
Trojan Model Detection Using Activation Optimization

Mohamed E. Hussein*

USC Information Sciences Institute
Arlington, VA 22203
mehussein@isi.edu

Sudharshan Subramaniam Janakiraman

USC Information Sciences Institute
Marina del Rey, CA 90292
ss20785@usc.edu

Wael AbdAlmageed

USC Information Sciences Institute
Marina del Rey, CA 90292
wamageed@isi.edu

Abstract

Due to data's unavailability or large size, and the high computational and human labor costs of training machine learning models, it is a common practice to rely on open source pre-trained models whenever possible. However, this practice is worry some from the security perspective. Pre-trained models can be infected with Trojan attacks, in which the attacker embeds a trigger in the model such that the model's behavior can be controlled by the attacker when the trigger is present in the input. In this paper, we present our preliminary work on a novel method for Trojan model detection. Our method creates a signature for a model based on activation optimization. A classifier is then trained to detect a Trojan model given its signature. Our method achieves state of the art performance on two public datasets.

1 Introduction

Machine learning has made leaps of progress since the introduction of deep learning. However, training large models remains more of an art than science. It requires a lot of trial and error and parameter fine-tuning. All this incurs a significant computational cost and energy footprint. More importantly, high performing models are trained on huge amounts of data, which can only be afforded by a few. As a result, researchers and practitioners use open-source pre-trained models when they are available.

Despite the ubiquity of using open-source pre-trained models, this practice poses a security threat. Delegating the training process to a third party allows the training party to embed a trigger pattern in the training data. In such a case, the trained model can behave normally in the absence of the trigger, but can produce a certain output determined by the attacker when the trigger is present. This is known as Trojan or backdoor attacks on machine learning models.

Trojan attacks are hard to detect in a trained model because the model behaves normally on benign inputs. Without knowledge of the trigger, it is impossible to reproduce the model's malicious behavior. Consequently, many proposed methods for Trojan model detection use reverse engineering to reconstruct possible triggers used to train a given model. Candidate triggers are then typically filtered out using heuristics about the trigger size Chen et al. (2019b), norm Xiang et al. (2020), or the resulting attack success rate Liu et al. (2019). The reverse engineering process can be time consuming, especially, if it involves attempting all possible combinations of source and target classes

*On leave from Alexandria University, Egypt.

for trigger reconstruction Wang et al. (2019). Moreover, the deployed heuristics for anomaly detection are susceptible to flagging a trigger when none exists Shen et al. (2021).

In this paper, we introduce a novel method for Trojan model detection. Our method does not attempt to reconstruct the trigger nor does it apply heuristics about the nature of the trigger. Instead, we use a purely data driven approach to detect the presence of a trigger from its fingerprint in the model’s signature. The main ingredient of our method is signature construction. We construct the model’s signature using an activation optimization process, which results in a fixed number of activation maps for a given classification model. A classifier is then applied to detect if a model is Trojan or not from its signature. The process is illustrated in Fig. 1. On two public datasets, our approach delivers state of the art performance.

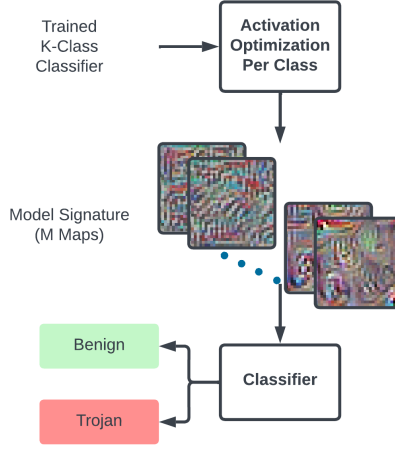


Figure 1: Proposed framework for Trojan model detection.

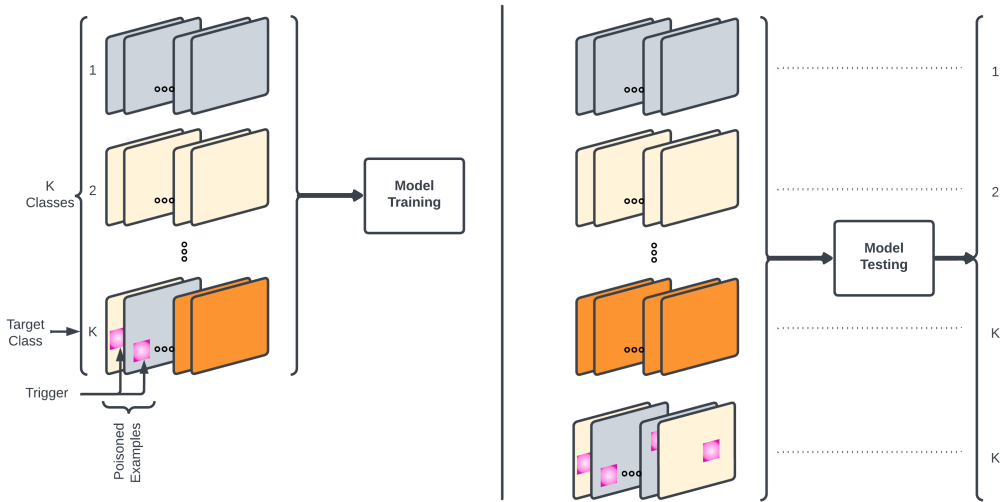


Figure 2: Trojan attacks

2 Related work

In this section, we discuss the most related work to ours. In Section 2.1, we cover the works related to our proposed solution. In Sections 2.2 and 2.3, we cover Trojan attacks and their defenses in general. For a more comprehensive review of Trojan attacks, the reader is referred to Goldblum et al. (2023).

2.1 Activation maximization

Activation maximization, also known as model inversion or feature visualization, was first introduced by Erhan et al. (2009) for visualizing internal nodes of a neural network. The method employed gradient descent with L2 regularization to visualize internal units of Stacked Denoising Auto-encoders and Deep Belief Networks. Simonyan et al. (2014) applied the same technique to convolutional networks and showed that such gradient-based approach is a generalization of the deconvolution-based approach in Zeiler & Fergus (2014), which was proposed for the same purpose. Yosinski et al. (2015) added Gaussian blur and pixel clipping as extra regularization techniques to produce smoother visualizations. Alternatively to Gaussian blur, Mahendran & Vedaldi (2016) applied random jittering and an extra regularization term to minimize the total variation. More feature visualization techniques are discussed in Nguyen et al. (2019). It is also worth noting that the activation maximization techniques are related to model inversion attacks, in which the attacker’s objective is to retrieve private information used in training a model by reconstructing the input that maximizes a certain output, e.g. Kahla et al. (2022); Wang et al. (2022).

2.2 Trojan attacks

Trojan attacks on deep learning models were first introduced by Gu et al. (2019), in which mislabeled examples stamped with a trigger were used to train a Trojan model. Liu et al. (2018) presented a method for Trojan attack creation without access to the training data by leveraging model inversion Nguyen et al. (2016). Shafahi et al. (2018); Geiping et al. (2022) introduced methods for clean label poisoning attack, which targets misclassification of a specific target testing example. Saha et al. (2020); Souri et al. (2022) presented methods for clean label attack in which a trigger can be used in the testing phase while being completely hidden during training. Nguyen & Tran (2020) used a dynamically generated trigger based on the input sample instead of using a fixed trigger. Di Tang et al. (2021) introduced a method for source-specific attacks that is more resilient to detection by adding cover images, which are images that include the trigger but are given the correct label.

2.3 Defenses against Trojan attacks

Defenses against Trojan attacks include the detection of poisoned samples in a training dataset Tran et al. (2018); Chen et al. (2019a), modifying a known-to-be Trojan model to bypass the trigger Wu & Wang (2021); Li et al. (2021), making model training robust against poisoned samples Weber et al. (2023); Levine & Feizi (2021), and detecting if a trained model is Trojan or not Chen et al. (2019b); Kolouri et al. (2020). Our focus in this section is on the latter type of defenses.

Chen et al. (2019b) introduced DeepInspect, which is an algorithm for detecting models with backdoors assuming that the defender has access only to the trained model and no access to clean data samples. To achieve this goal, the method employs model inversion Fredrikson et al. (2015) to construct a training dataset for the model. Using the constructed training data, a generator is employed to create perturbation patterns (triggers) such that the model produces a given target class with the poisoned samples. Then, anomaly detection is applied to determine if any of the generated triggers is a real trigger used to train the model. Similarly, in Wang et al. (2019); Xiang et al. (2020), anomaly detection is applied to detect the real trigger (if any) among a set of generated triggers. Dong et al. (2021) extended the idea to the black-box case, where the model is only accessible through its query responses. However, in this case, the triggers are generated by reverse engineering with real clean samples. Liu et al. (2019); Shen et al. (2021) first identify potentially compromised neurons, based on which possible triggers are generated, and only those that consistently subvert the model’s predictions to a certain target class are admitted. The method requires at least one clean sample of each class. Wang et al. (2020) also handled Trojan detection when clean samples available to the defender are limited or non-existent. The method uses the similarity between two embeddings per image, one with a universal perturbation pattern and one with a local perturbation pattern, as

an indicator for the presence of a Trojan. Universal Litmus Patterns (ULPs) Kolouri et al. (2020) are input patterns to a classification model, the output for which can be used to distinguish benign from Trojan models. Few patterns per class are shown to be effective in detecting Trojan models on multiple datasets. A very similar idea was proposed and thoroughly analyzed in Wang et al. (2021). Liu et al. (2022) focused on complex attack scenario, in which the trigger pattern is not limited to be patch shaped.

3 Approach

3.1 Threat model

The attacker is assumed to train a K -class classifier and provide it to the defender such that the classifier works normally on clean inputs, but once a trigger is attached to an input, the classifier produces a certain class (the target class) of the attacker’s choice. The trigger is assumed to be of a small size with respect to the input so that the attacker can deploy the attack in the physical world. The attacker achieves its goal by poisoning a fraction of the training dataset, which is done by adding the trigger to the poisoned fraction from all classes and giving them the target label as the ground truth label during training. This process is illustrated in Fig. 2. Alternatively, the attacker can provide a poisoned dataset to the defender and the defender can train the classifier on their end. In this case, the attacker can choose to use clean-label poisoning mechanism that still allows the attacker to deploy the attack in the physical world.

The defender, on the other hand, has access to the trained model weights, and hence, can use gradient descent to create a signature for the model without the need for any data samples. The defender also has access to a binary classifier (*a detector*), possibly provided by a trusted third party, which can tell from the signature whether the model is Trojan or not. If the defender has access to training data, they can build the detector on their end. The detector is trained on signatures from a large variety of benign and Trojan models for the target K -class classification problem.

3.2 Intuition

Due to the way the attack is installed, the Trojan model develops a strong association between the trigger pattern and the target class. Such a strong association is expected to be evident upon model inversion. Namely, if we attempt to synthesize an image that maximizes or minimizes the activation associated with the target class, the trigger pattern is expected to have a fingerprint in such an image. Not only that, but the trigger’s fingerprint is expected to appear even if we are maximizing or minimizing the activations of other classes. For example, if our objective is minimize the activation of a class other than the target one, the easiest way could be just to add the trigger to an image. Similarly, if the objective is to maximize such an activation instead, the model would make sure that it does not have any trace of the trigger. Therefore, whether we are maximizing or minimizing the activation of any class, the trigger can have a fingerprint in the resulting image.

3.3 Framework

Figure 1 illustrates the proposed framework, which generalizes the intuition outlined above. Given a trained K -class classifier, a signature is created by finding images that optimize M loss functions, which are computed based on the logits of the K classes. This results in M such images, which collectively constitute the signature for the model. A classifier is then trained to determine from the model’s signature if it is Trojan or not.

3.4 Activation optimization

Let $f(x)$ be a K -class classification model. That is $f : \mathbf{R}^{C \times H \times W} \rightarrow \mathbf{R}^K$, such that the input to the function f is a C -channel $H \times W$ image, and the output is a vector of K logits corresponding to the K classes. The i^{th} activation optimization map of the signature is defined as

$$a_i = \arg \min_x L_i(f(x)) , \quad (1)$$

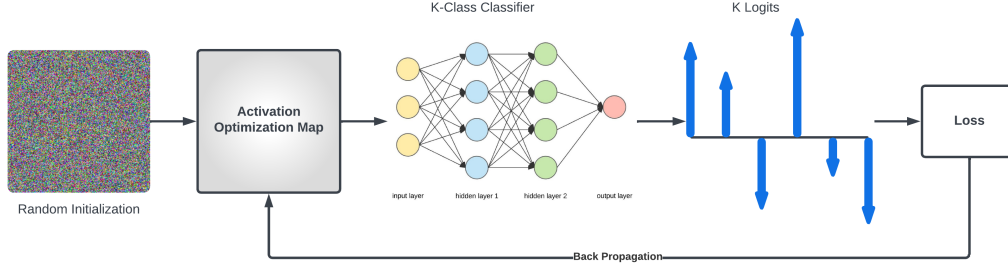


Figure 3: Activation optimization

where L_i is a loss function defined over the logits corresponding to an input x . Then the signature of the model is defined as

$$\mathcal{S} = [a_1 | a_2 | \dots | a_{M-1} | a_M] , \quad (2)$$

where $|$ is an image concatenation operator.

In the current realization of our framework, we use $M \leq 2K$ loss functions, where $M = K$ when we either use logit minimization or maximization as our loss functions, and $M = 2K$ when we combine logit maximization and minimization together. Let $f_j(x)$ be the j^{th} element of f 's output. In the case of combining minimization and maximization, the i^{th} loss function is defined as

$$L_i(f(x)) = \begin{cases} f_i(x) & i \in \mathbf{Z}^+, i \leq K \\ -f_{i-K}(x) & i \in \mathbf{Z}^+, K < i \leq 2K \end{cases} . \quad (3)$$

For the rest of the paper, unless otherwise specified, we will use the variant of the signature with $M = 2K$.

3.4.1 Regularization

The activation optimization process can be implemented using gradient descent starting from a random image, as shown in Fig. 3. However, a number of regularizations are important for the resulting images to be as natural as possible. Otherwise, we may end up having images that do not contain any useful pattern. Particularly, we applied the following regularization techniques during activation optimization.

- **L_2 regularization** We add the L_2 norm of the resulting image as a term in the loss.
- **Gaussian smoothing** We periodically apply Gaussian smoothing to the resulting image.
- **Pixel clamping** We clamp the pixel values to the valid range of $[0, 1]$ on every iteration.
- **Standardization** We normalize the final image to have mean of 0.5 and standard deviation of 0.25.

3.5 Detection

For detecting if a model's signature is a Trojan or not, we need to train a binary classifier. We employed two architectures for the binary classifier. The first architecture uses only convolutional operations. Specifically, we used a ResNeXt-50 (32x4d) Xie et al. (2017) architecture while augmenting it with a group convolution layer that maps a $6K$ -channel input ($2K$ maps, each including 3 color channels) to a $2K$ -channel output, which is then fed to the first layer of the model after modifying it to accept that number of channels. This convolution model works well for our threat model. We also experiment with another model, which combines the same architecture for channel-wise convolution with transformers. For simplicity, we refer to this architecture just as *transformer model*. Illustrations of the two models are shown in Fig. 4.




Figure 4: Classifier design

Table 1: CIFAR10 and Tiny ImageNet Trojan datasets

Dataset	Split	Benign Models	Trojan Models
CIFAR10	Train	500	500
CIFAR10	Test	100	100
Tiny ImageNet	Train	1000	1000
Tiny ImageNet	Test	100	100

4 Experimental evaluation

4.1 Evaluation data

To evaluate our method, we use two public datasets introduced in Kolouri et al. (2020). One dataset is for models trained on the CIFAR10 dataset. The models are based on a modified version of the VGG architecture Simonyan & Zisserman (2015). The other dataset is for models trained on the Tiny ImageNet dataset. The models for the latter dataset are based on a modified version of the ResNet18 architecture He et al. (2016). In both datasets, 20 different trigger patterns were used such that 10 of them appear only in the training data, and the other 10 appear only in the testing data. The numbers of samples in each split of the two datasets are shown in Table 1. More details about the datasets can be found in Kolouri et al. (2020). Sample signatures for one Trojan model and one benign model from the CIFAR10 Trojan dataset are shown in Fig. 5. In this dataset, the trigger was placed at the corners of the image. You can see the footprint of the trigger clearly at the corners of the Trojan model’s signature, particularly in the activation minimization maps (top two rows).

4.2 Implementation details

Signatures were created using a learning rate of 10. The Adam optimizer was used for the CIFAR10 dataset with 30 iterations, and the SGD optimizer was use for the Tiny ImageNet dataset with 150 iterations.

L_2 regularization was always used to create the inverted images. It was implemented through setting the weight decay argument of the optimizer to 10^{-5} . For the case of CIFAR10, we also applied the gradient normalization regularization and standardization. For the Tiny ImageNet dataset, we applied the Gaussian smoothing regularization every four iterations with a standard deviation or 1, and also the pixel clamping regularization.

The detection classifier models were trained using the Adam optimizer with a learning rate of 10^{-4} , and with 100 epochs for the convolution model and 20 for the transformer model. For the transformer models, the embedding size was set to 256, the number of self-attention heads was eight, and three transformer layers were used. With these settings, the numbers of parameters of the two models are comparable.

4.3 Results

Table 2 shows the accuracy and the area under the receiver operating characteristics curves (AUC) for detecting Trojan attacks using our method on the two datasets. Our method using the two classifier




Figure 5: Sample signatures from the CIFAR10 Trojan dataset

Table 2: Performance results

		CIFAR10		Tiny ImageNet	
		Acc (%)	AUC	Acc (%)	AUC
ULP	Kolouri et al. (2020)	–	1.000	–	0.940
Convolution	Min	94.5	0.981	93.0	0.978
	Max	95.5	0.993	95.5	0.993
	Both	96.5	0.987	93.5	0.986
Transformer	Min	96.5	0.984	99.0	1.000
	Max	94.5	0.978	100	1.000
	Both	96.5	0.985	99.5	0.997

designs achieves almost perfect area under the curve (AUC) values with a slight advantage for the transformer model in the case of the Tiny ImageNet dataset. Compared to the results previously reported on these datasets Kolouri et al. (2020), we achieve comparable performance on CIFAR10 and significantly outperform the previously reported performance on the Tiny ImageNet dataset, which was 0.94.

We experiment with three variants of the signature based on what type of loss functions we include, as explained in Section 3.4. Table 2 includes all the results for these experiments for the two datasets. From the table, we can see that there are no notable differences between using logit minimization, maximization, or both.

5 Conclusion

In this paper, we presented a new method for Trojan model detection. Our method applies a data driven approach, where a signature of a trained model is construction using activation optimization and a classifier detects whether the model is Trojan or not based on the signature. On two public datasets, our method achieves state of the art performance.

Acknowledgments and Disclosure of Funding

This research is based upon work supported by the Defense Advanced Research Projects Agency (DARPA), under cooperative agreement number HR00112020009. The views and conclusions contained herein should not be interpreted as necessarily representing the official policies or endorsements, either expressed or implied, of DARPA or the U.S. Government. The U.S. Government is authorized to reproduce and distribute reprints for governmental purposes notwithstanding any copyright notation thereon.

References

- Chen, B., Carvalho, W., Baracaldo, N., Edwards, B., Lee, T., Ludwig, H., Molloy, I., and Srivastava, B. Detecting Backdoor Attacks on Deep Neural Networks by Activation Clustering. In *AAAI's Workshop on Artificial Intelligence Safety*, 2019a.
- Chen, H., Fu, C., Zhao, J., and Koushanfar, F. DeepInspect: A Black-box Trojan Detection and Mitigation Framework for Deep Neural Networks. In *Proceedings of the Twenty-Eighth International Joint Conference on Artificial Intelligence*, 2019b. ISBN 978-0-9992411-4-1. doi: 10.24963/ijcai.2019/647.
- Di Tang, XiaoFeng Wang, Haixu Tang, and Kehuan Zhang. Demon in the Variant: Statistical Analysis of DNNs for Robust Backdoor Contamination Detection | USENIX. In *USENIX Security Symposium*, 2021.
- Dong, Y., Yang, X., Deng, Z., Pang, T., Xiao, Z., Su, H., and Zhu, J. Black-box Detection of Backdoor Attacks with Limited Information and Data. In *2021 IEEE/CVF International Conference on Computer Vision (ICCV)*, 2021. ISBN 978-1-66542-812-5. doi: 10.1109/ICCV48922.2021.01617.
- Erhan, D., Bengio, Y., Courville, A., and Vincent, P. Visualizing Higher-Layer Features of a Deep Network. *Technical Report, Université de Montréal*, 2009.
- Fredrikson, M., Jha, S., and Ristenpart, T. Model Inversion Attacks that Exploit Confidence Information and Basic Countermeasures. In *Proceedings of the 22nd ACM SIGSAC Conference on Computer and Communications Security*, 2015. ISBN 978-1-4503-3832-5. doi: 10.1145/2810103.2813677.
- Geiping, J., Fowl, L. H., Huang, W. R., Czaja, W., Taylor, G., Moeller, M., and Goldstein, T. Witches' Brew: Industrial Scale Data Poisoning via Gradient Matching. In *International Conference on Learning Representations*, 2022.
- Goldblum, M., Tsipras, D., Xie, C., Chen, X., Schwarzschild, A., Song, D., Mądry, A., Li, B., and Goldstein, T. Dataset Security for Machine Learning: Data Poisoning, Backdoor Attacks, and Defenses. *IEEE Transactions on Pattern Analysis and Machine Intelligence*, 45(2), 2023. ISSN 1939-3539. doi: 10.1109/TPAMI.2022.3162397.
- Gu, T., Dolan-Gavitt, B., and Garg, S. BadNets: Identifying Vulnerabilities in the Machine Learning Model Supply Chain, 2019.
- He, K., Zhang, X., Ren, S., and Sun, J. Deep residual learning for image recognition. In *2016 IEEE Conference on Computer Vision and Pattern Recognition (CVPR)*, pp. 770–778, 2016. doi: 10.1109/CVPR.2016.90.
- Kahla, M., Chen, S., Just, H. A., and Jia, R. Label-Only Model Inversion Attacks via Boundary Repulsion. In *2022 IEEE/CVF Conference on Computer Vision and Pattern Recognition (CVPR)*, 2022. ISBN 978-1-66546-946-3. doi: 10.1109/CVPR52688.2022.01462.
- Kolouri, S., Saha, A., Pirsiavash, H., and Hoffmann, H. Universal Litmus Patterns: Revealing Backdoor Attacks in CNNs. In *Proceedings of the IEEE/CVF Conference on Computer Vision and Pattern Recognition*, 2020.
- Levine, A. and Feizi, S. Deep Partition Aggregation: Provable Defenses against General Poisoning Attacks. In *International Conference on Learning Representations*, 2021.

- Li, Y., Lyu, X., Koren, N., Lyu, L., Li, B., and Ma, X. Neural Attention Distillation: Erasing Backdoor Triggers from Deep Neural Networks. In *International Conference on Learning Representations*, 2021.
- Liu, Y., Ma, S., Aafer, Y., Lee, W.-C., Zhai, J., Wang, W., and Zhang, X. Trojaning Attack on Neural Networks. In *Proceedings 2018 Network and Distributed System Security Symposium*, 2018. ISBN 978-1-891562-49-5. doi: 10.14722/ndss.2018.23291.
- Liu, Y., Lee, W.-C., Tao, G., Ma, S., Aafer, Y., and Zhang, X. ABS: Scanning Neural Networks for Back-doors by Artificial Brain Stimulation. In *Proceedings of the 2019 ACM SIGSAC Conference on Computer and Communications Security*, 2019. ISBN 978-1-4503-6747-9. doi: 10.1145/3319535.3363216.
- Liu, Y., Shen, G., Tao, G., Wang, Z., Ma, S., and Zhang, X. Complex Backdoor Detection by Symmetric Feature Differencing. In *Proceedings of the IEEE/CVF Conference on Computer Vision and Pattern Recognition*, 2022.
- Mahendran, A. and Vedaldi, A. Visualizing Deep Convolutional Neural Networks Using Natural Pre-images. *International Journal of Computer Vision*, 120(3), 2016. ISSN 09205691. doi: 10.1007/s11263-016-0911-8.
- Nguyen, A., Yosinski, J., and Clune, J. Multifaceted Feature Visualization: Uncovering the Different Types of Features Learned By Each Neuron in Deep Neural Networks, 2016.
- Nguyen, A., Yosinski, J., and Clune, J. Understanding Neural Networks via Feature Visualization: A Survey. In Samek, W., Montavon, G., Vedaldi, A., Hansen, L. K., and Müller, K.-R. (eds.), *Explainable AI: Interpreting, Explaining and Visualizing Deep Learning*. Springer, 2019. ISBN 978-3-030-28954-6. doi: 10.1007/978-3-030-28954-6_4.
- Nguyen, T. A. and Tran, A. Input-Aware Dynamic Backdoor Attack. In *Advances in Neural Information Processing Systems*, volume 33, 2020.
- Saha, A., Subramanya, A., and Pirsiavash, H. Hidden Trigger Backdoor Attacks. In *Proceedings of the AAAI Conference on Artificial Intelligence*, volume 34, 2020. doi: 10.1609/aaai.v34i07.6871.
- Shafahi, A., Huang, W. R., Najibi, M., Suci, O., Studer, C., Dumitras, T., and Goldstein, T. Poison Frogs! Targeted Clean-Label Poisoning Attacks on Neural Networks. In *Advances in Neural Information Processing Systems*, volume 31, 2018.
- Shen, G., Liu, Y., Tao, G., An, S., Xu, Q., Cheng, S., Ma, S., and Zhang, X. Backdoor Scanning for Deep Neural Networks through K-Arm Optimization. In *Proceedings of the 38th International Conference on Machine Learning*, 2021.
- Simonyan, K. and Zisserman, A. Very deep convolutional networks for large-scale image recognition. In *International Conference on Learning Representations*, 2015.
- Simonyan, K., Vedaldi, A., and Zisserman, A. Deep Inside Convolutional Networks: Visualising Image Classification Models and Saliency Maps, 2014.
- Souri, H., Fowl, L., Chellappa, R., Goldblum, M., and Goldstein, T. Sleeper Agent: Scalable Hidden Trigger Backdoors for Neural Networks Trained from Scratch. In *Advances in Neural Information Processing Systems (NeurIPS)*, 2022.
- Tran, B., Li, J., and Madry, A. Spectral Signatures in Backdoor Attacks. In *Advances in Neural Information Processing Systems*, volume 31, 2018.
- Wang, B., Yao, Y., Shan, S., Li, H., Viswanath, B., Zheng, H., and Zhao, B. Y. Neural Cleanse: Identifying and Mitigating Backdoor Attacks in Neural Networks. In *2019 IEEE Symposium on Security and Privacy (SP)*, 2019. doi: 10.1109/SP.2019.00031.
- Wang, K.-C., Fu, Y., Li, K., Khisti, A., Zemel, R., and Makhzani, A. Variational Model Inversion Attacks. In *Neural Information Processing Systems (NeurIPS)*, 2022.

- Wang, Q., Li, H., Borisov, N., Gunter, C. A., and Li, B. Detecting AI Trojans Using Meta Neural Analysis. In *2021 IEEE Symposium on Security and Privacy (SP)*, 2021. doi: 10.1109/SP40001.2021.00034.
- Wang, R., Zhang, G., Liu, S., Chen, P.-Y., Xiong, J., and Wang, M. Practical Detection of Trojan Neural Networks: Data-Limited and Data-Free Cases. In Vedaldi, A., Bischof, H., Brox, T., and Frahm, J.-M. (eds.), *Computer Vision – ECCV 2020*, 2020. ISBN 978-3-030-58592-1. doi: 10.1007/978-3-030-58592-1_14.
- Weber, M., Xu, X., Karlas, B., Zhang, C., and Li, B. RAB: Provable Robustness Against Backdoor Attacks. In *2023 IEEE Symposium on Security and Privacy (SP)*, 2023. ISBN 978-1-66549-336-9. doi: 10.1109/SP46215.2023.00037.
- Wu, D. and Wang, Y. Adversarial Neuron Pruning Purifies Backdoored Deep Models. In *Advances in Neural Information Processing Systems*, volume 34, 2021.
- Xiang, Z., Miller, D. J., and Kesidis, G. Revealing Backdoors, Post-Training, in DNN Classifiers via Novel Inference on Optimized Perturbations Inducing Group Misclassification. In *ICASSP 2020 - 2020 IEEE International Conference on Acoustics, Speech and Signal Processing (ICASSP)*, 2020. doi: 10.1109/ICASSP40776.2020.9054581.
- Xie, S., Girshick, R., Dollár, P., Tu, Z., and He, K. Aggregated residual transformations for deep neural networks, 2017.
- Yosinski, J., Clune, J., Nguyen, A., Fuchs, T., and Lipson, H. Understanding Neural Networks Through Deep Visualization, 2015.
- Zeiler, M. D. and Fergus, R. Visualizing and Understanding Convolutional Networks. In Fleet, D., Pajdla, T., Schiele, B., and Tuytelaars, T. (eds.), *Computer Vision – ECCV 2014*, 2014. ISBN 978-3-319-10590-1. doi: 10.1007/978-3-319-10590-1_53.