
Mixture-of-Supernets: Improving Weight-Sharing Supernet Training with Architecture-Routed Mixture-of-Experts

Ganesh Jawahar^{μ*} Haichuan Yang[∞] Yunyang Xiong[∞] Zechun Liu[∞]
 Dilin Wang[∞] Fei Sun[∞] Meng Li[∞] Aasish Pappu[∞] Barlas Oguz[∞]
 Muhammad Abdul-Mageed^{μπ} Laks V.S. Lakshmanan^μ
 Raghuraman Krishnamoorthi[∞] Vikas Chandra[∞]
^μUBC [∞]Meta ^πMBZUAI

Abstract

Weight-sharing supernet has become a vital component for performance estimation in the state-of-the-art (SOTA) neural architecture search (NAS) frameworks. Although supernet can directly generate different subnetworks without retraining, there is no guarantee for the quality of these subnetworks because of weight sharing. In NLP tasks such as machine translation and pre-trained language modeling, we observe that given the same model architecture, there is a large performance gap between supernet and training from scratch. Hence, supernet cannot be directly used and retraining is necessary after finding the optimal architectures.

In this work, we propose *mixture-of-supernets*, a generalized supernet formulation where mixture-of-experts (MoE) is adopted to enhance the expressive power of the supernet model, with negligible training overhead. In this way, different subnetworks do not share the model weights directly, but through an architecture-based routing mechanism. As a result, model weights of different subnetworks are customized towards their specific architectures and the weight generation is learned by gradient descent. Compared to existing weight-sharing supernet for NLP, our method can minimize the retraining time, greatly improving training efficiency. In addition, the proposed method achieves the SOTA performance in NAS for building fast machine translation models, yielding better latency-BLEU tradeoff compared to HAT, state-of-the-art NAS for MT. We also achieve the SOTA performance in NAS for building memory-efficient task-agnostic BERT models, outperforming NAS-BERT and AutoDistil in various model sizes.

1 Introduction

Neural architecture search (NAS) can automatically design architectures that achieve high quality on the natural language processing (NLP) task, while satisfying user-defined efficiency (e.g., latency, memory) constraints [19, 23, 22]. Most straightforward way of NAS is treating it as the black-box optimization [31, 14]. However, to get the architecture with the best accuracy, different model architectures need to be repeatedly trained and evaluated, which makes it impractical unless the dataset is very small. To overcome this issue, weight sharing is applied between different model architectures [14]. In this case, *supernet* is constructed as the largest model in the search space, and each architecture is a subnetwork of it. Furthermore, recent works [3, 26] show that with good training strategies, the subnetworks can be directly used for image classification with high performance (e.g.,

*Correspondence to {ganeshjwhr@gmail.com, haichuan@meta.com}. Work done while Ganesh was an intern at Meta.

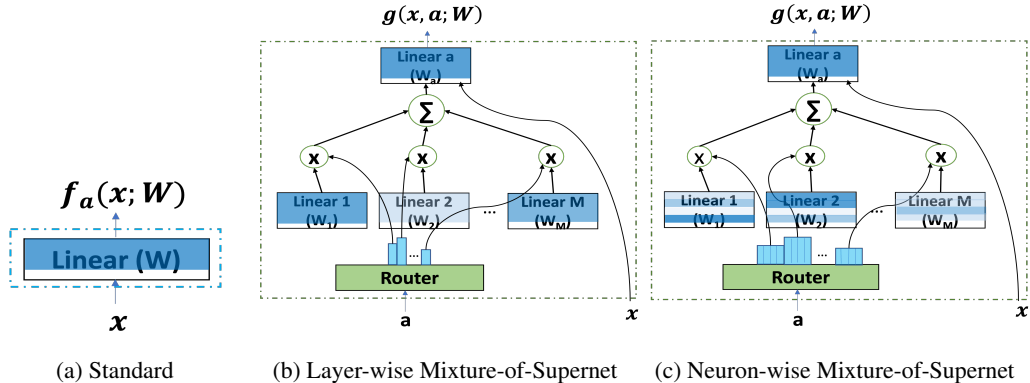


Figure 1: Choices of linear layers for supernet training. The length and the height of the ‘Linear’ blocks correspond to the number of input and output features of the supernet respectively. The highlighted portions in blue color correspond to the architecture-specific weights extracted from the supernet. Different intensities of blue color in the ‘Linear’ blocks of the mixture-of-supernet correspond to different alignment scores generated by the router.

Supernet	Weight sharing	Capacity	Overall Time (↓)	Average BLEU (↑)
HAT [19]	Strict	Single Set	508 hours	25.93
Layer-wise MoS	Flexible	Multiple Set	407 hours (20%)	27.21 (4.9%)
Neuron-wise MoS	Flexible	Multiple Set	394 hours (22%)	27.25 (5.1%)

Table 1: Overall time savings and average BLEU improvements of MoS supernets vs. HAT for computing pareto front (latency constraints: 100 ms, 150 ms, 200 ms) for the WMT’14 En-De task. Overall time (single NVIDIA V100 hours) includes supernet training time, search time, and additional training time for the optimal architectures. Average BLEU is the average of BLEU scores of architectures in the pareto front (see Table 5 for individual scores). MoS supernets yield architectures that enjoy better latency-BLEU trade-offs than HAT and have an overall GPU hours (see A.2.10 for breakdown) savings of at least 20% w.r.t. HAT.

accuracy comparable to training the same architectures from scratch). However, it is more challenging to apply supernet in NLP tasks. In fact, we observed that directly using the subnetworks for NLP tasks can have a large performance gap. This is consistent with the recent NAS works [19, 23] on NLP, which retrain or finetune the architectures after using supernet to find the architecture candidates. This raises two issues: 1) it is unknown whether the selected architectures are optimal given the existence of this performance gap; 2) repeated training is still needed if we want to get the final accuracy of the Pareto front, i.e., the best models for different efficiency (e.g., model size or inference latency) budgets. In this work, we focus on improving the weight-sharing mechanism among subnetworks to minimize the performance gap.

Typically, weight-sharing supernet is trained by repeatedly sampling an architecture from the search space and training the architecture-specific weights from the supernet (see Figure 1 (a)). In the standard weight-sharing training [26, 3], the first few output neurons are directly extracted to form a smaller subnetwork, as shown in Figure 1 (a). Such a supernet has limited model capacity, which creates two challenges. First, the supernet enforces a strict notion of weight sharing between architectures, regardless of the difference among these architectures. This leads to the issue of co-adaptation [1, 29] and gradient conflict [7]. For instance, given a 5M-parameters model as a subnetwork of a 90M-parameters model, 5M weights are directly shared in the standard weight-sharing. The optimal shared weights for the 5M model could be non-optimal for the 90M model, since there could be large gradient conflicts in optimizing these two models [7]. Second, the overall capacity of the architecture allocated by the supernet is limited by the number of parameters of a single DNN, i.e. the largest subnetwork in the search space. However, the number of subnetworks in the search space could be very large (e.g., billions). Using a single set of weights to simultaneously parameterize all of them could be insufficient [29]. Due to these challenges, the gap between the performance of the supernet and the standalone (from scratch) model is usually large [19, 6, 25], which makes the time consuming retraining step of the optimal architectures mandatory.

To overcome these challenges, we propose a Mixture-of-Supernets (MoS) framework that can perform architecture-specific weight extraction (e.g., allows a smaller architecture to not share some output neurons with a larger architecture) and allocate large capacity to an architecture without being limited by the number of parameters in a single DNN. MoS maintains a set of expert weight matrices and has two variants: *layer-wise MoS* and *neuron-wise MoS*. In layer-wise MoS, architecture-specific weight matrix is constructed based on a weighted combination of expert weight matrices at the level of set of neurons corresponding to an expert weight matrix. On the other hand, neuron-wise MoS constructs the same at the level of an individual neuron in each expert weight matrix. We show the effectiveness of the proposed NAS method for building efficient task-agnostic BERT [4] models and machine translation (MT) models. For building efficient BERT, our best supernet: (i) closes the gap and improves over SuperShaper [6] by 0.85 GLUE points, (ii) improves or performs similarly to NAS-BERT [23] performance for 5M, 10M, 30M model sizes without additional training, and (iii) improves or performs similarly to AutoDistil [22] for 5M, 26.8M, and 50M model sizes. Compared to HAT [19], our best supernet: (i) reduces the supernet vs. the standalone model gap by 26.5%, (ii) yields a better pareto front for latency-BLEU tradeoff (100 to 200 ms), and (iii) reduces the number of additional steps to close the gap by 39.8%. See Table 1 for a summary of the overall time savings and BLEU improvements of MoS supernets for WMT’14 En-De task. For this task, the supernet training time is 248 hours, while neuron-wise MoS and layer-wise MoS require additional hours of 14 and 18 hours respectively (less than 8% overhead).

We summarize our key contributions:

1. We propose a formulation which can generalize weight sharing methods, including direct weight sharing (e.g., once-for-all network [3], BigNAS [26]) and flexible weight sharing (e.g., few-shot NAS [27]). This formulation allows us to improve supernet by enhancing the model’s expressive power.
2. We adopt the idea of MoE to improve the model capability. Specifically, the model’s weights are dynamically generated based on the activated subnetwork architecture. After training, this MoE can be converted into equivalent static models. This is because our supernets only depend on the subnetwork architecture, which is fixed after training.
3. We conduct comprehensive experiments, demonstrating that our supernets achieve the SOTA NAS results on building efficient task-agnostic BERT and MT models. In addition, our supernets reduce retraining time and greatly improve training efficiency.

2 Supernet - Fundamentals

The training objective of the supernet can be formalized as follows. Let \mathcal{X}_{tr} denote the training data distribution. Let x, y denote the training sample and label respectively, i.e., $x, y \sim \mathcal{X}_{tr}$. Let a_{rand} denote an architecture uniformly sampled from the search space \mathcal{A} . Let f_a denote the subnetwork with architecture a , and f be parameterized by the supernet model weights W . Then, the training objective of the supernet can be given by,

$$\min_W \mathbb{E}_{x,y \sim \mathcal{X}_{tr}} \mathbb{E}_{a_{rand} \sim \mathcal{A}} [\mathcal{L}(f_{a_{rand}}(x; W), y)]. \quad (1)$$

The above formulation is known as single path one-shot (SPOS) optimization [8] of supernet training. Sandwich training [26] is another popular technique for training a supernet, where the largest architecture (a_{big}), the smallest architecture (a_{small}), and the architecture (a_{rand}) uniformly sampled from the search space are jointly optimized. The training objective of the supernet then becomes:

$$\min_W \mathbb{E}_{x,y \sim \mathcal{X}_{tr}} [\mathbb{E}_{a_{rand} \sim \mathcal{A}} [\mathcal{L}(f_{a_{rand}}(x; W), y)] + \mathcal{L}(f_{a_{big}}(x; W), y) + \mathcal{L}(f_{a_{small}}(x; W), y)]. \quad (2)$$

3 Mixture-of-Supernets

Existing supernets typically have limited model capacity to extract architecture-specific weights. For simplicity, assume the model function $f_a(x; W)$ is a fully connected layer (output $o = Wx$, omitting bias term for brevity), where $x \in n_{in} \times 1$, $W \in n_{out} \times n_{in}$, and $o \in n_{out} \times 1$. n_{in} and n_{out} correspond to the number of input and output features respectively. Then, the weights ($W_a \in n_{out_a} \times n_{in}$) specific to architecture a with n_{out_a} output features are typically extracted by

taking the first n_{out_a} rows² (as shown in Figure 1 (a)) from the supernet weight W . Assume one samples two architectures (a and b) from the search space with the number of output features n_{out_a} and n_{out_b} , respectively. Then, the weights corresponding to the architecture with the smallest number of output features will be a subset of those of the other architecture, sharing the first $|n_{out_a} - n_{out_b}|$ output features exactly.

Such a weight extraction technique enforces a strict notion of weight sharing between architectures, regardless of the global architecture information (e.g., different number of features for all the other layers) of these architectures. For instance, architectures a and b can have widely different model capacities (e.g., $5M$ vs $90M$ number of architecture-specific parameters). The smaller architecture (e.g., $5M$) has to share all its weights with the other architecture (e.g., $90M$) and the supernet (as modeled by $f_a(x; W)$) cannot allocate any weights that are specific to the smaller architecture only. Another problem with $f_a(x; W)$ is that the overall capacity of the supernet is bounded by the number of parameters in the largest subnetwork (i.e. W) from the search space. However, the supernet weights W need to parameterize a large amount of different subnetworks in the search space. *This is a fundamental limitation of the standard weight sharing mechanism.*

3.1 Generalized Model Function

We can reformulate the function $f_a(x; W)$ to a generalized form $g(x, a; E)$, which takes 2 inputs: the input data x , and the activated architecture a . E includes the learnable parameters of g . Then, the training objective of the proposed supernet becomes,

$$\min_E \mathbb{E}_{x, y \sim \mathcal{X}_{tr}} \mathbb{E}_{a_{rand} \sim \mathcal{A}} [\mathcal{L}(g(x, a_{rand}; E), y)]. \quad (3)$$

For the standard weight sharing mechanism mentioned above, $E = W$ and function g just uses a to perform the “trimming” operation on the weight matrix W , and forwards the subnetwork. To further minimize the objective (3), one feasible way is improving the capacity of the model function g . However, common ways such as adding hidden layers or hidden neurons are not applicable here, as we cannot change the final subnetwork architecture of mapping x to $f_a(x; W)$. In this work, we propose to use the idea of Mixture-of-Experts (MoE) [10, 5] to improve the capacity of g . Specifically, we dynamically generate the weights W_a according to specific architecture a by routing to certain weights matrices from a set of expert weights. We call this architecture-routed MoE based supernet *Mixture-of-Supernets (MoS)*, and design two routing mechanisms for function $g(x, a; E)$.

3.2 Layer-wise MoS

Assume there are m unique weight matrices ($\{E^i \in \mathcal{R}^{n_{out_{big}} \times n_{in_{big}}}\}_{i=1}^m$, or expert weights), which are learnable parameters. For simplicity, we only use a single linear layer as the example. For an architecture a with n_{out_a} output features, we propose the layer-wise MoS that computes the weights specific to the architecture a (i.e. $W_a \in \mathcal{R}^{n_{out_a} \times n_{in}}$) by performing a weighted combination of expert weights, as follows:

$$W_a = \sum_i \alpha_a^i E_a^i. \quad (4)$$

Here, $E_a^i \in \mathcal{R}^{n_{out_a} \times n_{in}}$ corresponds to the standard top rows extraction from the i^{th} expert weights. The alignment vector ($\alpha_a \in [0, 1]^m, \sum_i \alpha_a^i = 1$) captures the alignment scores of the architecture a with respect to each expert (weights matrix). We encode the architecture a as a numeric vector $\text{Enc}(a) \in \mathcal{R}^{n_{enc} \times 1}$ (e.g., a list of the number of output features for different layers), and apply a learnable router $r(\cdot)$ (an MLP with softmax) to produce such scores, i.e. $\alpha_a = r(\text{Enc}(a))$. Thus, the generalized model function for the linear layer (as shown in Figure 1 (b)) can be defined as (omitting bias for brevity):

$$g(x, a; E) = W_a x = \sum_i r(\text{Enc}(a))^i E_a^i x. \quad (5)$$

Router $r(\cdot)$ controls the degree of weight sharing (unsharing) between two architectures by modulating the alignment scores (α_a). For example, if $m = 2$ and a is a subnetwork of the architecture b ,

²Here we assume the number of input features does not change. If it will change, then only the first several columns of W_a are extracted.

Supernet	MNLI	CoLA	MRPC	SST2	QNLI	QQP	RTE	Avg. GLUE (\uparrow)
Standalone	82.61	59.03	86.54	91.52	89.47	90.68	71.53	81.63
Supernet (Sandwich)	82.34	57.58	86.54	91.74	88.67	90.39	73.26	81.50 (-0.13)
Layer-wise MoS (ours)	82.40	57.62	87.26	92.08	89.57	90.68	77.08	82.38 (+0.75)
Neuron-wise MoS (ours)	82.68	58.71	87.74	92.16	89.22	90.49	76.39	82.48 (+0.85)

Table 2: GLUE validation performance of different supernet (0 additional pretraining steps) compared to standalone (1x pretraining budget). The BERT architecture (67M parameters) is the top model from the pareto front of Supernet (Sandwich) on SuperShaper’s search space. Improvement (%) in GLUE average over standalone is enclosed in parentheses in the last column. Layer-wise and neuron-wise MoS perform significantly better than standalone.

the supernet could allocate weights that are specific to the smaller architecture a only by setting $\alpha_a = (1, 0)$ and $\alpha_b = (0, 1)$. In this case, $g(x, a; E)$ only uses weights from E_1 and $g(x, b; E)$ only uses weights from E_2 , so E_1 and E_2 can be updated towards the loss from architecture a and b without conflicts. It should be noted that few-shot NAS [29] can be seen as a special case of our framework if the router r is rule-based. In addition, $g(\cdot)$ is essentially an MoE so that it has stronger expressive power and can lead the objective (3) to be smaller. After the supernet training completes, given an architecture a , the score $\alpha_a = r(\text{Enc}(a))$ can be generated offline. Expert weights are collapsed and the resulting number of parameters for the architecture a becomes $n_{out_a} \times n_{in_a}$.

3.3 Neuron-wise MoS

The layer-wise MoS follows a conventional MoE setup, i.e., each expert is a linear layer/module. The router decides to use which experts combination to forward the input x to, depending on a . In this case, the degree of freedom of weights generation is m , and the number of parameters grows by $m \times |W|$, where $|W|$ denotes the number of parameters in the standard supernet. Thus we need m to be large enough to keep a good flexibility for the subnetwork weights generation, but this will also introduce too many parameters into the supernet and make the layer-wise MoS hard to train. This motivates us to use a smaller granularity of weights to represent each expert. Specifically, we use neurons in DNN as experts. In terms of the weight matrix, neuron-wise MoS uses one row of matrix to represent an individual expert. In contrast, layer-wise MoS uses an entire weight matrix.

For neuron-wise MoS, the router output $\beta_a = r(\cdot) \in [0, 1]^{n_{out_{big}} \times m}$ for each layer, and the sum of each row in β_a is 1. Similar to layer-wise MoS, we use an MLP to produce the $n_{out_{big}} \times m$ matrix and apply softmax on each row. We formulate the function $g(x, a; E)$ for neuron-wise MoS as

$$W_a = \sum_i \text{diag}(\beta_a^i) E_a^i, \quad (6)$$

where $\text{diag}(\beta)$ constructs a $n_{out_{big}} \times n_{out_{big}}$ diagonal matrix by putting β on the diagonal, and β_a^i is the i -th column of β_a . E^i is still an $n_{out_{big}} \times n_{in}$ matrix as in layer-wise MoS.

Compared to the layer-wise MoS, the neuron-wise MoS has more flexibility ($m \times n_{out_a}$ instead of only m) to control the degree of weight sharing between different architectures, while the number of parameters is still proportional to m . Neuron-wise MoS provides a more fine-grained control of weight sharing between subnetworks.

3.4 Adding $g(x, a; E)$ to Transformer

MoS is generally applicable to a single linear layer, multiple linear layers, and other parameterized layers (e.g., layer-norm). Since the linear layer dominates the number of parameters, we follow the approach used in most MoE work [5]. Hence, we take the standard weight-sharing based Transformer ($f_a(x; W)$) and replace the two linear layers in every feed-forward network block with $g(x, a; E)$.

4 Experiments - Efficient BERT

In this section, we discuss application of our proposed supernet for building efficient task-agnostic BERT [4] models.

Supernet	#Params	#Steps	MNLI	CoLA	MRPC	SST2	QNLI	QQP	RTE	Avg. GLUE
NAS-BERT	5M	125K	74.4	19.8	79.6	87.3	84.9	85.8	66.7	71.2
AutoDistil (proxy)	6.88M	0	79.0	24.8	78.5	85.9	86.4	89.1	64.3	72.6
Neuron-wise MoS	5M	0	75.5	28.3	82.7	86.9	84.1	88.5	68.1	73.4
NAS-BERT	10M	125K	76.4	34.0	79.1	88.6	86.3	88.5	66.7	74.2
Neuron-wise MoS	10M	0	77.2	34.7	81.0	88.1	85.1	89.1	66.7	74.6
AutoDistil (proxy)	26.1M	0	83.2	48.3	88.3	90.1	90.0	90.6	69.4	79.9
AutoDistil (agnostic)	26.8M	0	82.8	47.1	87.3	90.6	89.9	90.8	69.0	79.6
Neuron-wise MoS	26.8M	0	80.7	52.7	88.0	90.0	87.7	89.9	78.1	81.0
NAS-BERT	30M	125K	81.0	48.7	84.6	90.5	88.4	90.2	71.8	80.3
Neuron-wise MoS	30M	0	81.6	51.0	87.3	91.1	87.9	90.2	72.2	80.2
AutoDistil (proxy)	50.1M	0	83.8	55.0	88.8	91.1	90.8	91.1	71.9	81.7
Neuron-wise MoS	50M	0	82.4	55.0	88.0	91.9	89.0	90.6	75.4	81.8

Table 3: Comparison of neuron-wise MoS with NAS-BERT and AutoDistil for different model sizes ($\leq 50M$ parameters) based on GLUE validation performance. Neuron-wise MoS use a search space of 550 architectures, which is on par with AutoDistil. The third column corresponds to the number of additional training steps required to obtain the weights for the final architecture after supernet training. Performance numbers for the baseline models are taken from the corresponding papers. On average GLUE, neuron-wise MoS can perform similarly or improves over NAS-BERT for different model sizes without any additional training. Neuron-wise MoS can improve over AutoDistil for most model sizes in average GLUE. See A.1.3 for the hyperparameters of best architectures.

4.1 Experiment Setup

We focus on the BERT pretraining task. In this task, a language model is pretrained from scratch to learn task-agnostic text representations using a masked language modeling objective. The pretrained BERT model can then be directly finetuned on several downstream NLP tasks. We focus on building BERT models that are highly accurate yet small (e.g., $5M - 50M$ parameters). BERT supernet and standalone are pretrained from scratch on Wikipedia and Books Corpus [30]. We evaluate the performance of the BERT model by finetuning on each of the seven tasks (chosen by AutoDistil [22]) in the GLUE benchmark [18]. The data preprocessing, pretraining settings, and finetuning settings are discussed in A.1.1. The baseline models are standalone and standard supernet as proposed in SuperShaper [6]. Our proposed models are layer-wise and neuron-wise MoS. All the supernets are trained using sandwich training.³ The parameters m and router’s hidden dimension are set to 2 and 128, respectively, for MoS supernets.

4.2 Supernet vs. standalone gap

For studying the supernet vs. the standalone gap, the search space is taken from SuperShaper [6], which consists of BERT architectures that vary only in the hidden size at each layer ($\{120, 240, 360, 480, 540, 600, 768\}$) with fixed number of layers (12) and attention heads (12). The search space amounts to around 14B architectures. We study the supernet vs. the standalone model gap for the top model architecture from the pareto front of Supernet (Sandwich) [6]. Table 2 displays the GLUE benchmark performance of standalone training of the architecture (1x pretraining budget, which is 2048 batch size * 125,000 steps) as well as architecture-specific weights from different supernets (0 additional pretraining steps; that is, only supernet pretraining). The gap between the task-specific supernet and the standalone performance is bridged by MoS (layer-wise or neuron-wise) for 6 out of 7 tasks, including MNLI (which is a widely used task to indicate performance of a pretrained language model [12, 24]). The gap in average GLUE between the standalone model and the standard supernet is 0.13 points. Notably, equipped with customization and expressivity properties, the layer-wise and neuron-wise MoS significantly improve upon the standalone training by 0.75 and 0.85 average GLUE points, respectively.

³SuperShaper [6] observe that SPOS performs poorly compared to sandwich training. Hence, we do not study SPOS for building BERT models.

4.3 Comparison with SOTA NAS

The state-of-the-art NAS frameworks for building a task-agnostic BERT model are NAS-BERT [23] and AutoDistil [22].⁴ The NAS-BERT pipeline includes: (1) supernet training (with a Transformer stack containing multi-head attention, feed-forward network [FFN] and convolutional layers in arbitrary positions), (2) search based on the distillation (task-agnostic) loss, and (3) pretraining the best architecture from scratch (1x pretraining budget, which is 2048 batch size * 125,000 steps). The third step has to be executed for every constraint change and hardware change, which is very expensive. AutoDistil pipeline includes: (1) construct K search spaces and train supernets for each search space independently, (2a) *agnostic*-search mode: search based on the self-attention distillation (task-agnostic) loss, (2b) *proxy*-search mode: search based on the MNLI validation score, and (3) extract the architecture-specific weights from the supernet without additional training. The first step can be expensive as pretraining K supernets can take K times training compute and memory, compared to training a single supernet. The proxy-search model can unfairly benefit AutoDistil, as it finetunes all the architectures in its search space on MNLI and uses the MNLI score to rank the architectures.

Our proposed NAS pipeline overcomes all the issues with NAS-BERT and AutoDistil. For comparison with the SOTA NAS, our search space contains BERT architectures with homogeneous Transformer layers: hidden size (120 to 768 in increments of 12), attention heads ($(6, 12)$), intermediate FFN hidden dimension ratio ($(2, 2.5, 3, 3.5, 4)$). This search space amounts to 550 architectures, which is on par with AutoDistil. The supernet is based on neuron-wise MoS. The search uses the perplexity (task-agnostic) metric to rank the architectures. Unlike NAS-BERT which pretrains the best architecture from scratch (third step), the final architecture weights are directly extracted from the supernet without further pretraining. Unlike AutoDistil which pretrains K supernets, the proposed pipeline pretrains exactly one supernet, which requires significantly less training compute and memory. Unlike AutoDistil’s proxy setting where MNLI performance guides the search, our proposed pipeline uses only task-agnostic metric (like AutoDistil’s agnostic setting).

Table 3 shows the comparison of neuron-wise MoS based supernet with NAS-BERT and AutoDistil for different model sizes. The performance of NAS-BERT and AutoDistil are taken from the corresponding papers. On average GLUE, our proposed pipeline: (i) improves over NAS-BERT for 5M and 10M model sizes and (ii) performs similarly to NAS-BERT for 30M model size, without any additional training (100% additional training compute savings, which is 2048 batch size * 125,000 steps). On average GLUE, our proposed pipeline: (i) improves over AutoDistil-proxy for 6.88M model size with 1.88M fewer parameters, (ii) improves over both AutoDistil-proxy and AutoDistil-agnostic for 26M model size, and (iii) performs similarly to AutoDistil-proxy for 50M model size. Note that our proposed pipeline achieves the last two results without using the MNLI task performance to guide the search.

5 Experiments - Efficient Machine Translation

In this section, we discuss the application of proposed supernets for building efficient MT models.

5.1 Experiment setup

We follow the experimental setup provided by Hardware-aware Transformers (HAT [19]), which is the SOTA NAS framework for building MT models that enjoy good latency-BLEU tradeoffs. We focus on three popular MT benchmarks [2, 21]: WMT’14 En-De, WMT’14 En-Fr and WMT’19 En-De, whose dataset statistics are shown in A.2.1. The training settings for both supernet and standalone models are the same, which are discussed in A.2.2. The baseline supernets are as follows: (i) HAT – HAT’s supernet that uses single path one-shot optimization, and (ii) Supernet (Sandwich) – Supernet that uses sandwich training. The proposed supernets are as follows: (i) Layer-wise MoS – MoS with layer-wise routing and sandwich training and (ii) Neuron-wise MoS – MoS with neuron-wise routing and sandwich training. The parameters m and router’s hidden dimension are set to 2 and 128 respectively for both MoS variants.⁵

⁴AutoDistil (proxy) outperforms SOTA distillation approaches such as TinyBERT [11] and MINILM [20] by 0.7 average GLUE points. Hence, we do not compare our work against distillation work.

⁵See A.2.8 for the rationale behind the choice of ‘ m ’.

Dataset Supernet	WMT'14 En-De		WMT'14 En-Fr		WMT'19 En-De	
	MAE (\downarrow)	Kendall (\uparrow)	MAE (\downarrow)	Kendall (\uparrow)	MAE (\downarrow)	Kendall (\uparrow)
HAT	1.84	0.81	1.37	0.63	2.07	0.71
Supernet (Sandwich)	1.62 (12%)	0.81	1.37 (0%)	0.63	2.02 (2.4%)	0.87
Layer-wise MoS (ours)	1.61 (12.5%)	0.54	1.24 (9.5%)	0.73	1.57 (24.2%)	0.87
Neuron-wise MoS (ours)	1.13 (38.6%)	0.71	1.2 (12.4%)	0.85	1.48 (28.5%)	0.81

Table 4: Mean absolute error (MAE) and Kendall rank correlation coefficient between the supernet and the standalone model BLEU performance for 15 random architectures from the MT search space. Improvements (%) in mean absolute error over HAT are in parentheses. Our supernets enjoy minimal MAE and comparable ranking quality with respect to the baseline models.

Dataset Supernet / Latency Constraint	WMT'14 En-De			WMT'14 En-Fr			WMT'19 En-De		
	100 ms	150 ms	200 ms	100 ms	150 ms	200 ms	100 ms	150 ms	200 ms
HAT	25.26	26.25	26.28	38.94	39.26	39.16	42.61	43.07	43.23
Layer-wise MoS (ours)	26.28	27.31	28.03	39.34	40.29	41.24	43.45	44.71	46.18
Neuron-wise MoS (ours)	26.37	27.59	27.79	39.55	40.02	41.04	43.77	44.66	46.21

Table 5: Latency vs. Supernet BLEU for the models on the pareto front, obtained by performing search with different latency constraints (100 ms, 150 ms, 200 ms) on the NVIDIA V100 GPU. Our supernets yield architectures that enjoy better latency-BLEU tradeoffs than HAT.

5.2 Supernet vs. standalone gap

HAT’s search space consists of $6M$ encoder-decoder architectures, with flexible embedding size (512 or 640), decoder layers (1 to 6), self / cross attention heads (4 or 8), and number of top encoder layers for the decoder to attend to (1 to 3). For a given architecture, supernet performance corresponds to evaluating the architecture-specific weights extracted from the supernet, while standalone performance corresponds to evaluating the architecture after training from scratch. For a random sample of architectures from the search space, a good supernet must have: (i) minimal mean absolute error (MAE) and (ii) high rank correlation between the standalone and the supernet performance. Table 4 shows the mean absolute error and Kendall rank correlation coefficient for 15 random architectures from the search space. Compared to HAT, supernet with sandwich training has better MAE and rank quality. This result highlights that sandwich training is essential for building good supernet compared to SPOS for machine translation. Compared to the supernet with sandwich training, our proposed supernets achieve comparable ranking quality for WMT’14 En-Fr and WMT’19 En-De tasks, while marginally underperforming for WMT’14 En-De task. On the other hand, our proposed supernets achieve minimal MAE on all the three tasks. Specifically, neuron-wise MoS obtains the biggest MAE improvements, which suggests that additional training steps required to make MAE negligible might be the lowest for neuron-wise MoS among all the supernet variants (as we show in Section 5.4). We also plot the supernet and the standalone performance for each architecture, where we find that neuron-wise MoS particularly excels for almost all the top performing architectures (see A.2.3). The training overhead for MoS is generally negligible. For example, for WMT’14 En-De task, the supernet training time (single NVIDIA V100) is 248 hours, while neuron-wise MoS and layer-wise MoS require additional hours of 14 and 18 hours respectively (less than 8% overhead).

5.3 Comparison with SOTA NAS

The pareto front from the supernet can be obtained using the evolutionary search algorithm, which takes the supernet for quickly identifying the top performing candidate architectures, and the latency estimator, which can quickly discard candidate architectures that have latencies exceeding user-defined latency threshold. The settings for the evolutionary search algorithm and the latency estimator can be seen in A.2.4. We experimented with three latency thresholds: 100 ms, 150 ms, and 200 ms. Table 5 shows the latency vs. the supernet performance tradeoff for the models in the pareto front from different supernets. Compared to HAT, the proposed supernets achieve significantly higher BLEU for each latency threshold across all the datasets, which highlights the importance of architecture specialization and expressiveness of the supernet.

Dataset Supernet	Additional training steps (\downarrow)			Additional training time (NVIDIA V100 hours) (\downarrow)		
	WMT'14 En-De	WMT'14 En-Fr	WMT'19 En-De	WMT'14 En-De	WMT'14 En-Fr	WMT'19 En-De
HAT	33K	33K	26K	63.9	60.1	52.3
Laye. MoS	16K (51.5%)	30K (9%)	20K (23%)	35.5 (44.4%)	66.5 (-10.6%)	45.2 (13.5%)
Neur. MoS	13K (60%)	26K (21%)	16K (38.4%)	31.0 (51.4%)	61.7 (2.7%)	39.5 (24.5%)

Table 6: Average number of additional training steps and time required for the models on the pareto front to close the supernet vs. standalone gap. Improvements (%) over HAT are shown in parentheses. Our supernets require minimal number of additional training steps and time to close the gap compared to HAT for most tasks. See A.2.5 for each latency constraint.

5.4 Additional training to close the gap

The proposed supernets minimize the supernet vs. the standalone MAE gap significantly (as discussed in Section 5.2), but still do not make the gap negligible. To close the gap for an architecture, one need to extract the architecture-specific weights from the supernet and perform additional training until the standalone performance is reached (when the gap becomes 0). A good supernet should require minimal number of additional steps and time for the architectures extracted from the supernet to close the gap. For additional training, we evaluate the test BLEU of each architecture after every 10K steps and stop when the test BLEU matches or exceeds the test BLEU of the standalone model. Table 6 displays the average number of additional training required for all the models on the pareto front from each supernet to close the gap. Compared to HAT, layer-wise MoS provides an impressive reduction of 9% to 51% in training steps, while neuron-wise MoS provides by far the largest reduction of 21% to 60%. For the WMT'14 En-Fr task, both MoS supernets require at least 2.7% more time than HAT to achieve SOTA BLEU across different constraints. These results highlight that architecture specialization and supernet expressivity are crucial in greatly improving training efficiency of the subnets extracted from the supernet.

6 Related Work

In this section we briefly discuss existing NAS research in NLP. Evolved Transformer (ET) [16] is an initial work that searches for efficient MT models using NAS. It uses evolutionary search which can dynamically allocate training resources for promising candidates. ET requires 2M GPU hours. HAT [19] propose a weight-sharing supernet as performance estimator. HAT uses supernet to amortize training cost for candidate MT evaluations needed by evolutionary search, which reduces overall search cost by 12000x compared to ET.

NAS-BERT [23] partitions the BERT-Base model into blocks and trains a weight-sharing supernet to distill each block. During supernet training, NAS-BERT prunes less promising candidates from the search space using progressive shrinking. It can quickly identify the top architecture for each efficiency constraint. NAS-BERT needs to pretrain the top architecture from scratch for every constraint change, which can be very expensive. SuperShaper [6] pretrains a weight-sharing supernet for BERT using masked language modeling objective with sandwich training. The authors find that SPOS performs poorly compared to the sandwich training objective. AutoDistil [22] employs few-shot NAS [28]: construct K search spaces of non-overlapping BERT architectures and train a weight-sharing BERT supernet for each search space. The search is based on self-attention distillation loss with BERT-Base (task-agnostic search) and MNLI score (proxy search).

In computer vision community, K-shot NAS [17] generates the weight for each subnet as a convex combination of different supernet weights in a dictionary with a simplex code. Their framework is similar to layer-wise MoS with the following key differences. K-shot NAS trains the architecture code generator and supernet iteratively due to training difficulty, while layer-wise MoS trains all its components jointly. K-shot NAS has been applied only in convolutional architectures for image classification tasks. K-shot NAS introduces too many parameters with increase in number of supernets (K), which is alleviated by neuron-wise MoS due to its granular weight specialization.

7 Conclusion

In this work, we proposed Mixture-of-Supernets, a formulation to improve supernet by enhancing its expressive power. We showed that the idea of MoE can be adopted to generate flexible weights for subnetworks. From our extensive evaluation for building efficient BERT and MT models, we showed that our supernets can: (i) minimize the retraining time thereby improving the NAS efficiency significantly and (ii) yield high quality architectures satisfying user-defined constraints via NAS. We will investigate the full potential of MoS by combining larger training budget (e.g., $\geq 200K$ steps) and larger number of expert weights (e.g., ≥ 16 expert weights) in the future.

References

- [1] Gabriel Bender, Pieter-Jan Kindermans, Barret Zoph, Vijay Vasudevan, and Quoc Le. Understanding and simplifying one-shot architecture search. In *International conference on machine learning*, pages 550–559. PMLR, 2018.
- [2] Ondrej Bojar, Christian Buck, Christian Federmann, Barry Haddow, Philipp Koehn, Johannes Leveling, Christof Monz, Pavel Pecina, Matt Post, Herve Saint-Amant, Radu Soricut, Lucia Specia, and Aleksandra Tamchyna. Findings of the 2014 workshop on statistical machine translation. In *Proceedings of the Ninth Workshop on Statistical Machine Translation*, pages 12–58, Baltimore, Maryland, USA, June 2014. Association for Computational Linguistics. URL <http://www.aclweb.org/anthology/W/W14/W14-3302>.
- [3] Han Cai, Chuang Gan, Tianzhe Wang, Zhekai Zhang, and Song Han. Once for all: Train one network and specialize it for efficient deployment. In *International Conference on Learning Representations*, 2020. URL <https://arxiv.org/pdf/1908.09791.pdf>.
- [4] Jacob Devlin, Ming-Wei Chang, Kenton Lee, and Kristina Toutanova. BERT: Pre-training of deep bidirectional transformers for language understanding. In *Proceedings of the 2019 Conference of the North American Chapter of the Association for Computational Linguistics: Human Language Technologies, Volume 1 (Long and Short Papers)*, pages 4171–4186, Minneapolis, Minnesota, June 2019. Association for Computational Linguistics. doi: 10.18653/v1/N19-1423. URL <https://aclanthology.org/N19-1423>.
- [5] William Fedus, Barret Zoph, and Noam Shazeer. Switch transformers: Scaling to trillion parameter models with simple and efficient sparsity. *Journal of Machine Learning Research*, 23(120):1–39, 2022. URL <http://jmlr.org/papers/v23/21-0998.html>.
- [6] Vinod Ganesan, Gowtham Ramesh, and Pratyush Kumar. Supershaper: Task-agnostic super pre-training of BERT models with variable hidden dimensions. *CoRR*, abs/2110.04711, 2021. URL <https://arxiv.org/abs/2110.04711>.
- [7] Chengyue Gong, Dilin Wang, Meng Li, Xinlei Chen, Zhicheng Yan, Yuandong Tian, Vikas Chandra, et al. Nasvit: Neural architecture search for efficient vision transformers with gradient conflict aware supernet training. In *International Conference on Learning Representations*, 2021.
- [8] Zichao Guo, Xiangyu Zhang, Haoyuan Mu, Wen Heng, Zechun Liu, Yichen Wei, and Jian Sun. Single path one-shot neural architecture search with uniform sampling. In *Computer Vision – ECCV 2020: 16th European Conference, Glasgow, UK, August 23–28, 2020, Proceedings, Part XVI*, page 544–560, Berlin, Heidelberg, 2020. Springer-Verlag. ISBN 978-3-030-58516-7. doi: 10.1007/978-3-030-58517-4_32. URL https://doi.org/10.1007/978-3-030-58517-4_32.
- [9] Peter Izsak, Moshe Berchansky, and Omer Levy. How to train BERT with an academic budget. In *Proceedings of the 2021 Conference on Empirical Methods in Natural Language Processing*, pages 10644–10652, Online and Punta Cana, Dominican Republic, November 2021. Association for Computational Linguistics. doi: 10.18653/v1/2021.emnlp-main.831. URL <https://aclanthology.org/2021.emnlp-main.831>.
- [10] R. A. Jacobs, M. I. Jordan, S. J. Nowlan, and G. E. Hinton. Adaptive mixtures of local experts. *Neural Computation*, 3:79–87, 1991.
- [11] Xiaoqi Jiao, Yichun Yin, Lifeng Shang, Xin Jiang, Xiao Chen, Linlin Li, Fang Wang, and Qun Liu. TinyBERT: Distilling BERT for natural language understanding. In *Findings of the Association for Computational Linguistics: EMNLP 2020*, pages 4163–4174, Online, November 2020. Association for Computational Linguistics. doi: 10.18653/v1/2020.findings-emnlp.372. URL <https://aclanthology.org/2020.findings-emnlp.372>.
- [12] Yinhan Liu, Myle Ott, Naman Goyal, Jingfei Du, Mandar Joshi, Danqi Chen, Omer Levy, Mike Lewis, Luke Zettlemoyer, and Veselin Stoyanov. Roberta: A robustly optimized bert pretraining approach, 2019. URL <http://arxiv.org/abs/1907.11692>. cite arxiv:1907.11692.

- [13] Kishore Papineni, Salim Roukos, Todd Ward, and Wei-Jing Zhu. Bleu: a method for automatic evaluation of machine translation. In *Proceedings of the 40th Annual Meeting of the Association for Computational Linguistics*, pages 311–318, Philadelphia, Pennsylvania, USA, July 2002. Association for Computational Linguistics. doi: 10.3115/1073083.1073135. URL <https://aclanthology.org/P02-1040>.
- [14] Hieu Pham, Melody Guan, Barret Zoph, Quoc Le, and Jeff Dean. Efficient neural architecture search via parameters sharing. In *International conference on machine learning*, pages 4095–4104. PMLR, 2018.
- [15] Matt Post. A call for clarity in reporting BLEU scores. In *Proceedings of the Third Conference on Machine Translation: Research Papers*, pages 186–191, Brussels, Belgium, October 2018. Association for Computational Linguistics. doi: 10.18653/v1/W18-6319. URL <https://aclanthology.org/W18-6319>.
- [16] David So, Quoc Le, and Chen Liang. The evolved transformer. In Kamalika Chaudhuri and Ruslan Salakhutdinov, editors, *Proceedings of the 36th International Conference on Machine Learning*, volume 97 of *Proceedings of Machine Learning Research*, pages 5877–5886. PMLR, 09–15 Jun 2019. URL <https://proceedings.mlr.press/v97/so19a.html>.
- [17] Xiu Su, Shan You, Mingkai Zheng, Fei Wang, Chen Qian, Changshui Zhang, and Chang Xu. K-shot nas: Learnable weight-sharing for nas with k-shot supernets. In Marina Meila and Tong Zhang, editors, *Proceedings of the 38th International Conference on Machine Learning*, volume 139 of *Proceedings of Machine Learning Research*, pages 9880–9890. PMLR, 18–24 Jul 2021. URL <https://proceedings.mlr.press/v139/su21a.html>.
- [18] Alex Wang, Amanpreet Singh, Julian Michael, Felix Hill, Omer Levy, and Samuel Bowman. GLUE: A multi-task benchmark and analysis platform for natural language understanding. In *Proceedings of the 2018 EMNLP Workshop BlackboxNLP: Analyzing and Interpreting Neural Networks for NLP*, pages 353–355, Brussels, Belgium, November 2018. Association for Computational Linguistics. doi: 10.18653/v1/W18-5446. URL <https://aclanthology.org/W18-5446>.
- [19] Hanrui Wang, Zhanghao Wu, Zhijian Liu, Han Cai, Ligeng Zhu, Chuang Gan, and Song Han. HAT: Hardware-aware transformers for efficient natural language processing. In *Proceedings of the 58th Annual Meeting of the Association for Computational Linguistics*, pages 7675–7688, Online, July 2020. Association for Computational Linguistics. doi: 10.18653/v1/2020.acl-main.686. URL <https://aclanthology.org/2020.acl-main.686>.
- [20] Wenhui Wang, Furu Wei, Li Dong, Hangbo Bao, Nan Yang, and Ming Zhou. Minilm: Deep self-attention distillation for task-agnostic compression of pre-trained transformers. In *Proceedings of the 34th International Conference on Neural Information Processing Systems, NIPS’20, 2020*.
- [21] Wikimedia-Foundation. Acl 2019 fourth conference on machine translation (wmt19), shared task: Machine translation of news. In *ACL 2019*, 2019. URL <http://www.statmt.org/wmt19/translation-task.html>.
- [22] Dongkuan Xu, Subhabrata Mukherjee, Xiaodong Liu, Debadeepta Dey, Wenhui Wang, Xiang Zhang, Ahmed Hassan Awadallah, and Jianfeng Gao. Few-shot task-agnostic neural architecture search for distilling large language models. In Alice H. Oh, Alekh Agarwal, Danielle Belgrave, and Kyunghyun Cho, editors, *Advances in Neural Information Processing Systems*, 2022. URL <https://openreview.net/forum?id=GdMqXQx5fFR>.
- [23] Jin Xu, Xu Tan, Renqian Luo, Kaitao Song, Jian Li, Tao Qin, and Tie-Yan Liu. Nas-bert: Task-agnostic and adaptive-size bert compression with neural architecture search. In *Proceedings of the 27th ACM SIGKDD Conference on Knowledge Discovery and Data Mining, KDD ’21*, page 1933–1943, New York, NY, USA, 2021. Association for Computing Machinery. ISBN 9781450383325. doi: 10.1145/3447548.3467262. URL <https://doi.org/10.1145/3447548.3467262>.
- [24] Jin Xu, Xu Tan, Kaitao Song, Renqian Luo, Yichong Leng, Tao Qin, Tie-Yan Liu, and Jian Li. Analyzing and mitigating interference in neural architecture search. In Kamalika Chaudhuri, Stefanie Jegelka, Le Song, Csaba Szepesvari, Gang Niu, and Sivan Sabato, editors, *Proceedings of the 39th International Conference on Machine Learning*, volume 162 of *Proceedings of Machine Learning Research*, pages 24646–24662. PMLR, 17–23 Jul 2022. URL <https://proceedings.mlr.press/v162/xu22h.html>.
- [25] Yichun Yin, Cheng Chen, Lifeng Shang, Xin Jiang, Xiao Chen, and Qun Liu. AutoTinyBERT: Automatic hyper-parameter optimization for efficient pre-trained language models. In *Proceedings of the 59th Annual Meeting of the Association for Computational Linguistics and the 11th International Joint Conference on Natural Language Processing (Volume 1: Long Papers)*, pages 5146–5157, Online, August 2021. Association for Computational Linguistics. doi: 10.18653/v1/2021.acl-long.400. URL <https://aclanthology.org/2021.acl-long.400>.

- [26] Jiahui Yu, Pengchong Jin, Hanxiao Liu, Gabriel Bender, Pieter-Jan Kindermans, Mingxing Tan, Thomas Huang, Xiaodan Song, Ruoming Pang, and Quoc Le. Bignas: Scaling up neural architecture search with big single-stage models. In Andrea Vedaldi, Horst Bischof, Thomas Brox, and Jan-Michael Frahm, editors, *Computer Vision – ECCV 2020*, pages 702–717, Cham, 2020. Springer International Publishing. ISBN 978-3-030-58571-6.
- [27] Yiyang Zhao, Linnan Wang, Yuandong Tian, Rodrigo Fonseca, and Tian Guo. Few-shot neural architecture search. In Marina Meila and Tong Zhang, editors, *Proceedings of the 38th International Conference on Machine Learning*, volume 139 of *Proceedings of Machine Learning Research*, pages 12707–12718. PMLR, 18–24 Jul 2021. URL <https://proceedings.mlr.press/v139/zhao21d.html>.
- [28] Yiyang Zhao, Linnan Wang, Yuandong Tian, Rodrigo Fonseca, and Tian Guo. Few-shot neural architecture search. In Marina Meila and Tong Zhang, editors, *Proceedings of the 38th International Conference on Machine Learning*, volume 139 of *Proceedings of Machine Learning Research*, pages 12707–12718. PMLR, 18–24 Jul 2021. URL <https://proceedings.mlr.press/v139/zhao21d.html>.
- [29] Yiyang Zhao, Linnan Wang, Yuandong Tian, Rodrigo Fonseca, and Tian Guo. Few-shot neural architecture search. In *International Conference on Machine Learning*, pages 12707–12718. PMLR, 2021.
- [30] Yukun Zhu, Ryan Kiros, Rich Zemel, Ruslan Salakhutdinov, Raquel Urtasun, Antonio Torralba, and Sanja Fidler. Aligning books and movies: Towards story-like visual explanations by watching movies and reading books. In *The IEEE International Conference on Computer Vision (ICCV)*, December 2015.
- [31] Barret Zoph, Vijay Vasudevan, Jonathon Shlens, and Quoc V Le. Learning transferable architectures for scalable image recognition. In *Proceedings of the IEEE conference on computer vision and pattern recognition*, pages 8697–8710, 2018.

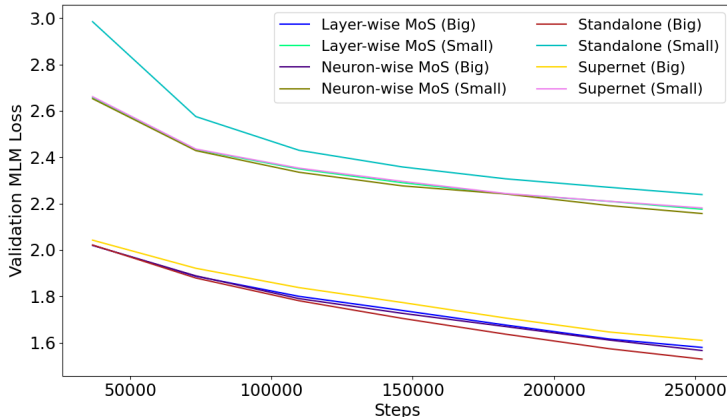


Figure 2: Learning Curve - Training steps vs. Validation MLM loss. ‘Big’ and ‘Small’ correspond to the largest and the smallest BERT architecture respectively from the search space of SuperShaper. ‘Standalone’ and ‘Supernet’ correspond to training from scratch and sampling from the supernet respectively. All the supernets are trained with sandwich training.

A Appendix

A.1 Additional Experiments - Efficient BERT

A.1.1 BERT pretraining / finetuning settings

Pretraining data: The pretraining data consists of text from Wikipedia and Books Corpus [30]. We use the data preprocessing scripts provided by Izsak et al. to construct the tokenized text.

Supernet and standalone pretraining settings: The pretraining settings for supernet and standalone models are taken from SuperShaper [6]: batch size of 2048, maximum sequence length of 128, training steps of 125K, learning rate of $5e^{-4}$, weight decay of 0.01, and warmup steps of 10K (0 for standalone). For experiments with the search space from SuperShaper [6] (Section 4.2), the architecture encoding a is a list of hidden size at each layer of the architecture (12 elements since the supernet is a 12 layer model). For experiments with the search space on par with AutoDistil [22] (Section 4.3), the architecture encoding a is a list of four elastic hyperparameters of the homogeneous BERT architecture: number of layers, hidden size of all layers, feedforward network (FFN) expansion ratio of all layers and number of attention heads of all layers (see Table 7 for sample homogeneous BERT architectures).

Finetuning settings: We evaluate the performance of the BERT model by finetuning on each of the seven tasks (chosen by AutoDistil [22]) in the GLUE benchmark [18]. The evaluation metric is the average accuracy (Matthews’s correlation coefficient for CoLA only) on all the tasks (GLUE average). The finetuning settings are taken from the BERT paper [4]: learning rate from $\{5e^{-5}, 3e^{-5}, 2e^{-5}\}$, batch size from $\{16, 32\}$, and epochs from $\{2, 3, 4\}$.

A.1.2 Learning curve for BERT supernet variants

Figure 2 shows the training steps versus validation MLM loss (learning curve) for the standalone BERT model and different supernet based BERT variants. The standalone model and the supernet are compared for the biggest architecture (big) and the smallest architecture (small) from the search space of SuperShaper [6]. For the biggest architecture, the standalone model performs the best. For the smallest architecture, the standalone model is outperformed by all the supernet variants. In both cases, the proposed supernets (especially neuron-wise MoS) perform much better than the standard supernet.

Standalone / Supernet	Model Size	#Layers	#Hidden Size	#FFN Expansion Ratio	#Heads
BERT	109M	12	768	4	12
AutoDistil (proxy)	6.88M	7	160	3.5	10
Neuron-wise MoS	5M	12	120	2.0	6
Neuron-wise MoS	10M	12	180	3.5	6
AutoDistil (agnostic)	26.8M	11	352	4	10
Neuron-wise MoS	26.8M	12	372	2.5	6
Neuron-wise MoS	30M	12	384	3	6
AutoDistil (proxy)	50.1M	12	544	3	9
Neuron-wise MoS	50M	12	504	3.5	12

Table 7: Architecture comparison of the best architecture designed by the neuron-wise MoS with AutoDistil [22] and BERT-Base [4].

Dataset	Year	Source Lang	Target Lang	#Train	#Valid	#Test
WMT	2014	English (en)	German (de)	4.5M	3000	3000
WMT	2014	English (en)	French (fr)	35M	26000	26000
WMT	2019	English (en)	German (de)	43M	2900	2900

Table 8: Machine translation benchmark data.

A.1.3 Architecture comparison of Neuron-wise MoS vs. AutoDistil

Table 7 shows the comparison of the BERT architecture designed by our proposed neuron-wise MoS with AutoDistil.

A.2 Additional Experiments - Efficient Machine Translation

A.2.1 Machine translation benchmark data

Table 8 shows the statistics of three machine translation datasets: WMT’14 En-De, WMT’14 En-Fr, and WMT’19 En-De.

A.2.2 Training settings and metrics

The training settings for both supernet and standalone models are the same: $40K$ training steps, Adam optimizer, a cosine learning rate scheduler, and a warmup of learning rate from 10^{-7} to 10^{-3} with cosine annealing. The best checkpoint is selected based on the validation loss, while the performance of the MT model is evaluated based on BLEU. The beam size is four with length penalty of 0.6. The architecture encoding a is a list of following 9 values:

1. *Encoder embedding dimension* corresponds to embedding dimension of the encoder.
2. *Encoder #layers* corresponds to number of encoder layers.
3. *Average encoder FFN. intermediate dimension* corresponds to average of FFN intermediate dimension across encoder layers.
4. *Average encoder self attention heads* corresponds to average of number of self attention heads across encoder layers.
5. *Decoder embedding dimension* corresponds to embedding dimension of the decoder.
6. *Decoder #Layers* corresponds to number of decoder layers.
7. *Average Decoder FFN. Intermediate Dimension* corresponds to average of FFN intermediate dimension across decoder layers.
8. *Average decoder self attention heads* corresponds to average of number of self attention heads across decoder layers.
9. *Average decoder cross attention heads* corresponds to average of number of cross attention heads across decoder layers.

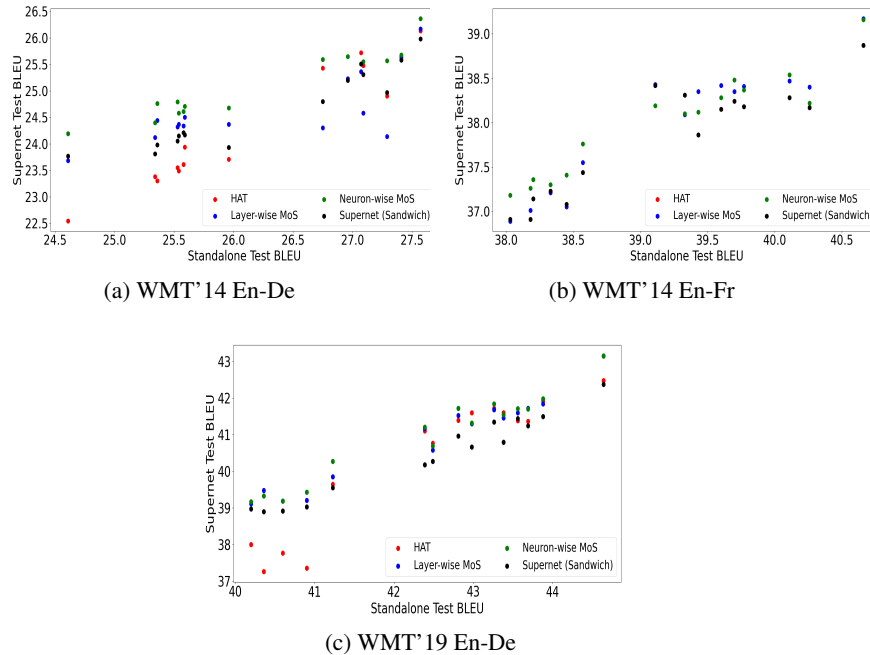


Figure 3: Supernet vs. Standalone model performance for 15 random architectures from MT search space. Supernet performance is obtained by evaluating the architecture-specific weights extracted from the supernet. Standalone model performance is obtained by training the architecture from scratch to convergence and evaluating it.

A.2.3 Supernet vs. Standalone performance plot

Figure 3 displays the supernet vs. the standalone performance for 15 randomly sampled architectures on all the three tasks. Neuron-wise MoS excel for almost all the top performing architectures (≥ 26.5 and ≥ 42.5 standalone BLEU for WMT' 14 En-De and WMT' 19 En-De respectively), which indicates that the models especially in the pareto front can benefit immensely from neuron level specialization.

A.2.4 HAT Settings

Evolutionary search: The settings for the evolutionary search algorithm include: 30 iterations, population size of 125, parents population of 25, crossover population of 50, and mutation population of 50 with 0.3 mutation probability.

Latency estimator: The latency estimator is developed in two stages. First, the latency dataset is constructed by measuring the latency of 2000 randomly sampled architectures directly on the user-defined hardware (NVIDIA V100 GPU). Latency is the time taken to translate a source sentence to a target sentence (source and target sentence lengths of 30 tokens each). For each architecture, 300 latency measurements are taken, outliers (top 10% and bottom 10%) are removed, and the rest (80%) is averaged. Second, the latency estimator is a 3 layer multi-layer neural network based regressor, which is trained using encoding and latency of the architecture as features and labels respectively.

A.2.5 Additional training steps to close the gap vs. performance

Figure 4, Figure 5, and Figure 6 show the additional training steps vs. BLEU for different latency constraints on the WMT' 14 En-De task, WMT' 14 En-Fr and WMT' 19 En-De tasks respectively.

A.2.6 Evolutionary Search - Stability

We study the initialization effects on the stability of the pareto front outputted by the evolutionary search for different supernets. Table 9 displays sampled (direct) BLEU and latency of the models in the pareto front for different seeds on the WMT' 14 En-Fr task. The differences in the latency and

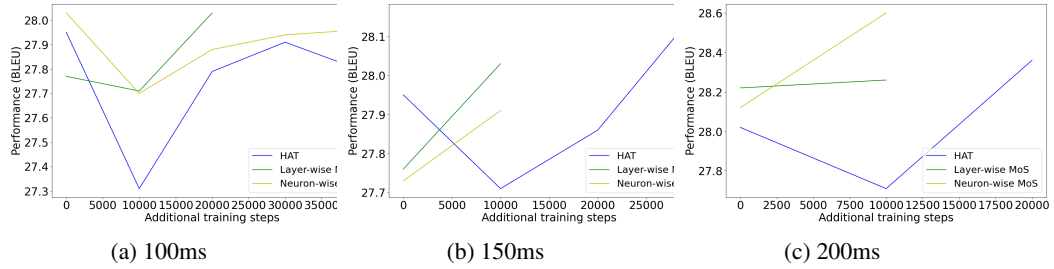


Figure 4: Additional training steps to close the supernet - standalone gap vs. performance for different latency constraints on the WMT’14 En-De dataset.

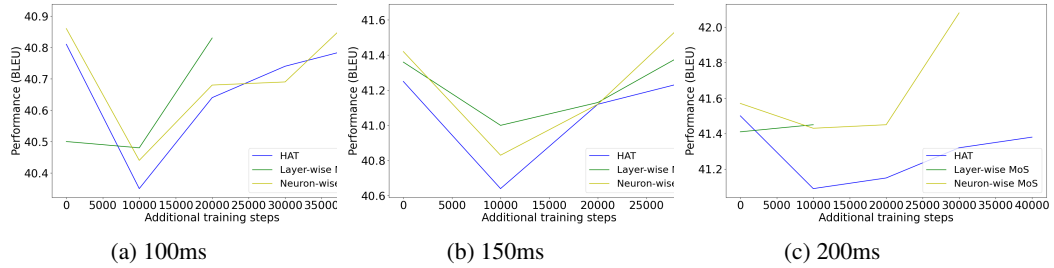


Figure 5: Additional training steps to close the supernet - standalone gap vs. performance for different latency constraints on the WMT’14 En-Fr dataset.

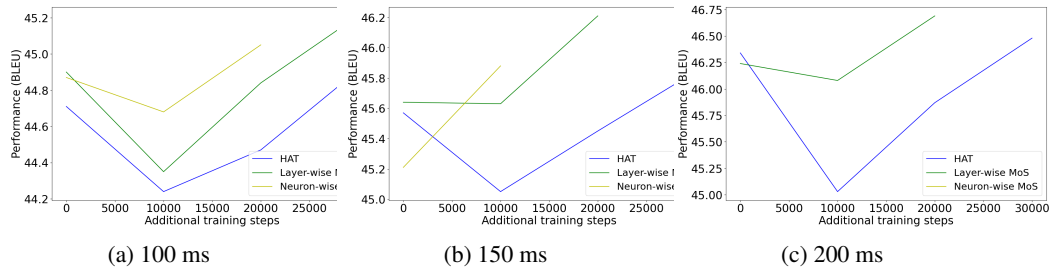


Figure 6: Additional training steps to close the supernet - the standalone gap vs. performance for different latency constraints on the WMT’19 En-De dataset. For 200 ms latency constraint, neuron-wise MoS closes the gap without additional training.

BLEU across seeds are mostly marginal. This result highlights that the pareto front outputted by the evolutionary search is largely stable for all the supernet variants.

A.2.7 Impact of different router function

Table 10 displays the impact of varying the number of hidden layers in the router function for neuron-wise MoS on the WMT’14 En-De task. Two hidden layers provide the right amount of router capacity, while adding more hidden layers results in steady performance drop.

A.2.8 Impact of increasing the number of expert weights ‘m’

Table 11 displays the impact of increasing the number of expert weights ‘m’ for the WMT’14 En-Fr task, where the architecture for all the supernets is the top architecture from the pareto front of HAT for the latency constraint of 200 ms. Under the standard training budget (40K steps for MT), the performance of layer-wise MoS does not seem to improve by increasing ‘m’ from 2 to 4. Increasing ‘m’ introduces too many parameters, which might necessitate a significant increase in the training

Supernet / Pareto Front	Model 1			Model 2		Model 3	
	Seed	Latency	BLEU	Latency	BLEU	Latency	BLEU
HAT (SPOS)	1	96.39	38.94	176.44	39.26	187.53	39.16
HAT (SPOS)	2	98.91	38.96	159.87	39.20	192.11	39.09
HAT (SPOS)	3	100.15	38.96	158.67	39.24	189.53	39.16
Layer-wise MoS	1	99.42	39.34	158.68	40.29	205.55	41.24
Layer-wise MoS	2	99.60	39.32	156.48	40.29	209.80	41.13
Layer-wise MoS	3	119.65	39.32	163.17	40.36	208.52	41.18
Neuron-wise MoS	1	97.63	39.55	200.17	40.02	184.09	41.04
Neuron-wise MoS	2	100.46	39.55	155.96	40.04	188.87	41.15
Neuron-wise MoS	3	100.47	39.57	157.26	40.04	190.40	41.17

Table 9: Stability of the evolutionary search w.r.t. different seeds on the WMT’14 En-Fr task. Search quality is measured in terms of latency and sampled (direct) supernet performance (BLEU) of the models in the pareto front.

# layers in router function	BLEU (\uparrow)
2-layer	26.61
3-layer	26.14
4-layer	26.12

Table 10: Validation BLEU of different router functions for neuron-wise MoS on the WMT’14 En-De task.

budget (e.g., 2 times more training steps than the standard training budget). For fair comparison with existing literature, we use the standard training budget for all the experiments. We will investigate the full potential of the proposed supernets by combining larger training budget (e.g., $\geq 200K$ steps) and larger number of expert weights (e.g., ≥ 16 expert weights) in future work.

A.2.9 SACREBLEU vs. BLEU

We use the standard BLEU [13] to quantify the performance of supernet following HAT for a fair comparison. In Table 12, we also experiment with SACREBLEU [15], where the similar trend of MoS yielding better performance for a given latency constraint holds true.

A.2.10 Breakdown of the overall time savings

Table 13 shows the breakdown of the overall time savings of MoS supernets versus HAT for computing pareto front for the WMT’14 En-De task. The latency constraints include 100 ms, 150 ms, 200 ms. MoS have an overall GPU hours savings of at least 20% w.r.t. HAT, thanks to significant savings in additional training time (45%-51%).

A.2.11 Codebase

We share the codebase in the supplementary material, which can be used to reproduce all the results in this paper. For both BERT and machine translation evaluation benchmarks, we add a README file that contains the following instructions: (i) environment setup (e.g., software dependencies), (ii) data download, (iii) supernet training, (iv) search, and (v) subnet retraining.

Supernet	m	BLEU (\uparrow)	Supernet GPU Memory (\downarrow)
HAT	-	39.13	11.4 GB
Layer-wise MoS	2	40.55	15.9 GB
Layer-wise MoS	4	40.33	16.1 GB

Table 11: Impact of increasing the number of expert weights ‘m’ for the WMT’14 En-Fr task. The architecture is the top model from the pareto front of HAT for the latency constraint of 200 ms.

Supernet	BLEU (\uparrow)	SACREBLEU (\uparrow)
HAT	26.25	25.68
Layer-wise MoS	27.31	26.7
Neuron-wise MoS	27.59	27.0

Table 12: Performance of supernet as measured by BLEU and SACREBLEU for the latency constraint of 150 ms on the WMT’14 En-De task.

Supernet	Overall Time (\downarrow)	Supernet Training Time (\downarrow)	Search Time (\downarrow)	Additional Training Time (\downarrow)
HAT	508 hours	248 hours	3.7 hours	256 hours
Layer-wise MoS	407 hours (20%)	262 hours (-5.6%)	4.5 hours (-21.6%)	140 hours (45.3%)
Neuron-wise MoS	394 hours (22%)	266 hours (-7.3%)	4.3 hours (-16.2%)	124 hours (51.6%)

Table 13: Breakdown of the overall time savings of MoS supernets vs. HAT for computing pareto front (latency constraints: 100 ms, 150 ms, 200 ms) for the WMT’14 En-De task. Overall time (measured as single NVIDIA V100 hours) includes supernet training time, search time, and additional training time for the optimal architectures. Savings in parentheses.