

Online Multi-Contact Receding Horizon Planning via Value Function Approximation

Jiayi Wang¹, Sanghyun Kim³, Teguh Santoso Lembono², Wenqian Du¹, Jaehyun Shim¹, Saeid Samadi¹, Ke Wang¹, Vladimir Ivan¹, Sylvain Calinon², Sethu Vijayakumar^{1,4}, and Steve Tonneau¹

Abstract—Planning multi-contact motions in a receding horizon fashion requires a value function to guide the planning with respect to the future, e.g., building momentum to traverse large obstacles. Traditionally, the value function is approximated by computing trajectories in a prediction horizon (never executed) that foresees the future beyond the execution horizon. However, given the non-convex dynamics of multi-contact motions, this approach is computationally expensive. To enable online Receding Horizon Planning (RHP) of multi-contact motions, we find efficient approximations of the value function. Specifically, we propose a trajectory-based and a learning-based approach. In the former, namely RHP with Multiple Levels of Model Fidelity, we approximate the value function by computing the prediction horizon with a convex relaxed model. In the latter, namely Locally-Guided RHP, we learn an oracle to predict local objectives for locomotion tasks, and we use these local objectives to construct local value functions for guiding a short-horizon RHP. We evaluate both approaches in simulation by planning centroidal trajectories of a humanoid robot walking on moderate slopes, and on large slopes where the robot cannot maintain static balance. Our results show that locally-guided RHP achieves the best computation efficiency (95%-98.6% cycles converge online). This computation advantage enables us to demonstrate online receding horizon planning of our real-world humanoid robot Talos walking in dynamic environments that change on-the-fly.

Index Terms—Multi-Contact Locomotion, Legged Locomotion, Humanoid Robots, Optimization and Optimal Control

I. INTRODUCTION

THIS article considers the problem of computing motion plans for legged robots to traverse uneven terrain (non-horizontal surfaces), where the planner needs to find a sequence of contacts, along with a feasible state trajectory. This problem is known as multi-contact motion planning, which is high-dimensional, nonlinear, and subject to discrete changes of dynamics that arise from breaking and making contacts [1]–[8]. Given these complexity, traditional robot control methods often plan the multi-contact motions offline, and then track them with a controller [2], [6], [9], [10]. However, when deploying legged robots in the real world, they can encounter environment changes and state drifts. These perturbations can cause the pre-planned motion to become invalid, and online



Fig. 1. Snapshots of our real-world experiments on Talos. Video is available at https://youtu.be/oMo_50XIE24.

(re)-planning is needed [9], [11]–[13]. To facilitate reliable operation in the real world, our long-term objective is to enable legged robots with the capability to online re-plan their motions.

Towards this end, Receding Horizon Planning (RHP) [11], [12] can be a promising solution. Similar to Model Predictive Control (MPC) [14]–[17], Receding Horizon Planning (RHP) aims to constantly update the motion plan for immediate execution based on the state of the robot and the environment. This is often achieved by solving a finite-horizon Trajectory Optimization (TO) problem [18], where the planning horizon is composed of an execution horizon that plans the optimal actions for execution, and a prediction horizon that foresees the future (see an example in Fig. 2). Although Receding Horizon Planning (RHP) frameworks never executes the prediction horizon, it plays an important role to the success of RHP. Viewing the RHP problem from Bellman’s perspective [19], the prediction horizon can be seen as an approximation of the value function—which predicts the feasibility and the future effort for achieving the task starting from a given robot state. Having such a value function is often critical for guiding the execution horizon towards optimal actions that are beneficial for the future.

Traditionally, Receding Horizon Planning (RHP) frameworks often compute the entire horizon with an accurate

¹ The authors are with the School of Informatics, The University of Edinburgh, United Kingdom.

² The authors are with the Idiap Research Institute, Switzerland and with EPFL, Switzerland.

³ The author is with the Department of Mechanical Engineering, Kyung Hee University, South Korea.

⁴ The author is with Artificial Intelligence Programme, The Alan Turing Institute, United Kingdom.

e-mail: jiayi.wang@ed.ac.uk

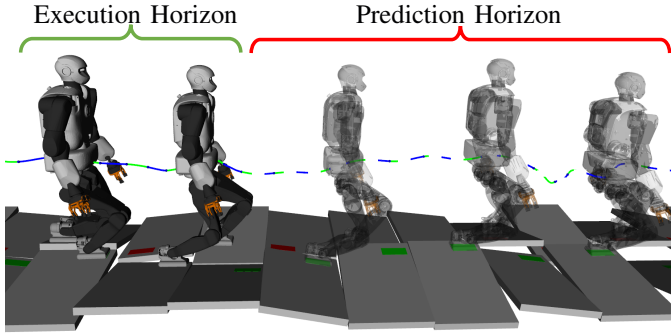


Fig. 2. In Receding Horizon Planning (RHP), the planning horizon often consists of two parts: 1) execution horizon which plans the motion for immediate execution, and 2) prediction horizon (not executed) that looks into the future. The prediction horizon serves as an approximation of the value function, which guides the execution horizon by telling whether the decisions made in the execution horizon can facilitate the completion of the task or not.

dynamics model. This ensures the execution horizon is always dynamically consistent, while in the meantime allowing the prediction horizon to approximate the value function as accurately as possible. However, planning the prediction horizon with an accurate model can result in expensive computation, especially when long planning horizon and complex dynamics need to be considered, i.e., planning multi-contact motions to traverse large slopes. In this work, we consider the traditional RHP approach as our baseline.

To accelerate the computation speed, one of the options is to reduce the computation burden required for approximating the value function. Following this idea, we propose a trajectory-based approach and a learning-based approach that can improve the computational efficiency for achieving value function approximation. We compare these two approaches in the context of planning centroidal trajectories of the humanoid robot Talos [20] walking on uneven terrain.

More specifically, our trajectory-based approach—which we call Receding Horizon Planning with Multiple Levels of Model Fidelity—follows the traditional formalism that models the value function with the trajectories planned in the prediction horizon. However, instead of considering accurate dynamics models, we relax the model accuracy of the prediction horizon. This allows us to reduce the overall complexity of the RHP problem. In this article, we explore and compare three candidate multi-fidelity RHPs, where the prediction horizon considers different convex relaxations of the centroidal dynamics model (examples shown in Fig. 5).

Alternatively, we can further improve the computation efficiency by approximating the value function with a learned model [21]. Nevertheless, learning a value function for multi-contact problem can be challenging. The main difficulty is that the value function is defined in a coupled state-environment space, which requires a flexible representation to capture the landscape changes of the value function with respect to different environments [22]. In this article, we circumvent this issue by learning an oracle to predict local objectives (intermediate goal states towards the completion of a given task) based on the current robot state, goal position, and the environment model. We then construct local value functions

based on these local objectives, and use them to guide a short-horizon RHP to plan the execution horizon towards the predicted local objectives. We refer to this approach as Locally-Guided Receding Horizon Planning (LG-RHP). To obtain the oracle, we take a supervised learning approach, where we train the oracle from the dataset offline computed by the traditional RHP that computes the entire horizon with an accurate model.

To evaluate the performance of multi-fidelity RHP and locally-guided RHP, we consider an online receding horizon planning setting, where we require each cycle to converge within a time budget—the duration of the motion to be executed (execution horizon) for the current cycle. From our experiment result, we obtain the following insights. First, the result of multi-fidelity RHP demonstrates that it is possible to achieve online computation by trading off the model accuracy in the prediction horizon. However, this can affect the accuracy of the value function modeled by the prediction horizon. As a consequence, our multi-fidelity RHP has the risk to arrive at ill-posed states, from which the TO can fail to converge. Additionally, we also notice that incorporating angular dynamics in the prediction horizon is critical to the convergence of multi-contact RHP. On the other hand, as locally-guided RHP features a shortened planning horizon, it achieves the highest online convergence rate (95.0%-98.6% cycles computes online) compared to the traditional RHP (baseline) and multi-fidelity RHP. Nevertheless, due to the prediction error of the oracle, our locally-guided RHP can also arrive at ill-posed states and fail to converge. We show that this issue can be mitigated by a data augmentation technique, in which we add datapoints to demonstrate how to recover from the states that cause convergence failures.

To validate our methods, we verify the dynamic feasibility of the planned trajectories by tracking them with a whole-body inverse dynamics controller [23] in simulation. Furthermore, we validate locally-guided RHP with real-world experiments, where we demonstrate online receding horizon planning of multi-contact motions on our humanoid robot Talos in dynamically changing environments (see examples in Fig. 1 and Fig. 11).

A. Contributions

We propose two novel methods that can achieve online Receding Horizon Planning (RHP) of centroidal trajectories for multi-contact locomotion. The key idea of our methods is to reduce the computation complexity by finding computationally efficient approximations of the value function. Our contributions are:

- Receding Horizon Planning with Multiple Levels of Model Fidelity, where we approximate the value function by computing trajectories in the prediction horizon while considering convex relaxed models. This allows us to reduce the overall computation complexity of the TO and facilitates online computation.
- Locally-Guided Receding Horizon Planning (LG-RHP), where the value function is approximated with a learned oracle. This oracle is designed to predict local objectives

as intermediate goal states for completing a given task, while taking into account the environment model around the robot. We use these local objectives to build local value functions for guiding a short-horizon TO to plan the execution horizon.

- Extensive evaluations and analysis on the computation performance of multi-fidelity RHP and locally-guided RHP, along with the validation of the dynamic feasibility of the planned trajectories using a whole-body inverse dynamics controller in simulation.
- Real-world experiments on the humanoid robot Talos that demonstrate the effectiveness of our locally-guided RHP approach in achieving online multi-contact receding horizon planning on uneven terrain and environments with dynamic changes.

B. Comparison with Our Previous Work and Article Outline

This article is an extension of our earlier conference papers [24] and [25], where we initially proposed the idea of multi-fidelity RHP and the locally-guided RHP. Compared to our previous work, the novel content of this article includes the following parts. First, we unify the description of the RHP problem and the concept of multi-fidelity RHP and locally-guided RHP under the framework of Bellman's principle of optimality [19]. Second, we conduct a rigorous simulation evaluation on the computation performance of the multi-fidelity RHP and the locally-guided RHP over a set of multi-contact scenarios. Third, we perform multiple real-world experiments on our humanoid robot Talos showing the efficacy of locally-guided RHP in achieving online receding horizon planning. We consider environments that can change dynamically during run-time and challenging uneven terrains. Lastly, we provide a qualitative analysis on the advantages and disadvantages of multi-fidelity RHP and locally-guided RHP.

The rest of the paper is organized as followings. In Section II, we review the literature regarding to optimization-based multi-contact locomotion planning, as well as the learning-based methods for accelerating their computation speed. In Section III, we describe the RHP problem, and introduce the principle of multi-fidelity RHP and locally-guided RHP. From Section IV to Section VII, we present the technical approach of multi-fidelity RHP and locally-guided RHP. Afterwards, in Section VIII, we present our simulation studies. Then, in Section IX, we demonstrate the real-world experiment result on our humanoid robot Talos. Lastly, we discuss the advantages and disadvantages of multi-fidelity RHP and locally-guided RHP in Section X, and we conclude the article in Section XI.

II. RELATED WORK

A. Multi-Contact Motion Planning via TO

Planning multi-contact motions to traverse challenging terrain necessarily requires the consideration of the whole-body dynamics of the robot. This model takes into account the mass and inertia of every link and relates the base and joint accelerations with respect to the joint torques. In the past, TO-based methods have demonstrated impressive motions using

the whole-body dynamics model [1], [26]–[30]. However, these approaches often struggle to compute online due to the high-dimensionality and non-convexity of the model, unless we predefine the contact timings and locations [31], [32].

Alternatively, we can plan multi-contact motions with the centroidal model [33], [34]. This model has lower dimensionality since it only considers the dynamics of the total linear and angular momenta expressed at the Center of Mass (CoM). Moreover, approximations are introduced on the robot kinematics and the momentum variation results from the motions of each individual link. Although these approximations may cause failures for achieving a corresponding whole-body motion, the centroidal model is getting popular for multi-contact planning due to its reduced dimensionality [34]–[40]. Unfortunately, the centroidal model is still non-convex¹ except when limiting assumptions (pre-defined gait, flat/coplanar surfaces) are made [41]–[43]. Such non-convexity often prevents the TO to compute online.

To accelerate the computation, convex approximations of the centroidal model are proposed. For instance, [40], [44], [45] propose convex inner approximation that searches for a solution within a subset of all possible trajectories. Despite their fast computation, convex inner approximation may fail to find a solution due to the reduced search space [40]. Alternatively, [46]–[48] present convex outer approximation that introduces convex relaxations into the centroidal dynamics model. Although the model complexity is reduced, convex outer approximation may generate motions that violate the system dynamics and cause tracking failures. To address this issue, [46] propose to iteratively tighten the relaxation. However, this requires the design of a customized optimization solver.

In this article, we introduce multi-fidelity RHP, where in a single optimization formulation, we employ an accurate model in the execution horizon and a relaxed model in the prediction horizon. This formulation is straightforward to implement and can be solved directly with off-the-shelf Non-Linear Programming (NLP) solvers. Furthermore, the combination of the accurate model and the relaxed model guarantees the dynamic consistency of the motion to be executed (execution horizon), while in the meantime reduce the overall computation complexity of the TO problem.

A similar approach to our multi-fidelity RHP method is also introduced in [49]. In that work, the authors present a MPC framework based on Differential Dynamic Programming (DDP) that combines whole-body dynamics and a non-convex model with reduced order (single-rigid body model [2], [37]) in a single formulation. Successful demonstrations of 2D quadrupedal locomotion and humanoid running has been shown on flat surfaces. In contrast, our emphasis is RHP of centroidal trajectories for a humanoid robot to traverse uneven terrain. This problem requires careful selection of contact locations and timings, as well as the modulation of the centroidal momenta. In this regard, the relaxed model employed in the prediction horizon needs to be carefully designed, as

¹The centroidal model is non-convex due to the cross products (bilinear terms) from the angular dynamics.

the quality of the model can significantly affect the accuracy of the value function approximated by the prediction horizon. Furthermore, instead of searching for non-convex models with reduced order, we focus on finding convex relaxations for the prediction horizon.

B. Learning to Accelerate Multi-Contact Motion Planning

Recently, machine learning techniques have gained popularity for bootstrapping the computation of locomotion planning. For instance, [50] proposes to learn the evolution of the centroidal momenta, which can guide an A* planner to generate contact plans. Another line of research tries to accelerate the computation speed of TO. For example, [12], [17], [51] propose to learn (near)-optimal solutions to warm-start TO. Alternatively, [21], [22], [52], [53] propose to shorten the planning horizon with a learned value function model placed as the terminal cost. Following this idea, our locally-guided RHP focuses on learning a value function model for multi-contact planning. However, learning a value function for the multi-contact problem is challenging. The main difficulty is that the value function is defined in a coupled state-environment space, which requires a flexible parameterization that can capture the landscape changes of the value function with respect to environment variations [22]. To deal with this issue, we propose to learn an oracle to predict intermediate goal states for completing a given task based on the current state, the final goal, and the environment, and then we construct local value functions based on these intermediate goal states.

Nevertheless, when predicting sequential actions with a learned model, the prediction accuracy can decrease dramatically once the robot reaches a state that is unexplored in the training dataset. This problem is known as *distribution shift* [54], which can be mitigated by data augmentation, i.e. adding demonstrations from the states that either appeared from the roll-out of the learned policy [54], [55], or sampled from the expert policy with injected noise [56]. In this work, we present a similar data augmentation strategy which focuses on demonstrating corrective actions from the states that cause convergence failures.

III. PROBLEM DESCRIPTION

Let us denote by $\mathbf{x} \in \mathbb{R}^n$ the robot state and $\mathbf{u} \in \mathbb{R}^m$ the control input. In Receding Horizon Planning (RHP), each cycle is required to compute a motion plan for immediate execution in the next cycle. We define such a motion plan as the composition of a state trajectory $\{\mathbf{x}_0, \dots, \mathbf{x}_T\}$ starting from a given initial state \mathbf{x}_0 , and a control trajectory $\{\mathbf{u}_0, \dots, \mathbf{u}_T\}$. To compute this motion plan, Receding Horizon Planning (RHP) frameworks usually need to solve a TO problem with the general form complying with the Bellman's equation [19]:

$$\min_{\substack{\mathbf{x}_0, \dots, \mathbf{x}_T, \\ \mathbf{u}_0, \dots, \mathbf{u}_T}} \sum_{t=0}^{T-1} l(\mathbf{x}_t, \mathbf{u}_t) + V(\mathbf{x}_T) \quad (1a)$$

$$\text{s.t.} \quad \mathbf{x}_{t+1} = \mathcal{F}(\mathbf{x}_t, \mathbf{u}_t), \quad (1b)$$

where $l(\cdot)$ is the running cost, $V(\cdot)$ is the value function, (1b) is the system dynamics constraint, and $\mathcal{F}(\cdot)$ represents

the discrete-time dynamics of the robot. As Bellman suggests, the optimal policy—approximated by the motion plan to be executed—should not only minimize its running cost l , but also lead to a state \mathbf{x}_T that optimizes the value function $V(\mathbf{x}_T)$. By definition, the value function is modeled as the optimal cost of an infinite-horizon trajectory starting from \mathbf{x}_T till the completion of the task, while respecting the system dynamics constraint (Fig. 3-a):

$$V(\mathbf{x}_T) = \min_{\substack{\mathbf{x}_T, \dots, \mathbf{x}_\infty, \\ \mathbf{u}_T, \dots, \mathbf{u}_\infty}} \sum_{t=0}^{\infty} l(\mathbf{x}_t, \mathbf{u}_t) \quad (2a)$$

$$\text{s.t.} \quad \mathbf{x}_{t+1} = \mathcal{F}(\mathbf{x}_t, \mathbf{u}_t). \quad (2b)$$

The value function $V(\mathbf{x}_T)$ reflects the feasibility and the future effort required for accomplishing the given task starting from any state \mathbf{x}_T , and provides gradients to direct the optimal policy (motion to be executed) towards a state \mathbf{x}_T that is favorable for the future. However, evaluating the value function with an infinite-horizon trajectory is non-trivial, and hence we need approximations.

Traditionally, RHP frameworks approximate the value function by considering a finite-horizon trajectory starting from the time T to $T_p \ll \infty$:

$$\tilde{V}(\mathbf{x}_T) = \min_{\substack{\mathbf{x}_T, \dots, \mathbf{x}_{T_p}, \\ \mathbf{u}_T, \dots, \mathbf{u}_{T_p}}} \sum_{t=T}^{T_p-1} l(\mathbf{x}_t, \mathbf{u}_t) + \phi(\mathbf{x}_{T_p}), \quad (3a)$$

$$\text{s.t.} \quad \mathbf{x}_{t+1} = \mathcal{F}(\mathbf{x}_t, \mathbf{u}_t), \quad (3b)$$

where the optimal cost from the time T_p to infinity is lumped into the terminal cost term $\phi(\mathbf{x}_{T_p})$. By combining (3) into (2), we can achieve a TO problem with an extended planning horizon (Fig. 3-b):

$$\min_{\substack{\mathbf{x}_0, \dots, \mathbf{x}_{T_p}, \\ \mathbf{u}_0, \dots, \mathbf{u}_{T_p}}} \underbrace{\sum_{t=0}^{T-1} l(\mathbf{x}_t, \mathbf{u}_t)}_{\text{Optimal Policy (EH)}} + \underbrace{\sum_{t=T}^{T_p-1} l(\mathbf{x}_t, \mathbf{u}_t) + \phi(\mathbf{x}_{T_p})}_{\text{Value Function Approximation (PH)}} \quad (4a)$$

$$\text{s.t.} \quad \mathbf{x}_{t+1} = \mathcal{F}(\mathbf{x}_t, \mathbf{u}_t), \quad (4b)$$

where we can split the planning horizon into an Execution Horizon (EH) that computes optimal policy (the motion plan to be executed) from the time 0 to T , and a Prediction Horizon (PH) that approximates the value function by computing trajectories from the time T to T_p .

Although (4) has a finite planning horizon, online computation is still challenging for complex dynamical systems such as legged robots. The computation complexity mainly comes from the planning of the Prediction Horizon (PH) under the consideration of the nonlinear dynamics constraints (6b), which increases the dimensionality and non-convexity of an already challenging problem.

To improve the computation efficiency, a promising direction is to mitigate the computation burden required for value function approximation. In this work, we propose two novel methods that can approximate the value function with reduced computation complexity.

Our first method follows the trajectory-based formalism which approximates the value function by computing a prediction horizon that looks into the future. However, instead of

a) Infinite-Horizon RHP

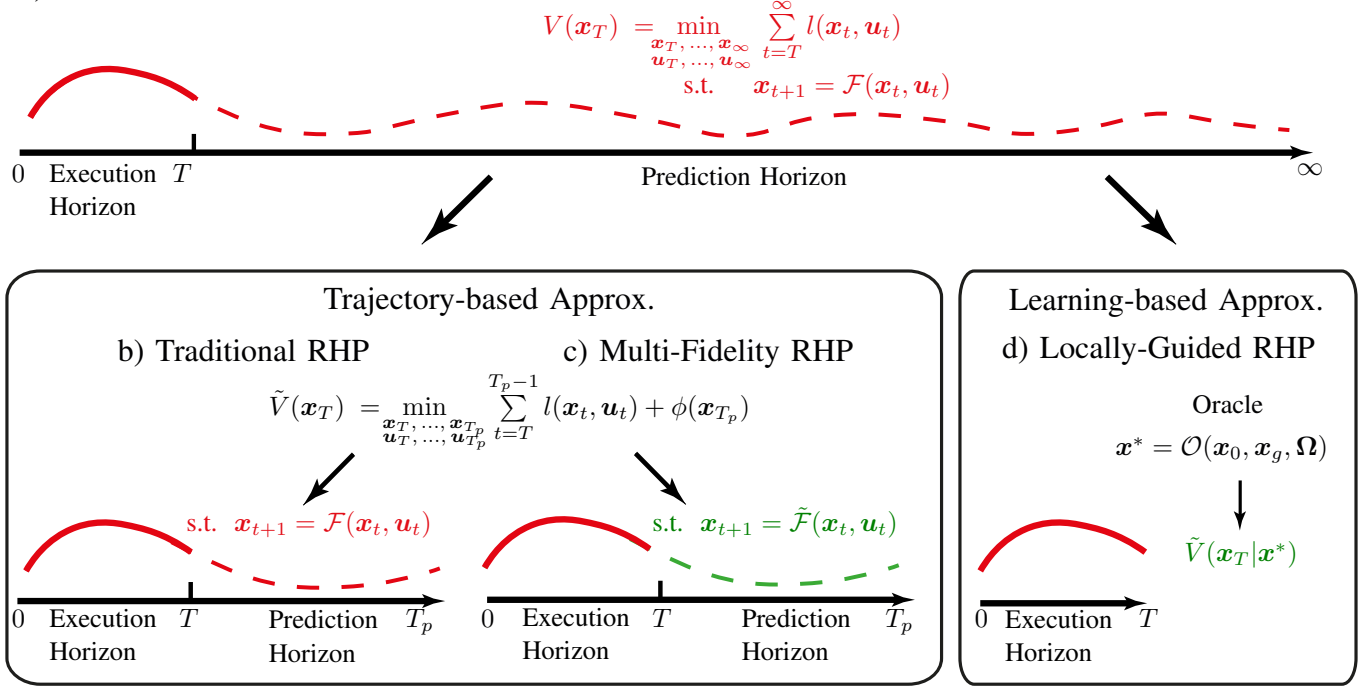


Fig. 3. a) Infinite-horizon RHP problem that models the value function with the prediction horizon of an infinite length; b) Traditional RHP approach which approximates the value function by considering a finite-length prediction horizon (from time T to T_p). Nevertheless, traditional RHP struggles to compute online, as the prediction horizon considers an accurate dynamics model (usually non-convex); c) Multi-fidelity RHP, where we improve the computation efficiency by relaxing the model accuracy in the prediction horizon; d) Locally-Guided RHP shortens the planning horizon by approximating the value function with a learned model.

considering an accurate system dynamics constraint (usually non-convex) in the prediction horizon, we propose to plan the prediction horizon with a relaxed system dynamics model. This gives rise to a novel TO formulation features a planning horizon with multiple levels of model fidelity (Fig. 3-c):

$$\min_{\substack{x_0, \dots, x_{T_p}, \\ u_0, \dots, u_{T_p}}} \underbrace{\sum_{t=0}^{T-1} l(x_t, u_t)}_{\text{EH (Accurate)}} + \underbrace{\sum_{t=T}^{T_p-1} l(x_t, u_t) + \phi(x_{T_p})}_{\text{PH (Relaxed)}}, \quad (5a)$$

$$\text{s.t. } \forall t \in [0, T]:$$

$$x_{t+1} = \mathcal{F}(x_t, u_t), \quad (\text{Accurate Model}) \quad (5b)$$

$$\forall t \in [T, T_p]:$$

$$x_{t+1} = \tilde{\mathcal{F}}(x_t, u_t), \quad (\text{Relaxed Model}) \quad (5c)$$

where the EH remains to compute the optimal policy with the accurate dynamics model (5b), while the PH approximates the value function with the relaxed dynamics model (5c). We call this approach as Receding Horizon Planning with Multiple Levels of Model Fidelity or Multi-Fidelity RHP (MF-RHP) for short. Comparing to the traditional TO formalism (4), our multi-fidelity RHP ensures the Execution Horizon (EH) is always dynamically consistent, while in the meantime reducing the overall computation complexity of the TO. In this work, we present and test three candidate multi-fidelity RHPs, where the Prediction Horizon (PH) considers different convex relaxations of the centroidal dynamics model.

Alternatively, another option for approximating the value function is to learn a parametric model $\tilde{V}(x|\theta)$ from the past experience [21]. Given this learned value function model, we can shorten the planning horizon to only cover the Execution Horizon (EH):

$$\min_{\substack{x_0, \dots, x_T, \\ u_0, \dots, u_T}} \underbrace{\sum_{t=0}^{T-1} l(x_t, u_t)}_{\text{Optimal Policy (EH)}} + \underbrace{\tilde{V}(x_T|\theta)}_{\text{Learned Value Function}}, \quad (6a)$$

$$\text{s.t. } x_{t+1} = \mathcal{F}(x_t, u_t), \quad (6b)$$

However, learning a value function for the multi-contact problem can be challenging. The difficulty mainly comes from the consideration of the environment model. This introduces the challenge of finding a flexible parameterization that can represent the value function in the coupled state-environment space [22]. To tackle this issue, we propose to learn an oracle \mathcal{O} that can predict intermediate goal states x^* for completing a given task, based on current robot state x_0 , the final goal state x_g , and the environment model Ω :

$$x^* = \mathcal{O}(x_0, x_g, \Omega). \quad (7)$$

We refer to these intermediate goal states as local objectives, and we use them to construct local quadratic value functions:

$$\tilde{V}(x_T|x^*) = (x_T - x^*)^\top (x_T - x^*). \quad (8)$$

We then use these local value functions to guide the short-horizon TO (6) to plan the Execution Horizon (EH) towards

the predicted local objectives \mathbf{x}^* . We call this approach as Locally-Guided Receding Horizon Planning (LG-RHP) and illustrate the idea in (Fig. 3-d). Although it is possible to learn to predict the optimal policy of the Execution Horizon (EH) directly from the past experiences, the learning error may lead to trajectories that violate system dynamics and cause tracking failures. Hence, in this work we decide to compute the Execution Horizon (EH) using TO, which guarantees the dynamic feasibility of the motion.

Next, we present the technical details of our methods in the context of multi-contact motion planning. In Section IV, we firstly describe the assumptions made in our work. Then, in Section V, we present the baseline—the traditional RHP—which computes the Execution Horizon (EH) and the Prediction Horizon (PH) with an accurate dynamics model. Afterwards, in Section VI and Section VII, we introduce the technical approach of multi-fidelity RHP and the locally-guided RHP.

IV. ASSUMPTIONS

We make following assumptions in our work:

- We focus on planning centroidal trajectories of a humanoid robot walking on uneven terrain. We define each step contains three phases: pre-swing (double support), swing (single support), and post-landing (double support). This gives rise to a multi-phase TO formulation, where in each phase the dynamics and kinematics constraints are characterized by the contact configuration of that phase.
- We define the Execution Horizon (EH) always covers the motion plan for making a single step (the first three phases), while the Prediction Horizon (PH) can plan ahead for multiple steps. The oracle is designed to predict the local objective for making one step.
- We model the robot feet as rectangular patches. As commonly done, we model each vertex of the rectangle as a contact point.
- We approximate the kinematics constraints of the CoM and the relative positions of the contacts as convex polytopes. To generate these polytopes, we firstly offline sample a large amount of robot configurations, from which we can extract CoM positions and foot locations in a given end-effector frame. Then, we compute the polytopes as the convex hull of these CoM positions and foot locations [57].
- We model the environment as a set of rectangular contact surfaces. We predefine the sequence of these contact surfaces in which the swing foot will land upon, while we optimize the contact locations (within the surfaces) and the contact timings.
- The swing foot trajectory is interpolated after we compute the centroidal motion plan. This is achieved by connecting the planned contact locations with a spline.

V. TRADITIONAL RHP FORMULATION FOR MULTI-CONTACT MOTION PLANNING

In this section, we present the traditional RHP approach for planning centroidal trajectories of a humanoid robot walking

on uneven terrain. This traditional RHP is considered as the baseline of our work.

We describe the RHP problem as follows. In each planning cycle, given a finite planning horizon of n steps, an initial robot state \mathbf{x}_{init} , a final goal state \mathbf{x}_g , and a sequence of contact surfaces $\{\mathcal{S}_1, \dots, \mathcal{S}_n\}$ that the robot will step upon, the RHP framework aims to compute a multi-phase motion plan consists of a state trajectory \mathcal{X} , a control trajectory \mathcal{U} , a sequence of contact locations \mathcal{P} and a list of phase switching timings \mathcal{T} . We elaborate the definition of these decision variables as follows:

- $\mathcal{X} = \{X^1, \dots, X^{N_{ph}}\}$: state trajectory X^q of all phases $q \in \{1, \dots, N_{ph}\}$. In each phase, we discretize the state trajectory into N_k knots: $X^q = \{\mathbf{x}_1^q, \dots, \mathbf{x}_{N_k}^q\}$. We denote the state vector as $\mathbf{x} = [\mathbf{c}^\top, \dot{\mathbf{c}}^\top, \mathbf{L}^\top]^\top$, where $\mathbf{c} \in \mathbb{R}^3$ is the CoM position, $\dot{\mathbf{c}} \in \mathbb{R}^3$ is the CoM velocity, $\mathbf{L} \in \mathbb{R}^3$ is the total angular momentum expressed at the CoM.
- $\mathcal{U} = \{U^1, \dots, U^{N_{ph}}\}$: control input trajectory of all phases. Same as the state trajectory, we discretize each phase of the control trajectory into N_k knots: $U^q = \{\mathbf{u}_1^q, \dots, \mathbf{u}_{N_k}^q\}$. The control input vector is defined as $\mathbf{u} = [\mathbf{f}_1^\top, \dots, \mathbf{f}_{N_c}^\top]^\top$ which collects the contact force $\mathbf{f}_c \in \mathbb{R}^3$ of all contact points $c \in \{1, \dots, N_c\}$.
- $\mathcal{P} = \{\mathbf{p}^1, \dots, \mathbf{p}^n\}$: a sequence of footstep locations (center of the foot), where $\mathbf{p}^i \in \mathbb{R}^3$ denotes the contact location of the i -th step. The orientation of each footstep is defined as a constant, where the roll and the pitch are given by the orientation of the corresponding contact surface \mathcal{S}_i , and the yaw is set to zero degrees.
- $\mathcal{T} = \{t^1, \dots, t^{N_{ph}}\}$: a list of phase switching timings, where t^q indicates the timing when the motion plan switches from phase q to phase $q + 1$. Based on these phase switching timings, we can define the time step of each phase q as $\tau^q = (t^q - t^{q-1})/N_k$.

To compute the motion plan, the traditional RHP usually solves a TO problem given by:

$$\min_{\mathcal{X}, \mathcal{U}, \mathcal{T}, \mathcal{P}} \sum_{q=1}^{N_{ph}} J^q(X^q, U^q) + \phi(\mathbf{x}_T) \quad (9a)$$

$$\text{s.t. } \mathbf{x}_0 = \mathbf{x}_{init} \quad (9b)$$

$$0 \leq t^1 \leq \dots \leq t^{N_{ph}} \leq T_{max} \quad (9c)$$

$$\forall i \in \{1, \dots, n\}:$$

$$\mathbf{p}^i \in \mathcal{S}_i \quad (9d)$$

$$\mathbf{p}^i \in \mathcal{R}_i \quad (9e)$$

$$\forall q \in \{1, \dots, N_{ph}\}, \forall k \in \{1, \dots, N_k\}:$$

$$\mathbf{c}_k^q \in \mathcal{K}_l^q, \quad \forall l \in \mathcal{L}_{cnt}^q \quad (9f)$$

$$\mathbf{x}_{k+1}^q = \mathcal{F}^q(\mathbf{x}_k^q, \mathbf{u}_k^q). \quad (9g)$$

The cost function of (9) includes the running cost J^q of each phase and the terminal cost $\phi(\mathbf{x}_T)$. We define the running cost $J^q = \sum_{k=1}^{N_k} \tau^q (\ddot{\mathbf{c}}_k^q \ddot{\mathbf{c}}_k^q + \mathbf{L}_k^q \mathbf{L}_k^q)$, which encourages the TO to generate smooth trajectories by penalizing large CoM accelerations and angular momentum. The terminal cost is defined as $\phi(\mathbf{x}_T) = (\mathbf{x}_T - \mathbf{x}_g)^\top (\mathbf{x}_T - \mathbf{x}_g)$, which attracts the terminal state \mathbf{x}_T to approach the final goal state \mathbf{x}_g .

To ensure the motion is dynamically consistent, we introduce constraints (9b)–(9g) described as follows:

- (9b) enforces the state trajectory to start from the given initial state \mathbf{x}_{init} .
- (9c) guarantees the phase switching timings t^q to increase monotonically and bounds the maximum motion duration $t^{N_{ph}}$ by T_{max} .
- (9d) restricts each contact location \mathbf{p}^i to stay on the pre-assigned contact surface $\mathcal{S}_i = \{\mathbf{p} \in \mathbb{R}^3, \mathbf{d}_i^T \mathbf{p} = e_i, \mathbf{S}_i \mathbf{p} \leq \mathbf{s}_i\}$, where the equality sets the plane containing the surface and the inequalities define the boundaries of the surface.
- (9e) implements the relative reachability constraint of the foot steps, where each contact location \mathbf{p}^i is limited by a reachable workspace \mathcal{R}_i with respect to the 6-D pose of the previous footstep \mathbf{p}^{i-1} . We represent the reachable workspace as a convex polytope $\mathcal{R}_i : \{\mathbf{p}^i \in \mathbb{R}^3, \mathbf{R}_i(\mathbf{p}^i - \mathbf{p}^{i-1}) \leq \mathbf{r}_i\}$, along with the orientation aligns to the posture of the previous footstep [57], [58].
- (9f) is the CoM reachability constraint. In each phase q , the CoM position at k -th knot is restricted to stay within the reachable space \mathcal{K}_l^q established by each foot l in active contact. Similarly, we approximate the reachable space as a convex polytope $\mathcal{K}_l^q : \{\mathbf{c}_k^q \in \mathbb{R}^3, \mathbf{K}_l^q(\mathbf{c} - \mathbf{p}_l^q) \leq \mathbf{k}_l^q\}$, where $\mathbf{p}_l^q \in \mathbb{R}^3$ is the location of the active contact l in phase q . The orientation of these polytopes are also aligned to pose of the active contacts [57], [58].
- (9g) imposes the system dynamics constraint. We approximate the integrals by the forward Euler integration scheme, and we consider the centroidal dynamics model [33], [40]:

$$\mathbf{c}_{k+1}^q = \mathbf{c}_k^q + \tau^q \dot{\mathbf{c}}_k^q, \quad (10a)$$

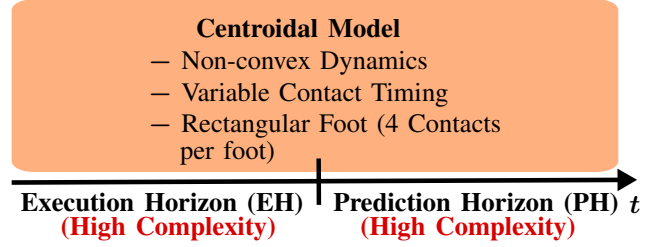
$$\dot{\mathbf{c}}_{k+1}^q = \dot{\mathbf{c}}_k^q + \tau^q \left(\frac{1}{m} \sum_{c \in \mathcal{C}^q} \mathbf{f}_{c,k}^q - \mathbf{g} \right), \quad (10b)$$

$$\mathbf{L}_{k+1}^q = \mathbf{L}_k^q + \tau^q \sum_{c \in \mathcal{C}^q} (\mathbf{p}_c - \mathbf{c}_k^q) \times \mathbf{f}_{c,k}^q, \quad (10c)$$

where m is the total mass of the robot, \mathbf{g} is the gravitational acceleration, \mathbf{p}_c is the location of each active contact point $c \in \mathcal{C}^q$ (the vertices of the rectangular foot). We constrain the contact forces by the linearized friction cone $-\mu \mathbf{f}_c^{\hat{n}} \leq \mathbf{f}_c^{\hat{t}_1, \hat{t}_2} \leq \mu \mathbf{f}_c^{\hat{n}}$, where μ is the friction coefficient, $\mathbf{f}_c^{\hat{n}}$ and $\mathbf{f}_c^{\hat{t}_1, \hat{t}_2}$ are the normal and tangential components of the contact force, respectively.

As discussed in Section III, to achieve successful RHP of legged locomotion, transitional RHP necessarily requires the consideration of an extended planning horizon. That is, in addition to the Execution Horizon (EH), the planning horizon also needs to incorporate a Prediction Horizon (PH) that foresees the future, i.e. in our case the horizon starts from the second step till the end. Although the PH is never executed, it serves as a trajectory-based approximation of the value function that can provide guidance to the EH. However, traditional RHP typically plans the entire horizon with a single dynamics model. Given the nonlinear centroidal dynamics constraint (10), this can significantly increase the

a) Traditional RHP



b) Multi-Fidelity RHP

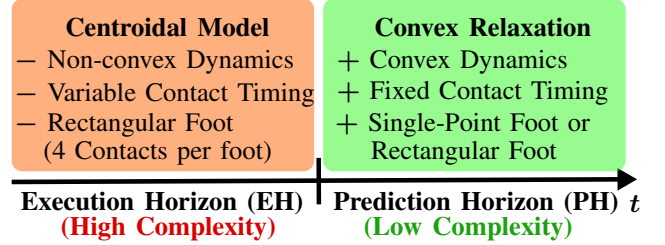


Fig. 4. Complexity comparison between traditional RHP and our multi-fidelity RHP. We use orange to denote higher computation complexity, while green means lower computation complexity. Our multi-fidelity RHP formulation has reduced complexity due to the introduction of convex relaxations in the prediction horizon.

dimensionality and non-convexity of the TO, which hinders online computation. To achieve online multi-contact RHP, in the following sections, we present two novel approaches to improve the computation efficiency of the TO. The key idea of our approaches is to explore approximated value function models that can have reduced computation complexity.

VI. RHP WITH MULTIPLE LEVELS OF MODEL FIDELITY

In this section, we introduce Receding Horizon Planning (RHP) with Multiple Levels of Model Fidelity. In contrast to the traditional RHP (Fig. 5c) which computes the entire horizon with an accurate dynamics model, our multi-fidelity RHP simplifies the computation complexity by relaxing the model accuracy along the planning horizon. More specifically, as illustrated in Fig. 4b, to ensure the motion planned for execution is always dynamically consistent, we leverage the Execution Horizon (EH) to consider the accurate dynamics model (in our case, the centroidal dynamics model). Nevertheless, for the Prediction Horizon (PH) which is used for approximating the value function, we compute the trajectory with a convex relaxation of the centroidal dynamics model. In this section, we present three candidate multi-fidelity RHPs, where the PH considers different convex relaxations of the centroidal dynamics model. Next, we present the detailed formulation of these models.

A. Candidate 1: Linear CoM Dynamics

In our first candidate, the PH only considers the linear CoM dynamics defined by (10a)–(10b). This allows us to remove the

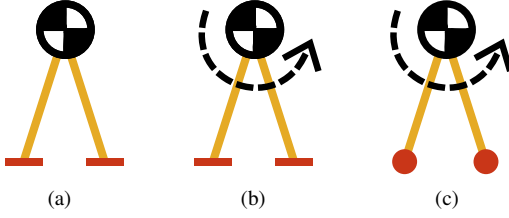


Fig. 5. Schematics of the models used in the Prediction Horizon (PH): a) linear CoM dynamics (Candidate 1); b) convex relaxation of angular momentum rate dynamics (dashed arrow) with rectangular contacts (Candidate 2); c) convex relaxation of angular momentum rate dynamics (dashed arrow) with point contacts (Candidate 3).

non-convexity introduced by the angular dynamics (10c). As a result, in the PH, the state vector reduces to $\mathbf{x} = [\mathbf{c}^\top, \dot{\mathbf{c}}^\top]^\top$ and the running cost becomes $J^q = \sum_{k=1}^{N_k} \tau^q (\ddot{\mathbf{c}}_k^{q\top} \ddot{\mathbf{c}}_k^q)$ which only penalizes the CoM accelerations. However, due to the contact timing optimization (modulated by the phase switching timings t^q), the linear CoM dynamics is still non-convex. To eliminate this non-convexity, we choose to fix the phase switching timings $t^q, \forall q \in [4, N_{ph}]$ in the PH.

B. Candidate 2: Convex Angular Dynamics with Rectangular Contacts

For our second candidate, in addition to the linear CoM dynamics, we also consider a convex outer approximation of the angular dynamics (10c) in the PH. This convex approximation is based on the method described in [46]. For completeness, we briefly introduce the formulation.

In the angular momentum dynamics (10c), the non-convexity mainly comes from the bilinear terms result from the cross product between the lever arm $(\mathbf{p}_c - \mathbf{c})$ and the contact force vector \mathbf{f}_c . According to the principle described in [46], we can approximate each bilinear term $\alpha\beta$ as the difference between two bounded quadratic terms $\psi^+ \in \mathbb{R}$ and $\psi^- \in \mathbb{R}$, along with two convex trust-region constraints:

$$\alpha\beta = \frac{1}{4}(\psi^+ - \psi^-), \quad (11a)$$

$$\psi^+ \geq (\alpha + \beta)^2, \quad (11b)$$

$$\psi^- \geq (\alpha - \beta)^2. \quad (11c)$$

Furthermore, to retain a low-dimensional model with the state vector of $\mathbf{x} = [\mathbf{c}^\top, \dot{\mathbf{c}}^\top]^\top$, we avoid the explicit modeling of the angular momentum \mathbf{L} . Instead, we penalize the ψ^+ and ψ^- in the running cost as a proxy to minimize the angular momentum rate, along with the CoM acceleration. Lastly, same as the first candidate, we fix the phase switching timings in the PH. Compared to the centroidal dynamics model, our second candidate model has increased dimensionality due to the introduction of the auxiliary variables ψ^+ and ψ^- for approximating the angular dynamics. Nevertheless, this also allows our second candidate model to be fully convex.

C. Candidate 3: Convex Angular Dynamics with Point Contacts

To reduce the dimensionality of the convex relaxation of the angular dynamics, we propose our third candidate model

TABLE I
Knot-wise model complexity of the centroidal dynamics model and the three convex relaxations.

Model \ No. of	Decision variables	Non-convex Constraints	Convex Constraints
Centroidal Dynamics	36	12	0
Convex (CoM only)	18	0	6
Convex (Rectangular Foot)	78	0	48
Convex (Point Foot)	12	0	12

in which we switch the rectangular foot to the point foot and apply the same modeling as described in the second candidate. As a consequence, the control input reduces to $\mathbf{u} = [\mathbf{f}_L^\top, \mathbf{f}_R^\top]^\top$ where $\mathbf{f}_L \in \mathbb{R}^3$ and $\mathbf{f}_R \in \mathbb{R}^3$ refers to the contact force vector of the left and right foot, respectively. This reduces the number of auxiliary variables (ψ^+ and ψ^-) as well as the associated trust region constraints introduced by (11).

To provide an intuition of the computation complexity of these candidate models, we illustrate their schematics in Fig. 5, and compare their model complexity in terms of dimensionality, number of non-convex and convex constraints in Table I.

VII. LOCALLY-GUIDED RECEDING HORIZON PLANNING

In this section, we present locally-guided RHP (LG-RHP) which approximate the value function with a learned model. The core idea of our approach is to learn an oracle that can predict local objectives for completing a given task based on the initial robot state, the final goal and the environment model. These local objectives are then used for constructing local value functions that guide the planing of the Execution Horizon (EH). Next, in Section VII-A, we present the modeling of the oracle in the context of multi-contact planning. Then, we describe the interface to the short-horizon TO in Section VII-B

A. Oracle Modelling for Multi-Contact Planning

In this section, we firstly describe the oracle formulation in the context of multi-contact planning and introduce the associate variable definitions (see Fig. 6-a). Following the idea in Section III, we define the oracle \mathcal{O} as:

$$\mathbf{x}^*, \mathbf{p}^*, \mathcal{T}^* = \mathcal{O}(\delta_{l/r}, \mathbf{x}_0, \mathbf{p}_0, \mathbf{\Omega}, \mathbf{x}_g). \quad (12)$$

The oracle is designed to predict a goal configuration for making a step, which includes:

- \mathbf{x}^* : the target CoM state.
- \mathbf{p}^* : the target contact location for the swing foot to reach.
- $\mathcal{T}^* = \{\tilde{t}^1, \tilde{t}^2, \tilde{t}^3\}$: the target phase switching timings for the three phases that compose of the step.

To make the prediction, the oracle takes into account the following inputs:

- $\delta_{l/r} \in \{L, R\}$: the swing foot indicator telling which foot (left/right) is going to re-position its location.
- \mathbf{x}_0 : the initial CoM state.
- \mathbf{p}_0 : the initial contact location of the swing foot.

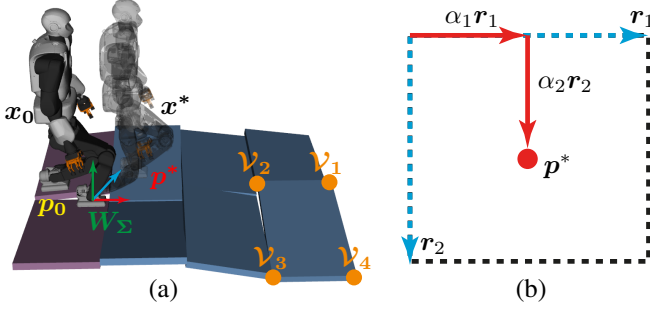


Fig. 6. (a) Definition of the oracle variables. \mathbf{x}_0 is the initial CoM state, and \mathbf{p}_0 is the initial swing-foot position. \mathbf{x}^* is the target CoM state, and \mathbf{p}^* is the contact location of the swing foot. The purple patches are the initial contact surfaces, while the blue patches are the contact surfaces for future steps. We model each contact surface with its four vertices \mathcal{V}_i . We define all spatial terms in the contact foot frame \mathbf{W}_Σ established at the stationary foot (non-swing foot). (b) The target contact location \mathbf{p}^* is represented as the vector sum of $\alpha_1 \mathbf{r}_1$ and $\alpha_2 \mathbf{r}_2$, which scale along the borders of the contact surface $\mathbf{r}_1, \mathbf{r}_2 \in \mathbb{R}^3$, with the proportion defined by $\alpha_1, \alpha_2 \in [0, 1]$.

- $\Omega = \{\mathcal{S}_{l0}, \mathcal{S}_{r0}, \mathcal{S}_1, \dots, \mathcal{S}_n\}$: a local preview of the environment model. We define $\mathcal{S}_{l0}, \mathcal{S}_{r0}$ as the contact surfaces that the left and right feet initially stand upon, $\mathcal{S}_1, \dots, \mathcal{S}_n$ as the contact surfaces that future n steps will land on. Each contact surface is represented by its four vertices: $\mathcal{S} = \{\mathcal{V}_1, \dots, \mathcal{V}_4\}$, where $\mathcal{V}_i \in \mathbb{R}^3, i \in \{1, \dots, 4\}$ is the 3-D location of the i -th vertex.
- \mathbf{x}_g : a final goal state (fixed in our case).

As illustrated in Fig. 6-a, we define the spatial quantities such as the CoM states, contact locations and the environment model in the so-called contact-foot frame \mathbf{W}_Σ . This frame locates at the position of the stationary foot (the non-swing foot), while having the same orientation with respect to the surface in contact.

Furthermore, we introduce an on-surface parameterization for the target contact location (Fig. 6-b), which transforms the 3-D contact location as the sum of two vectors $\mathbf{p}^* = \alpha_1 \mathbf{r}_1 + \alpha_2 \mathbf{r}_2$, scaling along the surface borders $\mathbf{r}_1, \mathbf{r}_2 \in \mathbb{R}^3$, and we predict the scaling factors $\alpha_1, \alpha_2 \in [0, 1]$.

To model the oracle function, we choose a Neural Network (NN) of 4 hidden layers. We define each layer has 256 neurons with ReLu activation functions. The NN is implemented with the Tensorflow framework [59].

Furthermore, to train the oracle, we employ an incremental training scheme. The key idea of our approach is to improve the prediction accuracy by incrementally adding data points to demonstrate recovery actions from the states that cause convergence failures. As illustrated in Fig. 7, in each training iteration i , we train an oracle \mathcal{O}_i based on the current dataset $\mathcal{D} = \mathcal{D}_0 \cup \mathcal{D}_1^* \cup \dots \cup \mathcal{D}_{i-1}^*$, where \mathcal{D}_0 is the initial dataset, and $\mathcal{D}_1^* \cup \dots \cup \mathcal{D}_{i-1}^*$ are the augmented datasets obtained from previous training iterations. The initial dataset \mathcal{D}_0 is achieved by rolling out the traditional RHP with a 3-step Prediction Horizon (PH)² over a set of randomly sampled environments, and then extracting the datapoints from the

²We choose 3-step Prediction Horizon (PH), as we find a longer lookahead does not improve the quality of the motion (cost), while increasing the computation time.

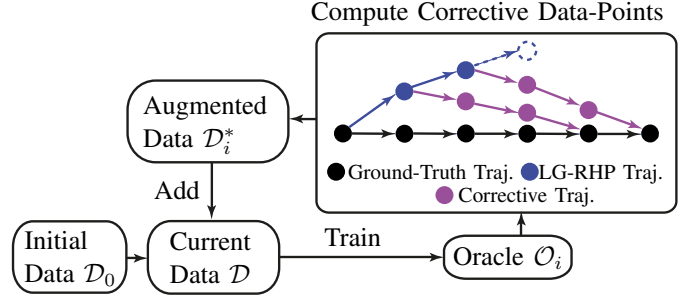


Fig. 7. Procedure of the incremental training scheme. In each training iteration i , we train an oracle \mathcal{O}_i based on the data-set \mathcal{D} that aggregates the initial dataset \mathcal{D}_0 and the augmented datasets \mathcal{D}_i^* . The augmented dataset contains recovery actions (purple), starting from 1-3 cycles before LG-RHP fails (dashed blue circle) until the cycle converges back to ground-truth trajectory (computed by the long-horizon RHP).

Execution Horizon (EH) of each cycle. For computing the augmented dataset \mathcal{D}_i^* , we firstly use locally-guided RHP with the currently trained oracle \mathcal{O}_i to plan trajectories in a RHP fashion on the previously sampled environments. Then, we use the traditional RHP to compute recovery actions, which starts from 1 to 3 cycles before the locally-guided RHP fails, until the cycle converges back to the ground-truth trajectory (roll-out of traditional RHP on the same terrain). We repeat the process until there is no further improvement on the convergence rate.

B. Interfacing to the Short-horizon TO

To guide the locally-guided RHP, we adapt the short-horizon version of (9) that only plans the Execution Horizon (EH) with the following changes. First, we replace the terminal cost with $(\mathbf{x}_T - \mathbf{x}^*)^\top (\mathbf{x}_T - \mathbf{x}^*) + (\mathbf{p}^1 - \mathbf{p}^*)^\top (\mathbf{p}^1 - \mathbf{p}^*)$ that encourages the terminal state \mathbf{x}_T and the contact location \mathbf{p}^1 to approach the predicted targets \mathbf{x}^* and \mathbf{p}^* . Second, we introduce constraints to narrow down the search space of phase switching timings t^i around their predicted values $(1-\epsilon)\tilde{t}^q \leq t^q \leq (1+\epsilon)\tilde{t}^q$, where ϵ is a user-defined slack. This is because we empirically find that reducing the search space of the phase switching timings can result in more efficient computation than using cost terms to bias their decisions.

VIII. SIMULATION STUDEIS

In this section, we compare the computation performance of multi-fidelity RHP and locally-guided RHP against the traditional RHP (baseline) over a set of multi-contact scenarios in simulation. The video can be found at https://youtu.be/oMo_50XIE24.

A. Evaluation Setup

We consider the following two types of terrains: 1) moderate slope terrain (Fig. 9) and 2) large slope terrain (Fig. 10). Planning multi-contact motions on these terrains can be challenging. The key issue is that the admissible contact force is limited by the orientation of the surface in contact. As a result, in order to find a feasible momentum trajectory of the

TABLE II
Computation performance for the moderate slope terrain (CS1)

Method		Episodic Success Rate				Cycle-wise Success Rate			
		Success (Offline)	Success (Online)	Time Out	Fail to Converge	Success (Offline)	Success (Online)	Time Out	Fail to Converge
Baseline	1-Step PH	100.0%	0.0%	100.0%	0.0%	100.0%	51.31%	48.69%	0.0%
MF-RHP 1 (CoM)	1 to 3-Step PH	0.0%	-	-	-	-	-	-	-
MF-RHP 2 (Rectangle)	1-Step PH	72.50%	0.0%	72.50%	27.50%	98.83%	69.22%	29.61%	1.17%
	2-Step PH	76.32%	0.0%	76.32%	23.68%	99.05%	44.88%	54.17%	0.95%
	3-Step PH	97.37%	0.0%	97.37%	2.63%	99.91%	5.66%	94.25%	0.09%
MF-RHP 3 (Point)	1-Step PH	79.49%	0.0%	79.49%	20.51%	99.16%	75.11%	24.90%	0.84%
	2-Step PH	83.78%	0.0%	83.78%	16.22%	99.38%	67.08%	32.30%	0.62%
	3-Step PH	97.5%	0.0%	97.5%	2.5%	99.91%	49.78%	50.14%	0.09%
LG-RHP	-	75.68%	67.57%	8.11%	24.32%	99.05%	98.63%	0.42%	0.95%

CoM, the planning algorithm has to carefully select the contact locations and the timings [46].

On these terrains, we use each RHP framework to offline compute centroidal trajectories of the humanoid robot Talos [20] in a receding horizon fashion. To give more detail, we consider a RHP loop where each planning cycle aims to compute the motion plan to be executed for the next cycle. Under the assumption that the controller can track the planned motion without having large deviations, we enforce the motion plan of the next cycle always starts from the terminal state of the Execution Horizon (EH) planned for the current cycle.

To highlight computation benefit of our proposed RHP frameworks, we consider an online setting, where we impose computation time limit in each cycle. To give more detail, we denote a cycle achieves online computation, if the TO converges within the time budget—the duration of the motion to be executed (EH) in the current cycle. In the case of the TO fail to converge within the time budget, we still leave the TO to compute until convergence, unless there is no solutions found (fail to converge).

We test all the RHP frameworks on the terrains that are unseen during the training of the locally-guided RHP, and we refer to the trial on each terrain as an episode. To validate the dynamic feasibility of the planned trajectories, we track them by using a whole-body inverse dynamics controller [23] in simulation.

B. Implementation Details

In this work, we construct the TO problems using Python and solve them with the interior-point method of KNITRO 10.30 [60]. Furthermore, we employ the automatic differentiation framework CasADi [61] to provide the gradients and the Hessians. All the computations are carried out on a desktop with an Intel i9-CPU (3.6GHz) and 64GB memory.

For locally-guided RHP, we train separate oracles for the two types of the terrains. This is because we find the data distributions of these terrains have different modalities, i.e. when traversing the large slopes, the robot tends to exhibit larger momentum variations than walking on the moderate slopes. Mixing these data points together can lead to a discontinuous and unbalanced dataset, on which a single neural

network model can struggle to interpolate. In Section X, we discuss the potential options that can generalize across these two modalities.

C. Case Study 1 (CS1): Moderate Slope

In this section, we present the experiment result of our first case study: walking on the moderate slopes (Fig. 9). Although we can quickly find quasi-static motions for this type of terrain³ [58], we are interested in planning dynamic walking motions using TO. This provides us with a unified approach to handle non-quasi-static cases, such as the large slope terrain. Furthermore, walking dynamically can also allow more efficient task completion. In this case study, we set the slack of the phase switching timing constraints for locally-guided RHP as $\epsilon = 0.6$. We find this can increase the chance of finding a solution (enlarged search space) without sacrificing much computation time.

We evaluate the performance of the each RHP framework based on episodic success rate and cycle-wise success rate in both the offline and online setting. We declare an episode is successful if the chosen RHP framework can compute the motion plan for all the cycles within the episode. In this case study, we define that each episode contains a maximum number of 28 cycles.

As the Table II indicates, in the offline mode (unlimited time budget), the baseline can achieve a 100% episodic success rate on the moderate slope terrain with only 1-step Prediction Horizon (PH). This means the baseline can successfully find solutions for all the cycles (100% offline cycle-wise success rate). However, due to the non-convex nature of the centroidal dynamics constraint, the baseline has nearly half of the cycles (48.69%) fail to converge online (time out).

In contrast, the experiment result of multi-fidelity RHP demonstrates that we can *improve the computation efficiency by trading off the model accuracy in the Prediction Horizon (PH)*. However, the trade-off cannot be arbitrary. For instance, although our first multi-fidelity RHP candidate features the simplest model in the PH (linear CoM dynamics), it always fail to complete an episode after a few cycles, no matter how

³This is because the force vectors from the friction cone associated to each contact surface can cancel the gravity.

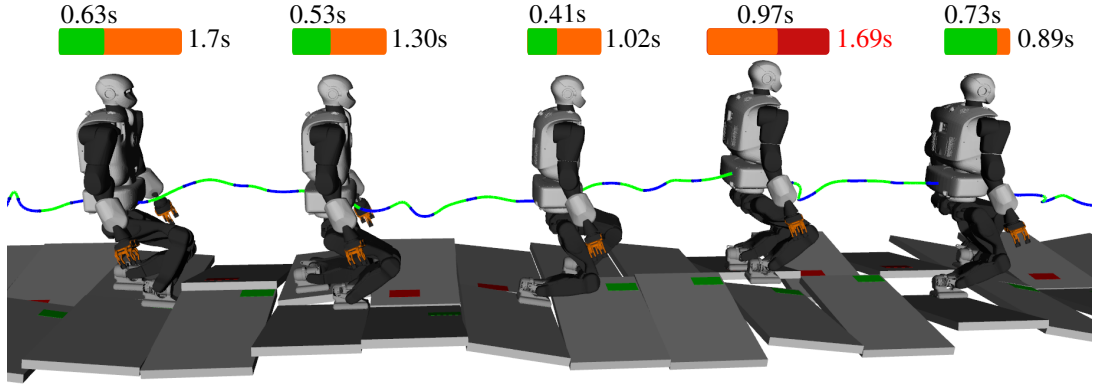


Fig. 8. Snapshots of the simulation for our third multi-fidelity RHP candidate with 1-step PH. We use orange bar to represent the motion duration of current cycle, green bar as the computation time for the next cycle, and red bar as the computation time that exceeds the time budget. The video is available at https://youtu.be/oMo_50XIE24.

TABLE III

Average computation time of the baseline and the multi-fidelity RHP candidates with 1-step PH on the moderate slope terrain (CS1)

Method	Avg. Comput. Time	Avg. Time Budget
Baseline	2.38 +/- 2.66s	1.77 +/- 0.33s
MF-RHP 2 (Rectangle)	1.03 +/- 1.06s	1.20 +/- 0.40s
MF-RHP 3 (Point)	0.90 +/- 0.81s	1.21 +/- 0.38s

many steps lookahead we assign to the PH. This suggests that considering the angular dynamics in the PH is critical. Indeed, despite we consider convex relaxed angular dynamics constraints in our second and third multi-fidelity RHP candidate, both of them can achieve an offline episodic success rate of 72.5% to 79.49% with only 1-step PH. Furthermore, owing to the relaxed dynamics model employed in the PH, our second multi-fidelity RHP candidate can achieve 69.22% of the cycles converging online, which outperforms the baseline (51.31% cycles computed online). This demonstrates that reducing the non-convexity of the TO problem can improve the computation efficiency. Moreover, as our third multi-fidelity RHP candidate reduces the dimensionality of the convex relaxation (switching to point foot), it further improves computation efficiency and increases the online cycles-wise success rate to 75.11%.

To highlight the computation efficiency of our multi-fidelity RHP approach, we compare the average computation time of our second and third multi-fidelity RHP candidate against the baseline in Table III. As the table indicates, when considering 1-step PH, our second and third multi-fidelity RHP candidate can achieve averagely 2.3x to 2.6x computation time gain than the baseline. Furthermore, as indicated in Table III, our multi-fidelity RHP candidates often have less time budget to spend, since they tend to generate motions plans with shorter duration. Nevertheless, owing to the improved computation efficiency, our multi-fidelity RHP candidates still achieve higher online convergence rate than the baseline (see Table II).

On the other hand, we also notice that our second and third multi-fidelity RHP candidate still have the risk to fail to converge, i.e. when considering 1-step PH, the second and the third multi-fidelity RHP candidate fail during 20.52% to 27.50% of the episodes due to convergence issues. Although

TABLE IV

Average computation time of locally-guided RHP v.s. average time budget for the cycles that converged online.

Terrain	Avg. Comput. Time	Avg. Time Budget
Moderate Slope (CS1)	0.37 +/- 0.19s	1.97 +/- 0.23s
Large Slope (CS2)	0.36 +/- 0.23s	2.01 +/- 0.48s

we can improve the convergence rate by extending the length of the PH, this can increase the dimensionality of the TO problem and hinders online computation. For instance, when considering 3-step PH, both of our second and third multi-fidelity RHP can achieve a high episodic success rate (97%) that is close to the baseline. Nevertheless, this gives rise to 50.14% and 94.25% cycles fail to achieve online computation. In Fig. 8, we illustrate a sequence of simulation snapshots of our third multi-fidelity RHP candidate with 1-step PH, which achieves the best online convergence rate among all multi-fidelity RHP candidates.

Compared to the baseline and multi-fidelity RHP, we show that *locally-guided RHP achieves the fastest computation speed*, where 98.63% of the cycles converge online. Furthermore, owing to the fast computation, our locally-guided RHP can maintain online computation for 67.57% episodes, whereas the baseline and the multi-fidelity RHP struggle to achieve online computation consecutively for a complete episode. Additionally, as Table IV shows, locally-guided RHP only consumes on average 19% of the time budget. This suggests the potential of using locally-guided RHP in real robot control, as the remaining time budget can be allocated to the overheads, e.g. data transmission. However, due to the prediction error of the oracle, locally-guided RHP also has the chance to fail to converge, i.e. locally-guided RHP failed 24.43% episodes as the robot is directed towards ill-posed states which can cause convergence failures. In Fig. 9, we show a sequence of the simulation snapshots for the locally-guided RHP.

D. Case Study 2 (CS2): Large Slope

In this section, we present the experiment result for the large slope terrain, on which the robot cannot maintain static

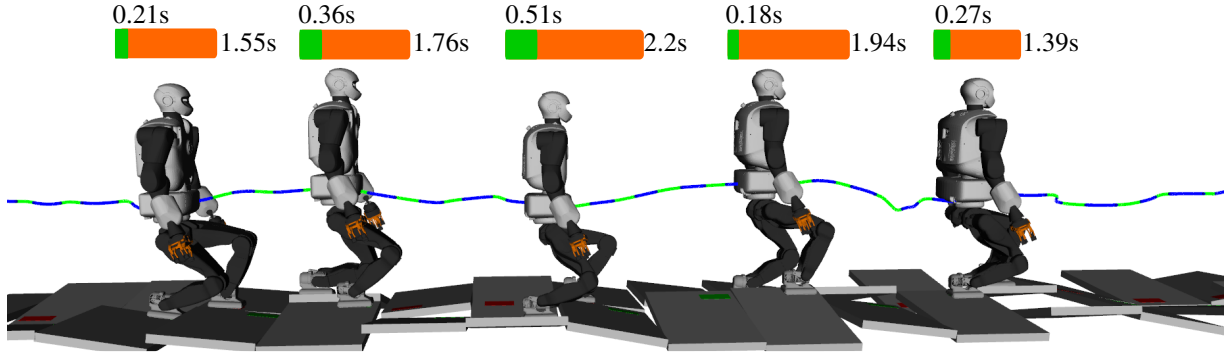


Fig. 9. Snapshots of simulations on moderate slopes (5-12 degrees). We use orange bar to represent the motion duration of current cycle, and green bar as the computation time for the next cycle. The video is available at https://youtu.be/oMo_50XIE24.

TABLE V
Computation Performance for the Large Slope Terrain (CS2).

Method		Episodic Success Rate				Cycle-wise Success Rate			
		Success (Offline)	Success (Online)	Time Out	Fail to Converge	Success (Offline)	Success (Online)	Time Out	Fail to Converge
Baseline	1-Step PH	78.47%	0.25%	78.22%	21.53%	94.37%	22.93%	71.44%	5.63%
	2-Step PH	100.0%	0.0%	100.0%	0.0%	100.0%	7.99%	92.01%	0.0%
MF-RHP 1 (CoM)	1 to 3-Step PH	0.0%	-	-	-	-	-	-	-
MF-RHP 2 (Rectangle)	1-Step PH	40.13%	2.36%	37.77%	59.87%	83.0%	43.63%	39.37%	17.0%
	2-Step PH	52.66%	0.27%	52.39%	47.43%	89.90%	26.58%	63.32%	10.10%
	3-Step PH	53.38%	0.0%	53.38%	46.62%	91.81%	8.00%	83.80%	8.19%
MF-RHP 3 (Point)	1-Step PH	36.51%	4.89%	31.62%	63.49%	81.98%	52.50%	29.48%	18.02%
	2-Step PH	57.27%	0.77%	56.50%	42.73%	90.92%	37.54%	53.37%	9.08%
	3-Step PH	58.19%	0.0%	58.19%	41.81%	92.64%	20.65%	71.99%	7.36%
LG-RHP	-	79.9%	76.1%	3.8%	20.1%	95.99%	95.0%	0.99%	4.01%

stability and has to traverse the terrain dynamically. We define that each episode starts from the cycle when the large slope is captured inside the lookahead horizon and ends at the cycle when the robot gets off the large slope. For locally-guided RHP, we set the slack of the phase switching timing constraints as $\epsilon = 0.15$, as empirically determined to give a good balance between the success rate and the computation speed.

We list the computation performance of each RHP frameworks in Table V. As we can observe, in an offline setting, the baseline can still achieve 100% episodic success rate on the considered large slope terrains. However, this requires the baseline to consider a 2-step PH, which can significantly increase the computation complexity. As a result, the baseline only has 7.99% of the cycles converging online.

On the other hand, we find that *multi-fidelity RHP candidates struggle to converge for the large slope terrain*. To give more detail, similar to CS1, since our first multi-fidelity RHP ignores the angular dynamics in the PH, it can never complete a single episode on the large slope terrain. However, despite our second and third multi-fidelity RHP candidate consider convex relaxations of the angular dynamics, they still fail to complete 41.81% to 63.49% episodes. This result suggests that the convex relaxed models we employed in the PH may not be accurate enough to represent the momentum variation of the highly dynamic motion for traversing the large slope,

and further investigation on the balance between the model accuracy and computation complexity is needed.

In contrast, despite the increased terrain complexity, *locally-guided RHP still achieves the highest computation efficiency among all the RHP frameworks*. More specifically, our experiment result shows that locally-guided RHP has 95.99% cycles successfully converging and 95.0% of the cycles achieving on-line computation. Owing to the fast computation, our locally-guided RHP can also maintain online computation for 76.1% of the episodes. For the episodes that fail to achieve online computation consecutively, 3.8% of them are due to time out, and the rest (20.1%) are caused by convergence failures. Furthermore, as indicated in Table IV, our locally-guided RHP only consumes on average 18% of the time budget. In Fig. 10, we show a sequence of simulation snapshots for locally-guided RHP on the large slope terrain.

E. Improving Prediction Accuracy with Incremental Training Scheme

This section demonstrates the effectiveness of our incremental training scheme described in Section VII-A. In Table VI, we list the episodic success rate of locally-guided RHP achieved on the training environments with oracles trained from different iterations of the data augmentation process. Our result shows that adding corrective datapoints of interest can

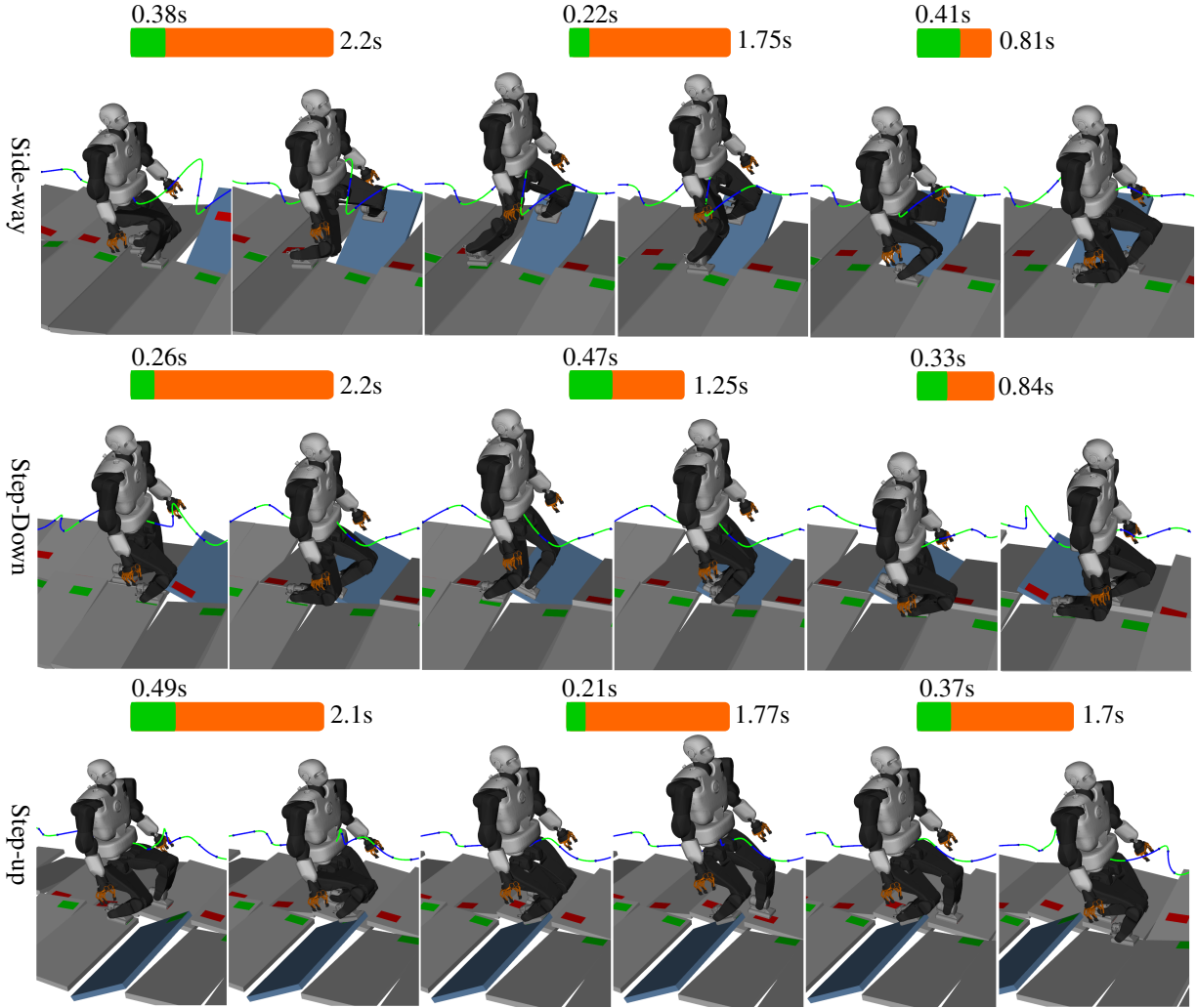


Fig. 10. Snapshots of simulations on the large slope (17-25 degrees). The blue block is the large slope (25 degrees), while the rest are moderate slopes (5-12 degrees). The robot tends to build momentum to achieve dynamic balancing on the large slope. We show that locally-guided RHP can be used online, as the computation time of the next cycle (green bar) is smaller than the motion duration of the current cycle (orange bar). The video is available at https://youtu.be/oMo_50XIE24.

TABLE VI
Episodic success rate of different iterations of the incremental training scheme on the training environments.

Terrain	Iter. 1	Iter. 2	Iter. 3	Iter. 4	Iter. 5
Moderate (CS1)	67.2%	76.2%	80.3%	81.8%	82.1%
Large (CS2)	71.5%	75.3%	79.5%	80.4%	81.0%

increase the prediction accuracy, which improves the episodic success rate of locally-guided RHP. We find the success rate saturates after 5 training iterations.

IX. REAL-WORLD EXPERIMENTS

Based on our simulation study (Section VIII), we find that our locally-guided RHP approach features the best computation efficiency compared to all the RHP frameworks considered. This computation advantage enables us to demonstrate online receding horizon planning on the torque-controlled humanoid robot platform Talos [20]. We consider real-world


scenarios where online motion adaption is critical, i.e., traversing uneven terrain with unexpected changes. Next, we present these robot experiments in detail. We describe the software implementation in Section IX-A, and demonstrate the results in Section IX-B. The video of the experiments can be found at https://youtu.be/oMo_50XIE24.

A. Software Implementation

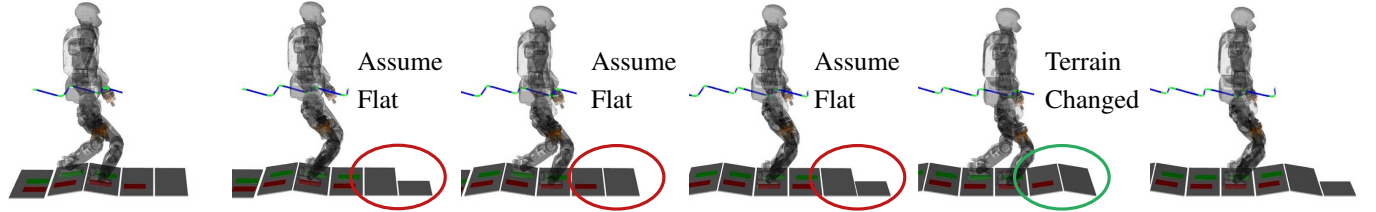
To achieve the robot experiments, we build a software framework that consists of the following two components: 1) a planning node, which computes the motion plan in an online receding horizon fashion using locally-guided RHP based on the perceived environment, and 2) a robot control stack that executes the planned trajectories in the real-world while considering state feedback of the robot.

The interplay between these two components are described as following. At the beginning of each cycle, the robot control stack informs the planning node to compute the motion plan for the next cycle, while in the meantime starts executing the


Real-World Motion



Motion Plan (current cycle and next cycle) and the preview of the environment



Real-World Motion



Motion Plan (current cycle and next cycle) and the preview of the environment

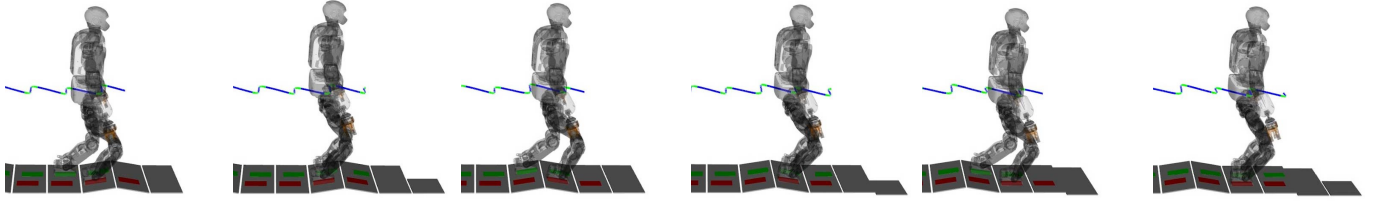


Fig. 11. Snapshots for our first real-world experiment in changing environments and the motion planned in each cycle. In this scenario, we change part of the environment from flat surfaces to an up-and-down hill terrain during run-time. We indicate this terrain change by placing a VICON marker next to the terrain, and the planning node modified the terrain model accordingly, once it detects the VICON marker plate. Owing to the fast computation, our locally-guided RHP successfully achieved online receding horizon planning in this scenario, which allows the robot to reliably traverse the terrain. The robot moves from left to right, top to down. The inclination of the slope is 10 degrees. The video is available at https://youtu.be/oMo_50XIE24.

motion already planned for the current cycle. We assume that robot can always track the planned trajectories without having large deviations. Hence, we define that the motion plan for the next cycle always starts from the terminal state of the current cycle. We recall that in each cycle, the planning node always computes the Execution Horizon (EH) that covers the motion plan of making one step to reach the local objective. The prediction of the local objective is based on the preview of the environment. With preview we refer to the current perceived terrain model that is ahead of the robot. In our work, we realize the terrain perception based on the VICON motion capture system. The terrain perception module identifies different terrain geometries through the detection of a VICON marker plate. Once the planning node completes the computation, it will send the planned motion to the robot control module for execution in the next cycle.

To track the planned trajectories, our robot control stack constantly updates the torque command of each joint to achieve the desired motion. In more detail, in each control loop that runs at 500Hz, the robot control stack firstly decides the desired CoM acceleration and the foot state based on the planned trajectories as well as the state feedback of the robot. For instance, the desired CoM acceleration \ddot{x} is determined through a PD control law:

$$\ddot{x} = K_p(x^{des} - x^{fb}) + K_d(\dot{x}^{des} - \dot{x}^{fb}), \quad (13)$$

where K_p and K_d are the PD gains, x^{des} and \dot{x}^{des} are the desired CoM position and velocity interpolated from the planned trajectories, and x^{fb} and \dot{x}^{fb} are the state feedback of the CoM position and velocity. To set the desired foot state, we firstly create swing trajectories in between adjacent contacts, and then query the foot state from these swing




Fig. 12. Snapshots of our second real-world experiment in changing environment. In this case, we add a stair (4cm height) while robot is walking. The planning node detects the stair based on the position measurement of the VICON marker plate attached on the stair. In this experiment, our locally-guided RHP successfully achieved online computation in each cycle, which allows the robot to safely overcome the stair. The robot moves from left to right, top to down. The video is available at https://youtu.be/oMo_50XIE24.

trajectories for each time step of the control loop. After having the desired CoM acceleration and the desired foot state, the robot control stack employs a whole-body inverse dynamics controller developed by PAL Robotics to compute the torque command of each joint.

Our software implementation is based on the ROS framework [62], and the communication between the planning node and the robot control stack is achieved through the ROS subscriber/publisher protocol. Furthermore, we implement the planning node in Python as described in Section VIII-B, and we develop the robot control stack using C++.

B. Experiment Result

In this section, we present the results of our real-world robot experiments. To highlight the benefit of achieving online receding horizon planning, we consider the scenarios where the environment changes during run-time and the robot has to adapt its motion on-the-fly to achieve reliable and continuous operation.

Specifically, in Fig. 11, we consider a scenario where we change the flat surfaces to an up-and-down hill terrain along the pathway of the robot. During the first few cycles, the preview of the environment is considered as flat regions (covered by a curtain). While the robot is moving forward, the flat region changes to an up-and-down hill terrain by removing the curtain. The planning node notices the change of the terrain by detecting the VICON marker plate, and updates the environment model accordingly. During this experiment, locally-guided RHP successfully achieved online computation of the contact and motion plans that are consistent to the latest terrain condition perceived the robot. For instance, the average computation time of locally-guided RHP is 0.22 ± 0.076 seconds, which is smaller than the time budget 3.5 seconds.

This fast computation speed allows the robot to safely traverse this changing environment. In Fig. 11, we show the snapshots of this experiment, as well as the motion plan generated in each cycle along with the terrain model perceived in that cycle.

In Fig. 12, we demonstrate another changing environment scenario, where we add a stair during the robot operation. Same as in the previous scenario, the locally-guided RHP also achieved online receding horizon planning in this scenario. The average computation time is 0.23 ± 0.1 seconds (the time budget is 3.5 seconds). This enables the robot to successfully overcome the newly introduced stair.


Furthermore, we also perform real-world experiments on challenging uneven terrains, such as continuously walking on 1) random slopes where the blocks are oriented around either the y-axis or the diagonal axis, 2) up-and-down hill terrain, and 3) the v-shape terrain. The inclination of these slopes are 10 degrees. In these experiments, our locally-guided RHP achieves online computation for all the cycles. The average computation time is 0.21 ± 0.06 seconds, and the time budget is 3.5 seconds. The snapshots of these experiments are shown in Fig. 13.

X. DISCUSSION


In this section, we compare the advantages and disadvantages of each RHP framework based on our experiment result.

From the result of the baseline, we firstly verify that considering an accurate system dynamic model in the Prediction Horizon (PH) can guarantee a high convergence rate (100% for the terrains we considered). This is expected as the accurate system dynamics model allows the PH to approximate the value function as accurately as possible. Furthermore, we also find that although the PH does not need to be infinite long, having a PH with sufficient length is important to the convergence

a) Random Slopes



b) Up-and-Down Hills



c) V-shape Terrain




Fig. 13. Snapshots of our real-world experiment on challenging uneven terrains. Our scenarios include: a) random slopes (the slopes are oriented around either the y-axis or the diagonal axis), b) up-and-down hills, and c) v-shape terrain. The robot moves from left to right, top to down. The inclination of all the slope is 10 degrees. The video is available at https://youtu.be/oMo_50XIE24.

of the baseline. For instance, our experiment result shows that the baseline only requires 1-step PH to achieve successful RHP on the moderate slope terrain. However, to traverse large slope terrain where static stability cannot be maintained, the baseline may need 2-step PH. Despite the high convergence rate, the downside of the baseline is the long computation time due to the consideration of non-convex centroidal dynamics model, which hinders its online usage.

To facilitate online multi-contact RHP, we explore the trade-off between the computation efficiency and the model accuracy in the PH. This gives rise to multi-fidelity RHP, where we

reduce the TO complexity by employing convex relaxed model in the PH. From our experiment result, we can draw following conclusions. First, we find that the multi-fidelity RHP always fails to complete an episode if we only consider linear CoM dynamics in the PH (Candidate 1). This suggests that the convex relaxation employed in the PH cannot be arbitrary and considering the angular dynamics is important. This finding leads to our second and third multi-fidelity RHP candidates, where we model the angular dynamics with a convex relaxation. Second, from the result of our second and third multi-fidelity RHP candidates, we can conclude that employing a

convex relaxation in the PH can successfully improve the computation efficiency and increase the chances to achieve online computation. However, planning the PH with a relaxed model can inevitably affect the accuracy of the value function approximated by the PH. This can introduce the risk of failing to converge, i.e. on the moderate slope, our second and the third multi-fidelity RHP fail to complete 27.5% and 20.52% episodes with 1-step PH. Although we can improve the convergence rate of our multi-fidelity RHP by extending the length of the PH, this increases the dimensionality of the TO problem, which hinders online computation. Lastly, we realize that on the large slope terrain, our multi-fidelity RHP fails to complete about half of the episodes, and extending the length of the PH does not improve much on the convergence rate. This suggests that computing the PH with our proposed convex relaxations may lead to inaccurate value function approximations for the large slope terrain. We guess the inaccuracy comes from the following two factors. First, the proposed convex relaxations may not be tight enough to capture the momentum changes of highly dynamic motions [48]. Second, the manually fixed phase switching timings in the PH can be invalid for modeling such dynamic motions. We believe that further investigations regarding to the trade-off between the computation efficiency and model accuracy is necessary.

To further improve the computation efficiency of multi-contact RHP, we propose locally-guided RHP where we approximate the value function with a learned model. More specifically, we introduce an oracle to predict local objectives for achieving a given task, and we then construct local value functions to attract the Execution Horizon (EH) towards these predicted local objectives. This approach features a shortened planning horizon (only plans the the EH) and we demonstrate that locally-guided RHP can achieve the best online convergence rate in simulation (95% to 98.63% cycles converged online) compared to the baseline and the multi-fidelity RHP. This computation advantage also enables us to demonstrate online receding horizon on our real-world humanoid robot platform Talos in dynamically changing environments (Section IX). However, locally-guided RHP still struggles in the following two cases. First, the oracle can have prediction errors due to imperfect fitting and insufficient data coverage. This can lead to inaccurate value functions which direct the robot towards ill-posed states and cause convergence failures. Although we can mitigate this issue by an incremental training scheme which demonstrates recovery actions from unseen states, we find it is hard to cover all the possible combinations of the robot state and environment models. To further improve the convergence rate of locally-guided RHP, we can train the oracle with a Recurrent Neural Network (RNN) or impose safety constraints in the short-horizon TO. Second, although locally-guided RHP only computes the EH, it is still a nonlinear programming problem that has no guarantee on computation time and can fail to converge online. To alleviate this issue, a viable option is to reduce the number of decision variables by representing trajectories with parameterized curvatures, e.g. Bézier Curves [40]. Moreover, as mentioned in Section VIII-B, we find that the datapoints for the two types of terrains exhibit different modalities. This can impose challenges when

training a single Neural Network on the combined dataset. Although we capture the two modalities by using separate Neural Networks, it is worthwhile to explore a more unified approach that can handle multimodal data, e.g. using mixture density networks [63].

In this work, we assume the sequence of contact surfaces is predefined [5], [58] and the selection of gait patterns is given, i.e. the sequence in which the feet make and break contacts with the environment [64]. Ideally, these discrete decisions should be automatically resolved by the optimization. However, this gives rise to combinatorial problems which are difficult to solve. In the future, we suggest to extend both multi-fidelity RHP and locally-guided RHP to consider the combinatorial aspect of the multi-contact planning problem.

XI. CONCLUSION

In this article, we propose multi-fidelity RHP and locally-guided RHP, two novel methods that can achieve online multi-contact RHP on uneven terrains. The core idea of our methods is to find computationally efficient approximations of the value function. To this end, multi-fidelity RHP approximates the value function by computing the prediction horizon with convex relaxed models. Alternatively, locally-guided RHP focuses on learning a value function model, in which we train an oracle to predict local objectives for completing a given task, and we then build local value functions based on these local objectives.

The experiment result of the multi-fidelity RHP demonstrates that it is possible to achieve online computation by relaxing the model accuracy in the prediction horizon. However, this can downgrade the accuracy of the value function approximated by the prediction horizon, which may cause convergence failures. To improve the performance of multi-fidelity RHP, we believe future investigations on the balance between the computation efficiency and the model accuracy is important.

Owing to the shortened planning horizon, our locally-guided RHP achieves the best online convergence rate among all the RHP frameworks. This computation advantage enables us to demonstrate online receding horizon planning on our real-world humanoid robot platform Talos in dynamically changing environments. However, we find that the oracle can have prediction errors and lead to convergence failures. To alleviate this issue, we employ an incremental training scheme to add datapoints from the states that cause convergence failures. We still found it was hard to achieve 100% prediction accuracy with this approach, showing that further investigations on improving the learning accuracy is necessary.

ACKNOWLEDGMENT

This research is supported by EU H2020 project Memory of Motion (MEMMO, 780684), EPSRC UK RAI Hub for Offshore Robotics for Certification of Assets (ORCA, EP/R026173/1) and The Alan Turing Institute. The authors would like to thank Theodoros Stouraitis, Iordanis Chatzinikolaïdis, Chris Mower, João Moura, Carlos Mastalli for their discussion and feedback of the draft, Pierre Fernbach and PAL Robotics for sharing us with the experience of the robot,

Huixin Luo for the help of multi-media editing, and Douglas Howie for setting up the experimental terrain. Moreover, the authors would like to express their sincere gratitude to Andreas Christou, Marina Aoyama, Namiko Saito and Ran Long for their help on running the real-world experiment.

REFERENCES

- [1] M. Posa and R. Tedrake, "Direct trajectory optimization of rigid body dynamical systems through contact," in *Algorithmic foundations of robotics X*. Springer Berlin Heidelberg, 2013, pp. 527–542.
- [2] A. W. Winkler, C. D. Bellicoso, M. Hutter, and J. Buchli, "Gait and trajectory optimization for legged systems through phase-based end-effector parameterization," *IEEE Robot. Automat. Lett.*, vol. 3, no. 3, pp. 1560–1567, 2018.
- [3] M. Toussaint, K. Allen, K. Smith, and J. Tenenbaum, "Differentiable physics and stable modes for tool-use and manipulation planning," in *Proc. Robotics: Science and Systems*, 2018.
- [4] T. Stouraitis, I. Chatzinikolaïdis, M. Gienger, and S. Vijayakumar, "Online hybrid motion planning for dyadic collaborative manipulation via bilevel optimization," vol. 36, no. 5, pp. 1452–1471, 2020.
- [5] R. Deits and R. Tedrake, "Footstep planning on uneven terrain with mixed-integer convex optimization," in *Proc. IEEE Int. Conf. Humanoid Robots*, 2014, pp. 279–286.
- [6] B. Aceituno-Cabezas, C. Mastalli, H. Dai, M. Focchi, A. Radulescu, D. G. Caldwell, J. Cappelletto, J. C. Grieco, G. Fernandez-Lopez, and C. Semini, "Simultaneous contact, gait and motion planning for robust multi-legged locomotion via mixed-integer convex optimization," *IEEE Robotics and Automation Letters*, 2017.
- [7] I. Mordatch, E. Todorov, and Z. Popović, "Discovery of complex behaviors through contact-invariant optimization," *ACM Transactions on Graphics (TOG)*, vol. 31, no. 4, pp. 43–51, Jul 2012.
- [8] D. Kanoulas, C. Zhou, A. Nguyen, G. Kanoulas, D. G. Caldwell, and N. G. Tsagarakis, "Vision-based foothold contact reasoning using curved surface patches," in *2017 IEEE-RAS 17th International Conference on Humanoid Robotics (Humanoids)*. IEEE, 2017, pp. 121–128.
- [9] S. Tonneau, A. Del Prete, J. Pettré, C. Park, D. Manocha, and N. Mansard, "An efficient acyclic contact planner for multiped robots," vol. 34, no. 3, pp. 586–601, 2018.
- [10] M. Kalakrishnan, J. Buchli, P. Pastor, M. Mistry, and S. Schaal, "Learning, planning, and control for quadruped locomotion over challenging terrain," *The International Journal of Robotics Research*, vol. 30, no. 2, pp. 236–258, 2011.
- [11] H.-W. Park, P. M. Wensing, and S. Kim, "Online planning for autonomous running jumps over obstacles in high-speed quadrupeds," in *Proc. Robotics: Science and Systems*, 2015.
- [12] O. Melon, R. Orsolino, D. Surovik, M. Geisert, I. Havoutis, and M. Fallon, "Receding-horizon perceptive trajectory optimization for dynamic legged locomotion with learned initialization," 2021, pp. 9805–9811.
- [13] P. Fankhauser, M. Bjelonic, C. D. Bellicoso, T. Miki, and M. Hutter, "Robust rough-terrain locomotion with a quadrupedal robot," in *2018 IEEE International Conference on Robotics and Automation (ICRA)*. IEEE, 2018, pp. 5761–5768.
- [14] C. Mastalli, R. Budhiraja, W. Merkt, G. Saurel, B. Hammoud, M. Naveau, J. Carpentier, L. Righetti, S. Vijayakumar, and N. Mansard, "Crocodyl: An Efficient and Versatile Framework for Multi-Contact Optimal Control," in *Proc. Int. Conf. Robot. Automat.*, 2020.
- [15] M. Neunert, M. Stäuble, M. Giffthaler, C. D. Bellicoso, J. Carius, C. Gehring, M. Hutter, and J. Buchli, "Whole-body nonlinear model predictive control through contacts for quadrupeds," *IEEE Robot. Automat. Lett.*, vol. 3, no. 3, pp. 1458–1465, 2018.
- [16] J. Di Carlo, P. M. Wensing, B. Katz, G. Bledt, and S. Kim, "Dynamic locomotion in the MIT cheetah 3 through convex model-predictive control," in *Proc. IEEE Int. Conf. Intell. Robots Syst.*, 2018, pp. 1–9.
- [17] E. Dantec, R. Budhiraja, A. Roig, T. Lembono, G. Saurel, O. Stasse, P. Fernbach, S. Tonneau, S. Vijayakumar, S. Calinon, M. Taïx, and N. Mansard, "Whole body model predictive control with a memory of motion: Experiments on a torque-controlled Talos," in *Proc. Int. Conf. Robot. Automat.*, 2021.
- [18] J. T. Betts, *Practical methods for optimal control and estimation using nonlinear programming*. SIAM, 2010.
- [19] R. Bellman, "Dynamic programming," *Science*, vol. 153, no. 3731, pp. 34–37, 1966.
- [20] O. Stasse, T. Flayols, R. Budhiraja, K. Giraud-Esclasse, J. Carpentier, J. Mirabel, A. Del Prete, P. Souères, N. Mansard, F. Lamirault *et al.*, "Talos: A new humanoid research platform targeted for industrial applications," 2017, pp. 689–695.
- [21] M. Zhong, M. Johnson, Y. Tassa, T. Erez, and E. Todorov, "Value function approximation and model predictive control," in *2013 IEEE symposium on adaptive dynamic programming and reinforcement learning (ADPRL)*. IEEE, 2013, pp. 100–107.
- [22] R. Deits, T. Koolen, and R. Tedrake, "Lvis: Learning from value function intervals for contact-aware robot controllers," 2019, pp. 7762–7768.
- [23] A. Del Prete and N. Mansard, "Robustness to joint-torque-tracking errors in task-space inverse dynamics," *IEEE Trans. Robot.*, vol. 32, no. 5, pp. 1091–1105, 2016.
- [24] J. Wang, S. Kim, S. Vijayakumar, and S. Tonneau, "Multi-fidelity receding horizon planning for multi-contact locomotion," 2021, pp. 53–60.
- [25] J. Wang, T. S. Lembono, S. Kim, S. Calinon, S. Vijayakumar, and S. Tonneau, "Learning to guide online multi-contact receding horizon planning," in *The 2022 IEEE/RSJ International Conference on Intelligent Robots and Systems*, 2022.
- [26] Y. Tassa, T. Erez, and E. Todorov, "Synthesis and stabilization of complex behaviors through online trajectory optimization," in *Proc. IEEE Int. Conf. Intell. Robots Syst.*, 2012, pp. 4906–4913.
- [27] G. Schultz and K. Mombaur, "Modeling and optimal control of human-like running," *IEEE/ASME Trans. on mechatronics*, vol. 15, no. 5, pp. 783–792, 2009.
- [28] K. H. Koch, K. Mombaur, and P. Soueres, "Optimization-based walking generation for humanoid robot," *IFAC Proceedings Volumes*, vol. 45, no. 22, pp. 498–504, 2012.
- [29] T. Erez and E. Todorov, "Trajectory optimization for domains with contacts using inverse dynamics," in *Proc. IEEE Int. Conf. Intell. Robots Syst.*, 2012, pp. 4914–4919.
- [30] J. Koschorreck and K. Mombaur, "Modeling and optimal control of human platform diving with somersaults and twists," *Optimization and Engineering*, vol. 13, no. 1, pp. 29–56, 2012.
- [31] C. Mastalli, W. Merkt, J. Marti-Saumell, H. Ferrolho, J. Solà, N. Mansard, and S. Vijayakumar, "A feasibility-driven approach to control-limited ddp," *Autonomous Robots*, pp. 1–21, 2022.
- [32] A. Meduri, P. Shah, J. Viereck, M. Khadiv, I. Havoutis, and L. Righetti, "Biconmp: A nonlinear model predictive control framework for whole body motion planning," *arXiv preprint arXiv:2201.07601*, 2022.
- [33] D. E. Orin, A. Goswami, and S. H. Lee, "Centroidal dynamics of a humanoid robot," *Auton. Robots*, vol. 35, no. 2-3, pp. 161–176, 2013.
- [34] J. Carpentier and N. Mansard, "Multicontact locomotion of legged robots," 2018.
- [35] H. Dai, A. Valenzuela, and R. Tedrake, "Whole-body motion planning with centroidal dynamics and full kinematics," in *Proc. IEEE Int. Conf. Humanoid Robots*, 2014.
- [36] A. Herzog, S. Schaal, and L. Righetti, "Structured contact force optimization for kino-dynamic motion generation," 2016, pp. 2703–2710.
- [37] P. M. Wensing and D. E. Orin, "Generation of dynamic humanoid behaviors through task-space control with conic optimization," in *Proc. Int. Conf. Robot. Automat.*, 2013, pp. 3103–3109.
- [38] A. Herzog, N. Rotella, S. Schaal, and L. Righetti, "Trajectory generation for multi-contact momentum-control," in *Proc. IEEE Int. Conf. Humanoid Robots*, 2015.
- [39] J. Carpentier, S. Tonneau, M. Naveau, O. Stasse, and N. Mansard, "A versatile and efficient pattern generator for generalized legged locomotion," in *Proc. Int. Conf. Robot. Automat.*, 2016, pp. 3555–3561.
- [40] P. Fernbach, S. Tonneau, O. Stasse, J. Carpentier, and M. Taïx, "C-croc: Continuous and convex resolution of centroidal dynamic trajectories for legged robots in multicontact scenarios," vol. 36, no. 3, pp. 676–691, 2020.
- [41] S. Kajita, F. Kanehiro, K. Kaneko, K. Fujiwara, K. Harada, K. Yokoi, and H. Hirukawa, "Biped walking pattern generation by using preview control of zero-moment point," vol. 2, 2003, pp. 1620–1626.
- [42] J. Engelsberger, C. Ott, and A. Albu-Schäffer, "Three-dimensional bipedal walking control based on divergent component of motion," vol. 31, no. 2, pp. 355–368, 2015.
- [43] P.-B. Wieber, "Viability and predictive control for safe locomotion," in *Proc. IEEE Int. Conf. Intell. Robots Syst.*, 2008, pp. 1103–1108.
- [44] S. Caron and A. Kheddar, "Multi-contact walking pattern generation based on model preview control of 3d com accelerations," in *Proc. IEEE Int. Conf. Humanoid Robots*, 2016, pp. 550–557.
- [45] S. Caron and Q.-C. Pham, "When to make a step? tackling the timing problem in multi-contact locomotion by topp-mpc," 2017, pp. 522–528.

- [46] B. Ponton, M. Khadiv, A. Meduri, and L. Righetti, "Efficient multi-contact pattern generation with sequential convex approximations of the centroidal dynamics," 2021.
- [47] H. Dai and R. Tedrake, "Planning robust walking motion on uneven terrain via convex optimization," 2016, pp. 579–586.
- [48] B. Aceituno-Cabezas, C. Mastalli, H. Dai, M. Focchi, A. Radulescu, D. G. Caldwell, J. Cappelletto, J. C. Grieco, G. Fernández-López, and C. Semini, "Simultaneous contact, gait, and motion planning for robust multilegged locomotion via mixed-integer convex optimization," vol. 3, no. 3, pp. 2531–2538, 2018.
- [49] H. Li, R. J. Frei, and P. M. Wensing, "Model hierarchy predictive control of robotic systems," *IEEE Robot. Automat. Lett.*, vol. 6, no. 2, pp. 3373–3380, 2021.
- [50] Y.-C. Lin, B. Ponton, L. Righetti, and D. Berenson, "Efficient humanoid contact planning using learned centroidal dynamics prediction," 2019, pp. 5280–5286.
- [51] T. S. Lembono, C. Mastalli, P. Fernbach, N. Mansard, and S. Calinon, "Learning how to walk: Warm-starting optimal control solver with memory of motion," 2020, pp. 1357–1363.
- [52] A. Parag, S. Kleff, L. Saci, N. Mansard, and O. Stasse, "Value learning from trajectory optimization and sobolev descent: A step toward reinforcement learning with superlinear convergence properties," 2022.
- [53] J. Viereck, A. Meduri, and L. Righetti, "Valuenetqp: Learned one-step optimal control for legged locomotion," in *Learning for Dynamics and Control Conference*. PMLR, 2022, pp. 931–942.
- [54] S. Ross, G. Gordon, and D. Bagnell, "A reduction of imitation learning and structured prediction to no-regret online learning," in *Proc. 14-th Int. Conf. on Artif. Intell. and Stats.* JMLR, 2011, pp. 627–635.
- [55] A. Venkatraman, B. Boots, M. Hebert, and J. A. Bagnell, "Data as demonstrator with applications to system identification," in *ALR Workshop, NIPS*, 2014.
- [56] M. Laskey, J. Lee, R. Fox, A. Dragan, and K. Goldberg, "Dart: Noise injection for robust imitation learning," in *Conference on robot learning*. PMLR, 2017, pp. 143–156.
- [57] S. Tonneau, P. Fernbach, A. D. Prete, J. Pettré, and N. Mansard, "2pac: Two-point attractors for center of mass trajectories in multi-contact scenarios," *ACM Transactions on Graphics (TOG)*, vol. 37, no. 5, pp. 1–14, 2018.
- [58] D. Song, P. Fernbach, T. Flayols, A. Del Prete, N. Mansard, S. Tonneau, and Y. J. Kim, "Solving footstep planning as a feasibility problem using 11-norm minimization," *IEEE Robotics and Automation Letters*, vol. 6, no. 3, pp. 5961–5968, 2021.
- [59] M. Abadi, P. Barham, J. Chen, Z. Chen, A. Davis, J. Dean, M. Devin, S. Ghemawat, G. Irving, M. Isard *et al.*, "Tensorflow: a system for large-scale machine learning," in *12th USENIX symposium on operating systems design and implementation (OSDI 16)*, 2016, pp. 265–283.
- [60] R. H. Byrd, J. Nocedal, and R. A. Waltz, "Knitro: An integrated package for nonlinear optimization," in *Large-Scale Nonlinear Optimization*. Springer US, 2006, pp. 35–59.
- [61] J. A. E. Andersson, J. Gillis, G. Horn, J. B. Rawlings, and M. Diehl, "CasADi – A software framework for nonlinear optimization and optimal control," *Mathematical Programming Computation*, vol. 11, no. 1, pp. 1–36, Jul 2018.
- [62] Stanford Artificial Intelligence Laboratory *et al.*, "Robotic operating system." [Online]. Available: <https://www.ros.org>
- [63] C. M. Bishop, "Mixture Density Networks," Aston University, Tech. Rep., 1994.
- [64] J. Wang, I. Chatzinikolaïdis, C. Mastalli, W. Wolfslag, G. Xin, S. Tonneau, and S. Vijayakumar, "Automatic Gait Pattern Selection for Legged Robots," 2020.