
CONCEPTBED: Evaluating Concept Learning Abilities of Text-to-Image Diffusion Models

Maitreya Patel* Tejas Gokhale Chitta Baral Yezhou Yang
Arizona State University
<https://conceptbed.github.io>

Abstract

The ability to understand visual concepts and replicate and compose these concepts from images is a central goal for computer vision. Recent advances in text-to-image (T2I) models have led to high definition and realistic image quality generation by learning from large databases of images and their descriptions. However, the evaluation of T2I models has focused on photorealism and limited qualitative measures of visual understanding. To quantify the ability of T2I models in learning and synthesizing novel visual concepts, we introduce **CONCEPTBED**, a large-scale dataset that consists of 284 unique visual concepts, 5K unique concept compositions, and 33K composite text prompts. Along with the dataset, we propose an evaluation metric, Concept Confidence Deviation (CCD), that uses the confidence of oracle concept classifiers to measure the alignment between concepts generated by T2I generators and concepts contained in ground truth images. We evaluate visual concepts that are either objects, attributes, or styles, and also evaluate four dimensions of compositionality: counting, attributes, relations, and actions. Our human study shows that CCD is highly correlated with human understanding of concepts. Our results point to a trade-off between learning the concepts and preserving the compositionality which existing approaches struggle to overcome.

1 Introduction

Humans reason about the visual world by aggregating entities that they see into “visual concepts”: both *cats* and *elephants* are *animals*, and both *palms* and *pin*es are *trees*. When we describe images in natural language we often make use of such concepts to describe things that we see. Although this type of visual concept learning is well-defined in human psychology [27], it remains elusive with respect to the development of data-driven techniques capable of learning and reasoning from images and their natural language descriptions.

Text-to-Image (T2I) generative models are trained to translate natural language phrases into images that correspond to that input. High-quality T2I models, therefore, serve as a link between human-level concepts (expressed in natural language) and their visual representations and are one way to reproduce visual concepts. On the other hand, this has also sparked interest in visual concept learning through the procedure of “*image inversion*” – to translate one or many images corresponding to a visual concept into a latent representation of that visual concept. While early works primarily explored image inversion using Generative Adversarial Networks (GANs) [42], methods such as Textual Inversion [10] and Dreambooth [35] combine image inversion with T2I – this has led to an effective way to quickly learn concepts from a few images and reproduce them in novel combinations and compositions with other concepts, attributes, styles, etc. These methods aim to learn concepts with minimal reference images by fine-tuning pre-trained text-conditioned diffusion models (as shown in

*Corresponding Author: maitreya.patel@asu.edu

Figure 1). Therefore this paradigm of T2I and image inversion is a powerful new way of learning and reproducing concepts.

Within this paradigm of concept learning via image inversion, two primary evaluation criteria have emerged: concept alignment, which assesses the generated image’s correspondence to target concept images, and compositional reasoning, which evaluates whether the generated images maintain compositionality. Previous works on T2I concept learning have evaluated only a small number of concepts and unique compositions, rendering their findings non-generalizable to a wide range of potential concepts. Furthermore, the established evaluation metrics such as DINO cosine similarity [35] (for measuring concept alignment), and CLIPScore [16] (for evaluating compositionality), have encountered challenges in accurately capturing human preferences. Consequently, there is a growing need for automated evaluations.

Therefore, we propose the **CONCEPTBED** benchmark: a comprehensive evaluation strategy aligned with human preferences and accompanied by a concept dataset. The **CONCEPTBED** dataset comprises 284 distinct concepts and over 33,000 composite text prompts, which can be further extended using the provided automatic realistic dataset creation logic. The dataset focuses on four diverse concept learning evaluation tasks: learning styles, learning objects, learning attributes, and compositional reasoning. To gain a deeper understanding of previous methodologies, we incorporate four composition categories – Action, Attribution, Counting, and Relations.

Armed with the dataset, we show how it can be used to evaluate concept learners. To that end, we present a novel concept deviation-aware evaluation framework that exhibits a strong correlation with human preferences. This framework, combined with the **CONCEPTBED** dataset, offers an alternative to existing evaluation strategies, facilitating more effective large-scale evaluations that are aligned with human evaluations. For each of the four tasks within **CONCEPTBED**, we train a supervised classifier (referred to as an oracle) to detect the respective concepts. Subsequently, the confidence scores outputted by these oracles are utilized to calculate the concept deviations of the generated target concept images in relation to the reference target ground truth images using the proposed CCD metric. This approach enables us to assess concept and compositional alignment accurately.

We conduct extensive experiments on four recently proposed concept learning methodologies. In total, we fine-tune approximately 1100 models (one model per concept) and generate over 200,000 concept-specific images. Our results reveal a trade-off between concept alignment and compositional reasoning, wherein methods excelling at concept alignment tend to fall short in preserving compositions and vice versa. This suggests that previous concept learning approaches are either highly overfitted or severely underfitted. Furthermore, our experiments demonstrate that utilizing a pre-trained CLIP [32] textual encoder aids in maintaining compositionality, but it lacks the flexibility required to learn complex concepts, such as *sketch*.

In summary, we make the following **key contributions**:

- We introduce **CONCEPTBED**, a comprehensive benchmark for grounded quantitative evaluations of text-conditioned concept learners. It comprises 284 unique and diverse concepts and over 33,000 composite text prompts across four composition categories.
- Our key contribution is the Concept Confidence Deviation (CCD) evaluation metric, which measures the learners’ ability to preserve concepts and compositions. On average, we demonstrate a strong negative correlation of -0.89 (Pearson’s correlation) between CCD and human preferences.
- Through extensive experiments with 1,100+ models, we identify shortcomings in prior works and suggest future research directions. **CONCEPTBED** sets a standard for evaluating text-conditioned concept learners.

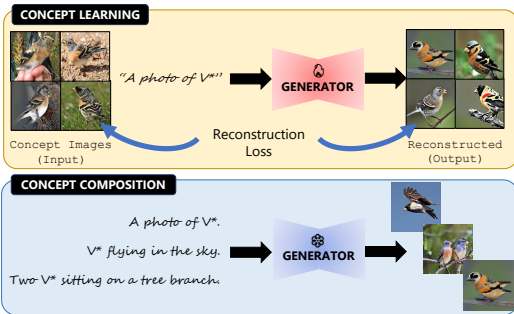


Figure 1: The outline of visual concept learning via image inversion. Here, V^* denotes the target concept. First, image inversion is employed to learn a mapping from concept images to the latent space. Then, this learned concept V^* is used in text prompts to generate images with novel compositions.

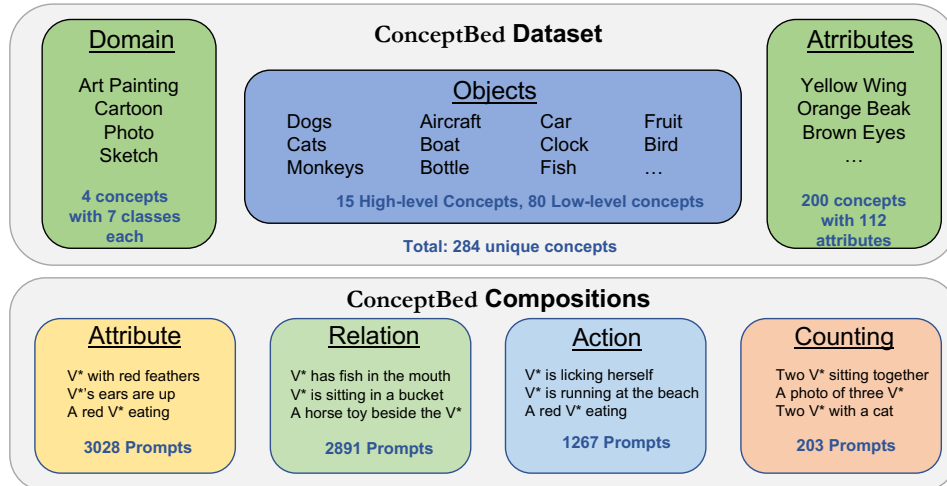


Figure 2: A summary of the **CONCEPTBED** dataset for large-scale grounded evaluations of concept learners. The collection of concepts is categorized into three classes: (1) Domain, (2) Objects, and (3) Attributes. **CONCEPTBED** has 284 unique concepts and four compositional categories. Here, V^* is a learned concept.

2 Concept Learning Preliminaries

In this section, we establish the formal definition of concept learning (Section 2.1). Later, we delve into the concept learning under the paradigm of text-conditioned diffusion models (Section 2.2).

2.1 Definition of Concept Learning

Definition 1 A concept (c) is characterized as a set of entities clustered together, sharing commonly associated properties (P_c).

The concept represents an abstract notion, which can be identified by the recurring properties observed among different entities. For instance, in an image collection featuring various animals such as *dogs*, *cats*, and more, the concept of *animal* emerges. Similarly, images of distinct *golden retrievers* and *bisons* exemplify the concept of *dog*.

Definition 2 A Concept Learner (CL) refers to a model or modeling strategy capable of acquiring the concept (c) and effectively reproducing and associating it with other concepts.

An ideal concept learner should exhibit two crucial properties: 1) **Reproduce Concepts**: It should be able to replicate the learned concepts faithfully. 2) **Compositional Reasoning**: The concept learner must be adept at associating the acquired concepts with prior knowledge, thereby retaining both the concept itself and its composition.

To evaluate the set of concepts (\mathcal{C}), we assume the existence of a relationship (\mathcal{R}) between two concepts (a, b) such that $a \in \mathcal{C}$. This compositional relationship can be denoted by the predicate $\mathcal{R}(a, b)$, representing the composition of the two concepts. For example, when $\mathcal{R}(a, b) \implies \text{with}(\text{bird}, \text{two legs})$ and the composition can be expressed as "A *bird* with *two legs*." We further assume that the combination of any \mathcal{R} with a and b is realistic (e.g., we do not evaluate a *bird* with *five legs*). Note that two concepts can also be combined with each other, denoted as $\mathcal{R}_1(a, b)$ and $\mathcal{R}_2(a, c)$. For instance, "A *bird* with *two legs* and eating the *fish*" combines the concepts of a *bird* having *two legs* and eating a *fish*.

2.2 Concept Learning Under the Text-to-Image Paradigm

Prior studies on concept learning have focused on text-conditioned diffusion models, such as Textual Inversion, DreamBooth, and Custom Diffusion. These models operate within the text-to-image (T2I) paradigm, where a text prompt (y) serves as input to generate the corresponding image (x_{gen})

representing the given prompt y . A popular approach within T2I is the Latent Diffusion Model (LDM), which incorporates two key modules: 1) Textual Encoder (C_θ): This module generates embeddings corresponding to the input text prompt; 2) Generator (\mathcal{E}_ϕ): The generator estimates the noise iteratively from the input randomly sampled matrix at timestamp t (z_t), conditioned on the text.

Since T2I models solely consider text input, it becomes necessary to represent the target concept c in terms of text tokens. These tokens can subsequently be employed to generate images associated with concept c . Therefore, the concept learning task is approached as an image inversion problem, aiming to map the target concept back to the text-embedding space. Let V^* denote the text tokens corresponding to the learned concept c . Once the optimal mapping from V^* to the target concept is determined, we can generate concept-specific images using the LDM by providing V^* in the text prompt. Suppose we are provided with m images ($X_{1:m}$) of the target concept c . Now, in order to learn the text tokens V^* corresponding to the concept c from the set of images $X_{1:m}$, the textual inversion technique aims to optimize V^* by reconstructing $X_{1:m}$ using the objective function of the LDM with frozen parameters θ and ϕ :

$$V^* = \underset{v}{\operatorname{argmin}} \mathbb{E}_{z \sim \mathcal{E}(x), \epsilon \sim \mathcal{N}(0,1), t, y, x \in X_{1:m}} \left[\|\epsilon - \epsilon_\phi(z_t, t, x, C_\theta(y))\|_2^2 \right], \quad (1)$$

In the case of DreamBooth, instead of finding the optimal V^* , it optimizes the model parameter ϕ associated with the noise estimator. This optimization process enables the model to learn the mapping between randomly initialized V^* and the target concept c . Once ϕ^* is obtained, it can be used to generate images related to the target concept whenever the V^* token is provided as an input text token. This optimization strategy follows the same LDM objective function²:

$$\mathcal{L} = \mathbb{E}_{z \sim \mathcal{E}(x), \epsilon \sim \mathcal{N}(0,1), t, y, x \in X_{1:m}} \left[\|\epsilon - \epsilon_\theta(z_t, t, x, C_\phi(V^*))\|_2^2 \right], \quad (2)$$

Once the mapping from V^* to concept c is learned, we can generate concept c images. However, in order to evaluate these generated images, it is essential to verify whether they align with the learned concepts while maintaining compositionality. Suppose we have a set of reference concept images $X_{1:m}$ that depicts a *bird* eating, a *bird* standing, a *bird* with two legs, and so on. In this case, the common concept across these images is *bird*, represented as $c \in \mathcal{C}$. Once we determine that the target c is a *bird* or a specific *species of bird*, it becomes straightforward to verify the generated images. To assess the quality of the generated images, we can utilize a concept dataset $\mathcal{D} = \{(x, c)\}_1^n$ to train the Oracle which can be used as the concept identifier/verifier.

3 CONCEPTBED

To improve the reliability of evaluations, we propose a novel evaluation framework called **CONCEPTBED**, designed to accurately estimate Concept and Composition Alignment by quantifying deviations in the generated images. In this section, we first introduce the **CONCEPTBED** dataset (Section 3.1) and next, we put forward the concept deviation-aware evaluation framework (Section 3.2). Please refer to the appendix for insights on the proposed dataset and evaluation framework.

3.1 CONCEPTBED: Dataset

We introduce the **CONCEPTBED** dataset, a comprehensive collection of concepts to enhance quantitative evaluations of concept learning. Our dataset incorporates popular existing datasets such as ImageNet [8], PACS [24], CUB [41], and Visual Genome [21], enabling us to create a labeled dataset that improves evaluation accuracy. Figure 2 provides an overview of the **CONCEPTBED** dataset.

Learning Styles. To learn the various styles, we utilize the PACS dataset, which encompasses four distinct domains: *Art Painting*, *Cartoon*, *Photo*, and *Sketch*. Each style contains images corresponding to seven entities. In this task, the concept learner aims to use examples from one style as a reference and generate this style-specific images for all seven entities.

Learning Objects. Extracting object-level concepts is accomplished through the utilization of the ImageNet dataset. It comprises 1000 low-level concepts from the WordNet [9] hierarchy. However,

²DreamBooth uses the additional regularizer term to maintain the compositionality.

due to the presence of noise in ImageNet images and the lack of relevance to daily life for many concepts, we employ an automated filtering pipeline to ensure the usefulness and quality of the reference concept images. The pipeline involves extracting a list of low-level concepts and their parent concepts from ImageNet, followed by extracting text phrases from Visual Genome containing the concept as a subject in the caption. If an insufficient number of such captions exists (less than 10 in Visual Genome) or they cannot be found, the concepts are discarded. This filtering process results in 80 concepts such as (*brambling*, *squirrel monkey*, *dutch oven*, etc.). To obtain high-quality images for concept learners, an object detector is deployed to identify the percentage of pixels belonging to a given concept, ensuring the realistic requirement of the compositions. Finally, we select the top 100 images for which the concept pixel area is the largest and greater than 0.4.

Learning Attributes. Since ImageNet dataset images are not labeled based on the attributes present in the image, it is necessary to rely on datasets that provide attribute-level grounded labels. Therefore, we employ the CUB dataset, which offers attribute-level labels (such as *orange wing*, *blue forehead*, etc.), enabling the **CONCEPTBED** to perform evaluations and measure the attribute-level accuracy of concept learners.

Compositional Reasoning. In addition to learning new concepts, it is crucial to maintain prior knowledge and associate the acquired concepts with it. To conduct comprehensive evaluations, we use Visual Genome to extract captions in which the concept appears as the subject of the sentence. These captions are categorized into four composition categories (actions, attributes, counting, and relation) through few-shot classification using GPT3 [2]. This categorization allows us to measure the performance of the baselines on each category, providing an in-depth understanding of the varying difficulty levels of different compositions.

Dataset Statistics: The **CONCEPTBED** dataset consists of 284 unique concepts, comprising 80 concepts from ImageNet, 200 concepts from CUB, and 4 concepts from PACS. The dataset encompasses over 5000 unique composite prompts distributed across the 80 ImageNet concepts, with each composite prompt having up to two associations. Specifically, we have 3028, 2891, 1267, and 203 prompts contributing to the attribute, relation, action, and counting categories, respectively. In total, the dataset contains approximately 33,000 composite prompts (counting the total number of prompts over the entire set of concepts) for the evaluation of all processed concepts from ImageNet.

We would like to emphasize that our dataset curation pipeline can be readily extended to more extensive datasets, such as OpenImages-v7 [23] and LAION-5B [37]. However, it is important to note that this extension would significantly increase the resource requirements. With the introduction of this dataset, our primary objective is to provide a standardized and benchmarked evaluation framework for concept learners, enhancing research in the field.

3.2 CONCEPTBED: Evaluation Framework

In this section, we present our Concept Confidence Deviation (CCD) metric, which measures the alignment of generated images with respect to a reference concept. Furthermore, in Section 3.2.2, we outline the necessary evaluation settings to accurately assess the performance of concept learners across various tasks.

3.2.1 Concept Confidence Deviation (CCD)

For simplicity, let us consider a pre-trained text-conditioned diffusion model, denoted as $g(\cdot)$, which can be further fine-tuned on a specific concept c such that $c \in \mathcal{C}_{\text{CONCEPTBED}}$. We assume the availability of concept-specific training images from the **CONCEPTBED** dataset, denoted

as $\mathcal{D}_c^{\text{real}} \in \mathcal{D}_{\text{CONCEPTBED}}^{\text{test}}$. The concept learner $g(\cdot)$ fine-tuned on concept c using $\mathcal{D}_c^{\text{real}}$ is referred to as $g_c(\cdot)$. To begin, we generate a collection of N images, each representing the learned concept, denoted as $\mathcal{D}_c^{\text{gen}} = x_i^{\text{gen}} = g_c(p_c^i, rs^i); \quad \forall i \in [0, N]$, where p_c^i denotes the concept-specific prompt and rs represents the random seed. The existing quantitative evaluation strategies can be formu-

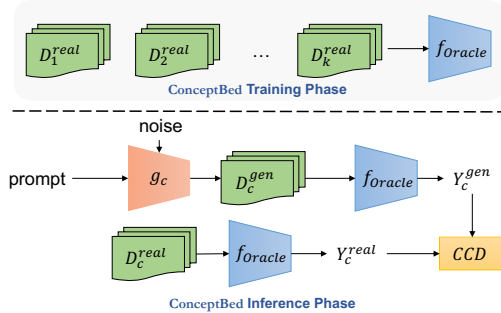


Figure 3: The outline of **CONCEPTBED** evaluation framework.

lated as: 1) Concept Alignment: $score = DINO(\mathcal{D}_c^{gen}, \mathcal{D}_c^{real})$, and 2) Compositional Reasoning: $score = CLIPScore(\mathcal{D}_c^{gen}, p_c)$. Here, DINO measures the pair-wise cosine similarities between generated and target real concept images. While CLIPScore measures the image-text alignment on generated images with respect to the input text prompt.

However, these methods fail to capture the inherent concept deviations within the generated images, rendering them ineffective in measuring performance accurately. To address this limitation, the next step involves training an oracle classifier, denoted as $f(\cdot)$, specifically for the concept detection task using the **CONCEPTBED** training dataset, $\mathcal{D}_{\text{CONCEPTBED}}^{train}$. By leveraging the output probabilities of the oracle (with respect to the concept label y_c) for each generated image x_{gen} with respect to the output probabilities of real target images x_{real} , we can estimate the deviations associated with the generated images. The Concept Confidence Deviation (CCD) evaluation metric is defined as follows:

$$CCD = -\mathbb{E}_c \left[\mathbb{E}_{x_{gen}} [f(y_c|x_{gen})] - \mathbb{E}_{x_{real}} [f(y_c|x_{real})] \right], \quad (3)$$

CCD first calculates the mean target probability on the ground truth images and then measures the difference in probability of the generated images. A CCD value of 0 indicates that the generated images closely follow the distribution of the ground truth concept images. A positive CCD value suggests that the generated images deviate from the original distribution, while a negative CCD value implies that the generated images adhere to the exact distribution as the training concept images.

3.2.2 Task Specific Evaluation Settings

To efficiently leverage the **CONCEPTBED** evaluation pipeline, we trained separate oracles on the corresponding **CONCEPTBED** datasets. Two different types of evaluations are conducted, each with its respective set of oracles: 1) Concept alignment, measured by a concept classifiers, and 2) Compositional reasoning, measured by a Visual Question Answering model.

Concept Alignment: Concept alignment evaluation was performed on all tasks, including the generated concept images with different composite text prompts. To evaluate the style, a ResNet18 [13] model is trained to distinguish the images between four style concepts. To evaluate the objects, a ConvNeXt [25] model is fine-tuned on 80 classes from the **CONCEPTBED** using the ImageNet training subset. The Concept Embedding Model (CEM) [43] was trained on CUB to detect the concepts and respective attributes. Images corresponding to the concepts were generated for each task by following the prompts: "A photo of V*" for objects and "A photo of a <entity-name> in the style of V*" for styles. Here, <entity-name> belongs to the seven classes from the PACS dataset. The remaining task, composition, utilized the same pre-trained ConvNeXt model for concept-alignment, as **CONCEPTBED** compositions are for 80 ImageNet concepts.

Compositional Reasoning: To measure the image-text alignment with respect to the input prompts, the concept-specific token (i.e., *dogs*, *cats*, etc.) was removed and replaced with the corresponding ground truth label making $\mathcal{R}(a, b)$ to $\mathcal{R}(V^*, b)$. The image-text similarity was then measured. Unlike previous works, CLIP was not used due to its inability to capture compositions [38]. Instead, taking after [6], boolean questions are generated for each prompt, which could be answered by a pre-trained VQA model such as ViLT [18]. As ViLT is essentially a classifier, the CCD can be calculated with respect to the confidence of the model associated with a "yes" answer.

4 Experiments & Results

In this section, we extensively study text-conditioned diffusion models' ability to learn new concepts while preserving compositionality. To achieve that, we benchmark four state-of-the-art concept learning methodologies. In Section 4.1, we explain the setup of the experiments, and in Section 4.2 we report the evaluation results using **CONCEPTBED** evaluation framework: Concept Alignment and Compositional Reasoning. At last, we compare our findings with Human Evaluations. Please refer to the appendix for an in-depth discussion about the experimental setup, results, and human evaluations.




Figure 4: We present qualitative examples showcasing the effectiveness of concept learners on the **CONCEPTBED** dataset. The leftmost column displays four instances of ground truth target concept images. Subsequent columns exhibit target concept-specific images generated by all four baseline methods. The first row demonstrates an example of the style concept (*sketch*). The second row illustrates the *bird* concept. Furthermore, the last two rows exhibit generated images based on distinct composite text prompts, leveraging the same learned concept from the second row.

4.1 Experimental Setup

In this work, we study four text-conditioned diffusion modeling-based concept learning strategies: 1) Textual Inversion (LDM) [10], 2) Textual Inversion (SD), 3) DreamBooth [35], and 4) Custom Diffusion [22]. We generate $N = 100$ images for all concepts to measure the concept alignment. While $N = 1$ images for ImageNet concepts on about 33,000 composite text prompts. For a total of 284 concepts, we train all four different baselines. This leads to 1,100+ concept-specific fine-tuned models and we generate a total of 240,000+ images for evaluations.

4.2 Evaluation Results

Concept Alignment. Table 1 shows the overall performance of the baselines in terms of CCD, where lower score indicates better performance. First, we can observe that CCD for *concept alignment* is low for the original images; suggesting that the oracle is certain about its predictions. Second, it can be inferred that Custom Diffusion performs poorly, while Textual Inversion (SD) outperforms the other methodologies except for the case of the learning styles. We attribute this behavior to differences in textual encoders. LDM trains the BERT-style textual encoder from scratch while SD uses pre-trained CLIP to condition the diffusion model. CLIP contains vast image-text knowledge

Model	Concepts		Fine-grained _{CUB}		Composition
	Domain _{PACS}	Object _{ImageNet}	Object-level	Attribute-level	
Textual Inversion (LDM)	0.0549	0.1196	0.2252	0.1244	0.1868
Textual Inversion (SD)	0.2853	0.0662	0.0903	0.0350	0.1163
DreamBooth	0.6849	0.0880	0.1055	0.0532	0.3551
Custom Diffusion	0.6319	0.2309	0.3969	0.1877	0.4882
Original	0.0000	0.0000	0.0000	0.000	0.0000

Table 1: **Concept Alignment Evaluation Results.** The table shows the performance of concept learners on the CCD (\downarrow) metric. The table includes results in three parts: Concepts (Domain_{PACS}, and Object_{ImageNet}), Fine-grained_{CUB} (Object-level, and Attribute-level), and Composition. The best and worst performing models are indicated by **bold** and **bold** numbers, respectively.

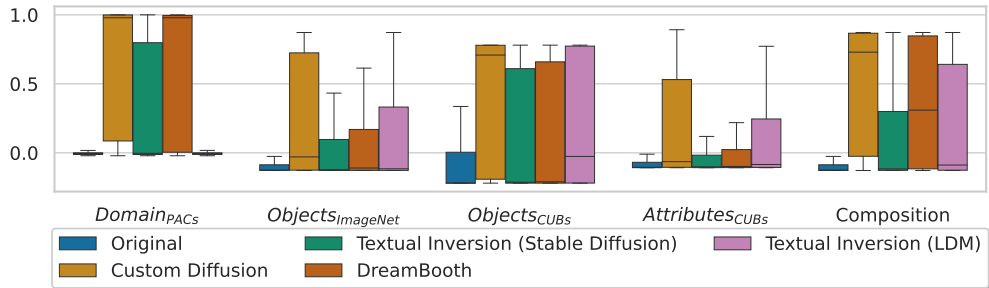


Figure 5: The sensitivity distribution of concept learners on CCD.

leading to better performance on learning objects but less flexibility to learn different styles as a concept. Surprisingly, if we compare the *concept alignment* performance with and without composite prompts, we observe that the performance further drops significantly for all baseline methodologies when composite prompts are used. This shows that existing concept learning methodologies find it difficult to maintain the concepts whenever the additional context is provided via composite prompts.

Compositional Reasoning. Previously, we discussed concept alignment on composite prompts. Table 2 summarizes the evaluations on composition tasks. Here, we observe the complete opposite trend in results. Custom Diffusion outperforms the other approaches across the composition categories. This result shows the trade-off between learning concepts and at the same time maintaining compositionality in recent concept learning methodologies. Moreover, it can be observed that neither the CLIP score nor VQA accuracy is a reliable metric to evaluate the compositions.

Sensitivity. Figure 5 illustrates the sensitivity distribution observed by the CCD from generated concept-specific images from different methods from Table 1. Here, we can observe that the sensitivity distribution of original ground truth images is very concentrated and it is very high for generated images.

Qualitative Results. Figure 4 provides the qualitative examples of the concept learning. It can be inferred that Textual Inversion (LDM) learns the *sketch* concept very well (the first row). While DreamBooth and Custom Diffusion struggle to learn it. All of the baselines perform comparatively well in reproducing the learned concept (the second row). But interestingly, in the case of compositions, DreamBooth and Custom Diffusion performs well with the cost of losing the concept alignment (last two rows). At the same time, textual inversion approaches cannot reproduce the compositions (like, Two V*) but they maintain the concept alignment. Overall, these qualitative examples align with our quantitative results and strengthen our evaluation framework.

Human Evaluations. We perform Human Evaluations using Amazon Mechanical Turk for both types of evaluations: 1) Concept Alignment – to measure the alignment between generated images and ground truth reference images on Domain_{PACS} and Object_{ImageNet}, and 2) Compositional Reasoning – to measure the image-text alignment. In the case of Concept Alignment, we ask human annotators to rate the likelihood of the target image the same as three reference images. While for Compositional Reasoning we simply ask the annotators to rate the likelihood alignment of the image and the corresponding caption. Table 3 summarizes the performance of prior and proposed (CCD) quantitative

Models	Relation			Action			Attribute			Counting		
	CLIP	Acc.	CCD	CLIP	Acc.	CCD	CLIP	Acc.	CCD	CLIP	Acc.	CCD
Textual Inversion (LDM)	0.6587	80.47%	0.2085	0.6518	83.18%	0.2120	0.6680	81.55%	0.1329	0.6538	76.67%	0.1312
Textual Inversion (SD)	0.6294	81.01%	0.1729	0.6274	83.71%	0.1885	<u>0.6362</u>	82.13%	0.1089	0.6299	77.08%	0.1041
DreamBooth	0.7051	81.24%	0.0545	<u>0.6992</u>	83.87%	0.0480	<u>0.6860</u>	82.16%	0.0347	<u>0.6934</u>	77.48%	0.0047
Custom Diffusion	0.7065	84.63%	0.0460	0.7056	87.99%	0.0320	0.6943	84.59%	0.0168	0.6909	80.05%	0.0131
Stable Diffusion	0.7222	85.41%	0.0412	<u>0.7183</u>	88.65%	0.0213	0.7056	84.79%	0.0192	0.7095	80.07%	0.0263
Original	0.6626	87.45%	0.0000	0.6831	89.80%	0.0000	0.6306	85.79%	0.0000	0.6553	78.31%	0.0000

Table 2: **Compositional Reasoning Evaluation Results.** The table shows the performance of the prior works for Composition Alignment. CLIP (\uparrow) is the traditional image-text alignment metric. Accuracy (\uparrow) is the accuracy of the ViLT VQA classifier on generated boolean questions. And CCD (\downarrow) is the composition deviations reported from the ViLT model with respect to its performance on original images. The best-performing model is indicated by **bold** numbers, while the performance that is higher than the original data is reported with underline.

Models	Domain _{PACS}			Objects _{ImageNet}			Compositional Reasoning		
	DINO (\uparrow)	CCD (\downarrow)	Human Score (\uparrow)	DINO (\uparrow)	CCD (\downarrow)	Human Score (\uparrow)	CLIP (\uparrow)	CCD (\downarrow)	Human Score (\uparrow)
Textual Inversion (LDM)	0.5073	0.0549	4.028	0.4708	0.1196	4.069	0.6611	0.1711	2.851
Textual Inversion (SD)	0.4104	0.2853	4.084	0.4457	0.0662	4.159	0.6309	0.1436	3.694
DreamBooth	0.3925	0.6849	3.083	0.4525	0.0880	4.075	0.6919	0.0360	3.556
Custom Diffusion	0.3956	0.6319	3.164	0.4450	0.2309	3.803	0.6968	0.0204	4.178
Correlation (w.r.t. Human)	<u>0.6557</u>	-0.9345	1.0	<u>0.2787</u>	-0.9868	1.0	<u>0.3486</u>	-0.7488	1.0

Table 3: **Human Evaluations.** Comparison of prior quantitative metrics and CCD metric with Human evaluations. DINO [3] based pairwise cosine similarity is the prior evaluation metric [35]. CLIP (CLIPScore) [16] is the traditional reference-free image-text similarity metric. CCD is our presented concept deviation-aware evaluation metric. Here, Domain_{PACS} and Object_{ImageNet} evaluations are for concept alignment and Compositional reasoning is for image-text similarity. The correlation between CCD and the human evaluations is negative as a lower score on CCD and a higher score on human evaluations mean better performance.

metrics with respect to the Human Evaluations. It can be inferred that the CCD is strongly correlated with human preferences and outperforms the prior evaluation metrics by a large amount. This further strengthens the importance of the introduced **CONCEPTBED** framework.

5 Related Work

Concept Learning. Concept learning encompasses various problem statements and approaches, depending on the perspective adopted. *Concept Bottleneck Models (CBMs)* [20] and *Concept Embedding Models (CEMs)* [43] treat object attributes as concepts and propose classification strategies to identify these concepts. *Neuro Symbolic Concept Learner (NS-CL)* [26] aims to learn visual concepts by associating them with language semantics, enabling the model to perform visual question answering. *ComPhy* [4] and *CRIPP-VQA* [31] proposes the challenge of learning concepts that are visually concealed or not easily discernible. *Image Inversion Style Concept Learning*, as exemplified by Xia *et al.* [42], takes a different approach. Its objective is to invert a given concept image back into the latent space of a pre-trained model. By faithfully reconstructing the concept from the inverted code using the generator, this method explores the latent representations of concepts.

Text-to-Image Generative Models. With advances in vector quantization [40] and diffusion modeling [34], text-to-image generation has improved its performance. Notable works such as DALL-E [33] train transformer models on quantized latent spaces. Current State-of-the-Art, diffusion-based text-to-image models such as GLIDE [29], LDM [34], and Imagen [36], have surpassed prior approaches (such as StackGAN [44], StackGAN++ [45], TReCS [19], and DALL-E [33]) and achieved superior performance. Although diffusion-based generative models are state-of-the-art methods, they can be prone to perturbations in input space. Hence, measuring this sensitivity to perturbations is essential.

Text-to-Image Concept Learning. Text-conditioned diffusion models, such as LDM and Imagen, have demonstrated their potential for learning new concepts with only a few reference images. Textual Inversion [10] proposes learning the embedding corresponding to the placeholder (V^*) through optimization. DreamBooth [35] suggests optimizing the UNet parameters instead of optimizing the placeholder embedding. Custom Diffusion [22] combines both approaches by optimizing the placeholder embedding and Key/Value weights from the Cross-Attentions layers of the UNet model

for faster and better concept learning. These concept learners are essentially text-conditioned diffusion models and inherit the same limitations of diffusion models. One limitation is the overfitting of concepts and language drift. By optimizing model parameters on a handful of reference images, it is highly likely that the model might overfit the given concept and cannot maintain compositionality. Therefore, in this paper, we propose **CONCEPTBED** to evaluate these systems more systematically.

Text-to-Image Generative Model Evaluations. Evaluating generative models is not widely explored. The FID [17] score is commonly used to measure generated image quality. CLIPScore [16] is another popular evaluation metric for reference-free image-text alignment. Another study focuses on compositional evaluations of text-to-image models on small subsets (CU-Birds and Oxford-Flowers)[30]. DALL-Eval [6] evaluates reasoning skills on synthetic datasets and social biases of text-to-image generative models. DALL-Eval[6], VISOR[11], LAYOUTBENCH[5] evaluates spatial reasoning abilities. Although text-to-image model evaluations are well-explored, they lack concept-specific assessments and cannot be used for evaluating concept learning. Ruiz *et. al.* preferred to use DINO (an object-level visual feature extractor) for pair-wise cosine similarity [35]. However, DINO cannot distinguish two similar concepts from the concept hierarchy (e.g., two different breeds of dogs). These metrics do not capture the sensitivity of image generations observed in diffusion models. This sensitivity can be measured by calculating the confidence of the generated images being the same as ground truth reference images. Therefore, as part of **CONCEPTBED**, we propose a concept distortion-aware evaluation framework for better and more accurate evaluations.

6 Conclusion

In this paper, we introduce a novel benchmark called **CONCEPTBED** designed to assess the efficacy of text-conditioned diffusion models in learning new concepts. The **CONCEPTBED** benchmark encompasses an end-to-end evaluation pipeline, a comprehensive Concept Library, and a novel Concept Confidence Deviation (CCD) evaluation metric. We conduct evaluations based on two key criteria: Concept Alignment and Compositional Reasoning. Through extensive experiments, we demonstrate that existing text-conditioned diffusion model-based concept learners exhibit significant limitations in their performance. Furthermore, we conduct human evaluations to validate the effectiveness of our proposed evaluation metric (CCD), which showcases a strong correlation with human preferences. This finding positions CCD as a viable alternative to human judgments, enabling large-scale and comprehensive evaluations. To the best of our knowledge, the **CONCEPTBED** dataset represents the first large-scale concept-learning dataset that facilitates precise and accurate evaluations of concept-learning abilities.

Acknowledgement

This work was supported by NSF RI grants #1750082 and #2132724, and a grant from Meta AI Learning Alliance. The views and opinions of the authors expressed herein do not necessarily state or reflect those of the funding agencies and employers.

References

- [1] Shekoofeh Azizi, Simon Kornblith, Chitwan Saharia, Mohammad Norouzi, and David J Fleet. Synthetic data from diffusion models improves imagenet classification. *arXiv preprint arXiv:2304.08466*, 2023. 14
- [2] Tom Brown, Benjamin Mann, Nick Ryder, Melanie Subbiah, Jared D Kaplan, Prafulla Dhariwal, Arvind Neelakantan, Pranav Shyam, Girish Sastry, Amanda Askell, et al. Language models are few-shot learners. *Advances in neural information processing systems*, 33:1877–1901, 2020. 5
- [3] Mathilde Caron, Hugo Touvron, Ishan Misra, Hervé Jégou, Julien Mairal, Piotr Bojanowski, and Armand Joulin. Emerging properties in self-supervised vision transformers. In *Proceedings of the IEEE/CVF international conference on computer vision*, pages 9650–9660, 2021. 9
- [4] Zhenfang Chen, Kexin Yi, Yunzhu Li, Mingyu Ding, Antonio Torralba, Joshua B. Tenenbaum, and Chuang Gan. Comphy: Compositional physical reasoning of objects and events from videos. In *International Conference on Learning Representations*, 2022. 9

- [5] Jaemin Cho, Linjie Li, Zhengyuan Yang, Zhe Gan, Lijuan Wang, and Mohit Bansal. Diagnostic benchmark and iterative inpainting for layout-guided image generation. *arXiv preprint arXiv:2304.06671*, 2023. 10
- [6] Jaemin Cho, Abhay Zala, and Mohit Bansal. Dall-eval: Probing the reasoning skills and social biases of text-to-image generative transformers. *arXiv preprint arXiv:2202.04053*, 2022. 6, 10
- [7] Guillaume Couairon, Jakob Verbeek, Holger Schwenk, and Matthieu Cord. Diffedit: Diffusion-based semantic image editing with mask guidance. *arXiv preprint arXiv:2210.11427*, 2022. 14
- [8] Jia Deng, Wei Dong, Richard Socher, Li-Jia Li, Kai Li, and Li Fei-Fei. Imagenet: A large-scale hierarchical image database. In *2009 IEEE conference on computer vision and pattern recognition*, pages 248–255. Ieee, 2009. 4
- [9] Christiane Fellbaum. Wordnet. In *Theory and applications of ontology: computer applications*, pages 231–243. Springer, 2010. 4
- [10] Rinon Gal, Yuval Alaluf, Yuval Atzmon, Or Patashnik, Amit H Bermano, Gal Chechik, and Daniel Cohen-Or. An image is worth one word: Personalizing text-to-image generation using textual inversion. *arXiv preprint arXiv:2208.01618*, 2022. 1, 7, 9, 14
- [11] Tejas Gokhale, Hamid Palangi, Besmira Nushi, Vibhav Vineet, Eric Horvitz, Ece Kamar, Chitta Baral, and Yezhou Yang. Benchmarking spatial relationships in text-to-image generation. *arXiv preprint arXiv:2212.10015*, 2022. 10
- [12] Chuan Guo, Geoff Pleiss, Yu Sun, and Kilian Q Weinberger. On calibration of modern neural networks. In *International conference on machine learning*, pages 1321–1330. PMLR, 2017. 14
- [13] Kaiming He, Xiangyu Zhang, Shaoqing Ren, and Jian Sun. Deep residual learning for image recognition. *arxiv 2015. arXiv preprint arXiv:1512.03385*, 14, 2015. 6
- [14] Dan Hendrycks, Mantas Mazeika, and Thomas Dietterich. Deep anomaly detection with outlier exposure. In *International Conference on Learning Representations*, 2019. 18
- [15] Amir Hertz, Ron Mokady, Jay Tenenbaum, Kfir Aberman, Yael Pritch, and Daniel Cohen-Or. Prompt-to-prompt image editing with cross attention control. *arXiv preprint arXiv:2208.01626*, 2022. 14
- [16] Jack Hessel, Ari Holtzman, Maxwell Forbes, Ronan Le Bras, and Yejin Choi. Clipscore: A reference-free evaluation metric for image captioning. In *Proceedings of the 2021 Conference on Empirical Methods in Natural Language Processing*, pages 7514–7528, 2021. 2, 9, 10
- [17] Martin Heusel, Hubert Ramsauer, Thomas Unterthiner, Bernhard Nessler, and Sepp Hochreiter. Gans trained by a two time-scale update rule converge to a local nash equilibrium. *Advances in neural information processing systems*, 30, 2017. 10
- [18] Wonjae Kim, Bokyung Son, and Ildoo Kim. Vilt: Vision-and-language transformer without convolution or region supervision. In *International Conference on Machine Learning*, pages 5583–5594. PMLR, 2021. 6
- [19] Jing Yu Koh, Jason Baldridge, Honglak Lee, and Yinfei Yang. Text-to-image generation grounded by fine-grained user attention. In *Proceedings of the IEEE/CVF Winter Conference on Applications of Computer Vision*, pages 237–246, 2021. 9
- [20] Pang Wei Koh, Thao Nguyen, Yew Siang Tang, Stephen Mussmann, Emma Pierson, Been Kim, and Percy Liang. Concept bottleneck models. In *International Conference on Machine Learning*, pages 5338–5348. PMLR, 2020. 9
- [21] Ranjay Krishna, Yuke Zhu, Oliver Groth, Justin Johnson, Kenji Hata, Joshua Kravitz, Stephanie Chen, Yannis Kalantidis, Li-Jia Li, David A Shamma, et al. Visual genome: Connecting language and vision using crowdsourced dense image annotations. *International journal of computer vision*, 123:32–73, 2017. 4

- [22] Nupur Kumari, Bingliang Zhang, Richard Zhang, Eli Shechtman, and Jun-Yan Zhu. Multi-concept customization of text-to-image diffusion. *arXiv preprint arXiv:2212.04488*, 2022. 7, 9, 14
- [23] Alina Kuznetsova, Hassan Rom, Neil Alldrin, Jasper Uijlings, Ivan Krasin, Jordi Pont-Tuset, Shahab Kamali, Stefan Popov, Matteo Mallocci, Alexander Kolesnikov, et al. The open images dataset v4: Unified image classification, object detection, and visual relationship detection at scale. *International Journal of Computer Vision*, 128(7):1956–1981, 2020. 5
- [24] Da Li, Yongxin Yang, Yi-Zhe Song, and Timothy M Hospedales. Deeper, broader and artier domain generalization. In *Proceedings of the IEEE international conference on computer vision*, pages 5542–5550, 2017. 4
- [25] Zhuang Liu, Hanzi Mao, Chao-Yuan Wu, Christoph Feichtenhofer, Trevor Darrell, and Saining Xie. A convnet for the 2020s. In *Proceedings of the IEEE/CVF Conference on Computer Vision and Pattern Recognition*, pages 11976–11986, 2022. 6
- [26] Jiayuan Mao, Chuang Gan, Pushmeet Kohli, Joshua B. Tenenbaum, and Jiajun Wu. The neuro-symbolic concept learner: Interpreting scenes, words, and sentences from natural supervision. In *International Conference on Learning Representations*, 2019. 9
- [27] Gregory Murphy. *The big book of concepts*. MIT press, 2004. 1
- [28] Mahdi Pakdaman Naeini, Gregory Cooper, and Milos Hauskrecht. Obtaining well calibrated probabilities using bayesian binning. In *Proceedings of the AAAI conference on artificial intelligence*, volume 29, 2015. 14
- [29] Alexander Quinn Nichol, Prafulla Dhariwal, Aditya Ramesh, Pranav Shyam, Pamela Mishkin, Bob McGrew, Ilya Sutskever, and Mark Chen. Glide: Towards photorealistic image generation and editing with text-guided diffusion models. In *International Conference on Machine Learning*, pages 16784–16804. PMLR, 2022. 9
- [30] Dong Huk Park, Samaneh Azadi, Xihui Liu, Trevor Darrell, and Anna Rohrbach. Benchmark for compositional text-to-image synthesis. In *Thirty-fifth Conference on Neural Information Processing Systems Datasets and Benchmarks Track (Round 1)*, 2021. 10
- [31] Maitreya Patel, Tejas Gokhale, Chitta Baral, and Yezhou Yang. CRIPP-VQA: Counterfactual reasoning about implicit physical properties via video question answering. In *Proceedings of the 2022 Conference on Empirical Methods in Natural Language Processing*, pages 9856–9870, Abu Dhabi, United Arab Emirates, December 2022. Association for Computational Linguistics. 9
- [32] Alec Radford, Jong Wook Kim, Chris Hallacy, Aditya Ramesh, Gabriel Goh, Sandhini Agarwal, Girish Sastry, Amanda Askell, Pamela Mishkin, Jack Clark, et al. Learning transferable visual models from natural language supervision. In *International conference on machine learning*, pages 8748–8763. PMLR, 2021. 2
- [33] Aditya Ramesh, Mikhail Pavlov, Gabriel Goh, Scott Gray, Chelsea Voss, Alec Radford, Mark Chen, and Ilya Sutskever. Zero-shot text-to-image generation. In *International Conference on Machine Learning*, pages 8821–8831. PMLR, 2021. 9
- [34] Robin Rombach, Andreas Blattmann, Dominik Lorenz, Patrick Esser, and Björn Ommer. High-resolution image synthesis with latent diffusion models. In *Proceedings of the IEEE/CVF Conference on Computer Vision and Pattern Recognition*, pages 10684–10695, 2022. 9
- [35] Nataniel Ruiz, Yuanzhen Li, Varun Jampani, Yael Pritch, Michael Rubinstein, and Kfir Aberman. Dreambooth: Fine tuning text-to-image diffusion models for subject-driven generation. *arXiv preprint arXiv:2208.12242*, 2022. 1, 2, 7, 9, 10, 14
- [36] Chitwan Saharia, William Chan, Saurabh Saxena, Lala Li, Jay Whang, Emily L Denton, Kamyar Ghasemipour, Raphael Gontijo Lopes, Burcu Karagol Ayan, Tim Salimans, et al. Photorealistic text-to-image diffusion models with deep language understanding. *Advances in Neural Information Processing Systems*, 35:36479–36494, 2022. 9

- [37] Christoph Schuhmann, Romain Beaumont, Richard Vencu, Cade W Gordon, Ross Wightman, Mehdi Cherti, Theo Coombes, Aarush Katta, Clayton Mullis, Mitchell Wortsman, Patrick Schramowski, Srivatsa R Kundurthy, Katherine Crowson, Ludwig Schmidt, Robert Kaczmarczyk, and Jenia Jitsev. LAION-5b: An open large-scale dataset for training next generation image-text models. In *Thirty-sixth Conference on Neural Information Processing Systems Datasets and Benchmarks Track*, 2022. 5
- [38] Tristan Thrush, Ryan Jiang, Max Bartolo, Amanpreet Singh, Adina Williams, Douwe Kiela, and Candace Ross. Winoground: Probing vision and language models for visio-linguistic compositionality. In *Proceedings of the IEEE/CVF Conference on Computer Vision and Pattern Recognition*, pages 5238–5248, 2022. 6
- [39] Brandon Trabucco, Kyle Doherty, Max Gurinas, and Ruslan Salakhutdinov. Effective data augmentation with diffusion models. *arXiv preprint arXiv:2302.07944*, 2023. 14
- [40] Aaron Van Den Oord, Oriol Vinyals, et al. Neural discrete representation learning. *Advances in neural information processing systems*, 30, 2017. 9
- [41] Catherine Wah, Steve Branson, Peter Welinder, Pietro Perona, and Serge Belongie. The caltech-ucsd birds-200-2011 dataset. 2011. 4
- [42] Weihao Xia, Yulun Zhang, Yujiu Yang, Jing-Hao Xue, Bolei Zhou, and Ming-Hsuan Yang. Gan inversion: A survey. *IEEE Transactions on Pattern Analysis and Machine Intelligence*, 2022. 1, 9
- [43] Mateo Espinosa Zarlenga, Barbiero Pietro, Ciravegna Gabriele, Marra Giuseppe, Francesco Giannini, Michelangelo Diligenti, Shams Zohreh, Precioso Frederic, Stefano Melacci, Weller Adrian, et al. Concept embedding models: Beyond the accuracy-explainability trade-off. In *Advances in Neural Information Processing Systems*, volume 35, pages 21400–21413. Curran Associates, Inc., 2022. 6, 9
- [44] Han Zhang, Tao Xu, Hongsheng Li, Shaoting Zhang, Xiaogang Wang, Xiaolei Huang, and Dimitris N Metaxas. Stackgan: Text to photo-realistic image synthesis with stacked generative adversarial networks. In *Proceedings of the IEEE international conference on computer vision*, pages 5907–5915, 2017. 9
- [45] Han Zhang, Tao Xu, Hongsheng Li, Shaoting Zhang, Xiaogang Wang, Xiaolei Huang, and Dimitris N Metaxas. Stackgan++: Realistic image synthesis with stacked generative adversarial networks. *IEEE transactions on pattern analysis and machine intelligence*, 41(8):1947–1962, 2018. 9

Appendix

A Social Impact

In this paper, we introduce **CONCEPTBED**, a novel benchmark and evaluation framework designed for conducting comprehensive studies on few-shot Concept Learning using T2I diffusion models. Previous evaluations of recent works in this field have been limited to a small number of test concepts, thus hindering our understanding of their practical applicability. Through our benchmark, we demonstrate that while current concept learners exhibit impressive performance, a substantial gap remains that must be addressed. As pioneers in constructing this extensive evaluation set, we anticipate that future research will incorporate a broader range of potential concepts. Additionally, we propose a novel evaluation metric and framework that can be applied to any concept learning setting, extending its efficacy beyond the confines of **CONCEPTBED** dataset. Ultimately, this research directly contributes to the advancement of Human-Level Artificial Intelligence (HLAI) objectives, fostering the development of more robust and capable systems.

B CONCEPTBED Resources

Name	Link
Project Page:	https://conceptbed.github.io
Code:	https://github.com/ConceptBed/evaluations
Data:	https://conceptbed.github.io/data.html
Results Explorer:	https://conceptbed.github.io/explorer.html

We release the code (a collection of concept learners), data, and results (randomly selected from over 200,000 images) for readers to refer to or browse through.

C Extended Related Work

Evaluations of T2I Concept Learners. Previous studies on concept learning have conducted evaluations and model comparisons using their own test sets. For instance, Textual Inversion [10] employed approximately 20 concepts with around 27 unique compositions, while DreamBooth [35] utilized 30 concepts with 50 unique compositions. Custom Diffusion [22], on the other hand, employed 10 concepts with 24 unique compositions. Notably, these works were evaluated on a relatively small subset of concepts and a limited list of compositions. In order to address the limitations associated with a centralized evaluation set, we introduce the **CONCEPTBED** dataset, which consists of 284 concepts and over 5000 unique compositions. Additionally, we present an automated procedure for concept and composition collection, enabling the creation of large-scale datasets.

Downstream Applications of Diffusion Models. In addition to concept learning, diffusion models have demonstrated potential for various downstream applications. For example, approaches such as prompt-to-prompt [15] and DiffEdit [7] have been proposed for image editing tasks. In another case, diffusion-generated images have shown improvements in ImageNet accuracy [1]. Furthermore, methods similar to textual inversion have been found to enhance few-shot classification performance [39].

Out-of-Distribution Detection and Domain Adaptation/Generalization. While the research directions of out-of-distribution detection and domain adaptation/generalization have been explored independently to a significant extent, they share a common focus on measuring and controlling model confidence. Prior works have employed various confidence quantification methods, including: 1) Expected Calibration Error (ECE), which is a popular metric for assessing classifier calibration by measuring the difference between model accuracy and its probability [28], and 2) Expected Uncertainty Calibration Error (UCE), a recently proposed metric that quantifies the miscalibration of uncertainty by calculating the difference between model error and its uncertainty [12]. Given the high variance observed in diffusion models with respect to hyperparameters, we introduce a novel method, leveraging the **CONCEPTBED** dataset, to quantify generation variances and measure deviations

using CCD. ECE and UCE can serve as alternative metrics for quantifying deviations and evaluating concept learners. Our experimental results in Appendix H.1 demonstrate that ECE performs equally well as CCD in assessing concept alignment. In the context of concept alignment, ECE and UCE can be computed based on generated concept-specific images, without considering the performance on the ground truth target images. Lower values of these metrics indicate better performance, albeit at the cost of explainability regarding the source of errors (e.g., overconfidence or lack of confidence in the model). To address these potential ambiguities, we propose CCD, which measures the discrepancy in probabilities between ground truth and generated concept-specific images, thereby facilitating a more nuanced understanding of the limitations of concept learners.

D Preliminaries on text-conditioned diffusion models

Diffusion Models: The training procedure of Stable Diffusion can be described as follows: given a training pair (\mathcal{I}, y) , the input image \mathcal{I} is first mapped to a latent vector z and get a variably-noised vector $z^t := \alpha^t z^{t-1} + \sigma^t \epsilon$, where $\epsilon \sim \mathcal{N}(0, 1)$ is a noise term and α^t, σ^t are terms that control the noise schedule and sample quality. At training time, the time-conditioned UNet is optimized to predict the noise ϵ and recover the initial z , via conditioning on the text prompt y , the model is trained with a squared error loss on the predicted noise term as follows:

$$\mathcal{L}_{\text{diffusion}} = \mathbb{E}_{z, \epsilon \sim \mathcal{N}(0,1), t, y} \left[\|\epsilon - \epsilon_\theta(z^t, t, y)\|_2^2 \right] \quad (4)$$

where t is uniformly sampled from $\{1, \dots, T\}$.

At inference time, Stable Diffusion is sampled by iteratively denoising $z^T \sim \mathcal{N}(0, I)$ conditioned on the text prompt y . Specifically, at each denoising step $t = 1, \dots, T$, z^{t-1} is obtained from both z^t and the predicted noise term of UNet whose input is z^t and text prompt y . After the final denoising step, z^0 will be mapped back to yield the generated image \mathcal{I} .

Textual-Inversion (TI): TI uses the pre-trained Stable Diffusion and fine-tunes it to learn the specific concepts using a few images. Given a small set of images depicting the target concept $\mathcal{X}_c = \{x_c^i; i \in \{0, \dots, m\}\}$, and with the rare-token y_k (i.e., V^*), we want to learn the embedding corresponding to y_k . This input-conditioned text can be represented as “A photo of a V^* ”.

TI follows the exact same process of Stable Diffusion. Unlike Stable Diffusion, TI optimizes the text conditional encoder (C_ϕ) with respect to the rarely occurring token y_k using the Latent Diffusion Model (LDM) objective function:

$$\mathcal{L}_{\text{TI}} = \mathbb{E}_{z, \epsilon \sim \mathcal{N}(0,1), t, y} \left[\|\epsilon - \epsilon_\theta(z^t, t, C_\phi(y))\|_2^2 \right]$$

Note that z^t is the noised x where $x \in X_c$. Intuitively, the objective is to correctly remove the added noise (while training) and optimize C_ϕ with respect to y_k . At inference time, a random noise tensor is sampled and a text prompt (containing the rare-token y_k) is used to generate the image it using fine-tuned C_ϕ .

DreamBooth: While textual-inversion can be used to learn various concepts depending on the training images and corresponding set of text prompts, DreamBooth is proposed to learn the specific properties of the target subject: “A photo of a V^* dog”. In the case of DreamBooth, we do not optimize C_ϕ and instead, it optimizes ϵ_θ .

To overcome the challenges (overfitting and language drift) of fine-tuning the full model, DreamBooth contains the class-specific prior-preserving loss. Essentially, this method uses the pre-trained diffusion model generated samples ($X_{pr} = \{\hat{x}_i; \hat{x}_i = f(\epsilon, c_{pr})\}$) to supervise the training. Here, $\epsilon \sim \mathcal{N}(0, 1)$ and conditioning vector $c_{pr} = C_\phi(\text{“< concept - name >”})$. Therefore, the proposed loss becomes:

$$\begin{aligned} \mathcal{L}_{\text{DB}} = & \mathbb{E}_{z, \epsilon \sim \mathcal{N}(0,1), t, y, x \in X_c} \left[\|\epsilon - \epsilon_\theta(z^t, t, C_\phi(y))\|_2^2 \right] \\ & + \lambda * \mathbb{E}_{z, \epsilon \sim \mathcal{N}(0,1), t, y_{pr}, \hat{x} \in X_{pr}} \left[\|\epsilon - \epsilon_\theta(z^t, t, C_\phi(y_{pr}))\|_2^2 \right] \end{aligned}$$

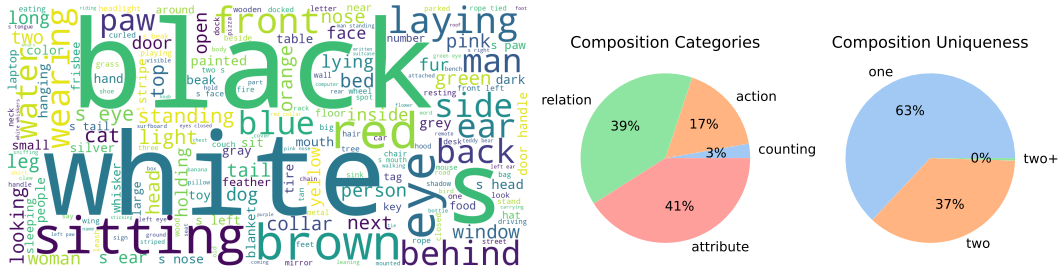


Figure 6: Left-most figure shows the world-cloud of the **CONCEPTBED** compositions. Middle figure shows the statistics of composition categories. Right-most shows the statistics of multiple composition categories combined together to generate composite text prompts.

Custom-Diffusion: For single-concept learning, Custom Diffusion is essentially the combination of Textual Inversion and DreamBooth. The objective function of Custom Diffusion is the same as DreamBooth but instead of optimizing whole UNet (i.e., ϵ_θ), Custom Diffusion optimizes the embedding corresponding to V^* from C_ϕ and key/value weights from Cross Attention Layers of the UNet model.

E CONCEPTBED Dataset Analysis

E.1 Concept Statistics

Our dataset, **CONCEPTBED**, comprises a total of 284 concepts. Among these concepts, 200 are sourced from the CUB dataset, 80 from ImageNet, and 4 from PACS. The concepts and their respective categories are presented in Table 9. We use the CUB dataset for attribute-level analysis, while the ImageNet concepts are included to ensure a diversity of concepts.

E.2 Composition Categorization

We leverage the Visual Genome dataset to create composite prompts for each of the 80 ImageNet concepts. This process yields over 5000 unique compositions, resulting in a rich variety of composite prompts. Table 10 provides detailed statistics on the compositions for each concept. Furthermore, Figure 6 illustrates the distribution of composition categories within the **CONCEPTBED** dataset. For the sake of simplicity, **CONCEPTBED** contains composite prompts that combine up to two different compositions. To determine the composition type, we employ the GPT3 (text-davinci-003) model for few-shot classification. Figure 7 showcases the instruction and in-context examples used to categorize each text phrase.

E.3 Question Generations

Rather than relying solely on image-text similarity, we evaluate compositions through VQA performance using synthetically generated boolean questions (i.e., *yes* or *no*) based on the composite text phrases. To create these questions, we manually filter out salient words such as nouns, attributes, and verbs, and formulate questions corresponding to each of these words. This process enables the creation of existence-related questions where the ground truth answer is always *yes*. Table 4 provides examples of the questions generated for different composite text prompts.

F Experimental Setup

Table 5 presents the hyperparameter details for the baseline methodologies employed in our benchmarking process. To ensure fair comparisons, we generate images for all concepts using the same number of inference steps and guidance scale. Specifically, Textual Inversion (SD), DreamBooth, and Custom Diffusion utilize the Stable Diffusion V1.5 pre-trained model³. Regarding Textual

³<https://huggingface.co/runwayml/stable-diffusion-v1-5>

Help me categorize the sentences into counting, actions, attribute, and relation.
One sentence can have multiple possible categories.



Examples:

Sentence: wood is under bird

Category: relation

Sentence: the dog has a black nose

Category: attribute

Sentence: there are two mouse

Category: counting

Sentence: the monkey is biting the banana

Category: action

Sentence: The bird is eating food out of the person's hand

Category: action, relation

Now, based on previous examples help me categorize the next sentence.

Sentence: the dog has large brown paws

Figure 7: Screenshot depicting few-shot classification using GPT3. We keep the instruction and few-shot examples constant and change the target phrase to get the corresponding categories.

Caption	Generated Questions
two <i>birds</i> standing on branches	are there two birds ? are there branches ?
tongue hanging out a <i>dog's</i> mouth	is there tongue ? is there a dog's mouth ?
<i>cat</i> is licking herself	is there cat ? is the cat licking herself ?
the <i>monkey</i> is holding onto a red bar	is there the monkey ? is there a red bar ?
Propeller blade on an <i>aircraft</i>	is there propeller blade ? is there an aircraft ?
the vine is around <i>clock</i>	is there the vine ? is there clock ?
man driving the <i>boat</i>	is there man ? is there the boat ?

Table 4: **Question Generation.** Examples of generated existence-related questions from captions.

Inversion, we explore two variants: 1) Latent Diffusion Model-based, and 2) Stable Diffusion-based. By incorporating different pre-trained models, we aim to investigate their impact on learning novel concepts, and our findings reveal significant differences. For instance, Textual Inversion (LDM) outperforms Textual Inversion (SD) when learning style as a concept, while the SD version excels in adapting object-level concepts.

Table 6 outlines the hyperparameter settings for each oracle. It is important to note that we can employ any type of classifier as an oracle, as elaborated in the subsequent section. In our approach, we initially take pre-trained models and further, fine-tune them on concepts using the negative log-likelihood objective. However, it is well-established that classifiers may exhibit misclassification

Hyper-Parameter	Textual Inversion (LDM)	Textual Inversion (SD)	DreamBooth	Custom Diffusion
Base Model	LDM	Stable Diffusion - v1.5	Stable Diffusion - v1.5	Stable Diffusion - v1.5
Optimized	V*	V*	UNet	V* + CrossAtten(k,v)
Optimization Steps	3000	3000	400	250
Learning Rate	5e-4	5e-4	5e-6	1e-5
Place-Holder Token	*	<object>	sks	<new1>
Regularizer	-	-	✓	✓
Regularization Images	-	-	200	200
# if inference steps	50	50	50	50
Guidance Scale	7.5	7.5	7.5	7.5
Noise Scheduler	-	PNDMScheduler	PNDMScheduler	PNDMScheduler

Table 5: **Hyper-parameters.** The table summarizes the different hyper-parameter settings for all baselines considered in this work to help the reproducibility of results.

Hyper-parameters	Domain _{PACS}	Object _{ImageNet}	Fine-Grained _{CUB}	Compositions
Model Architecture	ResNet18	ConceNeXt-base	-	VILT
Pre-trained Weights	timm	timm	-	dandelin/vilt-b32-finetuned-vqa
Pre-training Dataset	ImageNet	ImageNet	-	MSCOCO, GCC, SBU, VG
# of target concepts	4	80	200/112	1
Objective Function	NLL	NLL (w outlier exposure) [14]	NLL	NLL

Table 6: **Oracle Hyper-parameters.** This table summarizes the different hyper-parameters used for Oracles. We first take the pre-trained model weights and then fine-tune them on target concepts from the **CONCEPTBED** dataset. Here, NLL refers to the Negative Log-Likelihood.

tendencies with high confidence. To address this, for Object_{ImageNet}, we additionally incorporate an outlier-exposure objective function.

G Human Annotations

To evaluate the effectiveness of our **CONCEPTBED** evaluation framework, we conducted human evaluations consisting of three distinct studies: object-based concept similarity, style-based concept similarity, and traditional image-text similarity for evaluating compositions. For the object and style-based concept similarity, we asked participants to rate the likelihood of the target image being the same as three reference images on a scale of 1 to 5. A rating of 1 indicated the least similarity, while a rating of 5 indicated an exact match in terms of concept. We ensured that human annotators did not compare generated images from different concept learning strategies; instead, they rated each image independently. Regarding the composition evaluation, we simply asked annotators to rate the image-text similarities on the same 1-5 scale, with 1 representing the least similarity and 5 representing an exact match. Figures 8, 9, and 10 present screenshots of the MTurk interface used for each type of human evaluation.

To ensure comprehensive coverage, we randomly selected 100 generated images and obtained evaluations from three unique workers for each image. This resulted in a total of 900 evaluations from human annotators. To assess the relationship between human evaluations and various baseline evaluation metrics, as well as our CCD method, we computed Pearson’s correlation. Our findings indicate **a strong correlation between the human evaluations and our CCD evaluation metric.**

H Ablations

H.1 Different Confidence Measures

Table 7 presents a comprehensive comparison of various confidence quantification metrics employed in Out-Of-Distribution (OOD) detection. Notably, all these metrics outperform the baseline metric *DINO*, as evidenced by their consistently high correlation scores, reaching at least -0.88 . However, two metrics, namely CCD, and ECE, exhibit a significantly higher correlation with human scores, with values of -0.98 . This remarkable correlation can be attributed to the comprehensive nature of these metrics, which consider both the probability and the change in class prediction. In contrast, MSP solely focuses on the probability aspect, while Accuracy only takes into account the change

in class prediction. Furthermore, both CCD and ECE exhibit strong correlations with human scores, with values of -0.9868 and -0.9860 , respectively. Although CCD slightly outperforms ECE, both metrics can be used interchangeably. Nonetheless, for the sake of simplicity and continuous relative performance measurements, we introduce the CCD metric, which offers better explainability. It is worth noting that the negative sign in the correlation coefficients stems from the inherent differences between the nature of these metrics. Specifically, lower values of CCD indicate better performance, while higher scores in human evaluations indicate superior performance.

Models	Accuracy	MSP	ECE	CCD
Textual Inversion (LDM)	78.99%	0.8601	0.0799	0.1196
Textual Inversion (SD)	78.15%	0.8963	0.0620	0.0662
DreamBooth	79.25%	0.8882	0.0686	0.0880
Custom Diffusion	74.63%	0.8370	0.1650	0.2309
original	89.37%	0.9412	0.0505	0.0000

Table 7: **Possible Confidence Quantification Metrics.** This table summarizes the results using different existing confidence quantification metrics on **CONCEPTBED** dataset on 80 concepts from ImageNet. Here, MSP refers to the Maximum Softmax Probability and ECE refers to Expected Calibration Error.

Models	ResNet18	Inception-V4	ViT-Large	ConvNeXt
Textual Inversion (LDM)	0.0107	0.0773	0.1165	0.1196
Textual Inversion (SD)	-0.0100	0.0201	0.0599	0.0662
DreamBooth	0.0214	0.0485	0.0786	0.0880
Custom Diffusion	0.1538	0.1845	0.2286	0.2309
original	0.0000	0.0000	0.0000	0.0000

Table 8: **Effects of different classifiers as Oracles.** This table summarizes the CCD performance based on the different types of classifiers across the parameters range.

H.2 Choice of Classifiers for Oracles

In Table 8, we explore the impact of utilizing different types of classifiers as oracles. Our analysis encompasses four distinct classifiers, each characterized by an increasing number of parameters. Intriguingly, the choice of classifier appears to have a negligible effect, as CCD consistently demonstrates strong correlations with human scores, surpassing a Pearson’s correlation of at least -0.98 .

I Qualitative Results

Figure 11 presents qualitative examples showcasing the performance of various baseline methods across different style concepts. Notably, the textual inversion methods demonstrate limitations in preserving object-specific features and accurately learning the desired style. Furthermore, both DreamBooth and Custom Diffusion exhibit challenges in effectively capturing and reproducing the intended styles. In Figure 12, we delve into the object-specific learned concepts obtained through the baseline methodologies. Notably, Custom Diffusion struggles in acquiring and comprehending new concepts, thus offering an explanation for its relatively lower performance in terms of concept alignment. To gain further insights, Figure 13 offers a comparison of the generated images using Custom Diffusion at different random seeds. The results indicate that Custom Diffusion successfully generates the learned concepts in three out of four instances. However, when tasked with generating concept-specific images based on composite text prompts, Custom Diffusion struggles to maintain fidelity to the learned concept.

To facilitate a more comprehensive understanding of the **CONCEPTBED** benchmark and its results, we have developed an online results explorer, which provides readers with a user-friendly interface for exploring and analyzing the benchmark outcomes. This results explorer can be found at: <https://conceptbed.github.io/explorer.html>

Concept Source	Concepts
PACS	Art-Painting Cartoon Photo Sketch
ImageNet	<p>langur hand-held_computer guenon brambling desktop_computer speedboat titi airship tiger_cat organ squirrel_monkey bluetick siamang yawl lifeboat ambulance beagle digital_clock fire_engine Walker_hound gondola pill_bottle fireboat proboscis_monkey moving_van rotisserie slide_rule Irish_wolfhound junco cab magpie robin jeep colobus airliner gibbon letter_opener garbage_truck limousine English_foxhound borzoi baboon basset capuchin convertible analog_clock redbone canoe spider_monkey bulbul Afghan_hound goldfinch patas tabby web_site grand_piano laptop chickadee Dutch_oven black-and-tan-coonhound marmoset chimpanzee macaque police_van tow_truck cleaver howler_monkey bloodhound pickup house_finch beer_bottle notebook water_ouzel orangutan Madagascar_cat gorilla indri beach_wagon jay indigo_bunting</p>
CUB	<p>Black_footed_Albatross Laysan_Albatross Sooty_Albatross Groove_billed_Ani Crested_Auklet Least_Auklet Parakeet_Auklet Rhinoceros_Auklet Brewer_Blackbird Red_winged_Blackbird Rusty_Blackbird Yellow_headed_Blackbird Bobolink Indigo_Bunting Lazuli_Bunting Painted_Bunting Cardinal Spotted_Catbird Gray_Catbird Yellow_breasted_Chat Eastern_Towhee Chuck_will_Widow Brandt_Cormorant Red_faced_Cormorant Pelagic_Cormorant Bronzed_Cowbird Shiny_Cowbird Brown_Creeper American_Crow Fish_Crow Black_billed_Cuckoo Mangrove_Cuckoo Yellow_billed_Cuckoo Gray_crowned_Rosy_Finch Purple_Finch Northern_Flicker Acadian_Flycatcher Great_Crested_Flycatcher Least_Flycatcher Olive_sided_Flycatcher Scissor_tailed_Flycatcher Vermilion_Flycatcher Yellow_bellied_Flycatcher Frigatebird Northern_Fulmar Gadwall American_Goldfinch European_Goldfinch Boat_tailed_Grackle Eared_Grebe Horned_Grebe Pied_billed_Grebe Western_Grebe Blue_Grosbeak Evening_Grosbeak Pine_Grosbeak Rose_breasted_Grosbeak Pigeon_Guillemot California_Gull Glaucous_winged_Gull Heermann_Gull Herring_Gull Ivory_Gull Ring_billed_Gull Slaty_backed_Gull Western_Gull Anna_Hummingbird Ruby_throated_Hummingbird Rufous_Hummingbird Green_Violetear Long_tailed_Jaeger Pomarine_Jaeger Blue_Jay Florida_Jay Green_Jay Dark_eyed_Junco Tropical_Kingbird Gray_Kingbird Belted_Kingfisher Green_Kingfisher Pied_Kingfisher Ringed_Kingfisher White_breasted_Kingfisher Red_legged_Kittiwake Horned_Lark Pacific_Loon Mallard Western_Meadowlark Hooded_Merganser Red_breasted_Merganser Mockingbird Nighthawk Clark_Nutcracker White_breasted_Nuthatch Baltimore_Oriole Hooded_Oriole Orchard_Oriole Scott_Oriole Ovenbird Brown_Pelican White_Pelican Western_Wood_Pewee Sayornis American_Pipit Whip_poor_Will Horned_Puffin Common_Raven White_necked_Raven American_Redstart Geococcyx Loggerhead_Shrike Great_Grey_Shrike Baird_Sparrow Black_throated_Sparrow Brewer_Sparrow Chipping_Sparrow Clay_colored_Sparrow House_Sparrow Field_Sparrow Fox_Sparrow Grasshopper_Sparrow Harris_Sparrow Henslow_Sparrow Le_Conte_Sparrow Lincoln_Sparrow Nelson_Sharp_tailed_Sparrow Savannah_Sparrow Seaside_Sparrow Song_Sparrow Tree_Sparrow Vesper_Sparrow White_crowned_Sparrow White_throated_Sparrow Cape_Glossy_Starling Bank_Swallow Barn_Swallow Cliff_Swallow Tree_Swallow Scarlet_Tanager Summer_Tanager Artic_Tern Black_Tern Caspian_Tern Common_Tern Elegant_Tern Forsters_Tern Least_Tern Green_tailed_Towhee Brown_Thrasher Sage_Thrasher Black_capped_Vireo Blue_headed_Vireo Philadelphia_Vireo Red_eyed_Vireo Warbling_Vireo White_eyed_Vireo Yellow_throated_Vireo Bay_breasted_Warbler Black_and_white_Warbler Black_throated_Blue_Warbler Blue_winged_Warbler Canada_Warbler Cape_May_Warbler Cerulean_Warbler Chestnut_sided_Warbler Golden_winged_Warbler Hooded_Warbler Kentucky_Warbler Magnolia_Warbler Mourning_Warbler Myrtle_Warbler Nashville_Warbler Orange_crowned_Warbler Palm_Warbler Pine_Warbler Prairie_Warbler Prothonotary_Warbler Swainson_Warbler Tennessee_Warbler Wilson_Warbler Worm_eating_Warbler Yellow_Warbler Northern_Waterthrush Louisiana_Waterthrush Bohemian_Waxwing Cedar_Waxwing American_Three_toed_Woodpecker Pileated_Woodpecker Red_bellied_Woodpecker Red_cockaded_Woodpecker Red_headed_Woodpecker Downy_Woodpecker Bewick_Wren Cactus_Wren Carolina_Wren House_Wren Marsh_Wren Rock_Wren Winter_Wren Common_Yellowthroat</p>

Table 9: List of all concepts from CONCEPTBED library based on their data source.

Concept	Action	Attribute	Counting	Relation	Overall
<i>laptop</i>	17	18	2	40	52
<i>tow_truck</i>	97	348	35	409	645
<i>hand-held_computer</i>	17	18	2	40	52
<i>gorilla</i>	9	11	0	11	19
<i>chimpanzee</i>	9	11	0	11	19
<i>pickup</i>	97	348	35	409	645
<i>yawl</i>	116	178	36	466	567
<i>beagle</i>	380	807	24	496	1222
<i>bulbul</i>	62	270	11	142	374
<i>spider_monkey</i>	9	11	0	11	19
<i>borzoi</i>	380	807	24	496	1222
<i>analog_clock</i>	1	61	10	71	109
<i>letter_opener</i>	11	10	0	21	31
<i>water_ouzel</i>	62	270	11	142	374
<i>web_site</i>	17	18	2	40	52
<i>garbage_truck</i>	97	348	35	409	645
<i>bloodhound</i>	380	807	24	496	1222
<i>basset</i>	380	807	24	496	1222
<i>proboscis_monkey</i>	9	11	0	11	19
<i>Dutch_oven</i>	58	85	13	111	194
<i>fireboat</i>	116	178	36	466	567
<i>black-and-tan_coonhound</i>	380	807	24	496	1222
<i>speedboat</i>	116	178	36	466	567
<i>beach_wagon</i>	98	213	17	363	497
<i>airliner</i>	4	8	2	11	20
<i>titi</i>	9	11	0	11	19
<i>marmoset</i>	9	11	0	11	19
<i>beer_bottle</i>	1	9	0	14	20
<i>maggie</i>	62	270	11	142	374
<i>Irish_wolfhound</i>	380	807	24	496	1222
<i>lifeboat</i>	116	178	36	466	567
<i>brambling</i>	62	270	11	142	374
<i>rotisserie</i>	58	85	13	111	194
<i>junco</i>	62	270	11	142	374
<i>ambulance</i>	98	213	17	363	497
<i>gondola</i>	116	178	36	466	567
<i>tabby</i>	424	992	42	727	1592
<i>cleaver</i>	11	10	0	21	31
<i>limousine</i>	98	213	17	363	497
<i>desktop_computer</i>	17	18	2	40	52
<i>colobus</i>	9	11	0	11	19
<i>house_finch</i>	62	270	11	142	374
<i>chickadee</i>	62	270	11	142	374
<i>cab</i>	98	213	17	363	497
<i>notebook</i>	17	18	2	40	52
<i>squirrel_monkey</i>	9	11	0	11	19
<i>digital_clock</i>	1	61	10	71	109
<i>canoe</i>	116	178	36	466	567
<i>indri</i>	9	11	0	11	19
<i>English_foxhound</i>	380	807	24	496	1222
<i>airship</i>	4	8	2	11	20
<i>capuchin</i>	9	11	0	11	19
<i>tiger_cat</i>	424	992	42	727	1592
<i>bluetick</i>	380	807	24	496	1222
<i>Afghan_hound</i>	380	807	24	496	1222
<i>moving_van</i>	97	348	35	409	645
<i>jay</i>	62	270	11	142	374
<i>police_van</i>	97	348	35	409	645
<i>howler_monkey</i>	9	11	0	11	19
<i>langur</i>	9	11	0	11	19
<i>gibbon</i>	9	11	0	11	19
<i>redbone</i>	380	807	24	496	1222
<i>organ</i>	3	24	12	41	68
<i>slide_rule</i>	17	18	2	40	52
<i>goldfinch</i>	62	270	11	142	374
<i>pill_bottle</i>	1	9	0	14	20
<i>siamang</i>	9	11	0	11	19
<i>convertible</i>	98	213	17	363	497
<i>baboon</i>	9	11	0	11	19
<i>Walker_hound</i>	380	807	24	496	1222
<i>guenon</i>	9	11	0	11	19
<i>indigo_bunting</i>	62	270	11	142	374
<i>grand_piano</i>	3	24	12	41	68
<i>fire_engine</i>	97	348	35	409	645
<i>robin</i>	62	270	11	142	374
<i>macaque</i>	9	11	0	11	19
<i>orangutan</i>	9	11	0	11	19
<i>jeep</i>	98	213	17	363	497
<i>patas</i>	9	11	0	11	19
<i>Madagascar_cat</i>	9	11	0	11	19

Table 10: This table shows the composition statistics by categories. Here, overall means the unique compositions per concept and less than or equal to the sum of all four compositions as one composite prompt can belong up to two composition categories.

(3) The target image is a/an **robin** (a type of **bird**)
 (lowest) 1 2 3 4 5 (highest)

Target Image:



Reference Images:



Figure 8: An example of human annotation for determining the concept alignment for **object-specific concepts**.

(1) Does the target image belong to style: **art_painting** ?

1 (lowest) 2 3 4 5 (highest)

Target Image:




Reference Images for **art_painting**:



Figure 9: An example of human annotation for determining the concept alignment for **style-specific concepts**.

Caption: a dog has a red leash



(1) Rate the **quality** of the image.
 ("1" being artificial (noisy, blurry) and "5" being natural (a real photograph)) 1 2 3 4 5

(2) What is the **similarity** between the caption and image?
 Rate from "1" (least similar) to "5" (most similar). 1 2 3 4 5

(3) is there a dog ? True False

(4) is there a red leash ? True False

Figure 10: The example of Human Annotation for determining the **image-text alignment**.

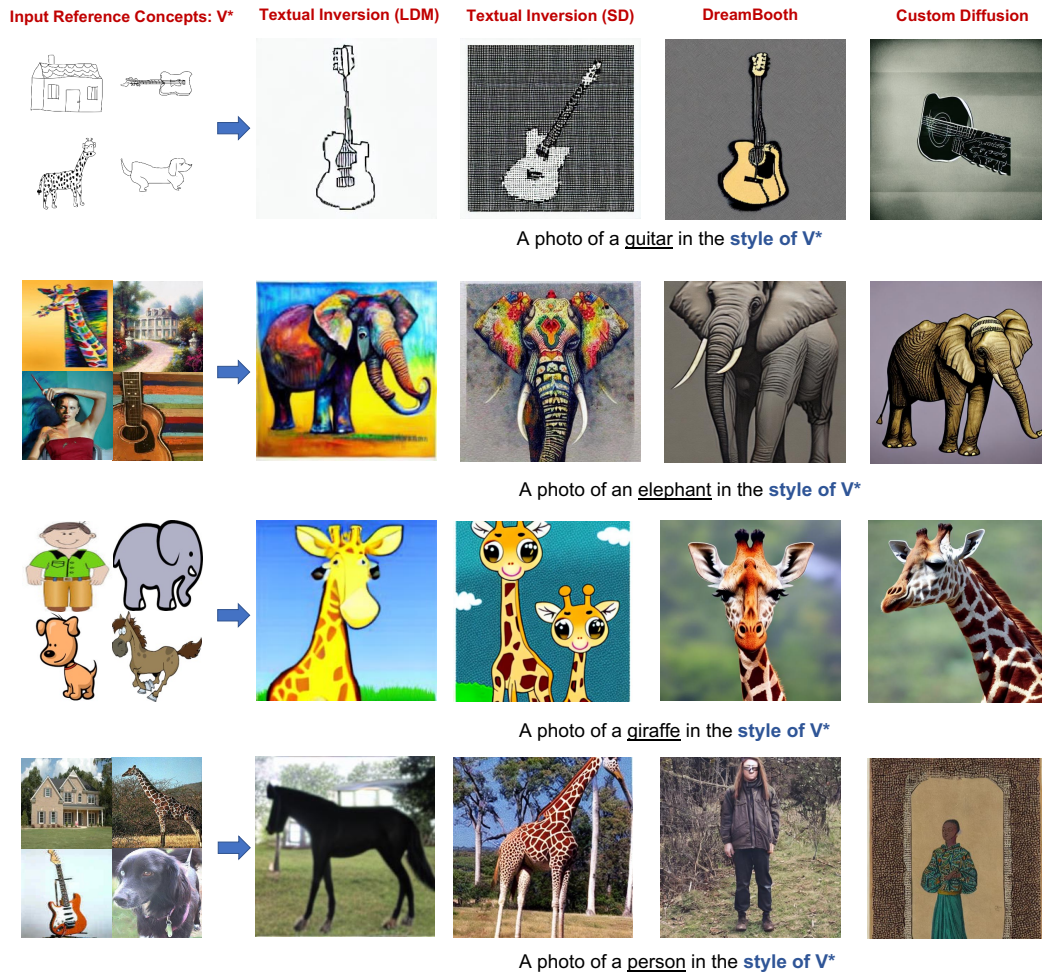


Figure 11: Qualitative examples of the style specific four concepts.




Figure 12: Qualitative examples of the object-specific four concepts.




Figure 13: Qualitative examples from Custom Diffusions at different random seeds. Left most four figures are the target concept images. Top-Right four images are object-specific generated images. While Bottom-Right four generated images are on different composite text prompts.

J Limitations

We introduce the first comprehensive benchmark for large-scale concept learning, encompassing 284 distinct concepts and a vast collection of 33,000 composite prompts. However, there are infinitely many concepts, and evaluating all of them is next to impossible. Therefore, we recommend that future works benchmark the novel methodologies with the combination of both **CONCEPTBED** and selective qualitative examples. While training and evaluating numerous models on an expanded subset of concepts can be resource-intensive, our approach, **CONCEPTBED**, employs an automated strategy that effortlessly scales to incorporate an extensive range of concepts. Our benchmark primarily evaluates concept learning strategies derived from Stable Diffusion models. However, the dataset and evaluation framework we present in **CONCEPTBED** can serve as a good foundation for assessing any text-conditioned concept learners, including inversion methodologies. It is important to note that the limitations inherent to Stable Diffusion models, which form the core of our experiments, extend to other concept learners, such as spatial relationships. Hence, while **CONCEPTBED** utilizes composite text prompts pre-trained on text-to-image models, future work will explore strategies to enable concept learners to adapt rapidly to novel concepts and achieve state-of-the-art performance on our benchmark. In addition to the above, concept learning holds promise for enhancing performance in various application domains, such as refining existing concepts to mitigate potential biases present in Stable Diffusion models and incorporating spatial relations like left/right. These areas offer fertile ground for further exploration and can contribute to the advancement of concept learning techniques. By addressing these limitations and exploring potential application areas, we aim to propel the development of concept learning methods that consistently push the boundaries of performance on the **CONCEPTBED** benchmark.