

# MMSum: A Dataset for Multimodal Summarization and Thumbnail Generation of Videos

Jielin Qiu<sup>1,2</sup>, Jiacheng Zhu<sup>3</sup>, William Han<sup>1</sup>, Aditesh Kumar<sup>1</sup>, Karthik Mittal<sup>1</sup>, Claire Jin<sup>1</sup>, Zhengyuan Yang<sup>2</sup>, Linjie Li<sup>2</sup>, Jianfeng Wang<sup>2</sup>, Ding Zhao<sup>1</sup>, Bo Li<sup>4</sup>, Lijuan Wang<sup>2</sup>

<sup>1</sup>Carnegie Mellon University, <sup>2</sup>Microsoft Azure AI, <sup>3</sup>MIT CSAIL, <sup>4</sup>University of Chicago

{jlieling,wjhan,dingzhao}@andrew.cmu.edu, zjc@mit.edu lbo@illinois.edu

{zhengyang,lindsey.li,jianfw,lijuanw}@microsoft.com

## Abstract

Multimodal summarization with multimodal output (MSMO) has emerged as a promising research direction. Nonetheless, numerous limitations exist within existing public MSMO datasets, including insufficient maintenance, data inaccessibility, limited size, and the absence of proper categorization, which pose significant challenges. To address these challenges and provide a comprehensive dataset for this new direction, we have meticulously curated the **MMSum** dataset. Our new dataset features (1) Human-validated summaries for both video and textual content, providing superior human instruction and labels for multimodal learning. (2) Comprehensively and meticulously arranged categorization, spanning 17 principal categories and 170 subcategories to encapsulate a diverse array of real-world scenarios. (3) Benchmark tests performed on the proposed dataset to assess various tasks and methods, including video summarization, text summarization, and multimodal summarization. To champion accessibility and collaboration, we will release the **MMSum** dataset and the data collection tool as fully open-source resources, fostering transparency and accelerating future developments. Our project website can be found at <https://mmsum-dataset.github.io/>

## 1. Introduction

Multimodal summarization with multimodal output (MSMO) is an emerging research topic spurred by advancements in multimodal learning [8, 25, 29, 52, 108] and the increasing demand for real-world applications such as medical reporting [40], educational materials [64], and social behavior analysis [42]. Most MSMO studies focus on video data and text data, aiming to select the most informative visual keyframes and condense the text content into key points. In this study, we focus on MSMO, which integrates

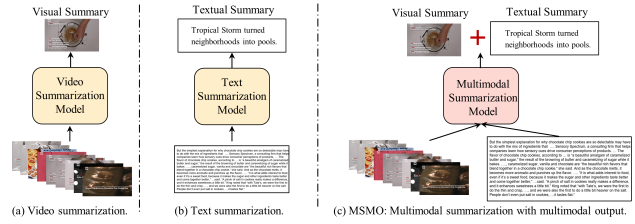


Figure 1. Task comparison of traditional video summarization, text summarization, and MSMO tasks.

both visual and textual information to provide users with comprehensive and representative summaries to enhance user experience [15, 36, 108].

Despite the respective accomplishments of conventional unimodal summarization techniques on video data [28, 59, 66, 96, 101, 105, 109] and text data [11, 46, 50, 51, 103], multimodal summarization continues to pose challenges due to a number of complexities. (1) The intricate nature of multimodal learning necessitates an algorithm capable of exploiting correlated information across different modalities, (2) There is a scarcity of appropriate multimodal datasets that reliably exhibit cross-modal correlations across diverse categories, and (3) There exists a gap in comprehensive evaluation protocols that accurately reflect the efficacy of MSMO methods in terms of their performance on both intermediate interpretations and downstream tasks.

Merging existing video and text datasets appears to be a feasible approach. However, assuring the presence of cross-modal correlations proves challenging [52], not to mention the absence of necessary human verification [57], a vital element in machine learning research. Furthermore, the existing datasets pose several issues, such as inadequate maintenance leading to data unavailability, limited size, and lack of categorization. To address these concerns and offer a comprehensive dataset for this area of study, we have undertaken the task of collecting a new dataset, named **MMSum**. Our contributions are summarised as follows:

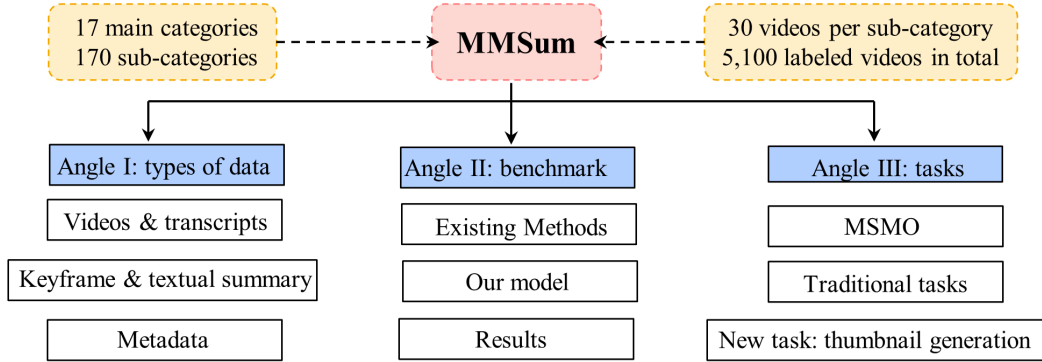


Figure 2. The design of the proposed MMSum dataset is driven by research and application needs.

- **A new MSMO dataset** Introducing MMSum, our newly curated MSMO dataset, specifically designed to cater to a wide range of tasks, with a particular emphasis on MSMO. This extensive dataset offers abundant information that serves as solid support for various research endeavors.
- **Diverse categorization** Within the MMSum dataset, we have meticulously gathered videos spanning 17 primary categories. Each of these main categories further comprises 10 distinct subcategories, culminating in a grand total of 170 subcategories. This comprehensive categorization ensures that the MMSum dataset is exceptionally representative and encompasses a wide range of content.
- **New benchmark** Across a diverse array of tasks, our results can be regarded as a benchmark on this novel real-world dataset.
- **Accessibility** We will open-source the MMSum dataset and the corresponding data collection tool with CC BY-NC-SA License.

## 2. Related Work

**Unimodal Summarization** typically comprises video summarization and text summarization. Video summarization involves extracting key moments that summarize the content of a video by selecting the most informative and essential parts. Traditional video summarization methods primarily rely on visual information. However, recent advancements have introduced category-driven or supervised approaches that generate video summaries by incorporating video-level labels, thereby enhancing the summarization process [20, 53, 75, 88, 105, 106]. Text Summarization involves processing textual metadata, such as documents, articles, tweets, and more, as input, and generating concise textual summaries. The quality of generated summaries has recently been significantly improved through fine-tuning pre-trained language models [39, 99].

**Multimodal Summarization** explored multiple modalities for summary generation. [15, 56, 86, 91] learned the relevance or mapping in the latent space between different modalities. In addition to only generating visual summaries, [3, 35, 108] generated textual summaries by taking audio, transcripts, or documents as input along with videos or images, using seq2seq model [77] or attention mechanism [5]. The methods above explored using multiple modalities’ information to generate single modality output, either textual or visual summary. Recent trends on the MSMO task have also drawn much attention [15, 16, 24, 47, 61, 62, 80, 97, 100, 108]. Specifically, [80] summarized a video and text document into a cover frame and a one-sentence summary. The most significant difference between multimodal summarization and MSMO lies in the inclusion of multiple modalities in the output. (More related work can be found in Appendix G.)

## 3. Angle I: Types of data

### 3.1. Data Collection

In light of the aforementioned challenges inherent in the existing MSMO datasets, we propose a novel dataset named MMSum to address these issues comprehensively and effectively. Our approach involved the collection of a multimodal dataset, primarily sourced from a diverse range of untrimmed videos from YouTube. The collected dataset comprises a rich set of information, including video files and transcripts, accompanied by corresponding video metadata. Additionally, temporal boundaries were meticulously recorded for each segment within the videos. Furthermore, for each segment, we obtained both video summaries and text summaries. It is worth noting that these summaries were directly provided by the authors of the respective videos, ensuring their authenticity and reliability. Moreover, the dataset incorporates comprehensive video metadata, such as titles, authors, URLs, categories, subcategories, and so on. By gathering this diverse range of multimodal data and leveraging the ground-truth video and text

Table 1. Comparison of the modality of different summarization tasks and datasets. Difference between traditional multimodal summarization and MSMO: traditional multimodal summarization still outputs a single-modality summary, while MSMO outputs both modalities’ summaries. Public Availability means whether the data is still publicly available and valid. Structural Summaries means available summaries of each segment, not just for the whole video.

Tasks	Datasets	Input		Output		Public Availability	Categorization	Structural Summaries
		Visual	Textual	Visual	Textual			
Video	TVSum [76]	✓	✗	✓	✗	✓	✗	✓
	SumMe [19]	✓	✗	✓	✗	✓	✗	✓
	VSUMM [12]	✓	✗	✓	✗	✓	✗	✓
Textual	X-Sum [54]	✗	✓	✗	✓	✓	✗	✗
	Pubmed [71]	✗	✓	✗	✓	✓	✗	✗
Multimodal	How2 [68]	✓	✓	✓	✗	✓	✗	✗
	AVIATE [3]	✓	✓	✗	✓	✓	✗	✗
	Daily Mail [108]	✓	✓	✗	✗	✓	✗	✗
MSMO	VMSMO [47]	✓	✓	✓	✓	✗	✗	✗
	MM-AVS [15]	✓	✓	✓	✓	✓	✗	✗
	<b>MMSum (Ours)</b>	✓	✓	✓	✓	✓	✓	✓

summaries provided by the original content creators, we aim to create a valuable and reliable resource.

**Fidelity** Given the limited availability of fully annotated videos with complete and non-missing video summaries and text summaries, we resorted to a manual collection of videos that satisfied all the specified criteria. The meticulous nature of this process ensured that only videos meeting the stringent requirements were included in the dataset. To illustrate the disparities between different tasks and datasets in terms of modalities, we provide a comprehensive comparison in Table 1. For instance, traditional video or text summarization datasets typically encompass either visual or textual information exclusively. While there are datasets available for traditional multimodal summarization, where multiple modalities are used as input, they still produce single-modality summaries. In contrast, the MSMO dataset holds significant value in real-world applications, as it requires multimodal inputs and provides summaries containing both visual and textual elements. Consequently, the collection process for this dataset necessitates acquiring all the requisite information, resulting in a time-consuming endeavor.

**Human Verification** Notably, every video in the MM-Sum dataset undergoes manual verification to ensure high-quality data that fulfills all the specified requirements. For the fidelity verification process, five human experts (3 male and 2 female) each spent 30 days watching the collected videos, understanding the content, and verifying the annotations. The annotators were instructed to pay specific attention to the quality of segmentation boundaries, visual keyframes, and textual summaries. The pre-filtered size of the dataset is 6,800 (40 videos per subcategory). After manual verification and filtering, only 30 of 40 are preserved to

ensure the quality, resulting in the current size of 5,100 (30 videos per subcategory).

**Diversity** During the dataset creation process, we extensively examined existing video datasets such as [44, 107] for reference. Subsequently, we carefully selected 17 main categories to ensure comprehensive coverage of diverse topics. These main categories encompass a wide range of subjects, including *animals, education, health, travel, movies, cooking, job, electronics, art, personal style, clothes, sports, house, food, holiday, transportation, and hobbies*. Each main category is further divided into 10 subcategories based on the popularity of Wikipedia, resulting in a total of 170 subcategories. To illustrate the subcategories associated with each main category, please refer to Figure 3 and Table 6 (in the Appendix). For a more detailed view, a high-resolution version of Figure 3 can be found in Appendix B. To ensure the dataset’s representativeness and practicality, we imposed certain criteria for video inclusion. Specifically, we only collected videos that were longer than 1 minute in duration while also ensuring that the maximum video duration did not exceed 120 minutes. Adhering to these guidelines allows a balance between capturing sufficient content in each video and preventing excessively lengthy videos from dominating the dataset. In total, our dataset comprises 170 subcategories and a grand total of 5,100 videos, all carefully selected to encompass a wide range of topics and characteristics.

### 3.2. Statistics of the Dataset

Figure 4 presents a comprehensive analysis of the MM-Sum dataset’s statistics. Figure 4(a) delves into the distribution of video durations, revealing the average duration spans approximately 15 minutes. In Figure 4(b), we show the distribution of the number of segments per video. The graph in



Figure 3. The 17 main categories of the MMSum dataset, where each main category contains 10 subcategories, resulting in 170 subcategories in total. More details are listed in Table 6.

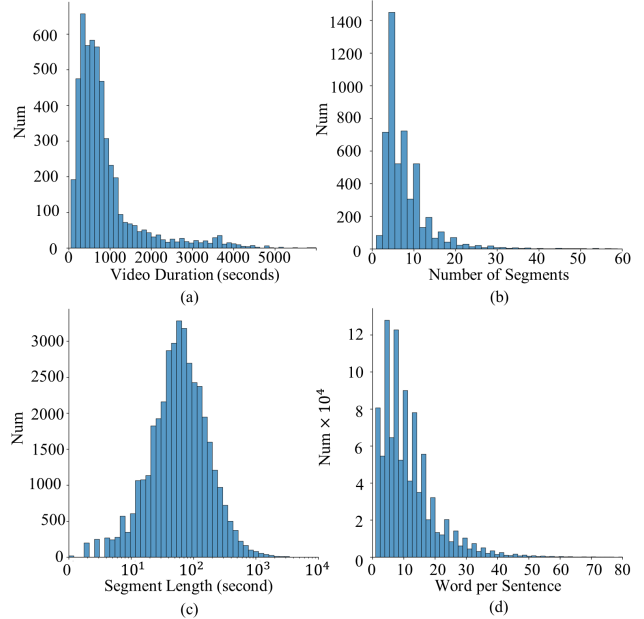


Figure 4. The statistics of the MMSum dataset, which show the distribution of (a) video duration; (b) number of segments per video; (c) segment duration; (d) number of words per sentence.

Table 2. Comparison with existing video summarization and multimodal summarization datasets.

	SumMe [19]	TVSum [76]	OVP [4]	CNN [16]	Daily Mail [16]	Ours
Source	YouTube	YouTube	YouTube	News	News	YouTube
Number of Data	25	50	50	203	1,970	<b>5,100</b>
Total Video Duration (Hours)	1.0	3.5	1.3	7.1	44.2	<b>1229.9</b>
Average Video Duration (mins)	2.4	3.9	1.6	2.1	1.4	<b>14.5</b>
Max Video Duration (mins)	5.4	10.8	3.5	6.9	4.8	<b>115.4</b>
Min Video Duration (mins)	0.5	1.4	0.8	0.3	0.4	1.0
Total Number of Text Tokens	—	—	—	0.2M	1.3M	<b>11.2M</b>
Avg. Keyframes per video	44	70	9.6	7.1	2.9	7.8
Avg. Text Summary Length	—	—	—	29.7	59.6	21.69
Number of Classes	25	10	7	—	—	<b>170</b>

Figure 4(c) captures the distribution of segment durations, showcasing an intriguing resemblance to the Gaussian distribution with an approximate mean of 80 seconds. Figure 4(d) shows the distribution of the number of words per sentence.

### 3.3. Comparison with Existing Datasets

Table 2 presents a comparison between our MMSum dataset and existing video datasets. In contrast to standard video summarization datasets such as SumMe [19], TVSum [76], and OVP [4], our dataset, MMSum, stands out in several aspects. Firstly, the existing datasets lack textual data, whereas MMSum incorporates both video and textual information. Additionally, while the number of videos in SumMe, TVSum, and OVP is under 50, MMSum con-

tains a substantial collection of 5,100 videos. Furthermore, the average duration of the videos in the aforementioned datasets is less than 4 minutes, whereas the videos in MMSum have an average duration of 14.5 minutes. Moreover, MMSum provides a significantly larger number of segments/keyframes per video compared to these standard datasets, making it more suitable for real-world applications. Comparing MMSum with other MSMO datasets like CNN and Daily Mail [16], we find that our dataset first surpasses them in terms of the number of videos. Furthermore, CNN and Daily Mail datasets were not curated based on specific classes; instead, the data was randomly downloaded, resulting in a lack of representativeness. In contrast, MMSum was carefully designed with 17 main categories and 170 subcategories, making it highly representa-



tive and practical. Although there are other MSMO datasets like VMSMO [47], we did not include them in the comparison table due to a large portion of the video links no longer be valid. Therefore, MMSum stands out as a comprehensive and reliable dataset for multimodal summarization tasks. The key distinguishing features of MMSum can be summarized as follows:

- MMSum offers an extensive and large-scale dataset, comprising an impressive collection of 5,100 human-annotated videos.
- The dataset showcases a remarkable range of untrimmed videos, varying in duration from concise 1-minute clips to extensive recordings spanning up to 115 minutes. This diversity allows for a comprehensive exploration of different video lengths and content complexities.
- MMSum’s strength lies in its meticulously crafted main category and subcategory groups, which exhibit an exceptional level of richness and granularity. With a keen focus on real-world applicability, these categories are thoughtfully designed to encapsulate the diverse facets and contexts of video data, ensuring relevance across a wide array of domains.
- To guarantee the highest quality and integrity of the dataset, MMSum undergoes rigorous manual verification. This meticulous process ensures that all modalities and information within the dataset are accurately annotated and readily accessible.

## 4. Angle II: Benchmark

### 4.1. Problem Formulation

The formulation of the MSMO task can be expressed as follows. A video and its corresponding transcripts are denoted as a pair  $(V, X)$ . The video input, represented by  $V$ , consists of a sequence of frames:  $V = (v_1, v_2, \dots, v_N)$ . The corresponding transcripts, denoted as  $X$ , are a sequence of sentences:  $X = (x_1, x_2, \dots, x_M)$ . Note that  $M$  may not equal  $N$  due to one sentence per frame is not guaranteed in real-world videos. It is assumed that each video has a sequence of ground-truth textual summary, denoted as  $Y = (y_1, y_2, \dots, y_L)$ , and a sequence of ground-truth keyframe represented by  $P = (p_1, p_2, \dots, p_L)$ , where  $L$  is the number of segments. The objective of the MSMO task is to generate textual summaries  $\hat{Y}$  that capture the main points of the video, and select keyframes  $\hat{P}$  from  $V$  to be the visual summaries.

### 4.2. Existing Methods

In order to conduct a thorough performance evaluation, we selected a set of established methods as our baselines.

These baselines are chosen based on the public availability of official implementations, ensuring reliable and reproducible results. The selected baseline methods encompass:

- For Video Summarization: Uniform Sampling [27], K-means Clustering [21], VSUMM [12], and Keyframe Extraction [27].
- For Text Summarization: BERT2BERT [81], BART [34] (BART-large-CNN and BART-large-XSUM), Distilbart [72], T5 [63], Pegasus [95], and LED [6].

More details of the baselines within the benchmark can be found in Appendix E. However, due to the absence of publicly available implementations for MSMO methods in the existing literature, there are no suitable methods that can be used as MSMO baselines.

### 4.3. Our Method

To solve the problem mentioned above and provide a MSMO baseline for the collected MMSum dataset, we propose a novel and practical approach to augment the MSMO baseline. Our method, which we have made accessible on our website, comprises two modules: segmentation and summarization. Our model is depicted in Figure 5.

**Segmentation Module** The primary objective of the segmentation module is to partition a given video into smaller segments based on the underlying content. This module operates by leveraging the entire transcript associated with the video, employing a contextual understanding of the text. For the segmentation module, we adopted a hierarchical BERT architecture, which has demonstrated state-of-the-art performance [41]. It comprises two transformer encoders. The first encoder focuses on sentence-level encoding, while the second encoder handles paragraph-level encoding. The first encoder encodes each sentence independently using BERT<sub>LARGE</sub> and then feeds the encoded embeddings into the second encoder. Notably, all sequences commence with a special token [CLS] to facilitate encoding at the sentence level. If a segmentation decision is made at the sentence level, the [CLS] token is utilized as input for the second encoder, which enables inter-sentence relationships to be captured through cross-attention mechanisms. This enables a cohesive representation of the entire transcript, taking into account the contextual dependencies between sentences.

**Summarization Module** Upon segmenting the video, each video segment becomes the input to the summarization module. In line with the model architecture proposed in [30], we construct our summarization module. The summarization module incorporates three main encoders: a frame encoder, a video encoder, and a text encoder. These encoders are responsible for processing the video frames, video content, and corresponding text, respectively, to extract relevant feature representations. Once the features

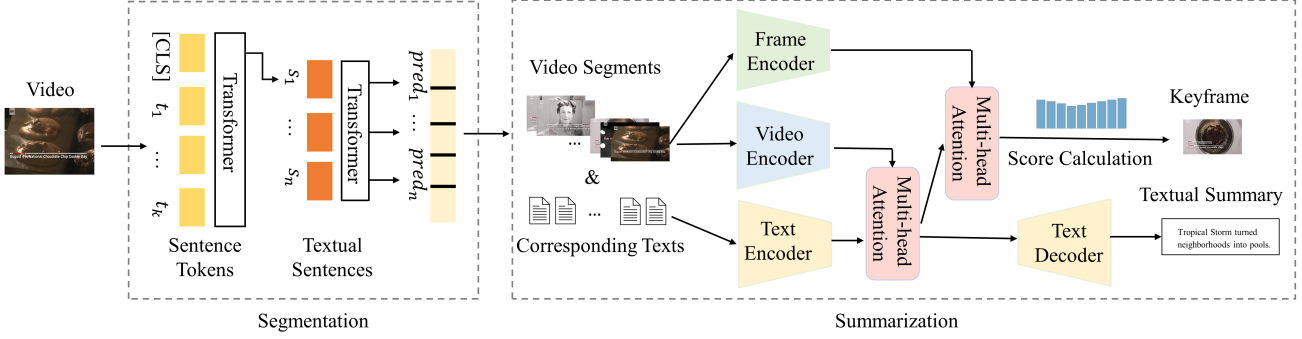


Figure 5. Our model comprises two modules: the segmentation module and the summarization module.

have been extracted, multi-head attention is employed to fuse the learned features from the different encoders, which allows for the integration of information across the modalities, enabling a holistic understanding of the video and its textual content. Following the fusion of features, a score calculation step is performed to select the keyframe, identifying the most salient frame within each video segment. Additionally, a text decoder is utilized to generate the textual summary, leveraging the extracted features and the fused representations. Considering our primary focus on providing a benchmark in this work, we have included model details in Appendix D due to page limit.

## 5. Angle III: Tasks and Results

### 5.1. Types of tasks

Within our dataset, a wealth of information is available, enabling the exploration of various downstream tasks. These tasks encompass video summarization (VS), text summarization (TS), and multimodal video summarization with multimodal output (MSMO). To provide a comprehensive understanding of each task and highlight their distinctions, we have compiled detailed descriptions and comparisons in Appendix C. For the train/val/test split, since our dataset is already randomly collected from YouTube, we designate the last 30% of videos within each subcategory (indexed 21-29) as the testing set. The remaining videos are then assigned to the training set (indexed 00-20) in each subcategory. More results are shown in Appendix F.

### 5.2. Evaluation of Traditional Tasks

**Video Summarization Evaluation** The quality of the chosen keyframe is evaluated by Root Mean Squared Error (RMSE), Structural Similarity Index (SSIM), Signal reconstruction error ratio (SRE), and Spectral angle mapper (SAM), between image references and the extracted video frames [49]. In addition, we also adopted precision, recall, and F1 score based on SSIM for evaluation.

**Text Summarization Evaluation** The quality of generated textual summary is evaluated by standard evaluation

metrics, including BLEU [58], METEOR [13], ROUGE-L [37], CIDEr [83], and BertScore [98], following previous works [10, 47, 70]. ROUGE-1, ROUGE-2, and ROUGE-L refer to the overlap of unigram, bigrams, and the longest common subsequence between the decoded summary and the reference, respectively [37].

### 5.3. Results and Discussion

**Supervised methods outperform unsupervised methods on video summarization** In our video summarization study, we have chosen the following methods as our baseline comparisons: Uniform Sampling [27], K-means Clustering [21], and VSUMM [12]. The results, presented in Table 3, are under various evaluation metrics. For RMSE and SRE, lower values indicate better performance, whereas, for the remaining metrics, higher values are desirable. From Table 3, we can observe that VSUMM showcases the strongest performance among the baseline methods, yet it still falls short compared to our proposed method. But we can conclude that supervised methods outperform unsupervised methods.

**Pretrained large language models can still do well in text summarization** In the context of textual summarization, we have considered a set of representative models as our baseline comparisons: BERT2BERT [81], BART [34] (including BART-large-CNN and BART-large-XSUM), Distilbart [72], T5 [63], Pegasus [95], and Longformer Encoder-Decoder (LED) [6]. The performance of these models is summarized in Table 4. Among the baselines, T5, BART-large-XSUM, BART-large-CNN, and BERT2BERT exhibit superior performance, with T5 demonstrating relatively better results across various text evaluation metrics. In addition, the ROUGE score may not effectively capture performance differences compared to other evaluation metrics, because ROUGE does not take into account the semantic meaning and the factual accuracy of the summaries.

**MSMO results may depend on segmentation results and summarization methods** In the field of MSMO, we en-

Table 3. Comparison of video summarization results (whole-video setting and segment-level setting).

Setting	Model	RMSE ↓	PSNR ↑	SSIM ↑	SRE ↓	Precision ↑	Recall ↑	F1 Score ↑
Whole-video	Uniform [27]	0.479	4.044	0.076	49.808	0.077	0.100	0.049
	K-means [21]	0.348	8.234	0.055	46.438	0.072	0.182	0.103
	VSUMM [12]	0.279	9.226	0.053	44.862	0.054	0.259	0.088
	Ours	<b>0.112</b>	<b>25.280</b>	<b>0.697</b>	<b>23.550</b>	<b>0.320</b>	<b>0.290</b>	<b>0.321</b>
Segment-level	Uniform [27]	0.237	6.307	0.085	42.495	0.186	0.179	0.105
	K-means [21]	0.167	10.123	0.144	46.533	0.123	0.172	0.143
	VSUMM [12]	0.122	18.818	0.258	41.601	0.160	0.207	0.171
	Ours	<b>0.091</b>	<b>36.370</b>	<b>0.698</b>	<b>23.430</b>	<b>0.333</b>	<b>0.275</b>	<b>0.255</b>

Table 4. Comparison of textual summarization results (whole-video setting and segment-level setting).

Setting	Model	BLEU-1 ↑	ROUGE-1 ↑	ROUGE-2 ↑	ROUGE-L ↑	METEOR ↑	CIDEr ↑	SPICE ↑	BertScore ↑
Whole-video	BERT2BERT [81]	22.59	3.75	0.45	3.41	5.65	1.76	2.91	71.12
	BART-large-CNN [34]	29.17	3.19	0.51	3.04	2.99	2.28	11.27	68.84
	BART-large-XSUM [34]	30.91	3.83	0.57	3.59	3.99	2.56	3.71	69.56
	Distilbart [72]	26.46	3.87	3.87	0.47	3.59	2.25	4.16	69.37
	T5 [63]	25.39	3.51	0.43	3.21	4.51	1.97	5.66	70.38
	Pegasus [95]	26.73	3.75	0.52	3.40	4.52	2.38	7.82	68.92
	LED [6]	26.47	3.81	0.25	3.51	3.45	1.78	6.72	68.45
	Ours	<b>32.61</b>	<b>9.41</b>	<b>2.86</b>	<b>9.15</b>	4.01	4.01	10.11	<b>74.46</b>
Segment-level	BERT2BERT [81]	13.58	4.70	1.95	4.53	28.59	11.73	10.13	71.76
	BART-large-CNN [34]	22.79	6.45	2.46	6.32	26.21	20.64	10.13	71.44
	BART-large-XSUM [34]	20.89	7.31	2.77	7.13	29.36	20.90	10.20	71.42
	Distilbart [72]	14.77	1.95	0.15	1.87	23.52	11.83	10.53	66.46
	T5 [63]	16.48	6.17	3.03	5.99	28.22	20.96	10.35	71.95
	Pegasus [95]	16.17	3.41	0.96	3.29	29.82	17.26	10.39	67.81
	LED [6]	16.03	3.80	0.60	3.64	29.81	15.85	10.99	68.46
	Ours	<b>23.36</b>	<b>13.61</b>	<b>4.58</b>	<b>13.24</b>	<b>30.01</b>	<b>21.06</b>	10.28	<b>85.19</b>

countered limitations in accessing the codebases of existing works such as [8, 15, 16, 25, 92, 108]. Therefore, we independently implemented several baselines to evaluate their performance on the MMSum dataset. For this purpose, we utilized LGSS as the segmentation backbone, VSUMM as the video summarizer, and selected text summarizers that exhibited the best performance in text summarization. The results are presented in Table 5. Based on the findings, it is evident that the aforementioned combination approaches still fall short in comparison to our proposed method. This also indicates that the accuracy of temporal segmentation is crucial prior to generating summaries, highlighting it as a critical step and task preceding MSMO.

#### 5.4. Thumbnail Generation

One direct and practical application of the MSMO task is to automatically generate thumbnails for a given video, which has become increasingly valuable in various real-world applications. With the exponential growth of online videos, effective and efficient methods are required to extract visually appealing and informative thumbnail representations. In addition, many author-generated thumbnails involve words or titles that describe the whole video to attract more users. In the context of online platforms, such as video-sharing websites or social media platforms, com-

putting thumbnails can significantly impact user engagement, content discoverability, and overall user experience. The benefits of automated thumbnail generation extend beyond user engagement and content discoverability. In e-commerce, for instance, thumbnails can play a vital role in attracting potential buyers by effectively showcasing products or services. Similarly, in video editing workflows, quick and accurate thumbnail generation can aid content creators in managing and organizing large video libraries efficiently.

In our setting, we take advantage of the results by MSMO, which contain both visual summaries and text summaries, and combine them to generate thumbnails for a given video. In summary, the selected keyframes and generated textual summaries from the MSMO task are subsequently utilized to create the thumbnail. To ensure an aesthetically pleasing appearance, we randomly sample from a corpus of fonts from Google Fonts and font sizes to utilize in the generated thumbnails. Moreover, a random set of coordinates on the selected keyframe is sampled for the placement of the text. Finally, the text is pasted onto the keyframe from the outputted set of coordinates to complete thumbnail generation.

More specifically, the font is randomly selected from 100 fonts, and the size of the font varies by 175 font sizes. Here

Table 5. Comparison of MSMO results.

Methods	Text					Video				
	BLEU $\uparrow$	METEOR $\uparrow$	CIDEr $\uparrow$	SPICE $\uparrow$	BertScore $\uparrow$	PSNR $\uparrow$	SSIM $\uparrow$	Precision $\uparrow$	Recall $\uparrow$	F1 Score $\uparrow$
LGSS + VSUMM + T5	27.35	24.32	3.94	5.57	62.77	16.234	0.198	0.143	0.152	0.147
LGSS + VSUMM + BART-large-XSUM	24.83	24.12	3.97	8.86	39.20	16.234	0.198	0.143	0.152	0.147
LGSS + VSUMM + BERT2BERT	13.26	24.83	3.68	9.23	64.34	16.234	0.198	0.143	0.152	0.147
LGSS + VSUMM + BART-large-CNN	24.93	28.61	3.78	9.84	64.44	16.234	0.198	0.143	0.152	0.147
Ours	<b>33.36</b>	<b>30.31</b>	<b>4.06</b>	<b>10.28</b>	<b>85.19</b>	<b>36.370</b>	<b>0.298</b>	<b>0.233</b>	<b>0.275</b>	<b>0.155</b>

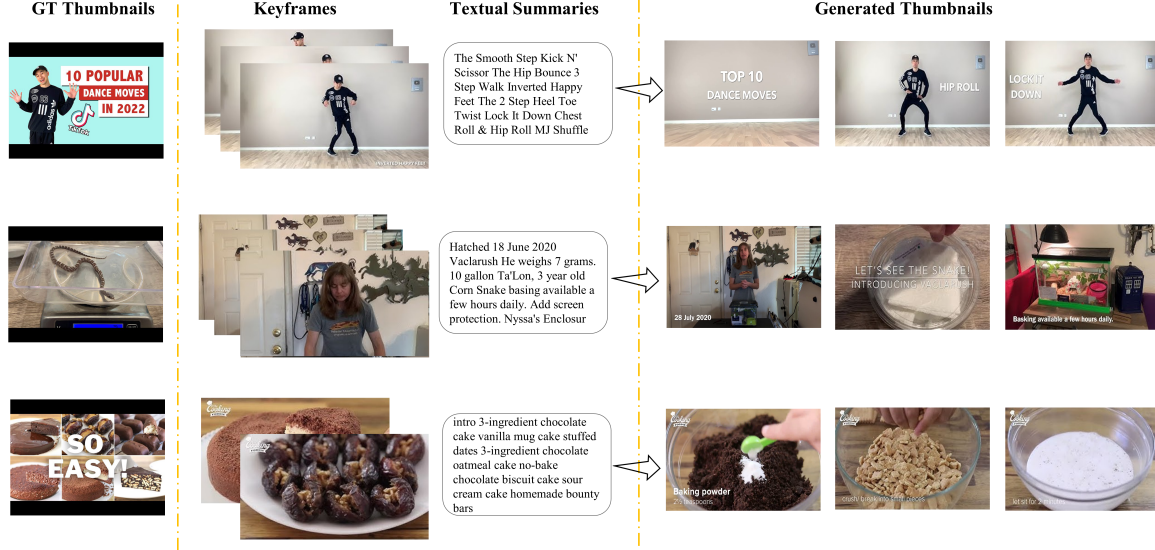


Figure 6. Comparison of GT thumbnails and our generated ones.

we list 20 examples of fonts we used in our experiments: [Roboto, Open Sans, Lato, Montserrat, Raleway, Oswald, Source Sans Pro, Poppins, Noto Sans, Roboto Slab, Merriweather, Ubuntu, PT Sans, Playfair Display, Fira Sans, Nunito, Roboto Condensed, Zilla Slab, Arvo, Muli]. We randomly select one font and a random font size. Given the image size of the selected keyframes, we also randomly select coordinates for where the text should be pasted onto the selected keyframes. We then paste the generated textual summary, which is modified by the randomly selected font and font size, onto the selected keyframes. Some examples are shown in Figure 6. More results can be found in Appendix H.

**Limitations and Future Work Directions** The lack of publicly available MSMO baselines in existing literature underscores a significant gap, emphasizing the need for future efforts in this area. Advancing the field requires tackling the complex task of creating a diverse and extensive collection of baselines.

Despite the progress made in automated thumbnail generation, challenges remain. These include enhancing the accuracy of thumbnail selection, accommodating various video genres and content types, and taking into account user preferences and context-specific requirements.

Moreover, addressing ethical concerns related to potential biases, representation, and content moderation is crucial to ensuring fair and inclusive thumbnail generation. Exploring new quantitative evaluation metrics for the thumbnail generation task could also pave the way for valuable advancements in this domain.

## 6. Conclusion

In this research, our main goal was to overcome the limitations of existing MSMO datasets by creating a comprehensive dataset called MMSum. MMSum was meticulously curated to ensure top-notch quality of MSMO data, making it a valuable resource for tasks like video summarization, text summarization, and multimodal summarization. Additionally, we introduced a novel benchmark based on the MMSum dataset. This benchmark enables researchers and practitioners to assess their algorithms and models across a range of tasks. Moreover, leveraging the results from MSMO, we introduced a new task: automatically generating thumbnails for videos. This innovation has the potential to significantly enhance user engagement, content discoverability, and overall user experience. We hope that our MMSum dataset can contribute to the advancement of research in the MSMO field.



## References

- [1] Sathyanarayanan N. Aakur and Sudeep Sarkar. A perceptual prediction framework for self supervised event segmentation. *CVPR*, pages 1197–1206, 2019. [26](#)
- [2] Evlampios E. Apostolidis, E. Adamantidou, Alexandros I. Metsai, Vasileios Mezaris, and I. Patras. Video summarization using deep neural networks: A survey. *Proceedings of the IEEE*, 109:1838–1863, 2021. [26](#)
- [3] Yash Kumar Atri, Shraman Pramanick, Vikram Goyal, and Tanmoy Chakraborty. See, hear, read: Leveraging multi-modality with guided attention for abstractive text summarization. *ArXiv*, abs/2105.09601, 2021. [2](#), [3](#)
- [4] Sandra Avila, Ana Paula Brandão Lopes, Antonio da Luz, and Arnaldo de Albuquerque Araújo. Vsumm: A mechanism designed to produce static video summaries and a novel evaluation method. *Pattern Recognit. Lett.*, 32:56–68, 2011. [4](#)
- [5] Dzmitry Bahdanau, Kyunghyun Cho, and Yoshua Bengio. Neural machine translation by jointly learning to align and translate. *CoRR*, abs/1409.0473, 2015. [2](#)
- [6] Iz Beltagy, Matthew E. Peters, and Arman Cohan. Longformer: The long-document transformer. *ArXiv*, abs/2004.05150, 2020. [5](#), [6](#), [7](#), [24](#), [25](#), [26](#)
- [7] Brandon Castellano. Intelligent scene cut detection and video splitting tool. <https://bcastell.com/projects/PySceneDetect/>, 2021. [23](#), [25](#)
- [8] Jingqiang Chen and Hai Zhuge. Abstractive text-image summarization using multi-modal attentional hierarchical rnn. In *EMNLP*, pages 4046–4056, 2018. [1](#), [7](#), [25](#)
- [9] Shixing Chen, Xiaohan Nie, David D. Fan, Dongqing Zhang, Vimal Bhat, and Raffay Hamid. Shot contrastive self-supervised learning for scene boundary detection. *CVPR*, pages 9791–9800, 2021. [26](#)
- [10] Xiuying Chen, Shen Gao, Chongyang Tao, Yan Song, Dongyan Zhao, and Rui Yan. Iterative document representation learning towards summarization with polishing. In *EMNLP*, 2018. [6](#)
- [11] Jianpeng Cheng and Mirella Lapata. Neural summarization by extracting sentences and words. In *ACL*, pages 484–494, 2016. [1](#)
- [12] Sandra Eliza Fontes De Avila, Ana Paula Brandão Lopes, Antonio da Luz Jr, and Arnaldo de Albuquerque Araújo. Vsumm: A mechanism designed to produce static video summaries and a novel evaluation method. *Pattern Recognition Letters*, 32(1):56–68, 2011. [3](#), [5](#), [6](#), [7](#), [23](#), [25](#)
- [13] Michael J. Denkowski and Alon Lavie. Meteor universal: Language specific translation evaluation for any target language. In *WMT@ACL*, 2014. [6](#)
- [14] Alexey Dosovitskiy, Lucas Beyer, Alexander Kolesnikov, Dirk Weissenborn, Xiaohua Zhai, Thomas Unterthiner, Mostafa Dehghani, Matthias Minderer, Georg Heigold, Sylvain Gelly, Jakob Uszkoreit, and Neil Houlsby. An image is worth 16x16 words: Transformers for image recognition at scale. *ArXiv*, abs/2010.11929, 2020. [21](#)
- [15] Xiyan Fu, Jun Wang, and Zhenglu Yang. Multi-modal summarization for video-containing documents. *ArXiv*, abs/2009.08018, 2020. [1](#), [2](#), [3](#), [7](#), [22](#), [25](#)
- [16] Xiyan Fu, Jun Wang, and Zhenglu Yang. Mm-avs: A full-scale dataset for multi-modal summarization. In *NAACL*, 2021. [2](#), [4](#), [7](#), [25](#)
- [17] Timnit Gebru, Jamie Morgenstern, Briana Vecchione, Jennifer Wortman Vaughan, Hanna M. Wallach, Hal Daumé, and Kate Crawford. Datasheets for datasets. *Communications of the ACM*, 64:86 – 92, 2018. [13](#)
- [18] Deepti Ghadiyaram, Matt Feiszli, Du Tran, Xueting Yan, Heng Wang, and Dhruv Kumar Mahajan. Large-scale weakly-supervised pre-training for video action recognition. *2019 IEEE/CVF Conference on Computer Vision and Pattern Recognition (CVPR)*, pages 12038–12047, 2019. [21](#)
- [19] Michael Gygli, Helmut Grabner, Hayko Riemenschneider, and Luc Van Gool. Creating summaries from user videos. In *ECCV*, 2014. [3](#), [4](#), [26](#)
- [20] Li Haopeng, Ke Qiuhong, Gong Mingming, and Tom Drummond. Progressive video summarization via multi-modal self-supervised learning. 2022. [2](#), [26](#)
- [21] J. A. Hartigan and M. Anthony. Wong. A k-means clustering algorithm. 1979. [5](#), [6](#), [7](#), [23](#), [25](#)
- [22] Ahmed Hassanien, Mohamed A. Elgharib, Ahmed A. S. Seilem, Mohamed Hefeeda, and Wojciech Matusik. Large-scale, fast and accurate shot boundary detection through spatio-temporal convolutional neural networks. *ArXiv*, abs/1705.03281, 2017. [26](#)
- [23] Eman Hato and Matheel Emaduldeen Abdulmunem. Fast algorithm for video shot boundary detection using surf features. *2019 2nd Scientific Conference of Computer Sciences (SCCS)*, pages 81–86, 2019. [26](#)
- [24] Bo He, Jun Wang, Jielin Qiu, Trung Bui, Abhinav Shrivastava, and Zhaowen Wang. Align and attend: Multi-modal summarization with dual contrastive losses. *ArXiv*, abs/2303.07284, 2023. [2](#)
- [25] Chiori Hori, Huda Alamri, Jue Wang, Gordon Wichern, Takaaki Hori, Anoop Cherian, Tim K Marks, Vincent Cartillier, Raphael Gontijo Lopes, Abhishek Das, et al. End-to-end audio visual scene-aware dialog using multimodal attention-based video features. In *ICASSP*, pages 2352–2356, 2019. [1](#), [7](#), [25](#)
- [26] Zhihu Huang and Jinsong Leng. Analysis of hu’s moment invariants on image scaling and rotation. *2010 2nd International Conference on Computer Engineering and Technology*, 7:V7–476–V7–480, 2010. [23](#), [25](#)
- [27] Shruti Jadon and Mahmood Jasim. Video summarization using keyframe extraction and video skimming. *arXiv preprint arXiv:1910.04792*, 2019. [5](#), [6](#), [7](#), [23](#), [24](#), [25](#)
- [28] Hao Jiang and Yadong Mu. Joint video summarization and moment localization by cross-task sample transfer. In *CVPR*, pages 16388–16398, 2022. [1](#)
- [29] Aman Khullar and Udit Arora. Mast: Multimodal abstractive summarization with trimodal hierarchical attention. *arXiv preprint arXiv:2010.08021*, 2020. [1](#)
- [30] Mateusz Krubiński and Pavel Pecina. Mlask: Multimodal summarization of video-based news articles. In *Findings*, 2023. [5](#), [21](#), [22](#)



- [31] Hilde Kuehne, Alexander Richard, and Juergen Gall. A hybrid rnn-hmm approach for weakly supervised temporal action segmentation. *IEEE Transactions on Pattern Analysis and Machine Intelligence*, 42:765–779, 2020. [26](#)
- [32] Colin S. Lea, Michael D. Flynn, René Vidal, Austin Reiter, and Gregory Hager. Temporal convolutional networks for action segmentation and detection. In *CVPR*, 2017. [26](#)
- [33] Szer Ming Lee, John H. Xin, and Stephen Westland. Evaluation of image similarity by histogram intersection. *Color Research and Application*, 30:265–274, 2005. [23](#), [25](#)
- [34] Mike Lewis, Yinhan Liu, Naman Goyal, Marjan Ghazvininejad, Abdelrahman Mohamed, Omer Levy, Veselin Stoyanov, and Luke Zettlemoyer. Bart: Denoising sequence-to-sequence pre-training for natural language generation, translation, and comprehension. In *ACL*, 2020. [5](#), [6](#), [7](#), [24](#), [25](#), [26](#)
- [35] Haoran Li, Junnan Zhu, Cong Ma, Jiajun Zhang, and Chengqing Zong. Multi-modal summarization for asynchronous collection of text, image, audio and video. In *EMNLP*, 2017. [2](#)
- [36] Mingzhe Li, Xiuying Chen, Shen Gao, Zhangming Chan, Dongyan Zhao, and Rui Yan. Vmsmo: Learning to generate multimodal summary for video-based news articles. *arXiv preprint arXiv:2010.05406*, 2020. [1](#), [22](#)
- [37] Chin-Yew Lin. Rouge: A package for automatic evaluation of summaries. In *ACL 2004*, 2004. [6](#)
- [38] Nayu Liu, Xian Sun, Hongfeng Yu, Wenkai Zhang, and Guangluan Xu. Multistage fusion with forget gate for multimodal summarization in open-domain videos. In *Conference on Empirical Methods in Natural Language Processing*, 2020. [22](#)
- [39] Yang Liu and Mirella Lapata. Text summarization with pre-trained encoders. In *EMNLP*, pages 3730–3740, 2019. [2](#), [26](#)
- [40] Ziyi Liu, Jiaqi Zhang, Yongshuai Hou, Xinran Zhang, Ge Li, and Yang Xiang. Machine learning for multimodal electronic health records-based research: Challenges and perspectives, 2021. [1](#)
- [41] Michal Lukasik, Boris Dadachev, Kishore Papineni, and Gonalo Simões. Text segmentation by cross segment attention. In *EMNLP*, 2020. [5](#)
- [42] Anshu Malhotra and Rajni Jindal. Multimodal deep learning based framework for detecting depression and suicidal behaviour by affective analysis of social media posts. *EAI Endorsed Transactions on Pervasive Health and Technology*, 6(21), 2020. [1](#)
- [43] Antoine Miech, Jean-Baptiste Alayrac, Lucas Smaira, Ivan Laptev, Josef Sivic, and Andrew Zisserman. End-to-end learning of visual representations from uncurated instructional videos. *2020 IEEE/CVF Conference on Computer Vision and Pattern Recognition (CVPR)*, pages 9876–9886, 2019. [21](#)
- [44] Antoine Miech, Dimitri Zhukov, Jean-Baptiste Alayrac, Makarand Tapaswi, Ivan Laptev, and Josef Sivic. HowTo100M: Learning a Text-Video Embedding by Watching Hundred Million Narrated Video Clips. In *ICCV*, 2019. [3](#)
- [45] Antoine Miech, Dimitri Zhukov, Jean-Baptiste Alayrac, Makarand Tapaswi, Ivan Laptev, and Josef Sivic. Howto100m: Learning a text-video embedding by watching hundred million narrated video clips. *2019 IEEE/CVF International Conference on Computer Vision (ICCV)*, pages 2630–2640, 2019. [21](#)
- [46] Derek Miller. Leveraging bert for extractive text summarization on lectures. *arXiv preprint arXiv:1906.04165*, 2019. [1](#)
- [47] Li Mingzhe, Xiuying Chen, Shen Gao, Zhangming Chan, Dongyan Zhao, and Rui Yan. Vmsmo: Learning to generate multimodal summary for video-based news articles. *ArXiv*, abs/2010.05406, 2020. [2](#), [3](#), [5](#), [6](#)
- [48] Jean-Michel Morel and Guoshen Yu. Is the “ scale invariant feature transform ” ( sift ) really scale invariant ? 2010. [23](#), [25](#)
- [49] Markus U. Müller, Nikoo Ekhtiari, Rodrigo M. Almeida, and Christoph Rieke. Super-resolution of multispectral satellite images using convolutional neural networks. *ArXiv*, abs/2002.00580, 2020. [6](#)
- [50] Ramesh Nallapati, Feifei Zhai, and Bowen Zhou. Summarunner: A recurrent neural network based sequence model for extractive summarization of documents. In *Thirty-first AAAI*, 2017. [1](#)
- [51] Ramesh Nallapati, Bowen Zhou, Caglar Gulcehre, Bing Xiang, et al. Abstractive text summarization using sequence-to-sequence rnns and beyond. In *SIGNLL*, pages 280–290, 2016. [1](#)
- [52] Medhini Narasimhan, Anna Rohrbach, and Trevor Darrell. Clip-it! language-guided video summarization. *Advances in Neural Information Processing Systems*, 34:13988–14000, 2021. [1](#)
- [53] Medhini G. Narasimhan, Arsha Nagrani, Chen Sun, Michael Rubinstein, Trevor Darrell, Anna Rohrbach, and Cordelia Schmid. Tl;dw? summarizing instructional videos with task relevance & cross-modal saliency. *ArXiv*, abs/2208.06773, 2022. [2](#), [26](#)
- [54] Shashi Narayan, Shay B. Cohen, and Mirella Lapata. Don’t give me the details, just the summary! topic-aware convolutional neural networks for extreme summarization. *ArXiv*, abs/1808.08745, 2018. [3](#)
- [55] Shashi Narayan, Shay B Cohen, and Mirella Lapata. Ranking sentences for extractive summarization with reinforcement learning. In *NAACL*, pages 1747–1759, 2018. [21](#), [26](#)
- [56] Mayu Otani, Yuta Nakashima, Esa Rahtu, Janne Heikkilä, and Naokazu Yokoya. Video summarization using deep semantic features. *ArXiv*, abs/1609.08758, 2016. [2](#)
- [57] Long Ouyang, Jeffrey Wu, Xu Jiang, Diogo Almeida, Carroll Wainwright, Pamela Mishkin, Chong Zhang, Sandhini Agarwal, Katarina Slama, Alex Ray, et al. Training language models to follow instructions with human feedback. *Advances in Neural Information Processing Systems*, 35:27730–27744, 2022. [1](#)
- [58] Kishore Papineni, Salim Roukos, Todd Ward, and Wei-Jing Zhu. Bleu: a method for automatic evaluation of machine translation. In *ACL*, 2002. [6](#)

- [59] Jungin Park, Jiyoung Lee, Ig-Jae Kim, and Kwanghoon Sohn. Sumgraph: Video summarization via recursive graph modeling. In *ECCV*, pages 647–663. Springer, 2020. [1](#)
- [60] Yair Poleg, Chetan Arora, and Shmuel Peleg. Temporal segmentation of egocentric videos. *2014 IEEE Conference on Computer Vision and Pattern Recognition*, pages 2537–2544, 2014. [26](#)
- [61] Jielin Qiu, Jiacheng Zhu, Mengdi Xu, Franck Démoncourt, Trung Bui, Zhaowen Wang, Bo Li, Ding Zhao, and Hailin Jin. Mhms: Multimodal hierarchical multimedia summarization. *ArXiv*, abs/2204.03734, 2022. [2](#)
- [62] Jielin Qiu, Jiacheng Zhu, Mengdi Xu, Franck Démoncourt, Trung Bui, Zhaowen Wang, Bo Li, Ding Zhao, and Hailin Jin. Semantics-consistent cross-domain summarization via optimal transport alignment. *ArXiv*, abs/2210.04722, 2022. [2](#)
- [63] Colin Raffel, Noam M. Shazeer, Adam Roberts, Katherine Lee, Sharan Narang, Michael Matena, Yanqi Zhou, Wei Li, and Peter J. Liu. Exploring the limits of transfer learning with a unified text-to-text transformer. *ArXiv*, abs/1910.10683, 2019. [5](#), [6](#), [7](#), [24](#), [25](#), [26](#)
- [64] Anil Rahate, Rahee Walambe, Sheela Ramanna, and Ketan Kotecha. Multimodal co-learning: challenges, applications with datasets, recent advances and future directions. *Information Fusion*, 81:203–239, 2022. [1](#)
- [65] Anyi Rao, Linning Xu, Yu Xiong, Guodong Xu, Qingqiu Huang, Bolei Zhou, and Dahua Lin. A local-to-global approach to multi-modal movie scene segmentation. *CVPR*, pages 10143–10152, 2020. [23](#), [25](#), [26](#)
- [66] Mrigank Rochan, Linwei Ye, and Yang Wang. Video summarization using fully convolutional sequence networks. In *Proceedings of the ECCV (ECCV)*, pages 347–363, 2018. [1](#)
- [67] Olga Russakovsky, Jia Deng, Hao Su, Jonathan Krause, Sanjeev Satheesh, Sean Ma, Zhiheng Huang, Andrej Karpathy, Aditya Khosla, Michael S. Bernstein, Alexander C. Berg, and Li Fei-Fei. Imagenet large scale visual recognition challenge. *International Journal of Computer Vision*, 115:211–252, 2014. [21](#)
- [68] Ramon Sanabria, Ozan Caglayan, Shruti Palaskar, Desmond Elliott, Loïc Barrault, Lucia Specia, and Florian Metze. How2: A large-scale dataset for multimodal language understanding. *ArXiv*, abs/1811.00347, 2018. [3](#)
- [69] M. Saquib Sarfraz, Naila Murray, Vivek Sharma, Ali Diba, Luc Van Gool, and Rainer Stiefelhagen. Temporally-weighted hierarchical clustering for unsupervised action segmentation. *CVPR*, pages 11220–11229, 2021. [26](#)
- [70] Abigail See, Peter J. Liu, and Christopher D. Manning. Get to the point: Summarization with pointer-generator networks. In *ACL*, 2017. [6](#), [20](#), [26](#)
- [71] Prithviraj Sen, Galileo Namata, Mustafa Bilgic, Lise Getoor, Brian Gallagher, and Tina Eliassi-Rad. Collective classification in network data. *AI Mag.*, 29:93–106, 2008. [3](#)
- [72] Sam Shleifer and Alexander M. Rush. Pre-trained summarization distillation. *ArXiv*, abs/2010.13002, 2020. [5](#), [6](#), [7](#), [24](#), [25](#), [26](#)
- [73] Panagiotis Sidiropoulos, Vasileios Mezaris, Yiannis Kompatsiaris, Hugo Meinedo, Miguel M. F. Bugalho, and Isabel Trancoso. Temporal video segmentation to scenes using high-level audiovisual features. *IEEE Transactions on Circuits and Systems for Video Technology*, 21:1163–1177, 2011. [26](#)
- [74] Hajar Sadeghi Sokeh, Vasileios Argyriou, Dorothy Ndedi Monekosso, and Paolo Remagnino. Superframes, a temporal video segmentation. *2018 24th International Conference on Pattern Recognition (ICPR)*, pages 566–571, 2018. [26](#)
- [75] Yale Song, Jordi Vallmitjana, Amanda Stent, and Alejandro Jaimes. Tvsum: Summarizing web videos using titles. In *CVPR*, pages 5179–5187, 2015. [2](#), [26](#)
- [76] Yale Song, Jordi Vallmitjana, Amanda Stent, and Alejandro Jaimes. Tvsum: Summarizing web videos using titles. *CVPR*, pages 5179–5187, 2015. [3](#), [4](#), [26](#)
- [77] Ilya Sutskever, Oriol Vinyals, and Quoc V. Le. Sequence to sequence learning with neural networks. In *NIPS*, 2014. [2](#)
- [78] Jiwei Tan, Xiaojun Wan, and Jianguo Xiao. Abstractive document summarization with a graph-based attentional neural model. In *ACL*, pages 1171–1181, 2017. [20](#), [26](#)
- [79] Mingxing Tan and Quoc V. Le. Efficientnet: Rethinking model scaling for convolutional neural networks. *ArXiv*, abs/1905.11946, 2019. [21](#)
- [80] Peggy Tang, Kun Hu, Lei Zhang, Jiebo Luo, and Zhiyong Wang. Tldw: Extreme multimodal summarisation of news videos. *ArXiv*, abs/2210.08481, 2022. [2](#)
- [81] Iulia Turc, Ming-Wei Chang, Kenton Lee, and Kristina Toutanova. Well-read students learn better: On the importance of pre-training compact models. *arXiv preprint arXiv:1908.08962v2*, 2019. [5](#), [6](#), [7](#), [24](#), [25](#), [26](#)
- [82] Ashish Vaswani, Noam M. Shazeer, Niki Parmar, Jakob Uszkoreit, Llion Jones, Aidan N. Gomez, Lukasz Kaiser, and Illia Polosukhin. Attention is all you need. *ArXiv*, abs/1706.03762, 2017. [21](#)
- [83] Ramakrishna Vedantam, C. Lawrence Zitnick, and Devi Parikh. Cider: Consensus-based image description evaluation. *CVPR*, pages 4566–4575, 2015. [6](#)
- [84] Limin Wang, Yuanjun Xiong, Zhe Wang, Yu Qiao, Dahua Lin, Xiaoou Tang, and Luc Van Gool. Temporal segment networks for action recognition in videos. *IEEE Transactions on Pattern Analysis and Machine Intelligence*, 41:2740–2755, 2019. [26](#)
- [85] Zhenzhi Wang, Ziteng Gao, Limin Wang, Zhifeng Li, and Gangshan Wu. Boundary-aware cascade networks for temporal action segmentation. In *ECCV*, 2020. [26](#)
- [86] Huawei Wei, Bingbing Ni, Yichao Yan, Huanyu Yu, Xiaokang Yang, and Chen Yao. Video summarization via semantic attended networks. In *AAAI*, 2018. [2](#)
- [87] Yuxiang Wu and Baotian Hu. Learning to extract coherent summary via deep reinforcement learning. In *AAAI*, pages 5602–5609, 2018. [21](#), [26](#)
- [88] Shuwen Xiao, Zhou Zhao, Zijian Zhang, Xiaohui Yan, and Min Yang. Convolutional hierarchical attention network for query-focused video summarization. *arXiv preprint arXiv:2002.03740*, 2020. [2](#), [26](#)

- [89] Linting Xue, Noah Constant, Adam Roberts, Mihir Kale, Rami Al-Rfou, Aditya Siddhant, Aditya Barua, and Colin Raffel. mt5: A massively multilingual pre-trained text-to-text transformer. In *North American Chapter of the Association for Computational Linguistics*, 2020. 21
- [90] Tiezheng Yu, Wenliang Dai, Zihan Liu, and Pascale Fung. Vision guided generative pre-trained language models for multimodal abstractive summarization. *ArXiv*, abs/2109.02401, 2021. 21, 22
- [91] Yitian Yuan, Tao Mei, Peng Cui, and Wenwu Zhu. Video summarization by learning deep side semantic embedding. *IEEE Transactions on Circuits and Systems for Video Technology*, 29:226–237, 2019. 2
- [92] Amir Zadeh, Minghai Chen, Soujanya Poria, Erik Cambria, and Louis-Philippe Morency. Tensor fusion network for multimodal sentiment analysis. In *EMNLP*, pages 1103–1114, 2017. 7, 25
- [93] HongJiang Zhang, Atreyi Kankanhalli, and Stephen W. Smoliar. Automatic partitioning of full-motion video. *Multimedia Systems*, 1:10–28, 1993. 23, 25
- [94] Haoxin Zhang, Zhimin Li, and Qinglin Lu. Better learning shot boundary detection via multi-task. *Proceedings of the 29th ACM International Conference on Multimedia*, 2021. 26
- [95] Jingqing Zhang, Yao Zhao, Mohammad Saleh, and Peter J. Liu. Pegasus: Pre-training with extracted gap-sentences for abstractive summarization. *ArXiv*, abs/1912.08777, 2019. 5, 6, 7, 24, 25, 26
- [96] Ke Zhang, Wei-Lun Chao, Fei Sha, and Kristen Grauman. Video summarization with long short-term memory. In *ECCV*, pages 766–782. Springer, 2016. 1
- [97] Litian Zhang, Xiaoming Zhang, Junshu Pan, and Feiran Huang. Hierarchical cross-modality semantic correlation learning model for multimodal summarization. In *AAAI*, 2022. 2
- [98] Tianyi Zhang, Varsha Kishore, Felix Wu, Kilian Q. Weinberger, and Yoav Artzi. Bertscore: Evaluating text generation with bert. *ArXiv*, abs/1904.09675, 2019. 6
- [99] Xingxing Zhang, Furu Wei, and Ming Zhou. HIBERT: Document level pre-training of hierarchical bidirectional transformers for document summarization. In *ACL*, pages 5059–5069, 2019. 2, 26
- [100] Zhengkun Zhang, Xiaojun Meng, Yasheng Wang, Xin Jiang, Qun Liu, and Zhenglu Yang. Unims: A unified framework for multimodal summarization with knowledge distillation. In *AAAI*, 2021. 2
- [101] Bin Zhao, Haopeng Li, Xiaoqiang Lu, and Xuelong Li. Reconstructive sequence-graph network for video summarization. *IEEE Transactions on Pattern Analysis and Machine Intelligence*, 44(5):2793–2801, 2021. 1
- [102] Yue Zhao, Yuanjun Xiong, Limin Wang, Zhirong Wu, Xiaohu Tang, and Dahua Lin. Temporal action detection with structured segment networks. *2017 IEEE International Conference on Computer Vision (ICCV)*, pages 2933–2942, 2017. 26
- [103] Ming Zhong, Pengfei Liu, Yiran Chen, Danqing Wang, Xipeng Qiu, and Xuanjing Huang. Extractive summarization as text matching. *arXiv preprint arXiv:2004.08795*, 2020. 1
- [104] Feng Zhou, Fernando De la Torre, and Jessica K. Hodgins. Hierarchical aligned cluster analysis for temporal clustering of human motion. *IEEE Transactions on Pattern Analysis and Machine Intelligence*, 35:582–596, 2013. 26
- [105] Kaiyang Zhou, Yu Qiao, and Tao Xiang. Deep reinforcement learning for unsupervised video summarization with diversity-representativeness reward. In *AAAI*, pages 7582–7589, 2018. 1, 2, 26
- [106] Kaiyang Zhou, T. Xiang, and A. Cavallaro. Video summarization by classification with deep reinforcement learning. In *BMVC*, 2018. 2, 26
- [107] Luowei Zhou, Chenliang Xu, and Jason J Corso. Towards automatic learning of procedures from web instructional videos. In *AAAI*, pages 7590–7598, 2018. 3
- [108] Junnan Zhu, Haoran Li, Tianshan Liu, Yu Zhou, Jiajun Zhang, and Chengqing Zong. Msmo: Multimodal summarization with multimodal output. In *EMNLP*, 2018. 1, 2, 3, 7, 25
- [109] Wencheng Zhu, Jiwen Lu, Jiahao Li, and Jie Zhou. Dsnet: A flexible detect-to-summarize network for video summarization. *IEEE Transactions on Image Processing*, 30:948–962, 2020. 1

## A. Datasheet

These questions were copied from “Datasheets for Datasets” [17].

### A.1. Motivation

The questions in this section are primarily intended to encourage dataset creators to clearly articulate their reasons for creating the dataset and to promote transparency about funding interests. The latter may be particularly relevant for datasets created for research purposes.

- **For what purpose was the dataset created?** Was there a specific task in mind? Was there a specific gap that needed to be filled? Please provide a description.

Multimodal summarization with multimodal output (MSMO) has emerged as a promising research direction. Nonetheless, numerous limitations exist within existing public MSMO datasets, including insufficient upkeep, data inaccessibility, limited size, and the absence of proper categorization, which pose significant challenges to effective research. To address these challenges and provide a comprehensive dataset for this new direction, we have meticulously curated the **MultiSum** dataset.

- **Who created the dataset (e.g., which team, research group) and on behalf of which entity (e.g., company, institution, organization)?**

Our institution (will release the identity later).

- **Who funded the creation of the dataset?** If there is an associated grant, please provide the name of the grantor and the grant name and number.

Our institution (will release the identity later).

- **Any other comments?**

No.

### A.2. Composition

Dataset creators should read through these questions prior to any data collection and then provide answers once data collection is complete. Most of the questions in this section are intended to provide dataset consumers with the information they need to make informed decisions about using the dataset for their chosen tasks. Some of the questions are designed to elicit information about compliance with the EU’s General Data Protection Regulation (GDPR) or comparable regulations in other jurisdictions.

Questions that apply only to datasets that relate to people are grouped together at the end of the section. We recommend taking a broad interpretation of whether a dataset relates to people. For example, any dataset containing text that was written by people relates to people.

- **What do the instances that comprise the dataset represent (e.g., documents, photos, people, countries)?** Are there multiple types of instances (e.g., movies, users, and ratings; people and interactions between them; nodes and edges)? Please provide a description.

Videos, transcripts, keyframes, textual summaries, segmentation boundaries, titles, authors, and thumbnails.

- **How many instances are there in total (of each type, if appropriate)?**

17 main categories and 170 subcategories, 5,100 videos, in a total of 1229.9 hours.

- **Does the dataset contain all possible instances or is it a sample (not necessarily random) of instances from a larger set?** If the dataset is a sample, then what is the larger set? Is the sample representative of the larger set (e.g., geographic coverage)? If so, please describe how this representativeness was validated/verified. If it is not representative of the larger set, please describe why not (e.g., to cover a more diverse range of instances, because instances were withheld or unavailable).

It contains all possible instances.

- **What data does each instance consist of?** “Raw” data (e.g., unprocessed text or images) or features? In either case, please provide a description.

Video, transcripts, keyframes, textual summaries, segmentation boundaries, titles, authors, and thumbnails.

- **Is there a label or target associated with each instance?** If so, please provide a description.

Segmentation boundaries are labels for video temporal segmentation. Keyframes and textual summaries are labels for MSMO. Thumbnails are the ground-truth for thumbnail generation.

- **Is any information missing from individual instances?** If so, please provide a description, explaining why this information is missing (e.g., because it was unavailable). This does not include intentionally removed information, but might include, e.g., redacted text.

No.

- **Are relationships between individual instances made explicit (e.g., users’ movie ratings, social network links)?** If so, please describe how these relationships are made explicit.

N/A.

- **Are there recommended data splits (e.g., training, development/validation, testing)?** If so, please provide a description of these splits, explaining the rationale behind them.

Yes, for the train/val/test split, since our dataset is already randomly collected from YouTube, we designate the last 30% of videos within each subcategory (indexed 21-29) as the testing set. The remaining videos are then assigned to the training set (indexed 00-20) in each subcategory.

- **Are there any errors, sources of noise, or redundancies in the dataset?** If so, please provide a description.

No, but we would expect subjectivity exists in the annotations.

- **Is the dataset self-contained, or does it link to or otherwise rely on external resources (e.g., websites, tweets, other datasets)?** If it links to or relies on external resources, a) are there guarantees that they will exist, and remain constant, over time; b) are there official archival versions of the complete dataset (i.e., including the external resources as they existed at the time the dataset was created); c) are there any restrictions (e.g., licenses, fees) associated with any of the external resources that might apply to a dataset consumer? Please provide descriptions of all external resources and any restrictions associated with them, as well as links or other access points, as appropriate.

The Youtube links to the videos are provided in the public version. If some of the data become unavailable, we can provide the features for those videos.

- **Does the dataset contain data that might be considered confidential (e.g., data that is protected by legal privilege or by doctor–patient confidentiality, data that includes the content of individuals’ non-public communications)?** If so, please provide a description.

No.

- **Does the dataset contain data that, if viewed directly, might be offensive, insulting, threatening, or might otherwise cause anxiety?** If so, please describe why.

No.

If the dataset does not relate to people, you may skip the remaining questions in this section.

- **Does the dataset identify any subpopulations (e.g., by age, gender)?** If so, please describe how these subpopulations are identified and provide a description of their respective distributions within the dataset.

No.

- **Is it possible to identify individuals (i.e., one or more natural persons), either directly or indirectly (i.e., in combination with other data) from the dataset?** If so, please describe how.

No, too many people involved in the videos.



- **Does the dataset contain data that might be considered sensitive in any way (e.g., data that reveals race or ethnic origins, sexual orientations, religious beliefs, political opinions or union memberships, or locations; financial or health data; biometric or genetic data; forms of government identification, such as social security numbers; criminal history)?** If so, please provide a description.

No.

- **Any other comments?**

No.

### A.3. Collection Process

As with the questions in the previous section, dataset creators should read through these questions prior to any data collection to flag potential issues and then provide answers once collection is complete. In addition to the goals outlined in the previous section, the questions in this section are designed to elicit information that may help researchers and practitioners to create alternative datasets with similar characteristics. Again, questions that apply only to datasets that relate to people are grouped together at the end of the section.

- **How was the data associated with each instance acquired?** Was the data directly observable (e.g., raw text, movie ratings), reported by subjects (e.g., survey responses), or indirectly inferred/derived from other data (e.g., part-of-speech tags, model-based guesses for age or language)? If the data was reported by subjects or indirectly inferred/derived from other data, was the data validated/verified? If so, please describe how.

Data resources are publicly available online.

- **What mechanisms or procedures were used to collect the data (e.g., hardware apparatuses or sensors, manual human curation, software programs, software APIs)?** How were these mechanisms or procedures validated?

We open-sourced our data collection tool.

- **If the dataset is a sample from a larger set, what was the sampling strategy (e.g., deterministic, probabilistic with specific sampling probabilities)?**

N/A.

- **Who was involved in the data collection process (e.g., students, crowdworkers, contractors) and how were they compensated (e.g., how much were crowdworkers paid)?**

Students and crowdworkers, and were rewarded with virtual currency.

- **Over what timeframe was the data collected?** Does this timeframe match the creation timeframe of the data associated with the instances (e.g., recent crawl of old news articles)? If not, please describe the timeframe in which the data associated with the instances was created.

No specific timeframe is set.

- **Were any ethical review processes conducted (e.g., by an institutional review board)?** If so, please provide a description of these review processes, including the outcomes, as well as a link or other access point to any supporting documentation.

Yes. The legal counsel reviewed it.

If the dataset does not relate to people, you may skip the remaining questions in this section.

- **Did you collect the data from the individuals in question directly, or obtain it via third parties or other sources (e.g., websites)?**

From YouTube.

- **Were the individuals in question notified about the data collection?** If so, please describe (or show with screenshots or other information) how notice was provided, and provide a link or other access point to, or otherwise reproduce, the exact language of the notification itself.

N/A.

- **Did the individuals in question consent to the collection and use of their data?** If so, please describe (or show with screenshots or other information) how consent was requested and provided, and provide a link or other access point to, or otherwise reproduce, the exact language to which the individuals consented.

We follow the license from YouTube.

- **If consent was obtained, were the consenting individuals provided with a mechanism to revoke their consent in the future or for certain uses?** If so, please provide a description, as well as a link or other access point to the mechanism (if appropriate).

We follow the license from YouTube.

- **Has an analysis of the potential impact of the dataset and its use on data subjects (e.g., a data protection impact analysis) been conducted?** If so, please provide a description of this analysis, including the outcomes, as well as a link or other access point to any supporting documentation.

No.

- **Any other comments?**

No.

#### A.4. Preprocessing/cleaning/labeling

Dataset creators should read through these questions prior to any preprocessing, cleaning, or labeling and then provide answers once these tasks are complete. The questions in this section are intended to provide dataset consumers with the information they need to determine whether the “raw” data has been processed in ways that are compatible with their chosen tasks. For example, text that has been converted into a “bag-of-words” is not suitable for tasks involving word order.

- **Was any preprocessing/cleaning/labeling of the data done (e.g., discretization or bucketing, tokenization, part-of-speech tagging, SIFT feature extraction, removal of instances, processing of missing values)?** If so, please provide a description. If not, you may skip the remaining questions in this section.

No.

- **Was the “raw” data saved in addition to the preprocessed/cleaned/labeled data (e.g., to support unanticipated future uses)?** If so, please provide a link or other access point to the “raw” data.

The dataset will be available on our website.

- **Is the software that was used to preprocess/clean/label the data available?** If so, please provide a link or other access point.

Yes, the data collection tool will be available on our website.

- **Any other comments?**

No.

#### A.5. Uses

The questions in this section are intended to encourage dataset creators to reflect on the tasks for which the dataset should and should not be used. By explicitly highlighting these tasks, dataset creators can help dataset consumers to make informed decisions, thereby avoiding potential risks or harms.

- **Has the dataset been used for any tasks already?** If so, please provide a description.

Yes, the dataset has been used for a series of tasks, including video temporal segmentation, video summarization, text summarization, multimodal summarization (MSMO), and thumbnail generation.

- **Is there a repository that links to any or all papers or systems that use the dataset?** If so, please provide a link or other access point.

Yes, it will be released on our website.

- **What (other) tasks could the dataset be used for?**

Video related, multimodal related.

- **Is there anything about the composition of the dataset or the way it was collected and preprocessed/cleaned/labeled that might impact future uses?** For example, is there anything that a dataset consumer might need to know to avoid uses that could result in unfair treatment of individuals or groups (e.g., stereotyping, quality of service issues) or other risks or harms (e.g., legal risks, financial harms)? If so, please provide a description. Is there anything a dataset consumer could do to mitigate these risks or harms?

No.

- **Are there tasks for which the dataset should not be used?** If so, please provide a description.

No.

- **Any other comments?**

No.

## A.6. Distribution

Dataset creators should provide answers to these questions prior to distributing the dataset either internally within the entity on behalf of which the dataset was created or externally to third parties.

- **Will the dataset be distributed to third parties outside of the entity (e.g., company, institution, organization) on behalf of which the dataset was created?** If so, please provide a description.

No.

- **How will the dataset will be distributed (e.g., tarball on website, API, GitHub)?** Does the dataset have a digital object identifier (DOI)?

Self-contained website.

- **When will the dataset be distributed?**

Will be released soon.

- **Will the dataset be distributed under a copyright or other intellectual property (IP) license, and/or under applicable terms of use (ToU)?** If so, please describe this license and/or ToU, and provide a link or other access point to, or otherwise reproduce, any relevant licensing terms or ToU, as well as any fees associated with these restrictions.

CC BY-NC-SA License.

- **Have any third parties imposed IP-based or other restrictions on the data associated with the instances?** If so, please describe these restrictions, and provide a link or other access point to, or otherwise reproduce, any relevant licensing terms, as well as any fees associated with these restrictions.

No.

- **Do any export controls or other regulatory restrictions apply to the dataset or to individual instances?** If so, please describe these restrictions, and provide a link or other access point to, or otherwise reproduce, any supporting documentation.

No.

- **Any other comments?**

No.

## A.7. Maintenance

As with the questions in the previous section, dataset creators should provide answers to these questions prior to distributing the dataset. The questions in this section are intended to encourage dataset creators to plan for dataset maintenance and communicate this plan to dataset consumers.

- **Who will be supporting/hosting/maintaining the dataset?**

Our institute.

- **How can the owner/curator/manager of the dataset be contacted (e.g., email address)?**

We will provide the contact information on the webpage.

- **Is there an erratum?** If so, please provide a link or other access point.

We will provide the contact information on the webpage.

- **Will the dataset be updated (e.g., to correct labeling errors, add new instances, delete instances)?** If so, please describe how often, by whom, and how updates will be communicated to dataset consumers (e.g., mailing list, GitHub)?

Currently no, but we will post an announcement on the website once there is a new version available.

- **If the dataset relates to people, are there applicable limits on the retention of the data associated with the instances (e.g., were the individuals in question told that their data would be retained for a fixed period of time and then deleted)?** If so, please describe these limits and explain how they will be enforced.

No.

- **Will older versions of the dataset continue to be supported/hosted/maintained?** If so, please describe how. If not, please describe how its obsolescence will be communicated to dataset consumers.

Yes. All the released versions will be hosted on the same website.

- **If others want to extend/augment/build on/contribute to the dataset, is there a mechanism for them to do so?** If so, please provide a description. Will these contributions be validated/verified? If so, please describe how. If not, why not? Is there a process for communicating/distributing these contributions to dataset consumers? If so, please provide a description.

Under the same license and contact our team.

- **Any other comments?**

No.

## A.8. URL to Website

Will be available soon.

## A.9. Responsibility Statement

The authors declare that they bear all responsibility for violations of rights related to this dataset.

## A.10. Hosting, licensing, and maintenance plan

The dataset will be properly hosted and maintained through our website. The dataset is under CC BY-NC-SA License.

## A.11. Data Format

The released dataset includes (1) the annotation files in the *.json* format, including video transcripts, video segmentation boundaries, textual summaries for each segment, titles, authors, and timestamps. (2) the keyframe files in the *.png* format. (3) The thumbnail files in the *.png* format.

## A.12. Long-term preservation

The authors guarantee that the dataset will be properly hosted and maintained through our website for a long time.

## B. Categories of MMSum Dataset



Figure 7. The 17 categories (with 10 subcategories each) of the MMSum dataset, resulting in 170 subcategories in total.



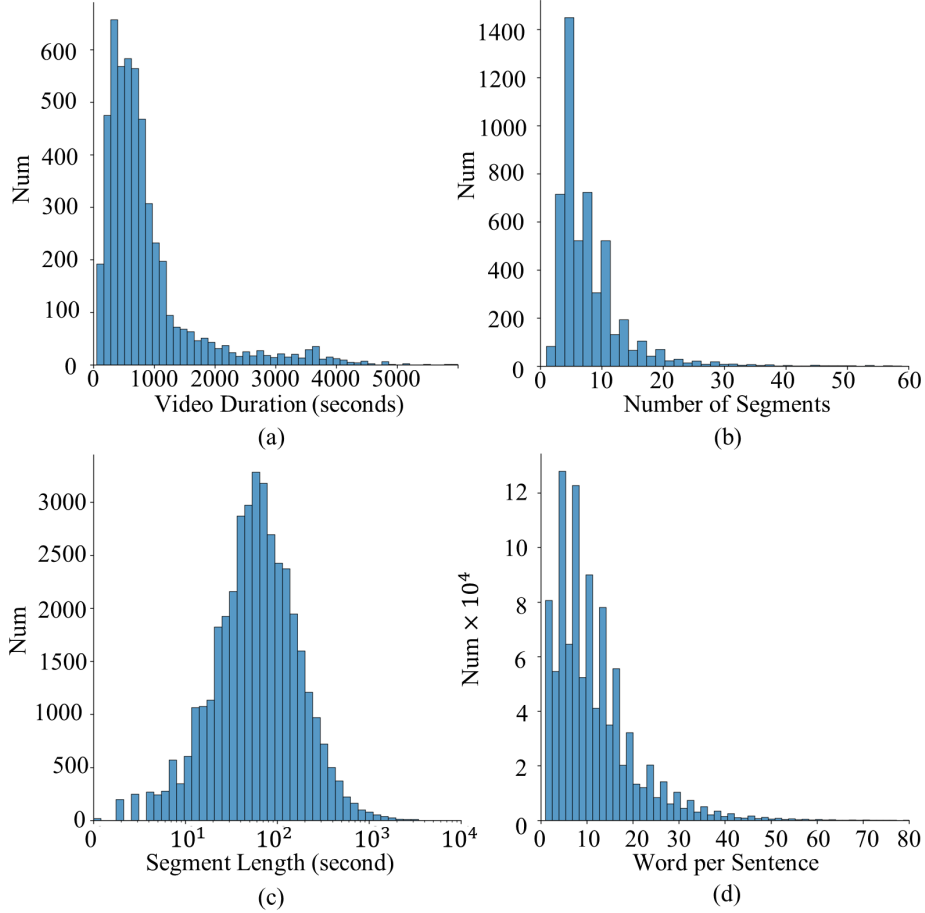


Figure 8. The statistics of the MMSum dataset, which show the distribution of (a) video duration; (b) number of segments per video; (c) segment duration; (d) number of words per sentence

### C. Tasks

Our dataset contains sufficient information, making it possible to conduct many downstream tasks, such as video temporal segmentation (VTS), video summarization (VS), text summarization (TS), and multimodal video summarization with multimodal output (MSMO). To make it more clear, we highlight the description of each task and the differences between them.

**Video Temporal Segmentation (VTS)** Video temporal segmentation (VTS) is the process of partitioning a video sequence into disjoint sets of consecutive frames that are homogeneous according to some defined criteria. Normally, VTS aims at splitting the whole video into several small segments based on video scene change, which is also related to video shot detection and video transition detection. Multimodal Video Temporal Segmentation (M-VTS) differs from VTS, where textual data (video transcript) is also used as inputs for splitting the input video into small video segments.

**Video Summarization (VS)** Video Summarization aims at generating a short synopsis that summarizes the video content by selecting the most informative and vital parts. The input only contains visual information and uses computer vision mechanisms to generate summaries.

**Text Summarization (TS)** Textual summarization takes textual metadata, i.e., documents, articles, tweets, etc, as input, and generates textual summaries, in two directions: abstractive summarization and extractive summarization. Abstractive methods select words based on semantic understanding, and even the words may not appear in the source [70, 78]. Extractive

Table 6. Categories and sub-categories for the MMSum dataset.

Category	Sub-categories	Number
Animals	Dog, Wildlife, Cat, Fish, Birds, Insect, Snakes, Pet, Amphibians, Reptile	$30 \times 10 = 300$
Education	School, Club, Teacher, Speaking, Listening, Writing, Presentation, Math, Computer, Team-work	$30 \times 10 = 300$
Health	Mental, Injury, Medication, Digestive health, Dental, Optical, Reproductive, Skin, Brain health, Cardiac	$30 \times 10 = 300$
Travel	Museum, Park, Sea, Beach, Mountain, Lake, Hotel, Resort, Camping, Hiking	$30 \times 10 = 300$
Movies	Action movie, Comedy, Romance, Science fiction, Horror, Drama, Cartoon, Documentary, Adventure, Crime	$30 \times 10 = 300$
Cooking	Broiling, Grilling, Roasting, Baking, Sauteing, Boiling, Steaming, Poaching, Simmering, Stewing	$30 \times 10 = 300$
Job	Manager, Researcher, Chef, Police, Lawyer, Salesman, Mechanic, Banker, Doctor, Waiter	$30 \times 10 = 300$
Electronics	laptop, TV, Phone, Software, Internet, Camera, Audio, Headphone, Hardware, Monitor	$30 \times 10 = 300$
Art	Crafts, Photography, Painting, Collection, Drawing, Digital art, sculpting, pottery, glass craft, calligraphy	$30 \times 10 = 300$
Personal Style	Grooming, Fashion, Personal Hygiene, Tattoos, Scarf, Hair Style, Makeup, Dressing, Tie, Formal	$30 \times 10 = 300$
Clothes	Sweater, Jeans, Shirt, Socks, Coat, Pants, Hat, Gloves, Dress, Shoes	$30 \times 10 = 300$
Sports	Outdoor recreation, Team sports, Tennis, Football, Basketball, Climbing, Skiing, Swimming, Fishing, Yoga	$30 \times 10 = 300$
House	Building, Garden, Pool, Bathroom, Bedroom, Kitchen, Repairment, Moving, Decoration, Furniture	$30 \times 10 = 300$
Food	Fruit, Vegetable, Drink, Meat, Seafood, Snacks, Dessert, Breakfast, Lunch, Dinner	$30 \times 10 = 300$
Holiday	Halloween, Christmas, Labor day, Thanksgiving, Valentines day, Mother's day, Birthday, National day, New year, Father's day	$30 \times 10 = 300$
Transportation	Car, Train, Bus, Boat, Bike, Airplane, Motorcycle, Truck, Trailer, Scooter	$30 \times 10 = 300$
Hobbies	Dancing, Singing, Playing cards, Reading, Chess, Board games, Team games, Volunteer work, Instrument, Exercise	$30 \times 10 = 300$
Total		$17 \times 30 \times 10 = 5,100$

methods attempt to summarize language by selecting a subset of words that retain the most critical points, which weights the essential part of sentences to form the summary [55, 87].

**Multimodal Summarization with Multimodal Output (MSMO)** MSMO aims to produce both visual and textual summaries for a given video. Different from pure video summarization, MSMO takes both visual and textual information as inputs and outputs both visual and textual summaries.

## D. More Details about Our Model

**Text Encoder** The Transformer encoder [82] is employed to convert the text into a sequence of token embeddings. Inspired by [30, 90], we initialize the encoder's weights using the pre-trained mT5 model [89]. To investigate the impact of task-specific pre-training, we fine-tune mT5 on the text-to-text summarization task, where  $X_{enc} = \text{TextEncoder}(X)$ .

**Video Encoder** To capture short-term temporal dependencies, we utilize 3D convolutional networks as in [30]. We partition the video into non-overlapping frame sequences and employ a 3D CNN network for feature extraction. Specifically, we utilize two different feature extractors. Firstly, we utilize the R(2 + 1)D model trained by [18] for video action recognition on weakly-supervised social-media videos. Secondly, we utilize the visual component of the S3D Text-Video model trained in a self-supervised manner by [43] on the HowTo100M dataset [45]. To incorporate long-term temporal dependencies, we process the sequence of video features using a Transformer encoder. This enables us to effectively capture and model the relationships between video frames over an extended duration, where  $V_{enc} = 3D-CNN(V)$ ,  $V_{enc} = \text{VideorEncoder}(V_{enc})$ .

**Frame Encoder** To facilitate the selection of a specific frame as a cover picture, we require frame-level representations [30]. In our experimental setup, we sample one frame per second from the video. For feature extraction, we employ two models: EfficientNet [79] and Vision Transformer (ViT) [14]. Both models were pre-trained on the ImageNet dataset [67] for image classification tasks. To provide contextual information, we process the sequence of frame features using a Transformer

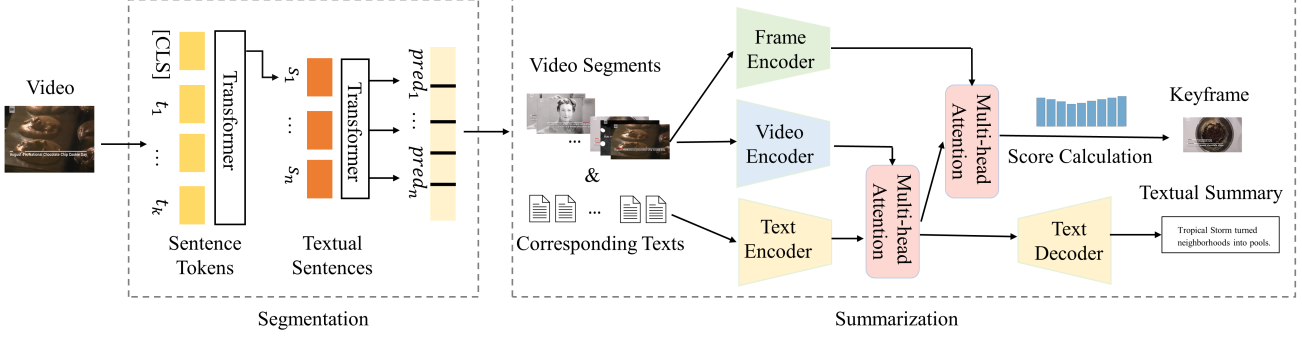


Figure 9. An overview of our model.

encoder, which captures the relationships and dependencies between the frame-level representations, enabling a more comprehensive understanding of the video content. Before applying the Transformer encoder, we ensure that both the video features and frame features have the same dimensions as the hidden states of the text encoder. In the case of a single model, the two sets of features are concatenated together before undergoing the projection step.

$$V_{\text{frame}} = \text{CNN}(\text{Sample}(V)), V_{\text{frame}} = \text{FrameEncoder}(V_{\text{frame}}) \quad (1)$$

**Multi-head Attention** In line with the study conducted by [30, 90], which explored various methods of integrating visual information into pre-trained generative language models, we adopt the approach of multi-head attention-based fusion. This technique allows us to obtain a vision-guided text representation by incorporating visual information into the model. The fusion process takes place after the last encoder layer, ensuring that both textual and visual inputs are combined effectively to enhance the overall representation.

$$\begin{aligned} Q &= X_{\text{enc}} W_q, Q \in \mathbb{R}^{M \times d}, K = V_{\text{enc}} W_k, K \in \mathbb{R}^{N' \times d} \\ V &= V_{\text{enc}} W_v, V \in \mathbb{R}^{N' \times d}, \tilde{X}_{\text{enc}} = \text{MHA}(Q, K, V), \tilde{X}_{\text{enc}} \in \mathbb{R}^{M \times d} \end{aligned} \quad (2)$$

As recommended by [30, 38], we incorporate the use of the forget gate mechanism (FG) in our model. This mechanism enables the model to filter out low-level cross-modal adaptation information. By utilizing the forget gate, our model can selectively retain and focus on the most relevant and informative features, disregarding less important or noisy information during the cross-modal fusion process. This helps improve the overall performance and robustness of the model in handling multimodal data.

$$\hat{X}_{\text{enc}} = \text{FG}(X_{\text{enc}}, \tilde{X}_{\text{enc}}), \hat{X}_{\text{enc}} \in \mathbb{R}^{M \times d} \quad (3)$$

To obtain the text+video guided frame representations, we employ the same multi-head attention mechanism. However, in this case, we substitute the input  $X_{\text{enc}}$  with  $V_{\text{frame}}$  and  $V_{\text{enc}}$  with  $\hat{X}_{\text{enc}}$ . By using the video frame features  $V_{\text{frame}}$  and the transformed text representations  $\hat{X}_{\text{enc}}$ , we generate the guided frame representations  $\hat{V}_{\text{frame}}$  through the multi-head attention process. This allows us to effectively incorporate both textual and visual information, guiding the frame-level representations based on the context provided by the text and video.

**Text Decoder** To generate the textual summary, we employ a standard Transformer decoder, initializing its weights with the mT5 checkpoint. The vision-guided text representation  $\hat{X}_{\text{enc}}$  serves as the input to the decoder. During training, we utilize the standard negative log-likelihood loss (NLLLoss) with respect to the target sequence  $Y$ . This loss function measures the dissimilarity between the predicted summary generated by the model and the ground truth summary, allowing the model to learn and improve its summary generation capabilities through backpropagation.

$$\hat{Y} = \text{TransformerDecoder}(\hat{X}_{\text{enc}}), \mathcal{L}_{\text{text}} = \text{NLLLoss}(\hat{Y}, Y) \quad (4)$$

To obtain the labels  $C$  for the cover picture (cover frame) selection, we calculate the cosine similarity between the CNN features of the reference cover picture and the candidate frames. In most instances, the similarity values fall within the range of  $[0, 1]$ , while the remaining negative values are mapped to 0. Previous studies such as [36] and [15] considered the frame with the maximum cosine similarity as the ground truth (denoted as  $C_{\text{max}}$ ), while considering the other frames as negative samples. However, upon analyzing the cosine similarity patterns, we observed that some videos exhibit multiple peaks or

consecutive sequences of frames with very similar scores, capturing still scenes. We recognized that this could potentially harm the model’s performance, as very similar frames might be labeled as both positive and negative examples. To address this issue, in addition to the binary labels  $C_{\max}$ , we introduce smooth labels denoted as  $C_{\text{smooth}}$ . These smooth labels assign to each frame its cosine similarity score with the reference cover picture. By incorporating the smooth labels, we aim to provide a more nuanced and continuous representation of the frame similarities, allowing the model to learn from a broader range of similarity scores during the training process.

In our approach, we utilize a projection matrix to map the text+video guided frame representations  $\hat{V}_{\text{frame}}$  to a single dimension. This dimension reduction step allows us to obtain a compact representation of the frame features. Subsequently, we train the model using the binary cross-entropy (CE) loss, where the target labels  $C$  can either be  $C_{\max}$  or  $C_{\text{smooth}}$ . To train the entire model in an end-to-end fashion, we minimize the sum of losses  $\mathcal{L}$ , which includes the negative log-likelihood loss for textual summary generation and the binary cross-entropy loss for cover picture selection. By jointly optimizing these losses, the model learns to generate accurate summaries and make effective cover picture selections based on the input text and video. Please note that  $\mathcal{L}$  refers to the combined loss function that encompasses both the negative log-likelihood loss for summary generation and the binary cross-entropy loss for cover picture selection.

$$\hat{C} = \hat{V}_{\text{frame}} W_p, W_p \in \mathbb{R}^{d \times 1}, \mathcal{L}_{\text{image}} = \text{CE}(\hat{C}, C), \mathcal{L} = \mathcal{L}_{\text{text}} + \mathcal{L}_{\text{image}} \quad (5)$$

## E. Baseline Implementation Details

### E.1. Video Temporal Segmentation

**Video Temporal Segmentation Evaluation** For VTS, we followed [65] and adopted four common metrics: (1) Average Precision (AP); (2) F1 score; (3)  $M_{iou}$ : a weighted sum of the intersection of the union of a detected scene boundary with respect to its distance to the closest ground-truth scene boundary; and (4) Recall@ $k$ s: recall at  $k$  seconds ( $k = \{3, 5, 10\}$ ), the percentage of annotated scene boundaries which lies within  $k$ -second window of the predicted boundary.

The performance of video temporal segmentation has a great impact on the final performance, so in this section, we compare the performance of VTS with several baselines: Histogram Intersect [33], Moment Invariant [26], Twin Comparison [93], PySceneDetect [7], and LGSS [65].

**Histogram Intersect** We predict video boundaries at time  $t$  when the overlap of color histograms in consecutive frames of the video

$$\frac{\sum_b \min(H_{t,b}, H_{t-1,b})}{\sum H_{t-1}} \geq 0.5 \quad (6)$$

As in the original work [33], we weighted the H, S, and V channels of the base image 0.5, 0.3, 0.2 when constructing the histogram.

**Moment Invariant** We predict video boundaries at time  $t$  when the distance between the Hu image moments of consecutive frames of the video  $\text{dist}_{Hu}(I_t, I_{t-1}) \geq 0.3$ .

**Twin Comparison** We define hyperparameters  $T_s = 16, T_b = 3750$ , such that the algorithm predicts the start of a segment at time  $t$  where the difference between consecutive frames  $D_{t,t-1} > T_s$ , and the end of a segment at  $t'$  when  $D_{t,t'} > T_b$ .

**PySceneDetect** We run the tool with hyperparameters  $\text{adaptive\_threshold} = 64, \text{min\_scene\_length} = 5$ .

**LGSS** We identify boundaries where the mean difference across channels H, S, and V between consecutive frames of the video  $D_{HSV} \geq 20$  [65].

### E.2. Video Summarization

For video summarization, we selected the following representative methods as our baselines: Uniform Sampling [27], K-means Clustering [21], Scale Invariant Feature Transform (SIFT) [48], VSUMM [12], and Keyframe Extraction [27].

**Uniform Sampling** We downsample the videos to 1 frame per second before taking 5 percent of the video frames, evenly spacing them throughout the video to have a uniform sample of key frames.

**K-means Clustering** We compute the video’s histogram per frame and apply K-means to find relevant frames for the summarization process. To extract the required images, images were captured at 1 FPS using the cv2 library.

**Scale Invariant Feature Transform (SIFT)** We again downsample videos to 1 frame per second, then compute the Euclidean distance between the SIFT feature vectors of adjacent keyframes and select those with a difference greater than some threshold. For the segment-level summarization, we take the maximum, and for the whole-video summarization, we select keyframes whose differences from the previous keyframe are greater than the average.

**VSUMM** For VSUMM, we use a sampling rate the same as the fps of the video.

**Keyframe Extraction** Using the video downsampled to 1 fps, we sampled one out of every 3 frames. We then use the differences of adjacent frames (represented as a CNN feature vector) to define scenes in the video. We set the threshold for drawing scene boundaries to 0.65. Using K-means and Euclidean distance, we cluster the keyframes per scene and then remove redundant candidate keyframes from the same scene using a threshold of 0.8. [27].

### E.3. Text Summarization

For textual summarization, we selected the following representative models as our baselines: BERT2BERT [81], BART [34] (BART-large-CNN and BART-large-XSUM), Distilbart [72], T5 [63], Pegasus [95], and Longformer Encoder-Decoder (LED) [6].

**BERT2BERT** Through an encoder-decoder architecture with the auto-regressive generation, we predict summaries from the extracted text at time  $t$ . Tokenized length  $T_m$  and summary length  $S_m$  are bounded as follows:  $T_m \leq 512, 2 \leq S_m \leq 15$ . Additional parameters include: *truncation* = True, *padding* = "max-length", *skip\_special\_tokens* = True. The pretrained model used can be found in the transformers library under BertTokenizerFast.

**BART-large-CNN** Using an encoder-encoder framework, the BART-large-CNN model first corrupts text with a noising function, then reconstructs this text with a CNN. Tokenized length  $T_m$  and summary length  $S_m$  are bounded as follows:  $T_m \leq 512, 1 \leq S_m \leq 10$ . Additional parameters include: *num\_beams* = 2, *clean\_up\_tokenization\_space* = True. The pretrained Facebook model used can be found in the transformers library under BartForConditionalGeneration.

**BART-large-XSUM** Similar to BART-large-CNN, BART-large-XSUM employs a transformer-based neural machine translation architecture, effective in text generation and comprehension. Tokenized length  $T_m$  and summary length  $S_m$  are bounded as follows:  $T_m \leq 512, 1 \leq S_m \leq 10$ . Additional parameters include: *num\_beams* = 2, *skip\_special\_tokens* = True.

**Distilbart** We use distilbart-cnn-6-6, which copies alternating layers from the BART-large-CNN model and integrates MSE loss from the tinybert model. Tokenized length  $T_m$  and summary length  $S_m$  are bounded as follows:  $T_m \leq 512, 4 \leq S_m \leq 15$ . A pretrained model from the transformers library was implemented: "ml6team/distilbart-tos-summarizer-tosdr".

**T5** T5 integrates supervised and unsupervised tasks in an encoder-decoder framework. We used the "t5-small" model, having optimized runtime compared to other T5 models. Summary length  $S_m$  was bounded as follows:  $2 \leq S_m \leq 15$ . Additional parameters include: *num\_beams* = 4, *no\_repeat\_ngram\_size* = 2, *early\_stopping* = True.

**Pegasus** Pegasus masks important sentences from the text, combining these into an output sequence to develop an informative summary; we used the "pegasus-xsum" model, being the most fine-tuned. Summary length  $S_m$  was bounded as follows:  $2 \leq S_m \leq 15$ . Additional parameters include: *padding* = longest, *truncation* = True.

**Longformer Encoder-Decoder (LED)** LED employs similar architectures to the BART model; however, it works better on longer input text (over 1024 tokens). We used the "led-large-16384" model; some parameters include: *repetition\_penalty* = 3.5, *encoder\_no\_repeat\_ngram\_size* = 3, *early\_stopping* = True, *no\_repeat\_ngram\_size* = 3. Tokenizer length  $S_m$  was bounded as follows:  $16 \leq T_m \leq 256$ .



Table 7. Comparison of video temporal segmentation results.

Model	Average Precision (AP) $\uparrow$	F1 $\uparrow$	$M_{iou}$ $\uparrow$	Recall@3s $\uparrow$	Recall@5s $\uparrow$	Recall@10s $\uparrow$
Histogram Intersect	0.142	0.153	0.221	0.168	0.216	0.296
Moment Invariant	0.081	0.089	0.164	0.101	0.129	0.177
Twin Comparison	0.133	0.140	0.208	0.150	0.193	0.266
PySceneDetect	0.135	0.124	0.211	0.119	0.152	0.199
LGSS	0.243	0.352	0.216	0.163	0.216	0.272
Ours	<b>0.503</b>	<b>0.423</b>	<b>0.223</b>	<b>0.325</b>	<b>0.341</b>	<b>0.366</b>

Table 8. Comparison of video summarization results (whole video setting and segment-level setting).

Setting	Model	RMSE $\downarrow$	PSNR $\uparrow$	SSIM $\uparrow$	SRE $\downarrow$	Precision $\uparrow$	Recall $\uparrow$	F1 Score $\uparrow$
Whole-video	Uniform	0.479	4.044	0.076	49.808	0.077	0.100	0.049
	K-means	0.348	8.234	0.055	46.438	0.072	0.182	0.103
	SIFT	0.330	8.497	0.046	45.949	0.047	0.125	0.059
	VSUMM	0.279	9.226	0.053	44.862	0.054	0.259	0.088
	Ours	<b>0.112</b>	<b>25.280</b>	<b>0.697</b>	<b>23.550</b>	<b>0.320</b>	<b>0.290</b>	<b>0.321</b>
Segment-level	Uniform	0.237	6.307	0.085	42.495	0.186	0.179	0.105
	K-means	0.167	10.123	0.144	46.533	0.123	0.172	0.143
	SIFT	0.114	10.816	0.178	41.634	0.079	0.079	0.079
	VSUMM	0.122	18.818	0.258	41.601	0.160	0.207	0.171
	Ours	<b>0.091</b>	<b>36.370</b>	<b>0.698</b>	<b>23.430</b>	<b>0.333</b>	<b>0.275</b>	<b>0.255</b>

## F. More Results and Discussions

### F.1. Results and Discussion

**Supervised training leads to more accurate video temporal segmentation results** The performance of video temporal segmentation has a great impact on the final performance, so in this section, we compare the performance of VTS with several baselines: Histogram Intersect [33], Moment Invariant [26], Twin Comparison [93], PySceneDetect [7], and LGSS [65]. The results, displayed in Table 7, indicate that LGSS outperforms the other baselines but falls short when compared to our model. Both our method and LGSS are trained using a supervised approach, which leads to improved performance compared to unsupervised baselines. Moreover, our approach incorporates attention mechanisms, potentially contributing to better results.

**Supervised methods outperform unsupervised methods on video summarization** In our video summarization study, we have chosen the following methods as our baseline comparisons: Uniform Sampling [27], K-means Clustering [21], Scale Invariant Feature Transform (SIFT) [48], and VSUMM [12]. The results, presented in Table 8, are under various evaluation metrics. For RMSE and SRE, lower values indicate better performance, whereas for the remaining metrics, higher values are desirable. From Table 8, we can observe that VSUMM showcases the strongest performance among the baseline methods, yet it still falls short compared to our proposed method. But we can conclude that supervised methods outperform unsupervised methods.

**Pretrained large language models can still do well in text summarization** In the context of textual summarization, we have considered a set of representative models as our baseline comparisons: BERT2BERT [81], BART [34] (including BART-large-CNN and BART-large-XSUM), Distilbart [72], T5 [63], Pegasus [95], and Longformer Encoder-Decoder (LED) [6]. The performance of these models is summarized in Table 9. Among the baselines, T5, BART-large-XSUM, BART-large-CNN, and BERT2BERT exhibit superior performance, with T5 demonstrating relatively better results across various text evaluation metrics. It is worth noting that the ROUGE score may not effectively capture performance differences compared to other evaluation metrics, which tend to provide more meaningful variations in performance.

**MSMO results may depend on segmentation results and summarization methods** In the field of MSMO, we encountered limitations in accessing the codebases of existing works such as [8, 15, 16, 25, 92, 108]. Therefore, we independently implemented several baselines to evaluate their performance on the MMSum dataset. For this purpose, we utilized LGSS as the segmentation backbone, VSUMM as the video summarizer, and selected text summarizers that exhibited the best performance in text summarization. The results are presented in Table 10. Based on the findings, it is evident that the aforementioned combination approaches still fall short in comparison to our proposed method. This also indicates that the accuracy of temporal segmentation is crucial prior to generating summaries, highlighting it as a critical step and task preceding MSMO.

Table 9. Comparison of textual summarization results (whole video setting and segment-level setting).

Setting	Model	BLEU-1 $\uparrow$	ROUGE-1 $\uparrow$	ROUGE-2 $\uparrow$	ROUGE-L $\uparrow$	METEOR $\uparrow$	CIDEr $\uparrow$	SPICE $\uparrow$	BertScore $\uparrow$
Whole-video	BERT2BERT [81]	22.59	3.75	0.45	3.41	5.65	1.76	2.91	71.12
	BART-large-CNN [34]	29.17	3.19	0.51	3.04	2.99	2.28	11.27	68.84
	BART-large-XSUM [34]	30.91	3.83	0.57	3.59	3.99	2.56	3.71	69.56
	Distilbart [72]	26.46	3.87	3.87	0.47	3.59	2.25	4.16	69.37
	T5 [63]	25.39	3.51	0.43	3.21	4.51	1.97	5.66	70.38
	Pegasus [95]	26.73	3.75	0.52	3.40	4.52	2.38	7.82	68.92
	LED [6]	26.47	3.81	0.25	3.51	3.45	1.78	6.72	68.45
	Ours	<b>32.61</b>	<b>9.41</b>	<b>2.86</b>	<b>9.15</b>	4.01	4.01	10.11	<b>74.46</b>
Segment-level	BERT2BERT [81]	13.58	4.70	1.95	4.53	28.59	11.73	10.13	71.76
	BART-large-CNN [34]	22.79	6.45	2.46	6.32	26.21	20.64	10.13	71.44
	BART-large-XSUM [34]	20.89	7.31	2.77	7.13	29.36	20.90	10.20	71.42
	Distilbart [72]	14.77	1.95	0.15	1.87	23.52	11.83	10.53	66.46
	T5 [63]	16.48	6.17	3.03	5.99	28.22	20.96	10.35	71.95
	Pegasus [95]	16.17	3.41	0.96	3.29	29.82	17.26	10.39	67.81
	LED [6]	16.03	3.80	0.60	3.64	29.81	15.85	10.99	68.46
	Ours	<b>23.36</b>	<b>13.61</b>	<b>4.58</b>	<b>13.24</b>	<b>30.01</b>	<b>21.06</b>	10.28	<b>85.19</b>

Table 10. Comparison of MSMO results.

Methods	Text					Video				
	BLEU $\uparrow$	METEOR $\uparrow$	CIDEr $\uparrow$	SPICE $\uparrow$	BertScore $\uparrow$	PSNR $\uparrow$	SSIM $\uparrow$	Precision $\uparrow$	Recall $\uparrow$	F1 Score $\uparrow$
LGSS + VSUMM + T5	27.35	24.32	3.94	5.57	62.77	16.234	0.198	0.143	0.152	0.147
LGSS + VSUMM + BART-large-XSUM	24.83	24.12	4.37	8.86	39.20	16.234	0.198	0.143	0.152	0.147
LGSS + VSUMM + BERT2BERT	13.26	34.83	3.68	9.23	64.34	16.234	0.198	0.143	0.152	0.147
LGSS + VSUMM + BART-large-CNN	24.93	32.61	4.18	11.84	64.44	16.234	0.198	0.143	0.152	0.147
Ours	<b>33.36</b>	30.31	4.06	10.28	<b>85.19</b>	<b>36.370</b>	<b>0.298</b>	0.133	<b>0.275</b>	<b>0.155</b>

## G. More Related Work

**Video Temporal Segmentation** aims at splitting the video into segments based on predefined rules, which is a fundamental step in video analysis. Previous work either formed a classification problem to detect the segment boundaries in a supervised manner [1, 60, 73, 74, 104] or in the unsupervised way [19, 76]. Temporal segmentation of actions in videos is also widely explored in previous works [31, 32, 69, 84, 85, 102]. Video shot boundary detection and scene detection tasks are also relevant and has been explored in many previous studies [9, 22, 23, 65, 94], which aim at finding the visual change or scene boundaries.

**Video Summarization** aims at extracting key moments that summarize the video content by selecting the most informative and vital parts, which lie in two directions: unimodal and multimodal approaches. Unimodal methods only use the visual modality, while multimodal methods exploit the available textual metadata and learn semantic or category-driven summarization. The summary usually contains a set of representative video keyframes that have been stitched in chronological order [2]. Traditional video summarization methods only use visual information, while recently, some category-driven or supervised approaches were proposed to generate video summaries with video-level labels [20, 53, 75, 88, 105, 106].

**Text Summarization** takes textual metadata, i.e., documents, articles, tweets, etc, as input, and generates textual summaries in two directions: abstractive or extractive summarization. Abstractive methods select words based on semantic understanding, even the words may not appear in the source [70, 78]. Extractive methods attempt to summarize language by selecting a subset of words that retain the most critical points, which weights the essential part of sentences to form the summary [55, 87]. Recently, the fine-tuning approaches have improved the quality of generated summaries based on pre-trained language models in a wide range of tasks [39, 99].

## H. More Thumbnail Results

In the following Figures 10, 11, and 12, we show more comparisons of our generated thumbnails with Ground-Truth (GT) thumbnails provided by the authors of the video. We can find that our generated thumbnails can be very informative. Besides, we also provided some not-good examples in Figures 13, showing the potential of this new task and lots of room for improvement.



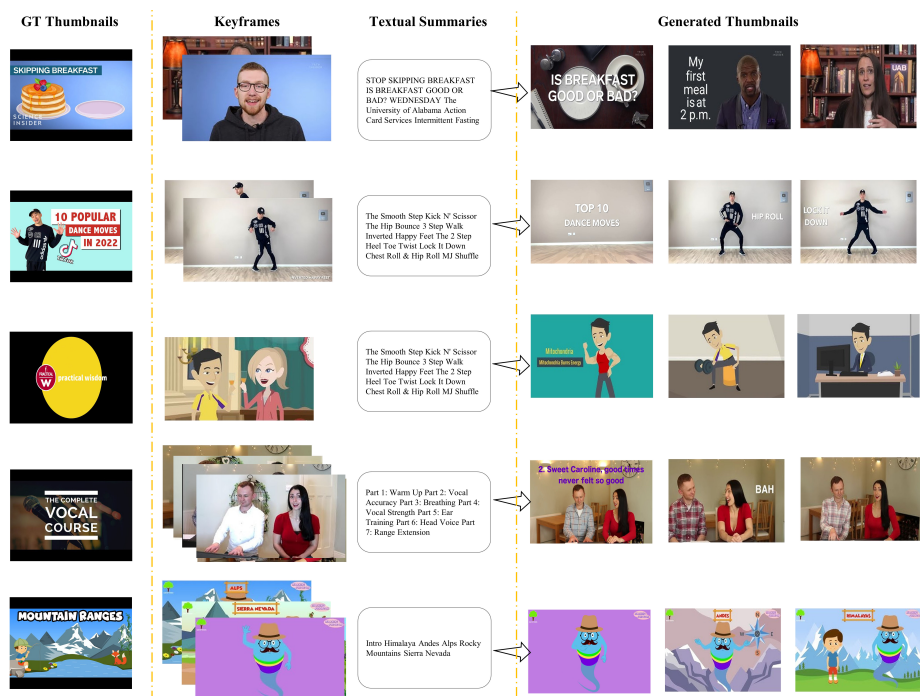


Figure 12. More comparison of GT thumbnails and our generated ones [3/3].

