

Patient Dropout Prediction in Virtual Health: A Multimodal Dynamic Knowledge Graph and Text Mining Approach

Shuang Geng, Ph.D.
Shenzhen University
1066 Xueyuan Road
Shenzhen, China 518055
Email: gs@szu.edu.cn

Wenli Zhang, Ph.D.
Iowa State University
3332 Gerding, 2167 Union Drive
Ames, IA, USA 50011-2027
Email: wzhang@iastate.edu

Jiaheng Xie, Ph.D.
University of Delaware
217 Purnell Hall
Newark, DE, USA 19716
Email: jxie@udel.edu

Gemin Liang
Shenzhen University
1066 Xueyuan Road
Shenzhen, China 518055
Email: 2100132025@email.szu.edu.cn

Ben Niu
Shenzhen University
1066 Xueyuan Road
Shenzhen, China 518055
Email: drniuben@gmail.com

Please send comments to Shuang Geng at gs@szu.edu.cn or Wenli Zhang at wzhang@iastate.edu.

Patient Dropout Prediction in Virtual Health: A Multimodal Dynamic Knowledge Graph and Text Mining Approach

ABSTRACT

Virtual health has been acclaimed as a transformative force in healthcare delivery. Yet, its dropout issue is critical that leads to poor health outcomes, increased health, societal, and economic costs. Timely prediction of patient dropout enables stakeholders to take proactive steps to address patients' concerns, potentially improving retention rates. In virtual health, the information asymmetries inherent in its delivery format, between different stakeholders, and across different healthcare delivery systems hinder the performance of existing predictive methods. To resolve those information asymmetries, we propose a Multimodal Dynamic Knowledge-driven Dropout Prediction (MDKDP) framework that learns implicit and explicit knowledge from doctor-patient dialogues and the dynamic and complex networks of various stakeholders in both online and offline healthcare delivery systems. We evaluate MDKDP by partnering with one of the largest virtual health platforms in China. MDKDP improves the F1-score by 3.26 percentage points relative to the best benchmark. Comprehensive robustness analyses show that integrating stakeholder attributes, knowledge dynamics, and compact bilinear pooling significantly improves the performance. Our work provides significant implications for healthcare IT by revealing the value of mining relations and knowledge across different service modalities. Practically, MDKDP offers a novel design artifact for virtual health platforms in patient dropout management.

Keywords: patient dropout, design science, predictive analysis, clinical trace, knowledge network, multimodal data fusion

INTRODUCTION

The challenge of providing accessible and high-quality healthcare is a pressing issue worldwide, exacerbated by existing and emerging diseases and growing expectations for improved healthcare services (Chaib & Jasarevic, 2020; Drager, 2009). Meanwhile, socioeconomic factors have fueled a rapidly widening health disparity both within and between countries, further complicating the path to accessible and equitable healthcare (Wootton et al., 2017). Since the 2000s, the Fourth Industrial Revolution has been made possible by the rapid development and increasing popularity of the Internet and new IT artifacts (Schwab, 2017). Amidst the significant changes brought by this revolution, virtual health applications have emerged as one of the most promising solutions for the global burden of healthcare while mitigating health disparities (Fowkes et al., 2020).

Virtual health integrates public health, medical informatics, and healthcare businesses to offer a wide range of services without geographical boundaries (Eysenbach, 2001; HHS, 2023), encompassing telehealth (such as synchronous telemedicine, asynchronous provider-to-patient consultation, and remote patient monitoring), digital therapeutics (such as replacement therapies and treatment optimization), and care navigation (such as patient self-directed care and e-triage) (Fowkes et al., 2020). The most significant advantage of virtual health lies in its ability to overcome the challenge of traditional healthcare services that are contingent on the physical presence of doctors and patients at the same time (Wootton et al., 2017). This opens up a new venue for innovative healthcare delivery, benefiting not only developing countries with weak or unstable economies but also industrialized countries with healthcare disparities (Wootton et al., 2017).

Despite being hailed as a transformative force in healthcare delivery for the past decade, the adoption of virtual health has been relatively slow (Fowkes et al., 2020). However, the COVID-19 pandemic has acted as a catalyst in overcoming barriers and accelerating the development of the virtual health industry, which is experiencing continued growth driven by increased uptake, positive consumer perception, and significant investments (Bestsenny et al., 2021). Notably, China, one of the global leaders in virtual health, has upheld it as a national health priority to reduce healthcare

costs and improve access in rural areas (He, 2023; J. Li, 2021). The number of virtual health users in China surged to 661 million in 2020 (Liu & Yang, 2023). In the US, investors view virtual health as the new backbone of the future healthcare system (Wood, 2022), evidenced by a 38-fold increase in usage from pre-pandemic levels (Bestsenny et al., 2021). The European Union has also embraced virtual health, integrating it into its Regional Digital Health Action Plan (WHO, 2022a).

While the virtual health industry has made significant advancements, lingering challenges must be addressed to unlock its full potential. One major challenge is patient retention, particularly in the post-pandemic era, as virtual health platforms seek sustainable long-term growth (Bestsenny et al., 2021). In the US, virtual health usage has decreased by approximately 50% compared to the initial surge observed during the COVID-19 pandemic (Bestsenny et al., 2021). To tackle this urgent issue, we aim to develop a novel approach for patient dropout prediction in virtual health platforms. We define patient dropout prediction as the outcome when the current consultation does not result in success, and we utilize this prediction to assess the probability of the patient's continued utilization of the virtual health service provided by the platform. This metric is critical and closely monitored by our business partner, serving as a key criterion to distinguish ourselves from competitors.

Compared to traditional healthcare services, patient retention in virtual health presents significant challenges due to the information asymmetry inherent in their delivery format: 1) The first type of information asymmetry exists in the patient-provider communication process (Barile et al., 2014). The healthcare service process often involves a question-and-answer setting, which serves as a means of exchanging information and addressing the information asymmetry that may exist between patients and healthcare providers (Barth et al., 2022). In traditional healthcare services, face-to-face interactions between doctors and patients play a crucial role in facilitating the exchange of information by allowing for nonverbal cues, physical examinations, and the establishment of a personal connection. However, in virtual health services, the absence of these personal interactions limits the means by which information asymmetry can be addressed, leading to misunderstandings or miscommunications. Overall, the first type of information asymmetry has negative impacts on

patient-provider relationships, which can lead to patient dropout. 2) The second type of information asymmetry in virtual health pertains to the multi-stakeholders involved in this ecosystem (Bestsenny et al., 2021). There is a noticeable deficiency in efficient data integration and flow among stakeholders, including patients, healthcare providers, and virtual health platforms. This deficiency primarily arises due to the proliferation of point solutions. Such information asymmetry can lead to inaccurate patient information, resulting in misdiagnosis, inappropriate treatments, missed opportunities for preventative care, and early intervention. These consequences can erode patient trust and confidence in virtual health services. From the patient's perspective, they may perceive that the virtual health platform does not offer a sufficiently high level of quality care, resulting in patient dropout. 3) The third type of information asymmetry arises from the disconnection between virtual health platforms and offline healthcare systems (Bestsenny et al., 2021). Virtual health platforms operate independently, posing challenges in integrating their information with existing healthcare systems, leading to fragmented patient information. Differing workflows and processes between virtual health platforms and traditional healthcare systems also contribute to information asymmetry. Overall, the third type of information asymmetry can lead to fragmented and incomplete patient information, duplicate tests and procedures, poor patient experience, misdiagnosis, higher healthcare costs, and ultimately result in the dropout of patients.

Accurately and timely predicting patient dropout rates in virtual health services is crucial for improving patient retention. By gaining insights into patient dropouts, providers can proactively address concerns and cater to patient needs, leading to improved patient satisfaction and overall retention. For example, a recent survey on patient access shows that, due to information asymmetry, 65% of patients do not receive follow-up from their virtual care providers, despite the follow-up being important to them. Additionally, 55% of patients lack an understanding of how to access the next virtual care (Kyruus, 2020). In response to the challenges highlighted in the survey, virtual health platforms like Teladoc have implemented proactive measures to efficiently manage their communities and reduce patient dropout (Tomas, 2020). It is essential to achieve seamless

interoperability and efficient information integration among stakeholders in the virtual health ecosystem, as well as in-person healthcare providers to address the existing information asymmetry inherent in virtual health platforms' delivery format during the patient dropout prediction process.

The availability and convenience of large amounts of electronic health data have prompted researchers to investigate machine learning techniques to tackle patient retention issues. Traditional machine learning methods, such as random forest, LASSO, and AdaBoost, have been applied by many researchers to utilize patient demographic information, medical history, laboratory results, and questionnaire responses as inputs to predict patient dropout rate (Bennemann et al., 2022; Giesemann et al., 2023; Maskew et al., 2022; Mütze et al., 2022; Pedersen et al., 2019; Pradier et al., 2020; Ramachandran et al., 2020). Despite the promising results of machine learning methods, current studies are limited to traditional in-person healthcare services such as psychological therapies or chronic disease treatments (Table 1). However, there is very limited research on how to address information asymmetry in virtual health to better predict patient dropout rates. On the other hand, deep learning models have demonstrated a remarkable ability to extract patterns from dynamic and complex data, leading to their successful application in numerous real-world problems. However, there is a dearth of research on utilizing deep learning methods to extract diverse information from various stakeholders and hybrid healthcare delivery models, as well as effectively integrating them to address information asymmetry and enhance patient retention in the virtual health landscape. The above two issues create concerning research gaps that demand due attention.

Guided by the design science paradigm (Gregor & Hevner, 2013; Hevner et al., 2004), we devise the Multimodal Dynamic Knowledge-driven Dropout Prediction (MDKDP) framework to address the research gaps in patient dropout prediction in virtual health. Our framework leverages a state-of-the-art language model to represent patient-doctor communication processes and identify patterns. Additionally, we propose two knowledge graph attention networks that leverage our dataset's unique advantage of seamlessly bridging nationwide offline and online health traces: the first network integrates information from multiple stakeholders including patients, doctors, hospitals,

and virtual health platforms; the second network integrates information from both online virtual healthcare and offline healthcare systems. By effectively fusing these three types of information, MDKDP addresses the information asymmetry of virtual health. Consequently, it greatly enhances the predictive power of patient dropout for virtual health platforms.

Our methodological contributions are twofold. First, we propose a framework for predicting patient dropout in virtual health, specifically addressing the issue of information asymmetry within virtual health. Second, as components of the framework, we introduce a novel knowledge graph attention network method, which tackles the challenges of representing and mining the complex and dynamic relationships among multiple stakeholders in online and offline healthcare delivery systems; additionally, we present a new Compact Bilinear Pooling method that addresses the challenges of fusing implicit and explicit knowledge for virtual healthcare patient dropout.

Our work has important implications for IS research. First, our proposed framework emphasizes the importance of knowledge-driven machine learning, which involves integrating dynamic domain knowledge into the prediction of patient dropout. The asymmetric distribution of information is a key friction in many problem domains (Dawson et al., 2010; N. Wang et al., 2021; Wells et al., 2011). Our work shows that knowledge-driven machine learning offers numerous opportunities to tackle information asymmetry within the field of IS (Abbasi et al., 2016; Chau et al., 2020; Yang et al., 2022; Zimbra et al., 2018). Second, our work has a strong connection with IS research on IT-supported collaboration (Manju et al., 2020) and IS use (Burton-Jones et al., 2017), which involves the use of information technology to facilitate real-time communication and information sharing. Our research specifically focuses on virtual health, a subset of IT-supported collaboration and IS use that utilizes technology to provide remote healthcare services. Previous IS research has explored how the use of virtual health can address critical healthcare challenges (Goh et al., 2016; Venkatesh et al., 2016). Our work shows that IT-supported collaboration and IS use are critical areas of research that possess the potential to improve healthcare quality, reduce costs, and enhance patient outcomes. Third, our work also contributes to Health IT research (Baird et al., 2018). While our

work focuses on overcoming the challenges associated with virtual health, i.e., patient dropout prediction, a similar research design can be applied to patient outcome, trajectory, and satisfaction predictions. Practically, our framework provides an effective solution for virtual health providers to predict whether a patient will continue using their services. Subsequently, virtual health providers can take proactive measures, such as providing follow-up visits and predicting and offering reminders and access to the next appointment, to cater to the specific needs and concerns of patients. This approach leads to an overall improvement in patient satisfaction, increasing the likelihood of retaining patients and ultimately enhancing healthcare quality and patient outcomes.

RELATED WORK

Virtual Health and Patient Retention

Virtual health applications can improve healthcare access and efficiency to improve the baseline health of the population, as well as address weak links within the medical supply chain to strengthen healthcare systems' resilience (Singhal & Repasky, 2020). It also generates substantial profits for healthcare providers, platforms, telecommunication companies, equipment manufacturers, and other organizations involved in the ecosystem (Singhal & Repasky, 2020; Teladoc Health, Inc., 2022). Nonetheless, the healthcare industry has been hesitant in embracing virtual health. However, many countries implemented policies promoting virtual health during the COVID-19 pandemic that has led to the full realization of its benefits (Bestsenny et al., 2021). In the post-pandemic era, however, patient retention surfaces as the most critical issue for virtual health platforms due to regulatory changes, limited insurance coverage, and, most importantly, the lack of effective information integration resulting in less means to bridge the gap of information asymmetry between stakeholders in the virtual healthcare ecosystem and different healthcare delivery models. As a result, patients may perceive lower quality of virtual health, leading to dissatisfaction and patient loss.

Patient retention, a subfield of customer retention, is a crucial aspect of healthcare services and attracts ongoing research in marketing, customer relationship management, healthcare management, and information systems (IS) (Kitchens et al., 2018; Lemmens & Croux, 2006). It is a critical factor

in the success of the virtual health industry. We operationalize patient retention as the patient dropout rate, which is vital for multiple stakeholders. For providers and platforms, understanding patient dropouts can boost revenue, reduce costs, and create a loyal customer base (Reichheld & Schefter, 2000). Reducing dropout rate is also a strategic goal of our business partner and is the key to maintaining superiority in this fiercely competitive industry. For patients, dropping out of necessary healthcare services may lead to poor treatment outcomes and result in high health, societal, and economic costs. Therefore, timely prediction of whether a patient will drop out of a current virtual health service is a much-needed objective. By understanding patient dropout rates, virtual health providers can take proactive steps to address patients’ concerns and needs, potentially improving patient satisfaction and retention rate, thus preventing undesired health and economic consequences.

Table 1. Recent Patient Dropout Prediction Studies

Literature	Methods	Features	Disease Type and Delivery Model
Ramachandran et al. (2020)	Gradient boosting decision trees	Demographics, diagnoses, location features, laboratory test results, medical visits, and specific providers seen	HIV in-person treatment
Pedersen et al. (2019)	Random Forest	Demographics, patient behavior	Chronic diseases in-person treatment
Bennemann et al. (2022)	Random Forest, Nearest-neighbor modeling, GLM stacking	Healthcare outcome expectations questionnaire results, demographics	In-person psychotherapy
Mütze et al. (2022)	LASSO	Demographics, patient’s history of disorder, symptom severity, and motivational factors	In-person psychotherapy
Maskew et al. (2022)	AdaBoost	Demographic, clinical, behavioral, and laboratory	HIV in-person treatment
Pradier et al. (2020)	RandomForest	Medical history, demographics	Antidepressant in-person treatment
Giesemann et al. (2023)	Resampling methods, 20 Machine Learning Algorithms	Clinical records	In-person psychotherapy

Several studies have explored the use of machine learning algorithms to predict patient dropout. These studies have used a variety of data sources, including patient demographics, clinical data, and patient feedback (Table 1). However, they do not address how to improve the performance of patient dropout predictions for virtual health platforms. In particular, they do not account for the problem of information asymmetry between virtual health stakeholders, as well as online and offline healthcare

delivery systems. This occurs either due to a lack of meaningful data or a lack of effective means to mine and integrate the implicit and explicit information that is unique to virtual health patient dropout prediction. This research gap motivates us to delve deeper into the issue of information asymmetry in virtual health services and explore how it can be addressed to improve the performance of patient dropout predictions.

Information Asymmetry and Knowledge-driven Machine Learning

Information asymmetry is an imbalance between two parties in their information and knowledge of relevant factors and details (Bergh et al., 2019). This uneven distribution of information is often viewed as a significant barrier in many problem areas (Chod & Lyandres, 2021; Dawson et al., 2010; Kao et al., 2022; N. Wang et al., 2021). Information asymmetries can occur in healthcare settings (Barile et al., 2014). Specifically, information asymmetry in virtual health services refers to the unequal distribution of information between healthcare providers and patients, stakeholders, and online and offline healthcare delivery systems. This can occur due to various factors, such as differing levels of technical expertise, access to medical records, disconnection between online and offline records, communication barriers, imperfect regulations, health information systems that do not support information exchange, and so on (Bestsenny et al., 2021).

Enhancing the performance of predicting patient dropout rates on virtual health platforms hinges on resolving the issue of information asymmetry. To overcome this challenge, knowledge-driven machine learning is a promising approach to gain a deeper understanding of patient and doctor behaviors, patient medical history and preferences, the relationships among various stakeholders in virtual health ecosystems, and the connections between different healthcare delivery models. This understanding can be leveraged for predicting patient dropout rates. In knowledge-driven machine learning, prior historical information and domain knowledge can be explicitly and meaningfully incorporated into the design of patient dropout prediction models. By integrating such essential information, virtual health platforms can develop predictive models that enable them to identify patients at risk of discontinuing virtual health services, which allows healthcare providers or

platforms to develop targeted interventions to improve patient retention rates, ultimately leading to better patient outcomes and financial viability for the virtual health platform. Additionally, these predictive models can help virtual health platforms optimize their services and tailor their offerings to meet the needs and preferences of their patients.

There are two categories of knowledge-driven machine learning: knowledge discovery and knowledge embedding (Chen & Zhang, 2022). Knowledge discovery involves extracting governing equations directly from observational and experimental data using machine learning algorithms to inspire scientific investigation. Knowledge embedding involves incorporating prior information and domain knowledge into data-driven models to improve their accuracy, robustness, and efficiency in creating machine learning applications. Our work belongs to the knowledge embedding category. Furthermore, there are three general types of studies aimed at incorporating domain knowledge into machine learning: data preprocessing, penalty and reward design, and model structure design. Our work is involved in both data preprocessing and model structure design.

Table 2. Representative Knowledge-driven Machine Learning and Our Method

Method	Domain Knowledge Incorporated	Categories		
		Data Preprocessing	Penalty and Reward Design	Model Structure Design
Long et al. (2018)	Domain knowledge in partial differential equations			✓
Raissi et al. (2019, 2020)	Physics theories		✓	
Zhu et al. (2019)			✓	✓
N. Wang et al. (2020)	Expert experience in engineering control		✓	
Hossain et al. (2020)	Epidemiology knowledge			✓
Chen & Zhang (2021)	Electrical load theory	✓		
Yang et al. (2022)	Psycholinguistics theories			✓
MDKDP (ours)	Virtual health stakeholders' network connections; Disease co-occurrence network; Patient medical history.	✓		✓

Explicit and Implicit Knowledge Mining and Fusion

Textual Data Representation for Explicit Knowledge Mining

The healthcare service process often involves a question-and-answer setting, which serves as a means of exchanging information and addressing the information asymmetry that may exist between

patients and healthcare providers. On virtual health service platforms, patient-doctor consultation dialogues provide explicit information about the patient-doctor relationships, which is essential for predicting patient dropout rates. *Our first research question is: How can we effectively represent and utilize the doctor-patient communication process to improve the prediction of patient dropout rates?*

The sequence models in deep learning predict events or outcomes based on a given sequence of inputs (Vaswani et al., 2017; Yu et al., 2019). The Transformer architecture represents one of the state-of-the-art sequence models (Vaswani et al., 2017). Using attention mechanisms, transformers allow learning algorithms to learn from the context, making it particularly useful for extracting important patterns for various downstream tasks (T. Lin et al., 2022).

In the last decade, pre-trained language models have ushered natural language processing into a new era (Qiu et al., 2020). Unlike traditional feature engineering methods, which often heavily depend on discrete handcrafted features, pre-trained language models utilize low-dimensional and dense vectors to implicitly capture the syntactic and semantic features of language. These models leverage large amounts of textual corpora for self-supervised learning to encode the underlying patterns. BERT is a transformer-based pre-trained language model that can be fine-tuned for specific language representation and prediction tasks (Devlin et al., 2018). Meanwhile, there are also variants of BERT that modify the training corpora, training objectives, model structures, and so on, allowing BERT to better address a variety of downstream tasks in different languages (Rogers et al., 2020). Specifically, in this study, we aim to achieve better performance in patient dropout prediction tasks by effectively representing the information exchange process between patients and doctors through fine-tuning the BERT model on patient-doctor consultation dialogues.

Knowledge Graph Attention Networks for Implicit Knowledge Mining

In the delivery of healthcare services, a complex and dynamic network of relationships is formed among patients, doctors, diseases, hospitals, and virtual health platforms. Meanwhile, it is not uncommon for patients to utilize both virtual health and in-person offline health services to access comprehensive healthcare. This combination further complicates the dynamic networks that exist

among different stakeholders and different healthcare delivery systems. To predict patient dropout rates accurately, it is essential to consider patients' online and offline experiences concurrently. *Our second research question is: how can we efficiently represent the dynamic and complex networks of various stakeholders in both online and offline healthcare delivery systems and extract essential information for improved patient dropout prediction?*

Knowledge networks are an increasingly popular research direction, which are interconnected systems that organize and link entities, representing structural relations between entities (Ji et al., 2022). Knowledge networks allow for efficient retrieval and mining of knowledge, as well as enhancing decision-making processes (Phelps et al., 2012). Broadly speaking, research on knowledge networks can be classified into four main groups: knowledge acquisition, knowledge representation learning, temporal knowledge networks, and knowledge-aware applications (Ji et al., 2022). In this study, our aim is to utilize a knowledge network to accomplish three objectives: 1) represent various stakeholders within both the online and offline healthcare delivery systems; 2) extract the complex and dynamic relationships among the stakeholders; 3) utilize these stakeholder representations to enhance the prediction of patient dropout in virtual health. As a result, our study lies at the intersection of knowledge representation learning, temporal knowledge networks, and knowledge-aware applications among the four classes of knowledge networks.

To simultaneously accomplish the aforementioned three goals, the Knowledge Graph Attention Network (KGAT) stands out among various methods for constructing knowledge networks. KGAT exhibits significant potential in effectively representing complex networks and generating vector embedding representations for diverse entities within the network (X. Wang et al., 2019). Originally designed as a graph-based recommendation system, KGAT leverages knowledge graph information to enhance recommendation accuracy. Using graph attention mechanisms, KGAT learns the importance of different entities (i.e., nodes) and relations (i.e., edges) in the knowledge graph and combines this information with user-item interactions to produce personalized recommendations. In addition, KGAT has demonstrated remarkable effectiveness and can be extended to diverse problem

domains, facilitating the construction of efficient knowledge networks. Its versatile application allows for the creation of knowledge networks, enhancing the organization and mining of implicit knowledge in the network (Z. Li et al., 2022).

Compared to other existing knowledge network learning methods, the unique advantage of KGAT lies in being the first method to incorporate an attention mechanism into the knowledge network. The attention mechanism of KGAT aligns perfectly with our three objectives of utilizing knowledge networks. In the complex networks comprising stakeholders from both online and offline healthcare delivery systems, these stakeholders serve as entities within the network. These entities, such as patients, exhibit intricate and dynamic relationships with other entities, including diseases, doctors, and hospitals. Moreover, these relationships further propagate to other entities in the network, such as patient to patient (e.g., patients with the same disease forming the disease co-occurrence network), doctor to disease (e.g., doctors specializing in treating specific diseases), doctor to hospital (e.g., doctors being affiliated with hospitals). Assume our goal is to predict patient dropout at a medical event within this complex network. In this dynamic network, certain entities and specific relations among them play a crucial role in this prediction and warrant the highest attention during the prediction process. However, it is also important to consider the other connections and historical relationships of these entities within the network, as they can provide valuable information for dropout prediction. KGAT's attention mechanism effectively identifies the entities and entity relationships within this dynamic and complex network that require the most attention during the current prediction phase.

In this study, we aim to build upon the KGAT model with modifications to create two knowledge networks that generate vector embedding representations for patients, doctors, and hospitals. The first network aims to gather information about different stakeholders in the virtual health system by constructing a dynamic knowledge network based on patients' online virtual health experiences. The second network aims to collect patient medical history and traces based on their offline in-person healthcare experiences. The two knowledge networks can uncover more accurate

representations of implicit relationships between stakeholders in both online and offline healthcare delivery systems, which can help overcome information asymmetry in virtual health services and address the challenges of predicting patient dropout rates in the virtual health context.

Multimodal Fusion of Implicit and Explicit Knowledge

In our study, we have two crucial types of data modalities: 1) Patient-doctor consultation dialogues in text format provide explicit knowledge about the patient-doctor relationships. They uncover how patients have interacted with healthcare providers, their level of satisfaction with the care they received, and their propensity to continue seeking medical help. These insights are critical for predicting patient dropout rates. 2) The knowledge networks incorporate information from patients, doctors, hospitals, virtual health platforms, and various healthcare delivery systems, obtained through online or offline sources. These networks provide essential implicit knowledge, including the doctor's expertise, service characteristics, patient health status, previous treatments, medical conditions, preferences, and so on. This information is also valuable for accurately predicting patient dropout rates. *Our third research question is: how can we seamlessly integrate the implicit and explicit knowledge in order to enhance the accuracy of patient dropout prediction?*

In many problem domains, information regarding the same prediction objective can be obtained from different sources or under various conditions. The term “modality” is used to denote each source of information acquisition. In these problem domains, given the rich characteristics and complexity of the prediction goal (e.g., in our case, patient dropout prediction for virtual health), it is uncommon for a single modality to provide complete knowledge of the relevant goal. When multiple modalities are available for the same problem, they introduce new dimensions of information and complexity, raising possibilities and challenges beyond those related to the individual exploitation of each modality (Lahat et al., 2015). Accordingly, multimodal data fusion has emerged as a rapidly expanding research field (J. Gao et al., 2020). With its interdisciplinary nature, this field encompasses a wide range of tasks that involve integrating information from various sources, such as image and text fusion (Nagrani et al., 2021), audio-visual fusion (Akbari et al., 2021), sensor data

fusion (J. Li et al., 2022), and more. A significant number of deep learning architectures have been proposed with the specific aim of addressing the challenge of multimodal data fusion across various data modalities (J. Gao et al., 2020).

In this study, our objective is to improve the performance of the virtual health patient dropout prediction model by integrating implicit and explicit knowledge through multimodal data fusion. The challenge of this question lies in several aspects. 1) The representation of the patient-doctor communication process is intricate and high-dimensional, encompassing the explicit knowledge crucial for patient dropout prediction. Additionally, the representation from the knowledge network, which represents multiple stakeholders in the online and offline healthcare delivery systems, is complex, high-dimensional, and dynamic, capturing the implicit knowledge involved in patient dropout prediction. 2) It is crucial to preserve not only the information from the original representations with diverse data characteristics and distributions, but also the more abstract, more complex, and more valuable information generated through the knowledge fusion process. 3) The fused representation must retain all the valuable knowledge while maintaining a suitable dimensionality to ensure a smooth execution of the downstream prediction task.

To address these challenges, Multimodal Compact Bilinear Pooling (MCBP) emerges as a suitable method in our research context (Fukui et al., 2016). MCBP can effectively combine high-dimensional features from text and network modalities by applying a feature mapping to the input data, computing the outer product between the mapped features, and subsequently projecting them into a low-dimensional space using bilinear pooling. This approach has consistently demonstrated state-of-the-art performance on various multimodal tasks (Chetouani et al., 2020; López-Sánchez et al., 2020; Xu et al., 2023).

To achieve our goal, we intend to build upon MCBP while redesigning a new fusion mechanism that integrates knowledge representations with diverse data characteristics, enabling more accurate predictions of patient dropout rates. This mechanism is capable of capturing both the implicit and explicit relationship information between stakeholders in the virtual health ecosystems, and online

and offline healthcare delivery models, as well as the interactions between them.

Key Novelties of Our Method

Our proposed method presents two key novelties. First, we propose a novel extension to the Knowledge Graph Attention Network (KGAT). While the existing KGAT focuses solely on entities and their relationships within the knowledge network, it falls short in its ability to encode entity attributes. Our study takes into account the attributes associated with each entity. These attributes encompass various factors, such as patient demographics, doctor specialties, hospital tiers, and more. These details underpin the issue of information asymmetry in virtual health by disclosing more implicit information between stakeholders in the online and offline healthcare systems. The inclusion of entity attributes is crucial for generating accurate knowledge networks and representing entities effectively. Furthermore, the attributes of these entities exhibit cross-influence as information propagates through the knowledge networks. For instance, patient attributes are valuable for creating a comprehensive patient representation and play a critical role in downstream patient dropout prediction. Another example is the hospital tiers and the affiliation between the doctor and the hospital. These factors reflect the diseases that the doctor specializes in, imply the patient’s expectations of the doctor, and provide valuable insights for patient dropout prediction. These complex interactions have a significant impact on the generation of entity representations, making it inadequate to simply concatenate them with the representations generated by the vanilla KGAT approach. Consequently, we aim to cohesively learn them together with the knowledge network, so that the complex interconnected structures among these attributes can be fruitfully captured and implicit knowledge in the knowledge network can be further exploited.

As we articulate in the next section, we propose a novel attribute encoder module as an extension to the original KGAT. This module effectively captures the intricate attributes associated with the entities. By integrating this module into the learning and generation process of the knowledge network, we not only gain insights into the entities themselves and their connections but also facilitate a deeper understanding and representation of the complex attributes of the entities.

Moreover, it enables us to examine the impact of the interactions among these attributes on the entire knowledge network. This innovation holds significant relevance. In many problem domains and applications of knowledge networks, entities are accompanied by attributes that contain crucial and intricate information. Incorporating these attributes when generating knowledge networks has significant potential to enhance the performance of downstream tasks.

In addition, the vanilla KGAT treats “knowledge” observed in different periods equally. However, knowledge in the virtual health domain is time sensitive and has disparate predictive power for future events. In our method design, we propose a temporal knowledge aggregation layer to address this issue. This layer is designed to focus on informative knowledge for the current prediction, allowing us to prioritize relevant information.

Second, we propose a novel Compact Bilinear Pooling method as an extension to the original MCBP method. The primary advantage of the original MCBP method is its ability to capture expressive information from different modalities by computing the outer product of their representations through bilinear interaction. However, it often results in high-dimensional multimodal data representations, rendering them computationally infeasible, and Compact Bilinear Pooling is used as a means to reduce the computational complexity of downstream models while preserving the representational power achieved by the bilinear interaction.

Within different Compact Bilinear Pooling methods, there is inevitably some degree of information loss. Therefore, considering the characteristics of our data and its modalities (i.e., text representation and network representation), we propose a novel Compact Bilinear Pooling method. Our method seamlessly integrates multiple Compact Bilinear Pooling algorithms, allowing them to complement one another and compensate for information loss incurred by individual algorithms. Consequently, the original multimodal data’s information can be better preserved, enhancing its performance for downstream prediction tasks.

Our design principles have implications for other multimodal data fusion tasks as well. Researchers can utilize our design principles as a reference to develop their own multimodal data

fusion methods, taking into account the characteristics of their data modality and characteristics. This approach can contribute to further enhancing the performance of downstream tasks.

RESEARCH DESIGN

Problem Formulation

In a given virtual health platform, we observe an online virtual healthcare dataset C_{online} and an offline hospital visit dataset $C_{offline}$. Each online consultation instance c_{online} and offline consultation instance $c_{offline}$ is associated with the following key information: a patient-doctor pair (p, d) , a disease that the patient consults about, a hospital the doctor is affiliated with, consultation dialogue, and consultation time. For each patient p , we observe his or her online and offline traces of health consultations, each containing the above-mentioned information, denoted by

$(c_{online}^1, c_{online}^2, \dots, c_{online}^N)$ and $(c_{offline}^1, c_{offline}^2, \dots, c_{offline}^N)$. Our research objectives are threefold:

Objective 1: Patient-doctor consultation dialogues provide explicit information about patient-doctor relationships. As noted earlier, effective doctor-patient interactions occur when doctors address both the informational and emotional needs of patients (Roongruangsee et al., 2022; Tan and Yan, 2020). We aim to devise a language model to effectively represent and utilize the doctor-patient communication process to improve the prediction of patient dropout rates.

Objective 2: Patient historical (online or offline) clinical traces offer insights into implicit relationships among different stakeholders and healthcare delivery systems. This implicit knowledge in the virtual health ecosystem is critical for alleviating the information asymmetry in patient dropout prediction. We aim to efficiently represent the dynamic and complex networks of various stakeholders in both online and offline healthcare delivery systems and extract essential information for improved patient dropout prediction. To achieve this, we aim to construct two distinct yet cohesively correlated knowledge graph attention networks, which are derived from online and offline clinical traces. Considering the interactions among the entities in the networks are dynamic in

nature, the knowledge networks are assigned with timestamps according to their observation period.

Objective 3: By leveraging knowledge from multimodal sources, we aim to design a multimodal fusion mechanism that seamlessly integrate the implicit and explicit knowledge and enhance the accuracy of a binary classifier that maps c_{online} into two classes: dropout or non-dropout. The definition of dropout in our prediction task is the patient’s dropout decision in current consultation, which is a vital metric the platform aims to minimize. To achieve these three objectives, we aim to propose a comprehensive framework to predict virtual health patient dropout rates.

Technical Challenges

To achieve the above objectives, three major technical challenges remain to be resolved. The first challenge lies in the construction of a heterogeneous knowledge network that incorporates both stakeholders and their various attributes to learning the complex and dynamic relationships without over-complicating the network design and computational complexity. Existing knowledge networks such as KGAT fall short in learning the node attributes concurrently with network relation learning. Nevertheless, these node attributes disclose vital information about key stakeholders (e.g. age, gender, doctor’s specialization) for the evaluation of stakeholder relationship and interaction quality. The second challenge stems from the evolutionary nature of medical knowledge and stakeholder relationships. Static knowledge networks cannot distinguish between relevant information and noise generated from different time periods. Assigning equal weights to the knowledge derived at different periods may result in compromised node representation learning, thus undermining the model prediction performance. The third challenge centers around the effective fusion of multimodal information wherein fully exploiting feature interactions may lead to drastic increase in feature dimension. Reserving useful multimodal information while mapping feature interactions to low-dimension space would inevitably cause loss of information. In addition, representation distributions may vary among different modalities. Therefore, a single mapping algorithm may only suit a single modality and fails to capture sufficient information from other modalities.

Multimodal Dynamic Knowledge-driven Dropout Prediction Framework

We develop a Multimodal Dynamic Knowledge-driven Dropout Prediction (MDKDP) framework to address the research gaps and above technical challenges in patient dropout prediction of virtual health. Table 3 illustrates the research gaps explored and our design guidelines. Our main design motivation is to develop a novel knowledge-driven deep mining model coupled with fine-grained clinical data to uncover implicit relationships among different stakeholders and healthcare delivery systems that are necessary for accurate patient dropout prediction.

Table 3. Design Guidelines for MDKDP			
Information Asymmetry Category	Information Source	MDKDP Framework Component	
Information asymmetry between patient and doctor	Patient doctor consultation dialogues	Module 1 <ul style="list-style-type: none"> • NLP technique • Patient inquiry feature • Doctor response feature <u>Gap addressed:</u> Limited work on leveraging pre-trained language model to unveil explicit bidirectional communication process from both patients' and doctors' input	Module 4 <ul style="list-style-type: none"> • Mixed approach • Random Maclaurin • Tensor Sketch • Dimension reduction
Information asymmetry among different stakeholders	Online consultation traces	Module 2 <ul style="list-style-type: none"> • Implicit patient, doctor, hospital, disease relationship • Dynamic medical knowledge • Attribute encoding • Information propagation <u>Gap addressed:</u> Neglect the value of entity attributes and the dynamic nature of knowledge networks	<u>Gap addressed:</u> Lack of a fusion method to integrate network and text information while addressing homogeneous and inhomogeneous embedding distributions
Information asymmetry among different healthcare systems	Offline consultation traces	Module 3 <ul style="list-style-type: none"> • Offline stakeholder relationships • Offline medical knowledge • Patient offline historical diseases <u>Gap addressed:</u> No integration of virtual and offline health traces	

Figure 1 provides an overview of the components of MDKDP. MDKDP features four modules: deep bidirectional transformer for consultation dialogue feature extraction, online knowledge graph attention network for multi-stakeholder feature extraction, offline knowledge graph attention network for multi-stakeholder feature extraction, and multimodal compact bilinear pooling for feature fusion and dropout prediction. The first module extracts explicit knowledge of the patient-doctor communication process. The second module derives implicit and dynamic

relationships among stakeholders in the virtual health system. The third module learns patients' medical traces and implicit healthcare needs from their offline in-person hospital visits. The fourth module takes into account the extracted implicit and explicit knowledge and relationships among different stakeholders, as well as online and offline healthcare delivery systems with a fusion mechanism for dropout prediction.

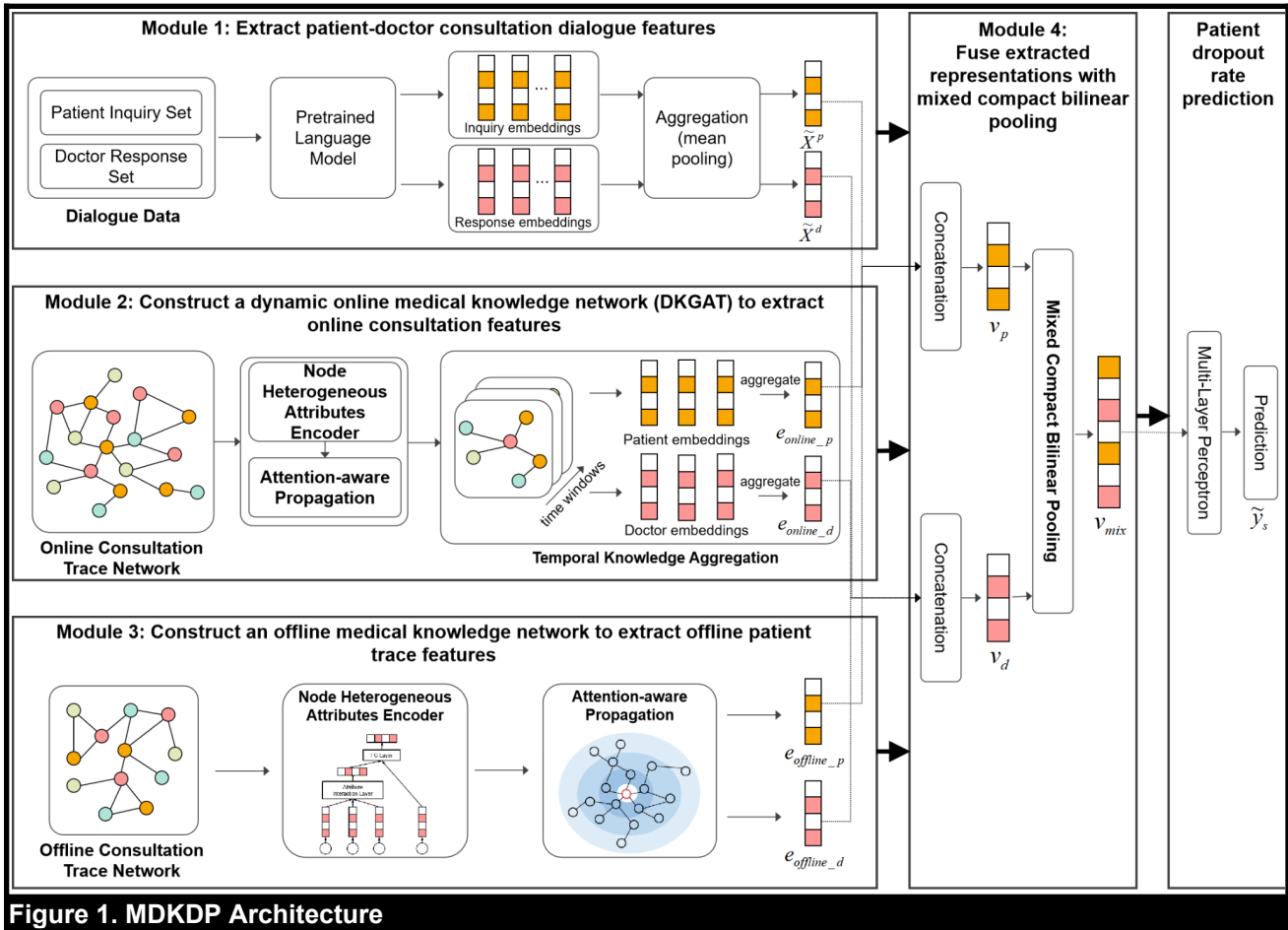


Figure 1. MDKDP Architecture

Module 1: Deep Bidirectional Transformer for Explicit Knowledge Extraction

Patient-doctor dialogues embed explicit knowledge about the patient-doctor communication process. During the communication process, patients describe their medical history, symptoms, drug use, and health concerns to seek professional advice from doctors. Doctors follow up with questions to clarify patients' needs and provide answers accordingly. We utilize patient-doctor archival dialogues as a partial basis for the dropout prediction of the next online health consultation. The data format in these dialogues is text. To effectively extract patterns from patient-doctor dialogues in the text

format, we utilize MacBERT, a state-of-the-art sequence model. MacBERT incorporates a multi-layer bidirectional Transformer encoder and is a variant of BERT (Devlin et al., 2018) that is targeted for Chinese NLP tasks (Cui et al., 2020). MacBERT modifies the pre-training tasks of BERT by using both entire word masking and N-gram masking strategies for token selection for masking. In addition, MacBERT uses similar words for masking purposes instead of MASK tokens. Let $(l_1^p, l_2^p, \dots, l_n^p)$ denote the consultation dialogue sequence of the patient, and $(l_1^d, l_2^d, \dots, l_m^d)$ denote the consultation dialogue sequence of the doctor. The encoded representations for patient dialogue and doctor dialogue are $(\tilde{x}_1^p, \tilde{x}_2^p, \dots, \tilde{x}_n^p)$ and $(\tilde{x}_1^d, \tilde{x}_2^d, \dots, \tilde{x}_m^d)$, respectively, where

$$\tilde{x}_i^p = \text{MacBERT}(l_i^p) \quad (1)$$

$$\tilde{x}_i^d = \text{MacBERT}(l_i^d) \quad (2)$$

We then perform mean pooling over $(\tilde{x}_1^p, \tilde{x}_2^p, \dots, \tilde{x}_n^p)$ to obtain patient's consultation process representation \tilde{X}^p , and mean pooling over $(\tilde{x}_1^d, \tilde{x}_2^d, \dots, \tilde{x}_m^d)$ to obtain doctor consultation process representation \tilde{X}^d . For each consultation c_{online} , the extracted patient-doctor communication process features $\tilde{X}^p \odot \tilde{X}^d$ serve as a basis for the prediction of patient dropout.

Module 2: Dynamic Knowledge Graph Attention Network for Implicit Knowledge Extraction

As highlighted in the literature, the dynamic information among different stakeholders in the virtual health ecosystem is critical for alleviating the information asymmetry for patient dropout prediction. To capture such a dynamic nature of information and the evolving relationships among various stakeholders in historical virtual health services, we develop a Dynamic Knowledge Graph Attention network (DKGAT). This network extracts and represent such complicated relationships between patients, doctors, hospitals, and diseases by constructing two distinct yet cohesively correlated knowledge graph attention networks, denoted by G_{online} and $G_{offline}$, according to patient online and

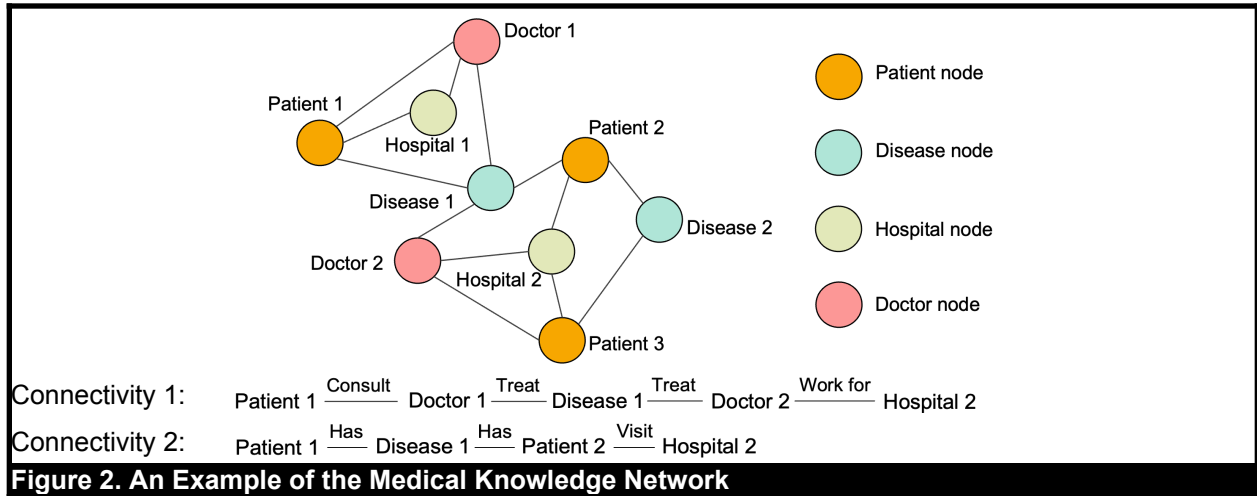
offline clinical traces. In our virtual health research context, hospitals can list their own websites on the platform, which allows patients to make appointments for in-person visits. Alternatively, patients can request an instant online consultation service from doctors at the participating hospitals. Therefore, hospitals serve as an indispensable link between patients and doctors. Besides the interactions between the three key stakeholders (hospital, patient, doctor), disease entities and their relationships with stakeholders contain important medical knowledge such as disease cooccurrences. Therefore, the knowledge network represents connections between four entities (i.e. patient-, doctor-, hospital-, and disease-entities) and five types of relationships as listed in Table 4.

Table 4. Entities and Relationships Defined in the Medical Knowledge Graph	
Entities	Patient ($e_{patient}$), doctor (e_{doctor}), hospital ($e_{hospital}$), disease ($e_{disease}$).
Relationships	Doctor \rightarrow Hospital “work for” relationship (r_{doc_hosp}), Doctor \rightarrow Disease “treat” relationship (r_{doc_dis}), Patient \rightarrow Disease “has” relationship (r_{pat_dis}), Patient \rightarrow Hospital “visit” relationship (r_{pat_hosp}), Patient \rightarrow Doctor “consult” relationship ($r_{pat_doc_online}$).

G_{online} and $G_{offline}$ can be formally defined as $\{(h, r, t) | h, t \in E, r \in R\}$, where each triplet indicates that there is a relationship r from head entity h to tail entity t . Nevertheless, the connectivities and topological structures are distinct for these two networks, as they are uniquely derived from online and offline clinical traces. Notably, the interactions among the entities in the networks are dynamic in nature, which motivates us to assign a timestamp t for each knowledge network according to its period of observation.

An example of G_{online} is depicted in Figure 2. Direct and indirect relationships in G_{online} and $G_{offline}$ enable the exploitation of high-order implicit relationships between entities, such as high-order connectivities between “patient 1” and “hospital 2.” Fully exploiting the high-order relations in the knowledge network G_j is key to successfully extracting different stakeholders’ implicit associations and their representations, which, to a large extent, remedies the information

asymmetry between different stakeholders in the virtual health ecosystem (i.e. patients, doctors, platforms). Additionally, connectivities between disease nodes in the network are effective in capturing diseases’ comorbid relationships and can enrich extant patient-disease and doctor-disease relationships, which are critical predictors for patient dropout.



Different from the KGAT model (X. Wang et al., 2019) which does not involve entity attributes and relationship dynamics, DKGAT integrates heterogeneous node attributes to enrich node representations and account for the information dynamics by learning temporal knowledge generated in a sequence of time windows. To be specific, DKGAT comprises three layers: 1) embedding and attribute encoding layer, which parameterizes each node as a vector and encodes node attributes into the vector representation; 2) attention-aware high-order propagation layer, which recursively propagates the embeddings from a node’s neighbors and employs the attention mechanism to discriminate the importance of different node neighbors; 3) temporal knowledge aggregation layer, which combines node representations learned within a sequence of observation periods and outputs the dynamic node representations over time.

Embedding and Attribute Encoding Layer

To parameterize the entities and relations in the knowledge network G_j , we first design an encoder that parameterizes the entity attributes and then integrate the attribute embeddings into entity embeddings. The design is illustrated in Figure 3.

The patient entity attributes include patient age, gender, and patient ID. Patient age is classified into eight categories according to medical literature (WHO, 2022b). Let $W_{age}^p \in R^{8 \times e}$, $W_{gender}^p \in R^{2 \times e}$, and $W_{id}^p \in R^{k \times e}$ denote the embedding matrices of patient age, gender, and patient entity, respectively, where e denotes the embedding size, and k denotes the total number of patients. For patient p , his or her age embedding e_{p_age} , and gender embedding e_{p_gender} , as well as entity embedding e_{p_id} are archived in the above three embedding matrices. Then, we integrate the attribute embeddings into an entity or node embedding as follows:

$$e_{p_att} = \text{LeakyReLU}(w_{p1}(e_{p_gender} \cdot e_{p_age})) + b_{p1} \quad (3)$$

$$\tilde{e}_p = \text{LeakyReLU}(w_{p2}[e_{p_att}, e_{p_id}]^T) + b_{p2} \quad (4)$$

where, e_{p_att} denotes the high-order representation of all patient attributes, $w_{p1} \in R^{e \times e}$ and

$w_{p2} \in R^{e \times e}$ are parameter matrices, $b_{p1} \in R^e$ and $b_{p2} \in R^e$ are bias parameters, and \tilde{e}_p denotes the

updated patient node embedding.

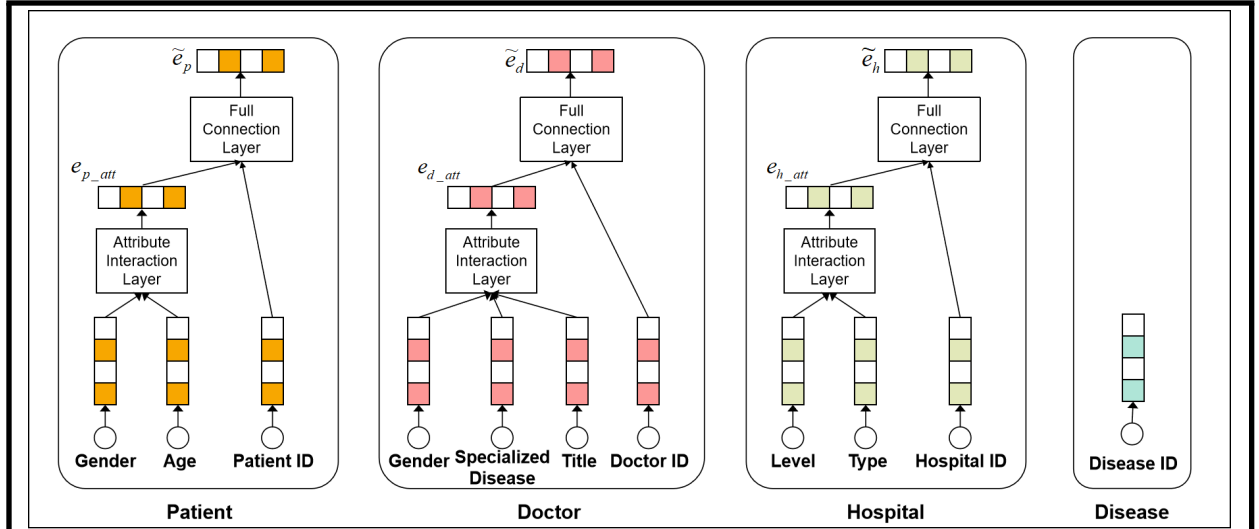


Figure 3. Node Heterogeneous Attributes Encoder

The doctor entity attributes include doctor gender, title, specialized diseases, and doctor ID. Let

$W_{gender}^d \in R^{2 \times e}$, $W_{title}^d \in R^{l \times e}$, $W_{disease}^d \in R^{z \times e}$ and $W_{id}^d \in R^{q \times e}$ denote the embedding matrices for doctor

gender, doctor title, specialized disease, and doctor entity, respectively, where e denotes the

embedding size, l denotes the number of title types, z denotes the total amount of disease types, and q denotes the number of doctors. For doctor d , his or her attribute embeddings e_{d_gender} , e_{d_title} , $e_{d_disease}$, and entity embedding e_{d_id} are archived in the four matrices. If a doctor specializes in multiple diseases, sum pooling is performed to combine the embeddings of multiple specialized diseases of a doctor. The doctor node embedding with attribute information is computed as follows:

$$e_{d_att} = \text{LeakyReLU}(w_{d1}(e_{d_gender} \cdot e_{d_title} + e_{d_gender} \cdot e_{d_disease} + e_{d_disease} \cdot e_{d_title})) + b_{d1} \quad (5)$$

$$\tilde{e}_d = \text{LeakyReLU}(w_{d2}[e_{d_att} \ e_{d_id}]^T) + b_{d2} \quad (6)$$

where, e_{d_att} denotes the high-order representation of all doctor attributes, $w_{d1} \in R^{e \times e}$ and

$w_{d2} \in R^{e \times e}$ are parameter matrices, $b_{d1} \in R^e$ and $b_{d2} \in R^e$ are bias parameters, and \tilde{e}_d denotes the updated doctor node embedding.

The hospital entity attributes include hospital tiers¹ and types. Hospital tier information contains thirteen categories, which indicate the scale and service quality of the hospital. Top-tier hospitals are usually equipped with more staff members and more patient beds (NHCCC, 2020). These hospitals are usually located in urban cities providing high-level specialized medical services. Hospital types include public, private, individual, foreign-funded, and others. Let $W_{tier}^h \in R^{13 \times e}$, $W_{type}^h \in R^{5 \times e}$, and $W_{id}^h \in R^{v \times e}$ denote the embedding matrices for hospital tier, type, and hospital entity, where e denotes the embedding size, and v denotes the total number of hospitals. For hospital h , its attribute embeddings e_{h_tier} , e_{h_type} , and entity embedding e_{h_id} are archived in the three matrices. The hospital node embedding with attribute information is computed as follows:

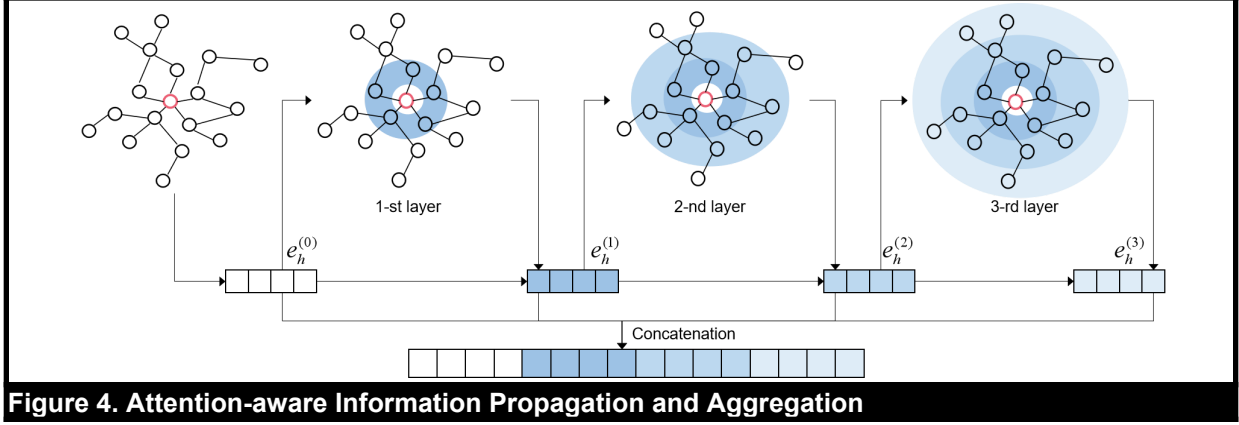
$$e_{h_att} = \text{LeakyReLU}(w_{h1}(e_{h_tier} \cdot e_{h_type})) + b_{h1} \quad (7)$$

$$\tilde{e}_{hos} = \text{LeakyReLU}(w_{h2}[e_{h_att} \ e_{h_id}]^T) + b_{h2} \quad (8)$$

¹ In the virtual health platform that we partner with, doctors work for certain hospitals and can provide in-person health services. Many of them also register for our virtual health platform to access nationwide patients online. The tiers of the hospitals correlate to patients' expected service quality, as large hospitals are usually equipped with experienced doctors and advanced medical equipment.

where, e_{h_att} denotes the high-order representation of hospital attributes, $w_{h1}, w_{h2} \in R^{e \times e}$ are parameter matrices, $b_{h1}, b_{h2} \in R^e$ are biases, and \tilde{e}_{hos} denotes the updated doctor node embedding.

Attention-aware High-order Propagation Layer



We employ a knowledge-aware attention mechanism to represent the information propagation process of G_j . The key benefit of recursively aggregating high-order information with attentional weight lies in its capability of exploiting complex associations between node entities in G_j . As noted in Figure 4, an entity can connect and transfer information to multiple neighbor entities. High-order information propagation unveils the indirect connectivity between entities. Consider an entity h , which is the head entity for a set of triplets $\{(h, r, t) | (h, r, t) \in G_j\}$. According to its first-order connectivity structure, its embedding is the linear combination of h 's ego-network:

$$e_{N_h} = \sum_{(h,r,t) \in N_h} \pi(h, r, t) e_t \quad (9)$$

where $\pi(h, r, t)$ controls the knowledge-aware attention weights allocated to each propagation, and the amount of information propagated from tail entity t via relation r . The $\pi(h, r, t)$ depends on the distance between e_h and e_t in r 's relation space, and is formulated as:

$$\pi(h, r, t) = (W_r e_r)^T \tanh(W_r e_r + e_r) \quad (10)$$

$$\pi(h, r, t) = \frac{\exp(\pi(h, r, t))}{\sum_{(h,r',t') \in N_h} \exp(\pi(h, r', t'))} \quad (11)$$

To aggregate the entity representation of h and its ego-network, we adopt the bi-interaction aggregation operation which considers two types of feature interactions between e_h and e_{N_h} :

$$e_h^{(1)} = f(e_h, e_{N_h}) = \text{LeakyReLU}(W_1(e_h + e_{N_h})) + \text{LeakyReLU}(W_2(e_h \odot e_{N_h})) \quad (12)$$

where $W_1, W_2 \in R^{e \times e}$ are trainable weight matrices, and \odot denotes the element-wise product.

High-order information propagation is realized by stacking more propagations layers. Information propagation between i -th layer and $(i - 1)$ -th's layer is formulated as:

$$e_h^{(i)} = f(e_h^{(i-1)}, e_{N_h}^{(i-1)}) \quad (13)$$

where $e_h^{(i-1)}$ is the representation of entity h updated from the previous information propagation operations, comprising of information from its $(i - 1)$ -hop neighbors. In the initial information propagation iteration, $e_h^{(i)}$ is set as \tilde{e}_h which further contributes to the representation of entity h at layer i . As noted earlier, the embedding and attribute encoding layer has injected the entity attribute information into the representation \tilde{e}_h . As a result, essential information can propagate along the connectivity, such as *patient 1 (has) disease 1 (has) patient 2 (visit) hospital 2*, to fully exploit the complex knowledge network and learn entity representations.

We use TransR (Y. Lin et al., 2015) to learn entities and their relationship embeddings given the knowledge graph structure and node representation generation mechanism. TransR models entities and their relationships to distinct spaces (i.e. entity space and relationship spaces) and optimize their embeddings according to the translation principle. Specifically, for an existing triplet (h, r, t) with e_h and e_t as projected representations in the relation r 's space, the plausibility score is:

$$g(h, r, t) = \left\| W_r e_h + e_r - W_r e_t \right\|_2^2 \quad (14)$$

where $W_r \in R^{dr \times de}$ represents the transformation matrix of relation r that project entities from the de -dimension entity space into dr -dimensional relation space. The plausibility score is expected to

be lower for true triplets, and vice versa. TransR adopts the plausibility scores of valid and invalid triplets to optimize the pairwise ranking loss:

$$L_G = \sum_{(h,r,t,t') \in T} -\ln \sigma(g(h,r,t') - g(h,r,t)) \quad (15)$$

where $\{(h,r,t) | (h,r,t) \in G_j, (h,r,t') \notin G_j\}$, and (h,r,t') is invalid triplet constructed by replacing one of the entities in a valid triplet randomly. $\sigma(\cdot)$ is the sigmoid function.

Temporal Knowledge Aggregation Layer

As previously described, the knowledge network structure is highly dynamic as the patient-doctor-disease-hospital relations evolve over time. Feeding the entire set of health consultation records into a single static knowledge network neglects the dynamic nature of knowledge and may fail to capture the complicated relationship of different stakeholders in the virtual health ecosystems. To tackle this issue, we design a sliding time window-based temporal knowledge aggregation layer. As illustrated in Figure 5, by dividing the entire observation period into m equal-length time windows, we can construct a sub-knowledge network G_j for the j -th

observation time window to learn the temporal patient-doctor-disease-hospital relations. Let

$\{G_1, G_2, \dots, G_m\}$ be the set of sub-knowledge networks for m sliding time windows, and $\{e_h^1, e_h^2, \dots, e_h^m\}$

be the embeddings learned for the same entity h from m sub-knowledge networks. We first perform mean pooling to fuse the sub-knowledge network representations as follows:

$$e_h^{local} = \frac{1}{m} \sum_{j=1}^m e_h^j \quad (16)$$

where e_h^{local} denotes the local representation learned from a set of time windows. We also learn a

global representation e_h^{global} for entity h from the entire observation period. Next, we combine e_h^{local}

and e_h^{global} to further enrich the entity representation:

$$e_h^{overall} = LeakyReLU\left(W_{temp}\left[e_h^{local}, e_h^{global}\right]^T + b_{temp}\right) \quad (17)$$

where $e_h^{overall}$ is entity representation with “global” and “local” knowledge, W_{temp} is trainable parameter matrix, and b_{temp} is the bias parameter.

To summarize, for each sub-knowledge network, the embedding and attribute encoding layer injects the entity attribute information into entity representations, which further propagate along the network high-order connectivities controlled by the attentional weights and constitute high-order entity representations. The attentional mechanism discriminates between different neighbor nodes as well as their information to keep information with higher predictive value and reduce noise information. The entity representations learned from sub-knowledge networks are then integrated into entity global representations to output dynamic entity representations. Notably, DKGAT can adaptively pay more attention to sub-knowledge networks containing information generated in a more relevant period of time.

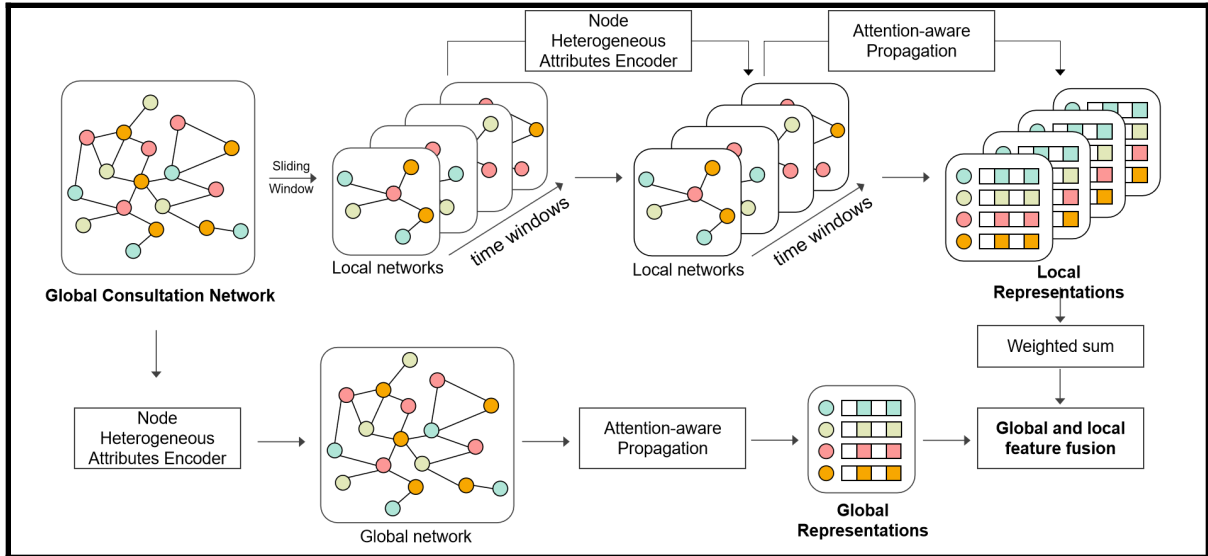


Figure 5. Temporal Knowledge Aggregation

Module 3: Offline Medical Trace Feature Extraction

Virtual health and offline in-person health services are complementary to each other. Virtual health services have unique advantages in situations where additional test results are not needed, immediate medical advice is required, the patient needs further clarification from the doctor regarding the need

to visit the hospital, or a second opinion is necessary for a known diagnosis or test results. This indicates that patient offline medical traces and online consultations are interconnected, that is, offline medical traces offer additional information about patients’ online healthcare needs. Incorporating necessary features of patient offline traces can further reduce the information asymmetry in previous modules that consider patient online experiences alone. To extract the offline medical trace features, a similar offline knowledge network, $G_{offline}$, is constructed comprising the entities and relations defined in Table 4. With $G_{offline}$, we can extract the offline relationships between patients, doctors, hospitals, and diseases, thus to enrich the output patient and doctor representations for prediction. The representation learning model of $G_{offline}$ consists of two layers: 1) embedding and attribute encoding layer and 2) attention-aware high-order propagation layer, which are similar to DKGAT. The temporal aggregation of offline knowledge is not included considering the sparsity of patient offline medical records, which may cause insufficient training of sub-knowledge networks and compromise the representation quality. Let e_{off_p} and e_{off_d} be the patient and doctor embeddings learned from offline medical traces, respectively. These entity embeddings will be fed into the feature fusion layer together with patient and doctor embeddings learned from online medical knowledge and consultation dialogues.

Module 4: Multimodal Fusion of Explicit and Implicit Knowledge

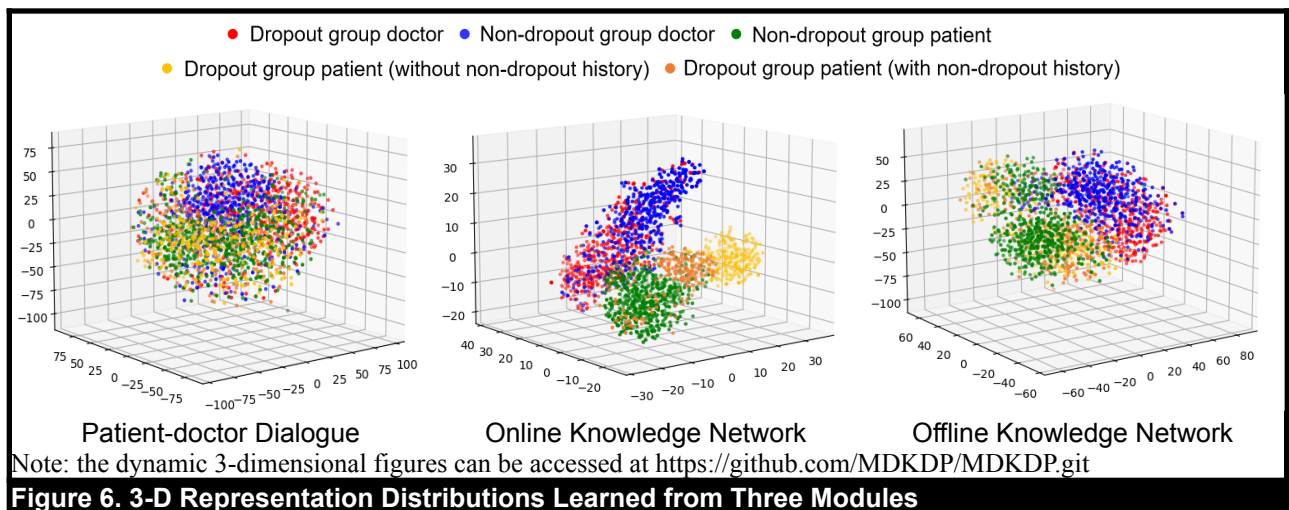


Figure 6. 3-D Representation Distributions Learned from Three Modules

Fully exploiting the interactions between multimodal features learned from patient-doctor consultation dialogue, dynamic online knowledge networks, and offline knowledge networks, resolves the information asymmetry in patient dropout prediction (Fukui et al., 2016). According to our literature review, MCBP is best to address our explicit and implicit knowledge fusion needs. Moreover, compact bilinear pooling is discriminative and end-to-end learnable. It also allows flexible input size compared to other state-of-the-art pooling techniques (Y. Gao et al., 2016; Krizhevsky et al., 2017). Therefore, we build upon the compact bilinear pooling methods for feature fusion. The essence of compact bilinear pooling is approximating nonlinear kernel functions using low dimension feature maps. Therefore, by taking a kernelized view, using carefully designed projection techniques to approximate the nonlinear kernels can speed up the computation process with less information loss (Y. Gao et al., 2016). We conduct preliminary analysis of the learned multimodal representations to observe the distribution characteristics for optimal selection of projection algorithms. We randomly select 500 successful patient-doctor consultations and 500 dropout patient-doctor consultations, and obtain the representations for these 1,000 patients and 1,000 doctors. We then use t-SNE (Maaten & Hinton, 2008) to map the representations of sampled patients and doctors to 3-dimensional space and plot the feature distributions in Figure 6. The representation distributions vary among different modalities. As shown in Figure 6, the patient- and doctor- representations learned from online knowledge networks are easy to separate. However, the boundary between the non-dropout group and dropout group are blurred and curved, which are related to homogeneous polynomial kernels. Figure 6 also displays the patient- and doctor- representations learned from offline knowledge networks. Although a soft boundary can be observed between patient and doctor representations, no clear boundary exists between the non-dropout group and dropout group, as samples from these two groups are intermingled with one another. This scattered and complex distribution corresponds to inhomogeneous polynomial kernels for feature processing. Moreover, Figure 6 illustrates the representation distribution learned from consultation

dialogues. Unlike the other two distributions, there is no clear boundary between the non-dropout group and dropout group, neither between patient- and doctor- representations. This scattered pattern may also call for inhomogeneous kernels to map the features to low-dimension space. Overall, the disparate representation distributions learned through three modules encompass both homogeneous and inhomogeneous kernels related boundaries. Such complexity suggests the necessity to combine homogeneous and inhomogeneous kernels because employing a single feature mapping technique may fail to capture all the necessary information in both the homogeneous and inhomogeneous distributed representations (Zanaty & Afifi, 2011; Zhang et al., 2021).

Therefore, we develop a feature mapping approach named Mix-CBP that takes advantage of the respective strengths of different projection algorithms in approximating homogeneous and inhomogeneous kernels. For inhomogeneous kernel related features, Random Maclaurin (RM) feature map can provide an unbiased estimate of the kernel value for each pair of points selected from the problem domain (Kar & Karnick, 2012). This approach has proved to produce small errors in approximating inhomogeneous kernels. However, its Maclaurin expansion tends to concentrate on low order terms that have small variance of estimates, which may lead to large variance for high-order kernels (Pham & Pagh, 2013). For homogeneous kernel related features, using Count Sketch and polynomial multiplication (FFT) to compute the projected low-dimensional feature can provide smaller errors especially for high-order terms in the kernel functions (Pham & Pagh, 2013). As demonstrated in prior studies, combining kernels with different strengths in machine learning algorithms can improve the algorithm performance for homogeneously and inhomogeneously distributed data sets (Zanaty & Afifi, 2011; Zhang et al., 2021). We unify these two different mapping mechanisms to guarantee the reliability of estimation results and reduce the bilinear feature dimensionality (i.e. 262K) to low-dimensional features (i.e. 8K).

Let \tilde{X}^p , e_{online_p} , and $e_{offline_p}$ be the patient embeddings learned from consultation dialogue, online medical knowledge, and offline hospital visit traces, respectively. We concatenate these

patient embeddings to obtain the patient embedding v_p that inputs into Mix-CBP. Similarly, let \tilde{X}^d ,

e_{online_d} , and $e_{offline_d}$ be the doctor embeddings learned from consultation dialogue, online medical

knowledge, and offline hospital visit traces, respectively. The doctor embedding v_d that input into

Mix-CBP is obtained by concatenating the above three doctor embeddings. With $v_p \in R^c$ and $v_d \in R^c$

as input, Mix-CBP projects their interactions into a low-dimensional feature space and obtain

$v_{mix} \in R^d$ as follows:

$$v_1 = \frac{1}{\sqrt{d}} \left(\sum_{i=1}^c w_1(i) v_p \right) \odot \left(\sum_{i=1}^c w_2(i) v_d \right) \quad (18)$$

$$v_2 = FFT^{-1} \left(FFT \left(\sum_{i=1}^c s_1(i) v_p w^{H_1(i)} \right) \odot FFT \left(\sum_{j=1}^c s_2(j) v_d w^{H_2(j)} \right) \right) \quad (19)$$

$$v_{mix} = sign(v_1) \sqrt{|v_1|} + sign(v_2) \sqrt{|v_2|} \quad (20)$$

where w_1, w_2, s_1, s_2 are independent and generated randomly using Rademacher vectors:

$[c] \rightarrow \{+1, -1\}$, and $w^{H_1(i)}, w^{H_2(j)}$ are count sketch hashing operations with $H_1(i), H_2(j)$

uniformly drawn from $\{1, \dots, d\}$. The details of Mix-CBP are shown in Algorithm 1.

Algorithm 1. Mix-CBP

```

1  Input: Patient representation after concatenation  $v_p \in R^c$  and doctor representation after concatenation  $v_d \in R^c$ 
2  Output: Fused representation of  $v_p$  and  $v_d$ :  $v_{mix} \in R^d$ 
3  procedure Mix-CBP( $v_p, v_d, c, d$ )
4      For  $k \leftarrow v_p, v_d$  do
5          if  $h_k, s_k$  not initialized then
6              Generate random but fixed  $h_k \in R^c$  and  $s_k \in \{+1, -1\}^c$  where  $h_k(i)$  is uniformly drawn from
                 $\{1, \dots, d\}$ ,  $s_k$  is uniformly drawn from  $\{-1, +1\}$ .
7               $v_k' = \Psi(v_k, h_k, s_k, c)$ 
8              Generate random but fixed  $W_k, W_k \in R^{d \times c}$ , where each entry is -1 or +1 with equal probability.
9               $x_{ts} = FFT^{-1}(FFT(v_d') \odot FFT(v_p'))$ 
10              $x_{rm} = \frac{1}{\sqrt{d}}(W_{vp} v_p) \odot (W_{vd} v_d)$ 
11              $\phi_{ts} = sign(x_{ts}) \sqrt{|x_{ts}|}$ 
12              $\phi_{rm} = sign(x_{rm}) \sqrt{|x_{rm}|}$ 
13              $v_{mix} = \phi_{rm} + \phi_{ts}$ 
14  return  $v_{mix}$ 

```

```

15 procedure  $\psi(v, h, s, c)$ 
16    $y = [0, \dots, 0]$ 
17   for  $i \leftarrow 1, \dots, c$  do
18      $y[h[i]] = y[h[i]] + s[i] \cdot v[i]$ 
19   return  $y$ 

```

Model Prediction and Optimization

Module 4 produces the fused representations $V_{mix} = \{v_{mix} \in R^d\}$ for our online consultation dataset

C_{online} . By inputting the V_{mix} into a feed-forward neural network with three layers and LeakyReLU

activation function, the final prediction output \tilde{y}_s is obtained. To predict the patient retention, let R^+

and R^- denote the set of positive and negative instances, respectively. Then, our loss function is:

$$L_{re} = -\frac{1}{N} \left(\sum_{s \in R^+} \log \sigma(\tilde{y}_s) + \sum_{s \in R^-} \log(1 - \sigma(\tilde{y}_s)) \right) \quad (21)$$

where N denotes the number of training instances, σ is a sigmoid function that converts a prediction \tilde{y}_s to a probability value denoting the likelihood that a patient will drop out from the next

consultation. The loss function for MDKDP is composed of two parts: prediction loss and DKGAT loss. We define the overall objective function as follows:

$$L_{overall} = L_G + L_{re} + \lambda \|\Theta\|^2 \quad (22)$$

where Θ denotes model trainable parameters, and L_G is computed according to equation (15). For the optimization of $L_{overall}$, we optimize L_G and L_{re} alternatively.

DESIGN EVALUATION

Research Context

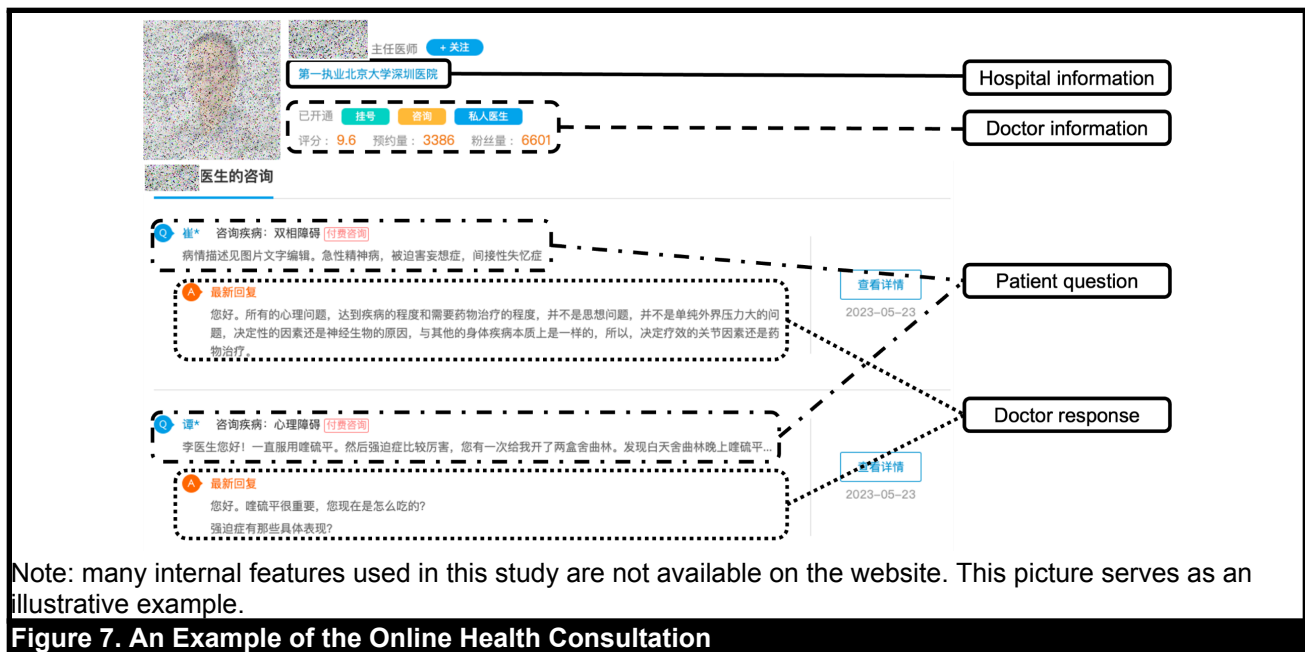
We have partnered with one of the largest virtual health platforms in China, JianKang160².

JianKang160 provides cloud-based solutions for hospitals and virtual health services for patients across China, such as setting up appointments for offline hospital visits, online health consultations, online physical exams, and online pharmacies. According to internal statistics, as of 2023,

² <https://www.91160.com/>

JianKang160 has established industry collaborations with over 25,000 hospitals and health organizations, making it the largest virtual health platform in China by partner hospital size. Its virtual health services cover over 200 cities across China, surpassing 670,000 registered doctors and 190 million patients. Since its founding in 2005, the platform has provided more than 700 million online health consultations for patients. Given its size, patient population, and geographic coverage, JianKang160 offers a comprehensive representation of the virtual health industry in China.

The major service of the platform is online health consultation (mostly asynchronous provider-to-patient consultation). It offers telephone consultations, mobile app-based consultations, and private doctor consultations. The patients first select a doctor in the corresponding department. Then, they will be instructed to fill out demographic, medical history, and current health concerns. After that, the patients can make the payment and start the consultation. Figure 7 shows an example of the doctor selection and consultation process.



Patient dropout in online health consultation is a closely-monitored metric and strategic goal for the platform. Therefore, we focus on patient dropout prediction for the online health consultation service using comprehensive multimodal data generated during this process. Through our collaboration and data confidentiality agreement with the platform, we are given full (de-identified)

access to patient information, doctor information, hospital information, offline hospital visit data, online consultation, and consultation dialogues. The offline-hospital-visit dataset is a unique asset of JianKang160, whereas typical virtual health platforms only have access to patients' online health consultation data. Such an advantage stems from JianKang 160's extensive offline hospital partner network, which is the largest in China among peers. These hospitals use JianKang160's cloud services to enable patients to make offline service appointments using the platform. Therefore, online and offline data are shared mutually between the hospitals and the platform in order to understand patients' complete medical history and offer the highest-quality medical services by tamping down information asymmetry. These offline hospital visit data can be linked to the patients, doctors, and online consultation data via unique patient and doctor IDs. Much of this information is not disclosed to the public (e.g., patient information, doctor registry information, patient's medical history, offline hospital visit data, and more), and thus cannot be crawled from the website. Such high-fidelity and wide range of internal data offer invaluable advantages for us over most existing virtual health analytics studies. These data also provide a more comprehensive picture of the entire online consultation process. All the data do not contain any personally identifiable information. The author team and the platform have both signed the data usage agreement.

Data

Our research data encompass five groups of information: doctor information, patient information, online information, offline information, and dialogue information. The doctor and patient information is recorded when they register for the platform. The online information is generated each time a patient submits an online health consultation order, which records the patient's medical condition at each time. The patient and doctor information can be linked using unique IDs. The dialogue information is the more fine-grained descriptions of each online health consultation.

In this study, we are provided the online health consultation data that occurred between January 2022 to June 2022, together with all the corresponding information of the patient, doctor, hospital affiliation of the doctor, offline hospital visit data, online consultation, and consultation dialogues.

Table 5 shows the summary statistics of our research data. The “registered” column denotes all the attempted consultations, including finished, unpaid, and unfinished ones. The “active” column denotes the consultations that reached the actual consultation phase. The data points in the “registered” column that were not finished are mostly because users click consultation by accident and close it momentarily. Therefore, we include all the data points in the “active” column in all the following empirical analyses.

Statistics	Registered	Active
No. of Consultations	222,857	170,971
No. of Patients	115,313	97,158
No. of Doctors	9,064	7,984
No. of Hospitals	1,165	956
No. of Diseases	80	80

Benchmark Methods

According to our literature review, we select three groups of benchmark methods. The first group includes the widely used traditional machine learning methods, including decision trees (DT), logistic regression (LR), random forest (RF), support vector machine (SVM), and Linear Discriminant Analysis (LDA). These benchmarks cannot learn the dynamic network knowledge and multimodal data in an end-to-end manner. To ensure fair comparisons, we use the learned representations of the dynamic network and consultation dialogues from our model as the features of these traditional machine learning models. The second group is the common deep learning models, including neural network (NN), convolutional neural network (CNN), recurrent neural network (RNN), long short-term memory (LSTM), and vanilla Transformer. These models do not consider dynamic network knowledge and fall short in modeling multimodal data. The third group involves state-of-the-art studies in patient dropout prediction, as described in the related work. These studies include Pedersen et al. (2019), Ramachandran et al. (2020), Pradier et al. (2020), Maskew et al. (2022), Bennemann et al. (2022), Mütze et al. (2022), and Giesemann et al. (2023). Comparison with these studies validates our model in a similar context as the existing approaches.

We use TensorFlow for the implementation of MDKDP. The embedding size is set to 64 for all

modules as well as the entity attribute embedding. Mini-batch Adam is adopted to optimize the embedding loss and prediction loss (Eq. 22). We select Adam because of its superior optimization capability and ability to control the learning rate w.r.t. the absolute value of gradient. It is used with a fixed batch size of 1024. For parameter initialization, we use the default Xavier initializer and employ grid search to tune hyper-parameters. Specifically, the learning rate is tuned with a set of options of $\{0.005, 0.001, 0.0005, 0.0001, 0.00005, 0.00003, 0.00001\}$, the coefficient of L2 normalization with options of $\{1e-5, 1e-4, 1e-3, 1e-2, 1e-1\}$, and the threshold for dropout prediction with options of $\{0.0, 0.1, \dots, 0.8\}$. For the learning of knowledge from the online virtual healthcare history, we let the entity information in DKGAT propagate up to third-order connectivity with hidden dimensions set as 64, 32, and 16 respectively. The hyperparameters of the benchmarks are fine-tuned after large-scale experiments. The parameter settings are reported in Table 6. The following evaluation results report the fine-tuned performances of the benchmarks.

Model	Parameter	Value
DT	Criterion	gini
RF	Number of estimators	100
	Criterion	gini
SVM	Regularization parameter C	1
	Kernel	Linear
	Degree	3
LDA	Solver	Singular value decomposition
NN	Number of hidden layers	3
CNN	Conv 1/2 - kernel size	[3, 3]
	Conv 1 - number of kernels	32
	Conv 2 - number of kernels	64
	Pool 1/2 - pool size	[2, 2]
RNN	Number of hidden units	64
LSTM	Number of hidden units	64
Transformer	Number of heads	4
	Number of layers	1
Maskew et al. (2022)	Number of estimators	100
	Learning rate	1
Bennemann et al. (2022)	Estimators	Random Forest + KNN
	Final estimator	LogisticRegression
Mütze et al. (2022)	Alpha	0.1
Giesemann et al. (2023)	Estimator	Decision Tree
	Number of estimators	10
Ramachandran et al. (2020)	Number of estimators	100
	Learning rate	0.1

Prediction Evaluation

As patient dropout prediction is a classification problem, we adopt F1-score, precision, and recall as the evaluation metrics. We use 80% of our data as the training set, 10% as validation set, and 10% as test set. Below we evaluate our model and the above three groups of benchmark methods. The best model should have the highest F1-score. The following performances are the mean of 10 experimental runs. For the deep learning-based models, we also report the standard error of the performances to show their statistical significance. We first compare our model with traditional machine learning models. Table 7 shows the results.

Model	F1	Precision	Recall
MDKDP (Ours)	0.7701 ± 0.0033	0.8902 ± 0.0038	0.6787 ± 0.0019
DT	0.5330 ± 0.0023	0.5181 ± 0.0018	0.5489 ± 0.0031
LR	0.5618	0.6757	0.4808
RF	0.6241 ± 0.0046	0.7867 ± 0.0058	0.5175 ± 0.0052
SVM	0.5476	0.6477	0.4744
LDA	0.5546	0.8355	0.4151

Model	F1	Precision	Recall
MDKDP (Ours)	0.7701 ± 0.0033	0.8902 ± 0.0038	0.6787 ± 0.0019
NN	0.7381 ± 0.0064	0.8588 ± 0.0045	0.6473 ± 0.0023
CNN	0.7458 ± 0.0011	0.8682 ± 0.0041	0.6538 ± 0.0033
RNN	0.7341 ± 0.0019	0.8572 ± 0.0072	0.6425 ± 0.0046
LSTM	0.6902 ± 0.0028	0.7613 ± 0.0011	0.6324 ± 0.0049
Transformer	0.7227 ± 0.0017	0.8405 ± 0.0044	0.6340 ± 0.0020

Model	F1	Precision	Recall
MDKDP (Ours)	0.7701 ± 0.0033	0.8902 ± 0.0038	0.6787 ± 0.0019
Pedersen et al. (2019)	0.5618	0.6757	0.4808
Ramachandran et al. (2020)	0.5686	0.7404	0.4615
Pradier et al. (2020)	0.6241 ± 0.0046	0.7867 ± 0.0058	0.5175 ± 0.0052
Maskew et al. (2022)	0.4931	0.5788	0.4295
Bennemann et al. (2022)	0.6580 ± 0.0017	0.7320 ± 0.0030	0.5976 ± 0.0020
Mütze et al. (2022)	0.2747	0.5534	0.1827
Giesemann et al. (2023)	0.6150 ± 0.0049	0.7644 ± 0.0046	0.5146 ± 0.0055

Compared to the best-performing traditional machine learning model (RF), our model improves F1-score by 0.146. Our model’s precision and recall consistently lead all the other machine learning

models. Such a significant performance improvement indicates that the design of knowledge graphs of online and offline and multimodal data greatly contribute to patient dropout prediction. We further compare our model with commonly used deep learning structures in Table 8.

Compared to the best-performing deep learning structure (CNN), our model increases F1-score by 0.0243. Such superior performance is robust in precision and recall as well. This performance improvement is due to our model’s capability to learn dynamic network and dialogue knowledge in an end-to-end fashion and our multimodal fusion strategy. In addition to the above commonly adopted machine and deep learning predictive methods, we also compare our model with state-of-the-art studies in patient dropout prediction. The results are reported in Table 9.

Compared to the leading patient dropout prediction study (Bennemann et al. 2022), our model improves the F1-score by 0.1121. These studies mostly use traditional machine learning approaches, such as AdaBoost, Extreme Gradient Boosting, GLM stacking, LASSO, Stochastic Gradient Boosting, Linear Discriminant Analysis, Bagged CART, random forest, among others. They fall short in capturing the dynamic network and multimodal knowledge graphs. Figure 8 sorts all three groups of baseline models and our model according to their F1-scores.

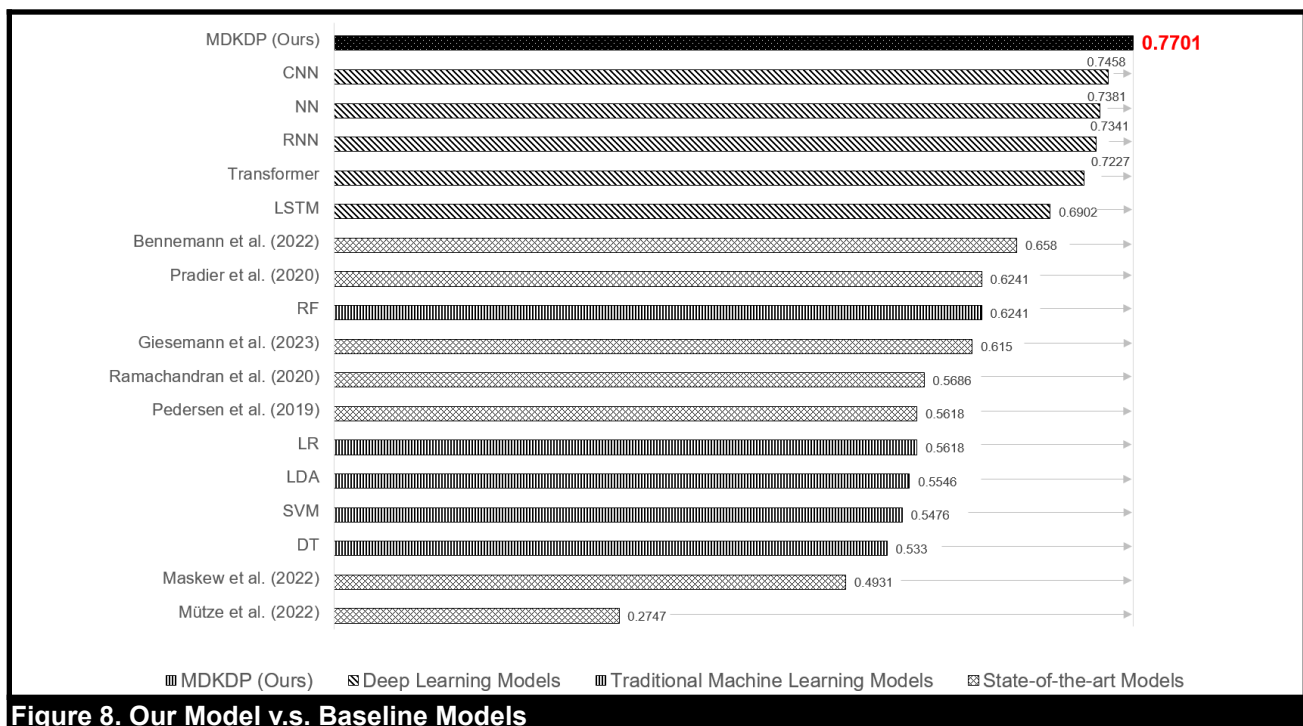


Figure 8. Our Model v.s. Baseline Models

Robustness Analyses

Our method is composed of multiple critical design components. We first delineate the individual effect of each component, as shown in Table 10. The individual component improvement is visualized in Figure 9. The dialogue model consists only of the dialogue component (Module 1). This is the most essential information of the virtual health consultation and directly affects patient dropout. Only considering this model reaches a base F1-score of 0.6164. Our virtual health platform collaborator partners with hospitals across China and has access to its registered patients’ offline traces. Using the offline data, we construct an offline knowledge network. The second model considers the effectiveness of this offline component (Module 3), which boosts the base F1-score to 0.6820. In addition to the offline data, our virtual health platform partner collects patients’ online consultation traces. Similarly, we construct the online counterpart of the knowledge network (Module 2). The third model shows its effect. This online network (F1 = 0.7446) is shown to be more effective than the offline network. When combining the offline and online networks, the model reaches the highest performance, with an F1-score of 0.7609. As described in the method section, we develop a dynamic online network. An alternative design is a static network, where the network does not change over time. The fourth model shows the effect when using the static network (F1 = 0.7517), which is proven to be inferior to our dynamic network design. We also modify the KGAT network by designing an attribute encoder in the network. The fifth model removes this attribute encoder to test its effect. The result shows the attribute encoder improves the F1 score by 0.92%.

Model	F1	Precision	Recall
Dialogue model	0.6164 ± 0.0011	0.6908 ± 0.0094	0.5577 ± 0.0058
Dialogue + offline network	0.6820 ± 0.0065	0.7887 ± 0.0014	0.6029 ± 0.0080
Dialogue + dynamic online network	0.7446 ± 0.0035	0.8909 ± 0.0120	0.6409 ± 0.0065
Dialogue + static online network + offline network	0.7517 ± 0.0005	0.8405 ± 0.0068	0.6805 ± 0.0040
Dialogue + dynamic online network (remove attribute) + offline network (remove attribute)	0.7609 ± 0.0003	0.8659 ± 0.0031	0.6787 ± 0.0021
Dialogue + dynamic online network + offline network	0.7701 ± 0.0033	0.8902 ± 0.0038	0.6787 ± 0.0019

The dynamic network is a crucial component to capture the evolving knowledge of the patients, doctors, diseases, and hospitals. To construct such a dynamic network, we use a sliding window of four weeks to develop a time series of sub-networks. To validate that this four-week sliding window is optimal, we perform a sensitivity analysis. Table 11 shows the effect of the sliding window length on the prediction performance. The results endorse our sliding window design choice.

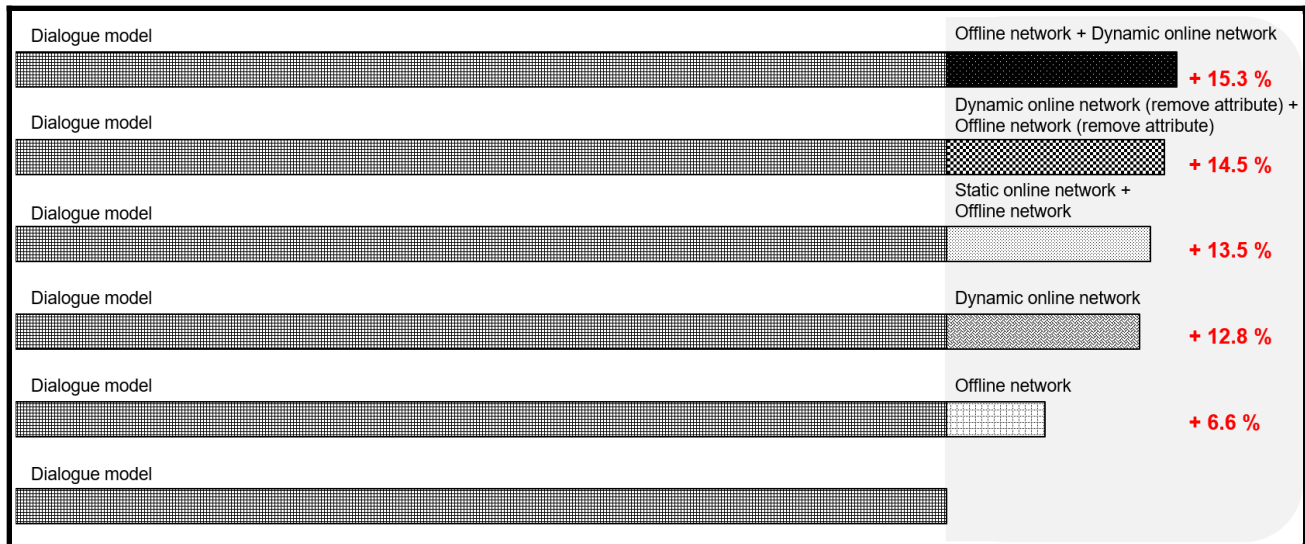


Figure 9. Individual Component F1 Improvement

Table 11. The Effect of Sliding Window of the Dynamic Network

Sliding Window	F1	Precision	Recall
Two weeks	0.7544 ± 0.0010	0.8615 ± 0.0039	0.6712 ± 0.0034
Four weeks	0.7701 ± 0.0033	0.8902 ± 0.0038	0.6787 ± 0.0019
Six weeks	0.7566 ± 0.0007	0.8793 ± 0.0069	0.6644 ± 0.0044
Eight weeks	0.7552 ± 0.0014	0.8688 ± 0.0034	0.6681 ± 0.0037

Continuing on the dynamic network design, the observation window to construct the sub-networks can be optimized as well. Our model opts for a six-month window to construct the sub-networks. Table 12 shows the influence of the observation window size on the patient dropout prediction performance. The results support our design choice.

Table 12. The Effect of the Observation Window of the Sub-networks

Observation Window	F1	Precision	Recall
One month	0.7584 ± 0.0004	0.8760 ± 0.0033	0.6688 ± 0.0021
Two months	0.7582 ± 0.0009	0.8776 ± 0.0045	0.6677 ± 0.0026
Three months	0.7581 ± 0.0016	0.8529 ± 0.0041	0.6825 ± 0.0047
Six months	0.7701 ± 0.0033	0.8902 ± 0.0038	0.6787 ± 0.0019

In our online dynamic network, we included the patient entity, doctor entity, hospital entity, and disease entity. Each entity type contributes to an essential part of the network knowledge. To verify the effectiveness of each entity type, we conduct an ablation study of the dynamic network, that is, removing one entity type at a time. Table 13 reports the ablation study results. Removing any entity significantly hampers the prediction performance of the dynamic network. Therefore, our design of the dynamic network is the most appropriate.

Model	F1	Precision	Recall
Ours	0.7701 ± 0.0033	0.8902 ± 0.0038	0.6787 ± 0.0019
Remove patient entities	0.6543 ± 0.0067	0.6619 ± 0.0046	0.6474 ± 0.0041
Remove doctor entities	0.6680 ± 0.0011	0.7049 ± 0.0041	0.6349 ± 0.0029
Remove hospital entities	0.7577 ± 0.0009	0.8654 ± 0.0039	0.6740 ± 0.0026
Remove disease entities	0.7525 ± 0.0006	0.8572 ± 0.0137	0.6729 ± 0.0088

Another critical design component is our multimodal fusion strategy. There exist many more fusion strategies. However, many of them are tailored to certain specific data modality, such as image or audio, which imposes strict restriction on the input, making them inapplicable to our study. In Table 14, we test the effect of four alternative fusion strategies that are the most relevant to us. The most straightforward design is a simple concatenation of multiple data modalities. This strategy fails to consider the heterogeneity of different data sources. A related strategy is the element-wise average of the multiple data modalities. This average operation falls into the same trap as the concatenation method – that is, the incompatibility of different modalities is not considered. The third alternative is using the Tensor sketch method, and the fourth method is the Random Maclaurin method (Qian et al., 2022). The last two methods are different functions in the Random Projection. The results indicate our fusion design choice is optimal.

Fusion Strategy	F1	Precision	Recall
MDKDP (Ours)	0.7701 ± 0.0033	0.8902 ± 0.0038	0.6787 ± 0.0019
Concatenation fusion	0.7428 ± 0.0046	0.9077 ± 0.0036	0.6287 ± 0.0019
Average fusion	0.7377 ± 0.0012	0.8672 ± 0.0042	0.6420 ± 0.0028
Tensor sketch	0.7633 ± 0.0004	0.8812 ± 0.0048	0.6736 ± 0.0031
Random Maclaurin	0.7643 ± 0.0009	0.8560 ± 0.0029	0.6905 ± 0.0020

In the previous analyses, we use all the diseases to predict patient dropout. In reality, different hospital departments have significantly different dropout rates, resulting from the distinct complexity and severity of diseases. To show that our model is robust in predicting patient dropout in various diseases, we perform the heterogeneity analysis of diseases. Table 15 shows the dropout rates of the most common diseases in this platform as well as the F1-score, precision, and recall of our model in each of these diseases. The results suggest our model is robust and reaches consistently high performance in predicting patient dropout. Additionally, there is heterogeneity among different diseases. Specifically, our model performs the best for dental diseases and orthopedic disorders. Dental diseases are usually minor health concerns in the virtual health consultation setting. It is relatively easy to predict and intervene in patient dropout. For orthopedic disorders, the high prediction performance is because these diseases account for the highest patient dropout rates. Frequent dropout instances reduce the complexity of unbalanced prediction. Cases of Dermatology, Gynecology, Dentistry, Endocrinology, ENT, ART, Chinese Medicine, Urology, Orthopedics, Ophthalmology, and Hematology, where our model consistently performs high (mostly higher than the performance for all patients), constitute the majority of the online health consultations (51.44%).

Table 15. Analysis of Heterogeneity of Diseases

Disease	Dropout Rate	% Cases	F1	Precision	Recall
All	5.18%	100.00%	0.7701 ± 0.0033	0.8902 ± 0.0038	0.6787 ± 0.0019
Dermatology	5.61%	12.77%	0.7668 ± 0.0008	0.9959 ± 0.0027	0.6234 ± 0.0000
Gynecology	6.03%	8.59%	0.8182 ± 0.0018	0.9022 ± 0.0115	0.7500 ± 0.0069
Dentistry	5.32%	4.79%	0.8968 ± 0.0009	0.9789 ± 0.0085	0.8286 ± 0.0078
Endocrinology	5.25%	4.56%	0.8511 ± 0.0000	0.9524 ± 0.0000	0.7692 ± 0.0000
ENT	3.53%	3.67%	0.8283 ± 0.0051	1.0000 ± 0.0000	0.7071 ± 0.0071
ART	2.43%	3.54%	0.8406 ± 0.0048	0.9273 ± 0.0121	0.7692 ± 0.0000
Chinese Medicine	2.65%	2.86%	0.7924 ± 0.0051	0.8711 ± 0.0119	0.7273 ± 0.0000
Urology	5.08%	2.74%	0.7200 ± 0.0000	0.9000 ± 0.0000	0.6000 ± 0.0000
Orthopedics	7.28%	2.71%	0.8811 ± 0.0027	0.9497 ± 0.0003	0.8217 ± 0.0044
Ophthalmology	4.44%	2.66%	0.8537 ± 0.0077	0.8911 ± 0.0015	0.8200 ± 0.0133
Hematology	5.74%	2.55%	0.9154 ± 0.0013	0.9678 ± 0.0028	0.8684 ± 0.0000

One unique advantage of virtual health platforms over offline hospitals is that they allow for health consultations free of geographic constraints. While local patients (patient residence city is the

same as doctor residence city) are important for the platform, cross-city patients (patient residence city is different from doctor residence city) are strategic targets of the platform, because cross-city patients allow the platform to expand into suburban and rural areas. This is especially true in China, where the best and majority of health resources are concentrated in a few megacities. Patients in suburban and rural areas usually do not have access to high-quality healthcare. The virtual health platform resolves this issue. Due to the significance of cross-city patients, we split the patients into local patients and cross-city patients and test our model in both groups. Table 16 reports the results. Our model reaches consistently high performance in both groups. In particular, our model has a higher F1-score (0.7978) in cross-city patients than in all patients. This is a very meaningful future expansion of the platform.

Table 16. Analysis of Patient Groups			
Group	F1	Precision	Recall
All	0.7701 ± 0.0033	0.8902 ± 0.0038	0.6787 ± 0.0019
Local patients	0.7602 ± 0.0003	0.9291 ± 0.0010	0.6433 ± 0.0004
Cross-city patients	0.7978 ± 0.0009	0.8886 ± 0.0053	0.7241 ± 0.0030

DISCUSSION AND FUTURE RESEARCH

The global healthcare industry is facing the challenge of providing accessible and high-quality healthcare. Virtual health applications have emerged as a promising solution to mitigate health disparities and overcome barriers. The COVID-19 pandemic has accelerated the development of the virtual health industry, which is experiencing continued growth. However, patient retention is a major challenge for virtual health platforms seeking sustainable long-term growth. Information asymmetry is inherent in virtual health delivery, making patient retention more challenging than traditional healthcare services. To address this issue, we have developed a Multimodal Dynamic Knowledge-driven Dropout Prediction (MDKDP) framework. This framework devises both a pre-trained language model to represent patient-doctor communication processes and the Dynamic Knowledge Graph Attention Networks to integrate information from key stakeholders in the virtual health ecosystem and from virtual and offline healthcare systems. We evaluate the proposed

framework using real-world data from one of the largest virtual health platforms in China. The experimental results show that our framework enhances the predictive power of patient dropout for virtual health platforms and outperforms traditional machine learning methods, deep learning methods, and state-of-the-art patient dropout prediction methods.

Research Contributions and Implications to IS Research

From the perspective of design science, we make two contributions. First, we propose a novel framework for predicting patient dropout in virtual health using multimodal dynamic knowledge graph attention network and text mining techniques. Second, as part of our framework, we propose two novel IT artifacts, which include (1) the new dynamic knowledge graph attention networks for representing the complicated relationships among various stakeholders in online and offline healthcare systems, and (2) the new multimodal fusion techniques to effectively integrate information from doctor-patient communication and knowledge networks.

Our proposed framework also has three implications for IS research. First, our proposed framework emphasizes the importance of knowledge-driven machine learning, which involves integrating dynamic domain knowledge into the prediction of patient dropout. The asymmetric distribution of information is considered a key friction in many problem domains. Knowledge-driven machine learning offers numerous opportunities and a viable way to tackle the problem of information asymmetry within the field of IS. Our modeling framework and design principles offer a nascent design theory that can inspire other scholars to explore the potential of knowledge-driven machine learning (Abbasi et al., 2016; Chau et al., 2020; Yang et al., 2022; Zimbra et al., 2018).

Second, our work contributes to IS research on IT-supported collaboration (Manju et al., 2020), which involves the use of information technology to facilitate real-time communication and information sharing. Our research specifically focuses on virtual health, a subset of IT-supported collaboration that utilizes technology to provide remote healthcare services. This includes electronic health systems, online consultation platforms, computers, mobile devices, and other technologies that enable healthcare providers to diagnose, treat, and monitor patients from a distance.

IT-supported collaboration is a critical area of research that has the potential to improve healthcare quality, reduce costs, and enhance patient outcomes. Meanwhile, our work has a strong connection with IS use (Burton-Jones et al., 2017). IS use is closely related to virtual health, which involves the use of technology to provide healthcare services remotely (Goh et al., 2016; Venkatesh et al., 2016). Our work specifically addresses the patient dropout problem in virtual health. The relationship between IS use and virtual health is an important area of research that has the potential to improve healthcare outcomes and increase access to healthcare services.

Third, our work also contributes to the area of IS research on Health IT (Baird et al., 2018). Health IT and virtual health are closely related, as virtual health heavily relies on health IT to provide remote healthcare services. Our work contributes to overcoming the challenges associated with virtual health. Although this study focuses on patient dropout, similar methods to our approach can also be applied to patient outcome, trajectory, and satisfaction predictions.

Practical Implications

The practical implications of this study are three-fold. First, on the patient level, the ability to predict patient dropout in virtual health platforms is a critical aspect of patient care that can greatly benefit patients with healthcare needs. Patient dropout prevention is essential to ensure that patients receive consistent and continuous care from their providers, which is crucial for managing chronic diseases and ensuring positive patient outcomes.

Second, on the virtual health provider and platform level, it is important for virtual health providers to be able to predict which patients may be at risk of leaving the service. By leveraging data and analytics, virtual health providers can identify patients who may be struggling with the technology, experiencing difficulty with their healthcare plan, or simply disengaging with the service. This can allow providers to intervene early and address any concerns or needs that patients may have, potentially improving patient satisfaction and dropout. Our accurate prediction results enable virtual health providers to focus on providing individualized care, leading to improved patient engagement and trust. This approach is likely to be highly effective, as it allows virtual health

providers to cater to the unique requirements of each patient, increasing the likelihood of success.

Third, on the population level, the ability to predict patient dropout can help improve healthcare quality and outcomes. When patients stay engaged with the service and receive consistent care, their health outcomes are likely to be better. This is particularly important for patients with chronic diseases or conditions that require ongoing care and monitoring. By identifying and addressing potential barriers to patient retention, healthcare providers can help to ensure that patients receive the care they need, ultimately leading to better healthcare outcomes on the population level.

Limitations and Future Work

Although promising, this study has several limitations. The first limitation arises from the use of data exclusively from a single virtual health platform in China. While the platform we collaborated with is among the largest in China and its data and profit model are highly representative, it is important to acknowledge the existence of diverse virtual health platforms that offer varied healthcare services. Additionally, healthcare systems vary across countries, implying that the development of virtual health and customer retention challenges may differ in each country. Consequently, it would be valuable to expand our research to encompass multiple platforms and countries in order to conduct comparative studies in the future. The second limitation relates to the issues of data security and privacy surrounding patient dropout prediction in virtual health. The prediction process necessitates the integration and transmission of sensitive and confidential medical information across platforms, as well as online and offline healthcare systems, which can raise privacy and security concerns. Patients may be reluctant to share their personal and medical data online, especially if they have doubts about the security measures implemented by the virtual health platforms. Exploring the connection between data security and the prevention of patient dropout in virtual health represents a crucial area of research that requires further investigation in the future.

In the future, our work can also be extended to real-time patient dropout prediction, incorporating the concept of human-computer interaction (HCI). HCI refers to the study and design of interactions between humans and computer systems, with a focus on understanding how patients

interact with technology, designing user-friendly interfaces, and enhancing the overall user experience. In the context of virtual health patient retention, HCI plays a significant role. By applying HCI principles to the prediction process, we have the potential to greatly improve the accuracy of patient dropout predictions. This approach allows the model to consider important factors such as patient experience, accessibility, communication, and personalization levels during virtual healthcare services. Furthermore, the identified HCI factors can be utilized to enhance virtual platforms. By considering the human factors involved in the interaction between patients and technology, virtual health platforms can create an environment that fosters patient satisfaction, engagement, and long-term retention. This feedback loop between HCI analysis and platform improvements contributes to an overall better patient experience and increased retention rates.

CONCLUSION

Amidst the significant changes brought by the Fourth Industrial Revolution, virtual health applications have emerged as one of the most promising solutions for the global burden of healthcare, while also mitigating health disparities. Compared to traditional healthcare services, patient retention in virtual health presents significant challenges due to the information asymmetry inherent in their delivery format. Our proposed framework innovatively addresses the information asymmetry issues in the virtual health delivery process, including the information asymmetry in the doctor-patient communication process, among different stakeholders in the virtual health ecosystem, as well as in the online and offline healthcare delivery systems. Extensive empirical studies with real-world data demonstrate that our framework achieves superior performance compared to numerous existing works by addressing information asymmetry issues. This framework is a deployable tool for virtual health platforms. It accurately predicts patient dropout and helps patients stay in their healthcare treatment, thereby assisting virtual health platforms in increasing revenue and improving healthcare outcomes for society as a whole. Meanwhile, knowledge-aware machine learning is a promising area of IS study that incorporates domain knowledge into the model design to develop efficient model structures with incorporated prior information and knowledge. This makes it

valuable in many problem domains with information asymmetry issues. Additionally, IT-supported collaboration, IS use, and health IT are critical areas of research that have the potential to improve overall healthcare quality and enlarge the impact of IS research.

REFERENCES

- Abbasi, A., Sarker, S., & Chiang, R. (2016). Big Data Research in Information Systems: Toward an Inclusive Research Agenda. *Journal of the Association for Information Systems*, 17(2).
- Akbari, H., Yuan, L., Qian, R., Chuang, W.-H., Chang, S.-F., Cui, Y., & Gong, B. (2021). VATT: Transformers for Multimodal Self-Supervised Learning from Raw Video, Audio and Text. *Advances in Neural Information Processing Systems*, 34, 24206–24221.
- Baird, A., Angst, C., & Oborn, E. (2018). Health Information Technology. *MIS Quarterly Research Curations*, Ashley Bush and Arun Rai. <https://doi.org/10.25300/06212018>
- Barile, S., Saviano, M., & Polese, F. (2014). Information Asymmetry and Co-Creation in Health Care Services. *Australasian Marketing Journal*, 22(3), 205–217.
- Barth, A., Mansouri, S., & Wöbbing, F. (2022). “Let Me Get Back to You”: A Machine Learning Approach to Measuring NonAnswers. *Management Science*.
- Bennemann, B., Schwartz, B., Giesemann, J., & Lutz, W. (2022). Predicting patients who will drop out of out-patient psychotherapy using machine learning algorithms. *The British Journal of Psychiatry: The Journal of Mental Science*, 1–10. <https://doi.org/10.1192/bjp.2022.17>
- Bergh, D. D., Ketchen, D. J., Orlandi, I., Heugens, P. P. M. A. R., & Boyd, B. K. (2019). Information Asymmetry in Management Research: Past Accomplishments and Future Opportunities. *Journal of Management*, 45(1), 122–158. <https://doi.org/10.1177/0149206318798026>
- Bestsenyy, O., Gilbert, G., Harris, A., & Rost, J. (2021). *Telehealth: A quarter-trillion-dollar post-COVID-19 reality?* [Article]. McKinsey & Company. <https://www.mckinsey.com/industries/healthcare/our-insights/telehealth-a-quarter-trillion-dollar-post-covid-19-reality>
- Burton-Jones, A., Stein, M.-K., & Mishra, A. (2017). *IS Use*. *MIS Quarterly*. <https://www.misqresearchcurations.org/blog/2017/12/1/is-use>
- Chaib, F., & Jasarevic, T. (2020, January 13). Urgent health challenges for the next decade. *World Health Organization Newsletter*. <https://www.who.int/news-room/photo-story/photo-story-detail/urgent-health-challenges-for-the-next-decade>
- Chau, M., Li, T., Wong, P., Xu, J., Yip, P., & Chen, H. (2020). Finding People with Emotional Distress in Online Social Media: A Design Combining Machine Learning and Rule-Based Classification. *Management Information Systems Quarterly*, 44(2), 933–955.
- Chen, Y., & Zhang, D. (2021). Theory-guided deep-learning for electrical load forecasting (TgDLF) via ensemble long short-term memory. *Advances in Applied Energy*, 1, 100004.
- Chen, Y., & Zhang, D. (2022). *Integration of knowledge and data in machine learning* (arXiv:2202.10337). arXiv. <https://doi.org/10.48550/arXiv.2202.10337>
- Chetouani, A., Treuillet, S., Exbrayat, M., & Jasset, S. (2020). Classification of engraved pottery sherds mixing deep-learning features by compact bilinear pooling. *Pattern Recognition Letters*, 131, 1–7. <https://doi.org/10.1016/j.patrec.2019.12.009>
- Chod, J., & Lyandres, E. (2021). A Theory of ICOs: Diversification, Agency, and Information Asymmetry. *Management Science*, 67(10), 5969–5989.
- Cui, Y., Che, W., Liu, T., Qin, B., Wang, S., & Hu, G. (2020). Revisiting Pre-Trained Models for

- Chinese Natural Language Processing. *Findings of the Association for Computational Linguistics: EMNLP 2020*, 657–668. <https://doi.org/10.18653/v1/2020.findings-emnlp.58>
- Dawson, G. S., Watson, R. T., & Boudreau, M.-C. (2010). Information Asymmetry in Information Systems Consulting: Toward a Theory of Relationship Constraints. *Journal of Management Information Systems*, 27(3), 143–178. <https://doi.org/10.2753/MIS0742-1222270306>
- Devlin, J., Chang, M.-W., Lee, K., & Toutanova, K. (2018). BERT: Pre-training of Deep Bidirectional Transformers for Language Understanding. *ArXiv:1810.04805 [Cs]*.
- Drager, R. D., Kelley Lee, Nick. (2009). Global Health Governance, A Conceptual Review. In *Global Health*. Routledge.
- Eysenbach, G. (2001). What is e-health? *Journal of Medical Internet Research*, 3(2), e20.
- Fowkes, J., Fross, C., Gilbert, G., & Harris, A. (2020). *Virtual health: A look at the next frontier of care delivery* [Article]. McKinsey & Company. <https://www.mckinsey.com/industries/healthcare/our-insights/virtual-health-a-look-at-the-next-frontier-of-care-delivery>
- Fukui, A., Park, D. H., Yang, D., Rohrbach, A., Darrell, T., & Rohrbach, M. (2016). Multimodal Compact Bilinear Pooling for Visual Question Answering and Visual Grounding. *Proceedings of the 2016 Conference on Empirical Methods in Natural Language Processing*, 457–468. <https://doi.org/10.18653/v1/D16-1044>
- Gao, J., Li, P., Chen, Z., & Zhang, J. (2020). A Survey on Deep Learning for Multimodal Data Fusion. *Neural Computation*, 32(5), 829–864. https://doi.org/10.1162/neco_a_01273
- Gao, Y., Beijbom, O., Zhang, N., & Darrell, T. (2016). Compact Bilinear Pooling. *2016 IEEE Conference on Computer Vision and Pattern Recognition (CVPR)*, 317–326.
- Giesemann, J., Delgadillo, J., Schwartz, B., Bennemann, B., & Lutz, W. (2023). Predicting dropout from psychological treatment using different machine learning algorithms, resampling methods, and sample sizes. *Psychotherapy Research: Journal of the Society for Psychotherapy Research*, 1–13. <https://doi.org/10.1080/10503307.2022.2161432>
- Goh, J. M., Gao, G., & Agarwal, R. (2016). The Creation of Social Value: Can an Online Health Community Reduce Rural-Urban Health Disparities? *Management Information Systems Quarterly*, 40(1), 247–263.
- Gregor, S., & Hevner, A. (2013). Positioning and Presenting Design Science Research for Maximum Impact. *Management Information Systems Quarterly*, 37(2), 337–355.
- He, L. (2023, April 26). Bringing Internet healthcare to more people. *People's Daily*. http://paper.people.com.cn/rmrbhwb/html/2023-04/26/content_25977961.htm
- Hevner, A. R., March, S. T., Park, J., & Ram, S. (2004). Design Science in Information Systems Research. *MIS Quarterly*, 28(1), 75–105.
- HHS, D. of H. & H. S. (2023, May 22). *What is telehealth?* <https://telehealth.hhs.gov/patients/understanding-telehealth>
- Hossain, M. A., Ferdousi, R., & Alhamid, M. F. (2020). Knowledge-driven machine learning based framework for early-stage disease risk prediction in edge environment. *Journal of Parallel and Distributed Computing*, 146, 25–34. <https://doi.org/10.1016/j.jpdc.2020.07.003>
- Ji, S., Pan, S., Cambria, E., Marttinen, P., & Yu, P. S. (2022). A Survey on Knowledge Graphs: Representation, Acquisition, and Applications. *IEEE Transactions on Neural Networks and Learning Systems*, 33(2), 494–514. <https://doi.org/10.1109/TNNLS.2021.3070843>
- Kao, Y.-M., Keskin, N. B., & Shang, K. (2022). Impact of Information Asymmetry and Limited Production Capacity on Business Interruption Insurance. *Management Science*, 68(4), 2824–2841. <https://doi.org/10.1287/mnsc.2020.3776>
- Kar, P., & Karnick, H. (2012). Random Feature Maps for Dot Product Kernels. *Proceedings of the Fifteenth International Conference on Artificial Intelligence and Statistics*, 583–591.

- Kitchens, B., Dobolyi, D., Li, J., & Abbasi, A. (2018). Advanced Customer Analytics: Strategic Value Through Integration of Relationship-Oriented Big Data. *Journal of Management Information Systems*, 35(2), 540–574. <https://doi.org/10.1080/07421222.2018.1451957>
- Krizhevsky, A., Sutskever, I., & Hinton, G. E. (2017). ImageNet classification with deep convolutional neural networks. *Communications of the ACM*, 60(6), 84–90.
- Kyruus. (2020). Patient Perspectives on Virtual Care report. <https://www.kyruus.com/2020-virtual-care-report>.
- Lahat, D., Adali, T., & Jutten, C. (2015). Multimodal Data Fusion: An Overview of Methods, Challenges, and Prospects. *Proceedings of the IEEE*, 103(9), 1449–1477.
- Lemmens, A., & Croux, C. (2006). Bagging and Boosting Classification Trees to Predict Churn. *Journal of Marketing Research*, 43(2), 276–286.
- Li, J. (2021, April 21). Internet medicine (Online China). *People's Daily*. http://paper.people.com.cn/rmrbhwb/html/2021-04/21/content_3044636.htm
- Li, J., Hong, D., Gao, L., Yao, J., Zheng, K., Zhang, B., & Chanussot, J. (2022). Deep learning in multimodal remote sensing data fusion: A comprehensive review. *International Journal of Applied Earth Observation and Geoinformation*, 112, 102926.
- Li, Z., Liu, H., Zhang, Z., Liu, T., & Xiong, N. N. (2022). Learning Knowledge Graph Embedding With Heterogeneous Relation Attention Networks. *IEEE Transactions on Neural Networks and Learning Systems*, 33(8), 3961–3973. <https://doi.org/10.1109/TNNLS.2021.3055147>
- Lin, T., Wang, Y., Liu, X., & Qiu, X. (2022). A survey of transformers. *AI Open*, 3, 111–132.
- Lin, Y., Liu, Z., Sun, M., Liu, Y., & Zhu, X. (2015). Learning Entity and Relation Embeddings for Knowledge Graph Completion. *Proceedings of the AAAI Conference on Artificial Intelligence*, 29(1), Article 1. <https://doi.org/10.1609/aaai.v29i1.9491>
- Liu, S., & Yang, H. (2023, January 17). Internet healthcare facilitates “cloud access.” *People's Daily*. http://paper.people.com.cn/rmrbhwb/html/2023-01/17/content_25960167.htm
- Long, Z., Lu, Y., Ma, X., & Dong, B. (2018). PDE-Net: Learning PDEs from Data. *Proceedings of the 35th International Conference on Machine Learning*, 3208–3216.
- López-Sánchez, D., González Arrieta, A., & Corchado, J. M. (2020). Compact bilinear pooling via kernelized random projection for fine-grained image categorization on low computational power devices. *Neurocomputing*, 398, 411–421.
- Maaten, L. van der, & Hinton, G. (2008). Visualizing Data using t-SNE. *Journal of Machine Learning Research*, 9(Nov), 2579–2605.
- Manju, A., Dennis, A., Sarker, S., & Sarker, S. (2020). *IT-supported Collaboration*. MIS Quarterly. <https://www.misqresearchcurations.org/blog/2020/12/9/it-supported-collaboration>
- Maskew, M., Sharpey-Schafer, K., De Voux, L., Crompton, T., Bor, J., Rennick, M., Chirowodza, A., Miot, J., Molefi, S., Onaga, C., Majuba, P., Sanne, I., & Pisa, P. (2022). Applying machine learning and predictive modeling to retention and viral suppression in South African HIV treatment cohorts. *Scientific Reports*, 12(1), Article 1.
- Mütze, K., Witthöft, M., Lutz, W., & Bräscher, A.-K. (2022). Matching research and practice: Prediction of individual patient progress and dropout risk for basic routine outcome monitoring. *Psychotherapy Research: Journal of the Society for Psychotherapy Research*, 32(3), 358–371. <https://doi.org/10.1080/10503307.2021.1930244>
- Nagrani, A., Yang, S., Arnab, A., Jansen, A., Schmid, C., & Sun, C. (2021). Attention Bottlenecks for Multimodal Fusion. *Advances in Neural Information Processing Systems*, 34, 14200–14213.
- NHCCC, N. H. C. C. of C. (2020). *Notice of the National Health Commission on the issuance of the evaluation standards for tertiary hospitals (2020 edition)*. https://www.gov.cn/zhengce/zhengceku/2020-12/28/content_5574274.htm

- Pedersen, D. H., Mansourvar, M., Sortsø, C., & Schmidt, T. (2019). Predicting Dropouts From an Electronic Health Platform for Lifestyle Interventions: Analysis of Methods and Predictors. *Journal of Medical Internet Research*, *21*(9), e13617. <https://doi.org/10.2196/13617>
- Pham, N., & Pagh, R. (2013). Fast and scalable polynomial kernels via explicit feature maps. *Proceedings of the 19th ACM SIGKDD International Conference on Knowledge Discovery and Data Mining*, 239–247. <https://doi.org/10.1145/2487575.2487591>
- Phelps, C., Heidl, R., & Wadhwa, A. (2012). Knowledge, networks, and knowledge networks: A review and research agenda. *Journal of Management*, *38*, 1115–1166.
- Pradier, M. F., McCoy Jr, T. H., Hughes, M., Perlis, R. H., & Doshi-Velez, F. (2020). Predicting treatment dropout after antidepressant initiation. *Translational Psychiatry*, *10*(1), Article 1.
- Qian, Y., Xu, W., Liu, X., Ling, H., Jiang, Y., Chai, Y., & Liu, Y. (2022). Popularity prediction for marketer-generated content: A text-guided attention neural network for multi-modal feature fusion. *Information Processing & Management*, *59*(4), 102984.
- Qiu, X., Sun, T., Xu, Y., Shao, Y., Dai, N., & Huang, X. (2020). Pre-trained Models for Natural Language Processing: A Survey. *Science China Technological Sciences*, *63*(10), 1872–1897.
- Raissi, M., Perdikaris, P., & Karniadakis, G. E. (2019). Physics-informed neural networks: A deep learning framework for solving forward and inverse problems involving nonlinear partial differential equations. *Journal of Computational Physics*, *378*, 686–707.
- Raissi, M., Yazdani, A., & Karniadakis, G. E. (2020). Hidden fluid mechanics: Learning velocity and pressure fields from flow visualizations. *Science*, *367*(6481), 1026–1030.
- Ramachandran, A., Kumar, A., Koenig, H., De Unanue, A., Sung, C., Walsh, J., Schneider, J., Ghani, R., & Ridgway, J. P. (2020). Predictive Analytics for Retention in Care in an Urban HIV Clinic. *Scientific Reports*, *10*(1), Article 1. <https://doi.org/10.1038/s41598-020-62729-x>
- Reichheld, F. F., & Schefter, P. (2000, July 1). E-Loyalty: Your Secret Weapon on the Web. *Harvard Business Review*. <https://hbr.org/2000/07/e-loyalty-your-secret-weapon-on-the-web>
- Rogers, A., Kovaleva, O., & Rumshisky, A. (2020). *A Primer in BERTology: What we know about how BERT works* (arXiv:2002.12327). arXiv. <https://doi.org/10.48550/arXiv.2002.12327>
- Schwab, K. (2017). *The Fourth Industrial Revolution*. Crown.
- Singhal, S., & Repasky, C. (2020). *The great acceleration in healthcare: Six trends to heed*. McKinsey & Company. <https://www.mckinsey.com/industries/healthcare/our-insights/the-great-acceleration-in-health-care-six-trends-to-heed>
- Teladoc Health, Inc. (2022). *Annual Report on Form 10-K for the Fiscal Year Ended December 31, 2022*. <https://ir.teladochealth.com/financial-info/annual-reports/default.aspx>
- Tomas, A. (2020, September 5). Teladoc Health and Livongo Merger. *MergerSight Group*. <https://www.mergersight.com/post/teladoc-health-and-livongo-merger>
- Vaswani, A., Shazeer, N., Parmar, N., Uszkoreit, J., Jones, L., Gomez, A. N., Kaiser, L., & Polosukhin, I. (2017). *Attention Is All You Need*. <https://arxiv.org/abs/1706.03762v5>
- Venkatesh, V., Rai, A., Sykes, T., & Aljafari, R. (2016). Combating Infant Mortality in Rural India: Evidence from a Field Study of eHealth Kiosk Implementations. *Management Information Systems Quarterly*, *40*(2), 353–380.
- Wang, N., Liang, H., Xue, Y., & Ge, S. (2021). Mitigating Information Asymmetry to Achieve Crowdfunding Success: Signaling and Online Communication. *Journal of the Association for Information Systems*, *22*(3). <https://doi.org/10.17705/1jais.00679>
- Wang, N., Zhang, D., Chang, H., & Li, H. (2020). Deep learning of subsurface flow via theory-guided neural network. *Journal of Hydrology*, *584*, 124700.
- Wang, X., He, X., Cao, Y., Liu, M., & Chua, T.-S. (2019). KGAT: Knowledge Graph Attention Network for Recommendation. *Proceedings of the 25th ACM SIGKDD International*

- Conference on Knowledge Discovery & Data Mining*, 950–958.
- Wells, J. D., Valacich, J. S., & Hess, T. J. (2011). What Signal Are You Sending? How Website Quality Influences Perceptions of Product Quality and Purchase Intentions. *MIS Quarterly*, 35(2), 373–396. <https://doi.org/10.2307/23044048>
- WHO. (2022a). *Telemedicine has clear benefits for patients in European countries*. World Health Organization. <https://www.who.int/europe/news/item/31-10-2022-telemedicine-has-clear-benefits-for-patients-in-european-countries--new-study-shows>
- WHO. (2022b, January 1). *International Classification of Diseases (ICD) Eleventh Revision (ICD-11)*. <https://www.who.int/standards/classifications/classification-of-diseases>
- Wood, C. (Director). (2022, April 29). Teladoc is becoming the health care information backbone of the U.S. In *THE EXCHANGE*. CNBC. <https://www.cnbc.com/video/2022/04/29/teladoc-is-becoming-the-healthcare-information-backbone-of-the-u-s-says-cathie-wood.html>
- Wootton, R., Craig, J., & Patterson, V. (2017). *Introduction to Telemedicine, second edition*. CRC Press.
- Wu, D., Lowry, P. B., Zhang, D., & Tao, Y. (2022). Patient Trust in Physicians Matters-Understanding the Role of a Mobile Patient Education System and Patient-Physician Communication in Improving Patient Adherence Behavior: Field Study. *Journal of Medical Internet Research*, 24(12), e42941. <https://doi.org/10.2196/42941>
- Xu, S., Muselet, D., Trémeau, A., & Jiao, L. (2023). Improved Bilinear Pooling With Pseudo Square-Rooted Matrix. *IEEE Signal Processing Letters*, 30, 423–427.
- Yang, K., Lau, R. Y. K., & Abbasi, A. (2022). Getting Personal: A Deep Learning Artifact for Text-Based Measurement of Personality. *Information Systems Research*.
- Yu, Y., Si, X., Hu, C., & Zhang, J. (2019). A Review of Recurrent Neural Networks: LSTM Cells and Network Architectures. *Neural Computation*, 31(7), 1235–1270.
- Zanaty, E. A., & Afifi, A. (2011). SUPPORT VECTOR MACHINES (SVMs) WITH UNIVERSAL KERNELS. *Applied Artificial Intelligence*, 25(7), 575–589.
- Zhang, Y. P., Wang, S. H., Xia, K. J., Jiang, Y. Z., Qian, P. J. (2021). Alzheimer’s disease multiclass diagnosis via multimodal neuroimaging embedding feature selection and fusion. *Information Fusion*, 66, 170–183.
- Zhu, Y., Zabararas, N., Koutsourelakis, P.-S., & Perdikaris, P. (2019). Physics-constrained deep learning for high-dimensional surrogate modeling and uncertainty quantification without labeled data. *Journal of Computational Physics*, 394, 56–81.
- Zimbra, D., Abbasi, A., Zeng, D., & Chen, H. (2018). The State-of-the-Art in Twitter Sentiment Analysis: A Review and Benchmark Evaluation. *ACM Transactions on Management Information Systems*, 9(2), 5:1-5:29. <https://doi.org/10.1145/3185045>