

Interest-disclosing Mechanisms for Advertising are Privacy-Exposing (not Preserving)

Yohan Beugin

University of Wisconsin-Madison
Madison, Wisconsin, USA
ybeugin@cs.wisc.edu

Patrick McDaniel

University of Wisconsin-Madison
Madison, Wisconsin, USA
mcdaniel@cs.wisc.edu

ABSTRACT

Today, targeted online advertising relies on unique identifiers assigned to users through third-party cookies—a practice at odds with user privacy. While the web and advertising communities have proposed interest-disclosing mechanisms, including Google’s Topics API, as solutions, an independent analysis of these proposals in realistic scenarios has yet to be performed. In this paper, we attempt to validate the privacy (i.e., preventing unique identification) and utility (i.e., enabling ad targeting) claims of Google’s Topics proposal in the context of realistic user behavior. Through new statistical models of the distribution of user behaviors and resulting targeting topics, we analyze the capabilities of malicious advertisers observing users over time and colluding with other third parties. Our analysis shows that even in the best case, individual users’ identification across sites is possible, as 0.4% of the 250k users we simulate are re-identified. These guarantees weaken further over time and when advertisers collude: 57% of users are uniquely re-identified after 15 weeks of browsing, increasing to 75% after 30 weeks. While measuring that the Topics API provides moderate utility, we also find that advertisers and publishers can abuse the Topics API to potentially assign unique identifiers to users, defeating the desired privacy guarantees. As a result, the inherent diversity of users’ interests on the web is directly at odds with the privacy objectives of interest-disclosing mechanisms; we discuss how any replacement of third-party cookies may have to seek other avenues to achieve privacy for the web.

KEYWORDS

Targeted advertising, interest-disclosing mechanisms, Privacy Sandbox, Topics API, cross-site tracking, third-party cookies

1 INTRODUCTION

Third-party cookies (TPCs), the historical *interest-disclosing mechanism* for online advertising, have been repeatedly shown to come at the expense of user privacy with invasive tracking across websites. Deprecated or soon-to-be by various web actors [7, 60, 66, 71, 72, 81], different organizations have been proposing privacy-preserving alternatives that could ultimately contribute to building a more private web for all. The majority of these proposals are interest-disclosing mechanisms that assign categories to users and disclose them to advertisers (e.g., Google with FLoC [21, 32, 34] and Topics [23, 37]) or to other third parties considered trusted (e.g., SPARROW from Criteo [16] or PARAKEET from Microsoft [55]).

However, proposals that rely on interest-disclosure may be privacy-incompatible with the natural diversity of user web behaviors that

they relay. As a result, user privacy provided by this type of proposals in the context of realistic user behavior distributions remains unclear. We seek to evaluate the privacy and utility guarantees of these proposals using as exemplar the Topics API from Google—currently one of the most mature alternative interest-disclosing mechanism to TPCs that Google plans to gradually deploy to users starting July 2023 with Chrome 115 [54]. In Topics, the web browser collects and classifies the domains visited by users into topics of interest. The top visited topics are updated regularly and observed by advertisers to select which ad to display. As a result, the central privacy claim of Topics is: “*the specific sites you’ve visited are no longer shared across the web, like they might have been with third-party cookies*” [36].

In this paper, we show that the privacy and utility claims of an interest-disclosing mechanism (e.g., Topics) are directly at odds with the same properties of users’ browsing interests that make them unique. We demonstrate through the Topics API how the disclosure of user interests can be leveraged to re-identify users across websites, effectively violating one of Topics’s guarantees. On the other hand, for any proposal to see market adoption, user information returned to advertisers must be sufficiently accurate to yield profitable ad targeting. Often called *utility* within the privacy community, we measure how accurately Topics maps user interests to their visited websites and show how the Topics API can be abused to alter this mapping. As the Topics API is still in a development phase, our evaluation is based on the latest version (at time of submission) from May 30, 2023¹ of the proposal [36].

Through an analytical and empirical evaluation of the Topics proposal, we develop statistical models based on realistic user web behaviors and corresponding topics of interest. We show that advertisers and publishers can observe users who have stable interests and leverage the results returned by the API for re-identification. Indeed, we observe a highly skewed distribution of topics among the top 1M most visited websites: 1 topic appears on more than 18% of the websites, only 196 topics out of the 349 from the taxonomy appear on more than 100 websites, and 42 topics are never observed at all. Using this prior, we propose a way to identify noisy topics (i.e., those returned randomly by the API to provide plausible deniability and k-anonymity), remove them, and use the genuine ones to track users across websites. We evaluate this phenomenon from the points of view of a single and different websites that observe API results for users across a single and several epochs² (see Table 1 for an overview of our results).

¹Commit hash: 24c8789

²The Topics API functions by processing browsing histories once per epoch of size 1 week. See Section 3 for more details.

Table 1: Overview of the risks of Topics’s information disclosure for different scenarios and cases of collusion with a summary of the empirical results obtained in Section 4.

Scenario	One-shot	Multi-shot (15-30 epochs)
Collusion		
None	Noise removal 25% of noisy topics removed	Noise removal 49-94% of noisy topics removed
Across 2 websites	Cross-site tracking 0.4% of users re-identified 17% with higher likelihood than just randomly	Cross-site tracking 57-75% of users re-identified 38-25% with higher likelihood than just randomly

In our evaluation, we show that an adversary can identify (1) about 25% of the noisy topics on single websites in *one-shot* scenarios (wherein only one result from the API is observed). As user behaviors are stable across epochs and advertisers record the results returned by the API, we find that (2) the noise removal increases to 49% for 15 epochs and to 94% when 30 epochs are observed in *multi-shot* scenarios. The identification of the genuine topics of each user lays the foundations for re-identification of cross-site visits. We find that, contrary to the goal of preventing re-identification entirely, (3) 0.4% of the 250k users we simulate are re-identified by 2 advertisers colluding across websites in one-shot scenarios, and that 17% of them can be re-identified with higher likelihood than just randomly. In multi-shot scenarios, (4) 57% of the users are uniquely re-identified and an additional 38% are matched better than just randomly in 15 epochs, while 75% are uniquely re-identified in 30 epochs and an additional 25% with a higher likelihood. This fact directly violates the privacy goals proposed by Google with Topics over TPCs. On the utility perspective, we see that (5) Topics is quite useful to advertisers. On average, the Topics API returns at least 1 true topic aligned with user interests in about 60% of cases—assuming the API is used faithfully. We further demonstrate (6) how carefully crafted subdomains can alter this accuracy and be abused to potentially assign unique identifiers to users. This paper shows that the privacy-preserving claims of Topics are directly at odds with user behaviors on the Internet. Other approaches may need to be explored to develop a truly privacy-preserving alternative to TPCs.

We make the following key contributions:

- We show how natural properties about user interests can break Topics’s privacy claims of non re-identification. Specifically, users with stable interests are as uniquely cross-site trackable with Topics as with TPCs.
- We find that Topics does not meaningfully lower the utility provided to advertisers from TPCs. We also identify ways to impact Topics’s privacy and utility if not used faithfully.
- We provide partial mitigations for Topics and discuss how other approaches than interest-disclosing mechanisms may have to be sought for privacy-preserving online advertising.

2 BACKGROUND & RELATED WORK

Third Party Cookies & Cross-site Tracking .

Web cookies, which offer websites the ability to record site-specific data in a user’s browser, are routinely abused to track users online. With third party cookies (TPCs), advertisers and adversaries alike can assign unique identifiers to web users, track them across different websites, and obtain users’ browsing histories. This is used to infer user interests for targeted advertising [6, 15, 43, 64]. As a result, TPCs have been deprecated by different web actors (the Tor Browser [66], Safari WebKit [81], Brave Browser [7], or Mozilla Firefox [60]) while others such as Google Chrome have announced their intention to do so in the near future [71, 72].

Alternatives for Privacy-Preserving Advertising.

Deprecating TPCs all together without offering any replacement would disrupt how the ad-funded web presently operates. As a result, different organizations are developing privacy-preserving alternatives for personalized advertising. The focus of this paper as well as the majority of these proposals are based on *interest-disclosing mechanisms*. Generally, these solutions compute user categories or assign each user to their interests. When advertisers and publishers want to display an ad to users, that information is used to determine which ad to show. The FLoC proposal [21, 32, 34] and later the Topics API [23, 37], made by Google as part of The Privacy Sandbox [10, 30, 38], assign users to a group of interests or classify user web histories into topics categories, and then release those categories to advertisers through a web API call. Two other proposals, SPARROW from Criteo [16] and PARAKEET from Microsoft [55], introduce a trusted third party—respectively, a gatekeeper and an anonymization service—to which user data is disclosed to perform the ad selection process. On the other hand, a different type of proposals for online advertising, like the FLEDGE API [22] from Google, considers that user data should not leave the browser and so executes the ad auction directly on users’ devices.

Federated Learning of Cohorts (FLoC).

With FLoC, an alternative to TPCs developed by Google, participating web browsers weekly compute the interest group (or cohort) their users belong to, based on their browsing histories. Through a reporting mechanism to a central server, Google ensures that the computed cohorts are either composed of enough users or merged with other cohorts in order to provide some k -anonymity. Advertisers embedded on visited webpages can observe user cohort IDs [21, 32, 34]. Analysis of FLoC revealed a variety of privacy concerns: (1) requirement in trusting a single actor to maintain adequate k -anonymity, (2) concern that cohort IDs could create or be linked to fingerprinting techniques, and (3) risk of re-identifying users by tracking their cohort IDs over time and by isolating them into specific cohorts through Sybil attacks [5, 67, 78]. While some parameters and details of FLoC were still unclear, advertisers also had concerns about how to interpret the cohort ID for utility. Google eventually dropped the FLoC proposal and replaced it with the Topics API.

Topics API.

The Topics API aims to replace TPCs for personalized advertising. With the Topics API, the web browser collects and classifies the domains visited by users into topics of interest. The top visited

topics are updated once per epoch and they are observed by advertisers to select which ad to display to users visiting a website they are embedded on [23, 36, 37]. We provide more details about the Topics API and how it works in Section 3.

Topics Analyses [26, 77].

Along with the Topics proposal, Google released a white paper analyzing the risk of third parties re-identifying users visiting different websites [26]. First, an analytical evaluation is carried out to compute the aggregate information leakage of Topics for two scenarios (per single and longitudinal leakage) followed by an empirical experiment on a private dataset of synced Chrome users browsing histories. The reported results show that the information learned by a third party is somewhat limited compared to the worst case scenario identified. This analysis is important for the discussion around The Privacy Sandbox proposals, but it also has limitations (some explicitly mentioned by the authors): for instance, (1) it considers that no actor is colluding with each other when in practice advertisers could easily have such incentive, (2) some uniform assumptions about the distribution and observations of topics are made, (3) results are reported in aggregate potentially hiding risks for specific users, (4) the noise in the mechanism is very briefly discussed, and (5) only 2 epochs were considered in the empirical evaluation. Our analysis of Topics explicitly addresses these limitations through a realistic threat model, a more thorough analysis of user topics over time (30 epochs), and a focus on the privacy consequences of the diverse nature of user interests.

Following an inquiry from Google on their position about the adoption of the Topics API [44], Mozilla has released a privacy analysis [77] that points at shortcomings of Topics and of the re-identification evaluation of Google’s white paper. Thomson, the author of this analysis, crafts a specific example of one user exhibiting a unique interest among a population, to show the risk of being re-identified through the Topics API. As proposed, a population as small as 70 users would readily leak more information than the upper bound computed by Google. Thomson additionally critiques the use of aggregate statistics, highlighting that privacy guarantees must not only be considered on average across web users but also for individuals. In this paper, we analytically and empirically demonstrate the actual consequences on the Topics API of the diverse nature of user interests. While Thomson explains that the “*users’ distribution across topics does not result in actionable information about the privacy properties of the design*”, we find that the distribution of topics among the top 1M most visited websites is highly skewed, and use this information to identify some of the noisy topics returned by Topics. Additionally, by simulating 250k users across 30 epochs, we demonstrate that the risks identified in our analysis exist in practice and we can quantify them. Finally, we measure the utility of the proposal for advertisers, a missing aspect from all previous analyses on Topics.

A World Wide View of the Web [69].

Ruth et al., collaborated with Google to access a private dataset about real browsing histories of Chrome users worldwide [69]. They were able to extract interesting statistics and details about user browsing behaviors (some previously conjectured by the community) that we use in our empirical analysis. Their results show that web users always visit the same small number of websites

(25% of page loads in their dataset come from only six websites with 17% from one website only) and spend most of their time on very few of them (10 websites capture half of users’ time spent online). They find that the top 10k and top 1M most visited websites capture respectively from 70% to 95% of user traffic, which justify using these rankings as a proxy to study users web browsing, even though a lot of websites are visited relatively little which skews the analysis towards the tail. If their results show that browsing behaviors tend to be similar across regions for top use cases: users visit websites of similar categories (search engine, video platforms, social networks, pornography, etc.), they also explain that smaller populations and individuals exhibit different and sometimes unique behaviors. Indeed, geographic, cultural, and linguistic differences are for instance observed, and so every unique user web behavior may not be represented through global ranking lists.

Users Have Stable (and Unique) Web Behaviors [3, 6, 27, 48, 53, 58, 62, 64, 76, 79].

Multiple studies have been carried out since the early Internet area to measure and evaluate user web behaviors. In the early 2000s, analyzes identify how users revisit websites [76] and what browsing trends and patterns they exhibit [58]. These early studies already find that user browsing behaviors and interests are stable over time, subsequent studies come to the same observation. For instance, Yahoo! shows that webpages of certain types and categories are revisited by the same user over time [27, 48]. Studying search logs from Bing, Microsoft finds that users exhibit consistent and stable domain preferences over time, even during periods that would disrupt users’ daily life (like vacations), and that third parties have the ability to observe these preferences [79]. Diary studies such as Google’s on the use of tablet and smartphone devices also highlight that users have a diverse and yet fixed set of activities they tend to perform repeatedly [62]. On top of being stable, user browsing behaviors have also been demonstrated to be unique: communities of interests are used to re-identify users [3, 53], and browsing histories are shown to be unique in the original paper from Olejnik et al. [64] and in the replication study performed by Mozilla a few years after [6].

3 EXPLORING TOPICS

In this paper, we use Topics as a canonical example of an interest-disclosing mechanism, as it is currently the most mature proposal to replace TPCs. Our goal is to analyze interest-disclosing proposals in terms of their privacy protections for users and their utility for ad-funded websites. A summary of our notations and values from the proposal are available in Appendix E.

3.1 Topics in Detail

With Topics, at the end of an epoch e_0 (of size 1 week in the current proposal) the browser—which globally tracks user’s history—classifies visited hostnames in order to compute the top $\tau = 5$ most visited topics, which represents user interests. The initial taxonomy is composed of $\Omega = 349$ different topics. To compute topics, the browser first checks if the domain name is present in a static mapping of $\sim 10k$ most visited websites manually assigned to topics (if

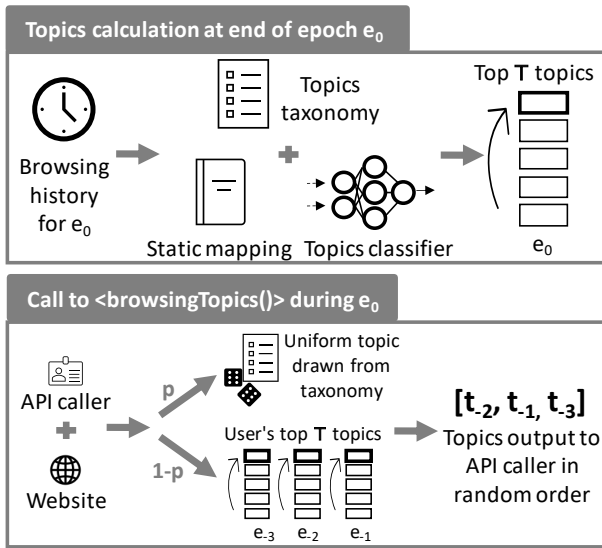


Figure 1: Overview of Topics

any). If not, a *machine learning classifier* is used (see Figure 1). Hostnames are assigned from zero³ to several topics (one most of the time). Additionally, not all visited websites are taken into account when computing a user’s topics of interests in a given epoch e_0 : only the hostnames of the web pages that opted in to Topics and made a call to the API are.

API Call. During epoch e_0 , when publishers or advertisers embedded on a web page call the Topics API, the browser will return them an *array of maximum $\tau = 3$ topics*: one per epoch before the current epoch. For each epoch, the topic that is returned is either, with probability $p = 0.05$, a *noisy topic* picked uniformly randomly from the taxonomy or, with probability $1 - p$, a *genuine topic* picked randomly from the user’s top T most visited topics for that epoch. These noisy topics are intended to provide plausible deniability to users and ensure that a minimum number of users is assigned to each topic (k -anonymity) [37]. Topics also have a few other requirements: for a genuine topic to be returned to an advertiser, they must have already seen that topic on another website visited by the user in the previous τ epochs. If not, they may be able to observe the parent topic of the genuine one in the taxonomy, but only if they have also seen it in the past. Google explains that this *witness requirement* ensures that the Topics API does not disclose more information than TPCs are able to. Also, if a topic is returned for a given epoch on a website, any other subsequent call to the Topics API on that same website by any caller will return the same topic for that epoch. Finally, advertisers may not receive any topic; a user could have opted out of Topics, their web browser does not support the API, they are in incognito mode, etc.

Initial Taxonomy. Google has released Topics with an initial taxonomy of $\Omega = 349$ topics [46], seemingly curated from the taxonomy of *Content Categories* of the Google Natural Language Processing API [35]. These topics are alphabetically ordered and

³For some hostnames, no topic is returned because the classification is unknown or the website corresponds to sensitive categories (ethnicity, sexual orientation, etc.).

Table 2: Number of topics per individual domain in the static mapping of $\sim 10k$ domain names annotated by Google.

Topic(s) per domain	Domains count	Topic(s) per domain	Domains count
0	1344	4	270
1	4135	5	59
2	2350	6	20
3	1073	7	3

divided under 24 parent categories, e.g., the */Business & Industrial* topic is a parent of */Advertising & Marketing*, that is itself a parent of */Sales*. Parent categories have a minimum, median, and maximum of respectively 3, 11, and 56 topics under them (see Appendix A), with some divided further in subcategories as shown in the previous example. Additionally, Google has removed topics that could be deemed sensitive (ethnicity, sexual orientation, etc.).

Static Mapping. Google has released a list of manually annotated topics for $\sim 10k$ domain names [23] that we refer to as the *static mapping*. Consisting of 9254 domains, Table 2 shows the distribution of topics per individual domain. The majority of these domains are assigned very few topics (the median is 1 topic) and 1344 of them do not get assigned any topic from the taxonomy at all, but instead the *Unknown* topic (likely because their content is considered sensitive).

Model Classifier. Hostnames that do not appear in the static mapping are classified through the use of a model that has been trained by Google. This classifier is released publicly in the beta version of Google Chrome as a TensorFlow Lite *tfLite* model [40]. From it, we can infer that it is a Bert classifier [17] that accepts as input a string of maximum 128 characters that has been tokenized and padded with spaces if necessary. The output of the classifier is a vector of 350 confidence scores: one for each of the 349 topics of Google’s taxonomy to which an additional *Unknown* topic has been added. Google filters the output of the model according to the algorithm explained in Appendix C.

Proposal Versions. In this paper, we use the latest version of the individual draft proposal of Topics from May 30, 2023 available on GitHub of short sha commit 24c8789, the taxonomy v1 of 349 topics, and the model classifier of version 1 (used to be labeled 2206021246). This corresponds to Topics version *chrome.1:1:2* being tested in Google Chrome beta at the time of submission of this paper (May 2023). Google plans to start deploying the Topics API gradually with Chrome 115 expected for July 2023 [54].

3.2 Topics’s Threat Model

Here, we present a realistic threat model for the Topics API (see Figure 2). This model considers *users* accessing the content of a *publisher’s* website through their *web browser*. On the website along with the publisher’s content, *advertisers* embed code and scripts to display ads to users according to the result of an ad auction run by an *adtech platform*.

Under the Topics approach, advertisers can no longer use third party cookies, but they can call the Topics API to obtain user topics of interest (recall, users are opted-in by default). While users

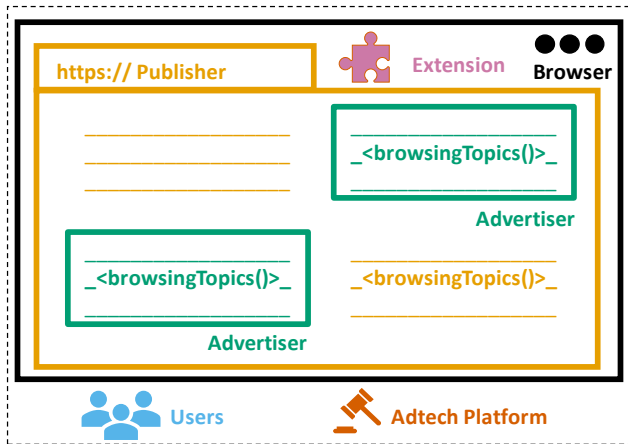


Figure 2: The different actors for Topics on a website’s visit

and web browsers can be trusted in that they faithfully follow the Topics protocol, a fundamental risk with third parties is that they attempt to re-identify users across websites. The threats are as follows: (1) advertisers will collude—there are strong incentives for them to do so: better targeting users, improving their ad selection, etc.—and (2) third parties (advertisers and publishers) will also try to abuse the API—they can trick users into revealing certain topics by clicking on specific URLs. Finally, even though we do not consider *extensions* in this paper as the current Topics proposal is a bit unclear on their role and access to the API, we want to acknowledge that they may be part of the threat model to consider by future work once Topics is deployed.

3.3 Topics’s Privacy and Utility Goals

The Topics proposal describes four goals across *privacy*, *utility*, and *usability*. We next briefly discuss these goals and our corresponding evaluation.

(G1) “It must be difficult to reidentify significant numbers of users across sites using just the API.”

This is a *privacy* goal; with Topics it should not be possible for websites to identify that the same user visited them, as this would enable cross-site tracking [6, 15, 43, 64]. The phrasing used is ambiguous; it is not clear what “difficult” and “significant” precisely mean in that context. To perform our analysis, we define the *difficulty* in breaking user privacy to be the number of websites that the API caller needs to be present on, or collude with, the number of topics that they need to observe, and the needed number of observed epochs. For *significance*, we measure the proportion of n users re-identified, ideally and to be truly private the Topics API should make this impossible for *any* single user.

(G2) “The API should provide a subset of the capabilities of third-party cookies.”

This is the *utility* goal of Topics: the API should allow publishers and advertisers to display targeted ads to the right users based on the returned users’ topic of interests. Thus, we evaluate how accurately browsing histories map onto topics of interest.

(G3) “The topics revealed by the API should be less personally sensitive about a user than what could be derived using today’s tracking methods.”

This other *privacy-related* goal mentions that Topics’s privacy disclosure should leak less information about users than what could be inferred from TPCs today. We analyze if advertisers can denoise the output of the API and re-identify users across websites.

(G4) “Users should be able to understand the API, recognize what is being communicated about them, and have clear controls. This is largely a UX responsibility but it does require that the API be designed in a way such that the UX is feasible.”

The last goal mentioned by Google is about *usability*; although it is very important and should be taken into account when developing such an API—especially if it were to be deployed to billions of internet users—we do not consider this aspect in the rest of this paper. The reason is that a totally different set of tools and expertise (e.g., user studies, surveys, and interviews) would be required than the ones we focus on to evaluate the privacy and utility goals. We defer this usability evaluation to future work. The rest of the paper evaluates Topics according to its privacy and utility goals.

3.4 Information Disclosure

By returning user top interests, Topics discloses user information to advertisers and alike. We now analyze the risks associated with this information disclosure (see Table 1) for different cases of collusion between third parties (none and between advertisers across websites) and scenarios within which the API was called: one-shot (wherein only one epoch is observed per user) and multi-shot (several epochs observed per user). Recall (Section 3.1) that the disclosure of user interests by the Topics API is *limited*, *noisy*, and its content *differs* across websites. However, users have stable web behaviors and interests over time (see Section 2), further amplified for their top $\tau = 5$ topics collected by their browser in the Topics API. As a result, we must study the consequences of the stability of user interests on Topics’s privacy claims.

No Collusion - Noise Removal.

Consider the no collusion case: an advertiser is embedded on a website and receives the topics of interest of the users visiting it. A maximum of $\tau = 3$ topics are observed per call. With a probability $p = 0.05$, each topic may be a noisy one picked from the taxonomy instead of being one of the user’s genuine interests. This mechanism guarantees that for n users visiting a website once, an advertiser can expect to observe each topic in the taxonomy a minimum of $\frac{np\tau}{\Omega}$ times. Now, consider N and G the random variables that count the number of noisy and genuine topics in an array of τ topics, they have the following binomial distributions: $N \sim \mathcal{B}(\tau, p)$,

$G \sim \mathcal{B}(\tau, q = 1 - p)$. With the values from the current proposal, advertisers can expect to get at least 2 genuine topics in 99.275% of the results that they observe in one-shot scenarios (where only one epoch is observed per user). However, from just the outcome of this probabilistic experiment, advertisers can not determine exactly which topics may be genuine or noisy. Yet, they have a direct incentive to do so, for instance, to better select which ad to display to user. This raises the question, *can third parties remove the noisy topics returned by the API?*

First, noisy topics are returned whether advertisers have observed them or not for that user in the past epochs, i.e., the witness requirement does not apply. Advertisers who track the topics assigned to websites they are embedded on can therefore easily flag noisy topics they do not have third-party coverage of. Although, we can expect in practice that advertisers will be embedded on a large set of websites, the distribution of topics on the most visited websites could inform advertisers about which topics will appear more because they are noisy than genuine. Indeed, we show in Section 4.2 that not all the topics from the initial taxonomy are in practice observed on the most visited websites, and build a binary classifier to identify the noisy or genuine nature of topics.

Second, if a topic is repeated in the array of $\tau = 3$ topics, advertisers can distinguish between noisy and genuine topics. A topic that repeats x times, would be noisy all these times with a probability of $(\frac{p}{\Omega})^x$. By the opposite event rule, we have: a topic that appears $2 \leq x \leq \tau$ times is genuine at least once with probability $1 - (\frac{p}{\Omega})^x$, i.e., more than 99.99% for $x \geq 2$. Users who have stable interests across epochs have a higher chance of returning repeated topics during a *one-shot* scenario (i.e., a single call to the API). Similarly, advertisers in a *multi-shot* scenario (i.e., several calls to the API are observed), have an incentive to collect user’s interests across time. Doing so, advertisers amass more information than through a single API call, and can identify for instance a user’s genuine topics when these repeat over non-contiguous epochs or epochs separated by at least τ other epochs. As users have stable topics (see Section 2), their Topics API’s results across epochs on a website can be seen as a variant of the Coupon Collector’s Problem [59], and 11 epochs would be necessary in expectation to see each one of the user’s genuine topics once (see Appendix D for proof). So, the more an advertiser observes a user across epochs, the more confident it becomes in which topics are truly genuine or noisy; we further study and quantify these risks in our empirical evaluation in Section 4.2.

Collusion - Cross-site Tracking.

We just saw that advertisers risk being able to remove the noise added by the Topics API, especially for users exhibiting stable interests. But, *can Topics be used to cross-site track users?*

During a given epoch, the Topics API returns a maximum of the same $\tau = 3$ topics to any caller embedded on a given website. For each consecutive epoch, third parties that regularly call the Topics API are returned at most 1 new topic per epoch. This effectively limits Topics’s privacy disclosure; specifically, if user interests and their nature were uniform enough, advertisers would not be able to track users across websites.

However, if we assume that the set of top $\top = 5$ topics for some user is stable, i.e., remains the same across epochs, a third-party

could potentially observe all top $\top = 5$ topics of these users in as little as $\top - \tau + 1 = 3$ epochs. Third-parties on other websites can do the same, and collude to re-identify users. The initial taxonomy is composed of $\Omega = 349$ topics, which leaves us with a total of $\binom{\Omega}{\top} \approx 42$ billion combinations of unique top $\top = 5$ topics. Thus, if some users also exhibit unique interests, they risk being re-identified across websites in both *one-shot* and *multi-shot* scenarios. Here, it is important to point out that even if users are sharing common interests with others, there exists an arbitrary number of techniques that can be used on top of Topics to further discriminate users into smaller and distinct populations [3, 53, 77], making the risk of being re-identified real for everyone.

In a given epoch, for a same user, calls to the Topics API that originate from different websites do not return the same results every time. This is an attempt at directly making it harder for advertisers that are colluding to re-identify users across websites through one-shot scenarios. However, in multi-shot scenarios where advertisers record topics returned for each user across epochs, more information is accumulated. This directly paves the way for re-identification attacks grouping users by their top \top topics as demonstrated in Section 4.3. The natural diversity and stability of users interests here again conflicts with the privacy guarantees that Topics intends to provide.

4 PRIVACY EVALUATION

In Section 3.4, we find that when no collusion is considered, an advertiser can identify and remove the noisy topics that are returned by Topics in one-shot and multi-shot scenarios. We also discuss that if third parties are colluding, users risk being tracked across websites. We now seek to empirically demonstrate and evaluate these risks:

Q1: To what extent can third parties identify noisy topics?

Q2: To what degree can users be tracked across websites?

4.1 Challenges & Test Bed

An empirical evaluation to answer these questions would require some user browsing histories. Unfortunately, no recent and large dataset of such browsing histories is publicly available to evaluate Topics. In the past, researchers have been able to obtain some browsing histories through user surveys, but the sizes of the samples were quite limited [27, 48, 58, 62, 76]. On the other hand, web actors, like Google, collect such data through opt-in telemetry and reporting programs, however, the resulting dataset is kept private [29]. Another option would be to buy data sold by online data brokers, but, for privacy and ethical reasons about the unclear and vague collection methodology of these datasets we immediately discard this possibility (see ethics statement in Section 6.4).

As a result, we decide to create a test bed, that we plan to release as an *open source artifact*⁴, to generate synthetic traces of browsing histories of users that participate in the Topics API. Its design is motivated by results published in recent works that studied real user browsing behaviors: in the first one, Mozilla replicated a study on the uniqueness of browsing histories [6], while in the second, Ruth et al., partnered with Google and Cloudflare to perform a large-scale measurement of real user browsing patterns [69, 70].

⁴https://github.com/yohhaan/topics_analysis

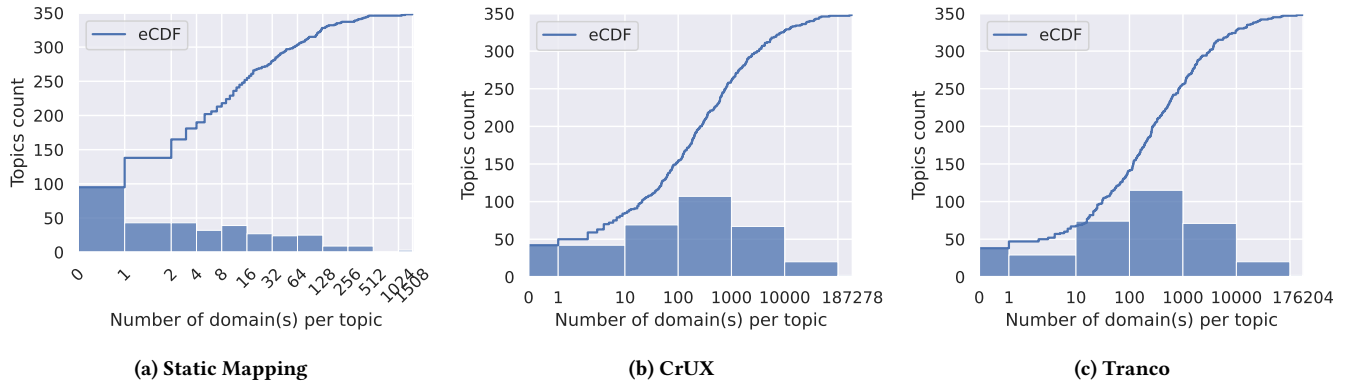


Figure 3: Distribution of the observations of each individual topics on the domains for each corresponding top list

To determine how many unique domains are visited by each user in an epoch, we use the distribution of users per number of unique domains visited reported by Mozilla [6]. To figure out exactly which domains are visited, we use the global distribution of web traffic reported by Ruth et al. [69] on the top 1M most visited websites from the CrUX top list—generated by the same research group [18, 70]. CrUX bins the domains by top rank (top 1k, 5k, 10k, 50k, 100k, 500k, and 1M) and to set a relative order within each bin, we use the rank in Tranco [49] of the *eTLD+1* of each website in CrUX. Ruth et al., report that they see “Google, Youtube, Facebook, WhatsApp, Roblox, and Amazon within the top six sites for at least ten countries” [69], we use the main FQDN of these organizations⁵ for the top 6. Additionally, for the top 100, we leverage the ordered list of the top 100 *eTLD+1* globally returned by Cloudflare Radar’s Domain Ranking API [12]. We can now sample browsing histories for each user according to their number of unique visited domains. These histories are then classified into the topics that would be returned by the Topics classifier. As we are missing frequency information about the number of visits to each unique website, we sample sets of possible top $\tau = 5$ topics of interests among the topics observed. Finally, advertisers in our evaluation are considered to have a large third party coverage of the web, as a result, they can observe any topic from the taxonomy for every user. This effectively removes the witness requirement of Topics but also considers a worse case threat model that is also more realistic; today some advertisers have already an important third party coverage of the Internet as demonstrated by several studies [1, 2, 25, 47, 50, 52, 68].

4.2 No Collusion and Noise Removal

In this section, we analyze the possibility for advertisers to identify and remove the noisy topics returned by the API. Recall that advertisers have an incentive in doing so to improve, for instance, the selection of relevant ads to display to users. As discussed in Section 3.4, if the distribution of topics on the most visited websites is non-uniform, advertisers can use it as prior information to discriminate topics on their genuine or noisy nature. So, we ask here: *what is the distribution of topics on the most visited websites on the*

Internet? and how can we leverage that information in the context of the Topics API?

Topics Distribution as a Prior.

On Figure 3, we plot the histogram and the empirical cumulative distribution of how many individual topics are observed per number of classified domains for (a) the static mapping, (b) the top 1M most visited websites⁶ from CrUX [18, 69, 70], and (c) the top 1M most visited *eTLD+1* from Tranco [49] classified with the Topics API.

The results show that the distributions of observations of each topic is very non-uniform. First, the number of unique domains on which each topic is observed tends to be rather small: the median is of only 3, 66, and 189 unique domains per topic respectively for the classifications of the static mapping, CrUX, and Tranco. Then, we observe that a moderate number of topics from the initial taxonomy are never observed at all: 95, 42, and 38 topics respectively. Finally, a few topics are seen on a significant number of domains: 3 topics are seen on more than 10% of the static mapping, when 1 topic in particular (*Arts & Entertainment*) is seen in the classification of 187 278 domains on CrUX (18.8%) and of 176 204 domains on Tranco (17.6%). Given that the list of top 1M most visited websites represents 95% of all page loads on the internet [69, 70], the distribution of topics among users is highly skewed as well.

Knowing this distribution, third parties can easily build a binary classifier to distinguish between the noisy and genuine nature of topics. The first approach that can be taken is to set once a global minimum number of websites among the top most visited websites on which topics must appear to be considered genuine. As our goal is to only demonstrate the capability of using this distribution as a prior, we do not explore more advanced options. But, we can think that advertisers could adapt their strategies to the website they are embedded on, the population likely observed, other biases, etc. Back to our simple classifier; to determine which global threshold on CrUX to use to identify topics that never or very rarely appear on the Internet genuinely, we generate synthetic browsing histories for a population of 52k users, simulate the Topics computation for 1 epoch, and record the performance of our classifier. We present in Table 3 the raw results of the classifier for the following thresholds:

⁵[www subdomain].[organization’s name].[com global top level domain]

⁶CrUX provides a list of the top 1M most visited origins which represents 991 656 unique domains in practice (some appear twice depending on the *http(s)* protocol used)

Table 3: Results of our classifier for different thresholds. Highlighted row is the threshold used in the rest of the paper.

Threshold	Accuracy	Precision	TPR	FPR
0	0.956	0.130	0.938	0.044
1	0.957	0.144	0.915	0.043
2	0.959	0.173	0.905	0.041
5	0.959	0.207	0.894	0.040
10	0.961	0.246	0.900	0.038
20	0.956	0.284	0.681	0.038
50	0.958	0.364	0.658	0.033
100	0.959	0.442	0.619	0.028
500	0.912	0.644	0.315	0.020
1000	0.872	0.752	0.246	0.015

0, 1, 2, 5, 10, 20, 50, 100, 500, and 1k websites, the positive class of our classifier corresponds to the noisy nature of the topic observed, while the negative one to genuine. From these results, we identify and set a global minimum threshold of websites from CrUX on which topics must be observed; we pick 10 websites for the rest of our analysis as for this threshold our classifier has still a very high true positive rate (TPR) for a better false positive rate (FPR) than smaller thresholds in our simulation on 52k users.

One-shot Scenario.

In the one-shot scenario, advertisers only observe 1 result returned by the API in a given epoch, i.e., $\tau = 3$ topics per user. Even though this information disclosure is very limited, a topic that repeats in the returned array of a user is way more likely to be genuine than noisy as explained in Section 3.4. We use this fact and our binary classifier to measure how many of the noisy topics observed through the API can be flagged as such by advertisers. For that, we generate a new population of 250k users that have stable interests across epochs. We simulate an advertiser that observes the results returned by only one call to the Topics API for each user, e.g., a total of 750k topics are observed, from which 37.5k are expected to be noisy. The results of our noise removal mechanism are as follows: an accuracy of 96.1%, with a precision of 24.7%—higher than the 95% and 0% a naive classifier always outputting genuine would have achieved—, a true positive rate (TPR) of 93.9%, and a false positive rate (FPR) of 3.8%. Thus, we find that our classifier successfully identifies about 25% of the noisy topics in one shot-scenarios.

Multi-shot Scenario.

Here, we are interested in the multi-shot scenario wherein advertisers record across epochs the topics they observe for every user. We use the same population of 250k users with stable interests as previously, and now simulate a call to the Topics API at every epoch for 30 epochs. We still use the binary classifier built previously to determine topics that are noisy, but when more than 1 epoch is observed, we use the observation made earlier in Section 3.4; if topics repeat over non-consecutive epochs or epochs separated by at least τ other epochs, we consider them genuine. So, in the multi-shot scenario, we first attempt to identify genuine topics; if we are able to recover the full top $\tau = 5$ stable topics for each user, we then mark all other topics as noisy. In the case where not enough repetitions have been observed, we use the same binary

classifier as in the one-shot scenario⁷. We report next the results of this denoising process for each number of observed epochs from 1 to 30 epochs. On Figure 4, we respectively plot the evolution across epochs of the accuracy, precision, TPR, and FPR of our noise classifier as well as the median number of genuine topics among the 250k users an advertiser can retrieve. As expected; the more epochs an advertiser observes results from the Topics API, the more confident it becomes in which topics correspond to genuine or noisy ones, ultimately recovering all the top $\tau = 5$ genuine topics of stable users. Note that advertisers being able to do so, prevents users from claiming plausible deniability of being interested in some topics, which was what Google expected to provide by adding these noisy topics as per their privacy goal (G3).

4.3 Collusion and Cross-site Tracking

One of Topics’s privacy goals is to prevent third parties from being able to re-identify users across websites (G1). Here, we consider that 2 advertisers A and B are colluding and sharing the topics they observe on 2 websites w_A and w_B they are respectively embedded on. n users visit these 2 websites at every epoch and the advertisers are trying to re-identify a portion of or all users across these two websites. We ask: *how many users are they able to re-identify?*

We empirically measure this cross-site tracking risk by using the 250k simulated users we have and generating, for each, the views across 30 epochs that these 2 advertisers calling the Topics API would observe. Note that this is the same setting considered by Google in their white paper released along with Topics [26]: advertiser A gets access to all the topics observed for each user $\{u_{i,B} \mid i \in [1, n] \cap \mathbb{N}\}$ by advertiser B and advertiser A attempts to match the user $u_{j,A}$ for some given $j \in [1, n] \cap \mathbb{N}$ they have observed on website w_A with the correct $u_{j,B}$ seen on w_B . In practice, if Topics’s goal (G1) is respected, advertiser A should not be successful with a probability higher than $\frac{1}{n}$ for each user, i.e., no better than a random guess. We consider that a given user observed on w_A is *uniquely* re-identified when it is exactly matched to its correct identity on the other website w_B . We say that a user has a *higher likelihood* of being re-identified than randomly if advertiser A identifies a group of users seen by B of size k that contains the target user and such that $\frac{1}{n} < \frac{1}{k}$.

Applying the techniques presented in the previous section on noise removal, each advertiser simulated in our evaluation filters the noise from the observations of topics, keeps only the observed topics deemed not noisy, and comes up with the topics that are the most likely to be in the top $\tau = 5$ of each user. Each user that visited website w_A is then mapped to the user(s) on website w_B that have the most topics in common between the sets of genuine topics (i.e., those each advertiser thinks are part of the top $\tau = 5$ of that user) and of observed topics not deemed noisy by the classifier built in previous sections. Note that the roles of advertisers and websites A and B are interchangeable in this generic setting of the cross-site re-identification experiment.

One-shot and Multi-shot Results.

In the one-shot scenario, we find that 0.4% of the 250k users we simulate are uniquely re-identified and that 17% of them can be

⁷Note that when only 1 epoch is observed this multi-shot noise removal is equivalent to the one-shot noise removal presented before.

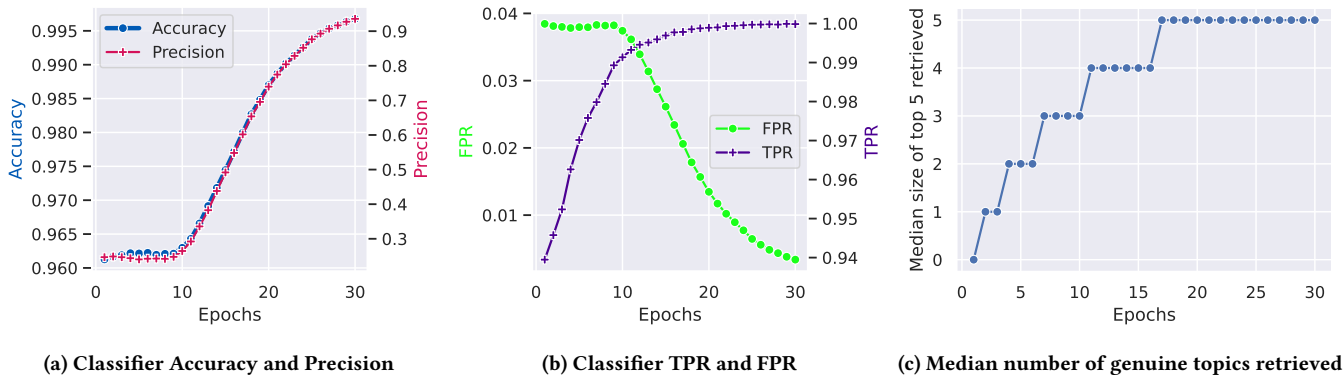


Figure 4: Multi-shot noise removal results for 250k stable users simulated across 30 epochs

with higher likelihood than just randomly by 2 websites that are coluding. Note that while the numbers obtained in one-shot scenario are low, they are not null and some users (a total of 17.4%) can be re-identified across websites, which already violates Topics’s goal (G1). In multi-shot scenarios, the violation is even larger the more epochs are observed: 57% of the users are uniquely re-identified and an additional 38% with a higher likelihood than just randomly when 15 epochs are observed (for a total of 95% of the users), while 75% and an additional 25% of the users are respectively re-identified uniquely and with a higher likelihood for 30 epochs (total of 100% of the users). These results across epochs are aligned with the ones obtained when removing the noisy topics in the previous section; recall that the more epochs an advertiser observes, the more genuine topics among users’ stable top $\tau = 5$ they retrieved (Figure 4c), and as a result the more users are re-identified, defying Topics’s goals (G1) and (G3).

On Figure 5, we now plot the cumulative distribution function for different epochs of the proportion of users observed by advertiser A across each group size k of re-identified users observed by advertiser B . As shown, the proportion of uniquely re-identified users can be obtained for $k = 1$, but this graph also illustrates the evolution of the level of k -anonymity (directly related to the size of the re-identified group) that a user in our simulated population of size 250k users can expect across epochs. These results directly inform us on how “difficult” it is to re-identify “significant numbers of users across sites” (G1), for instance: for 15 epochs, over 60% of the users can not be guaranteed strictly more than 10-anonymity in our evaluation.

5 UTILITY EVALUATION

In Section 4, we evaluate the privacy claims of the Topics API. We now do the same for the utility claim. Advertisers and publishers are interested in serving ads that correspond to user interests. This is to maximize the outcome of the ad impressions and get conversions (click, visit, order, etc.). Thus, we ask:

Q3: How accurate is the mapping of the Topics API between domains visited by users onto topics of interest?

We answer this by comparing the classifier accuracy from different approaches: first, we measure the performance of the Topics model by comparing classification results with the static mapping

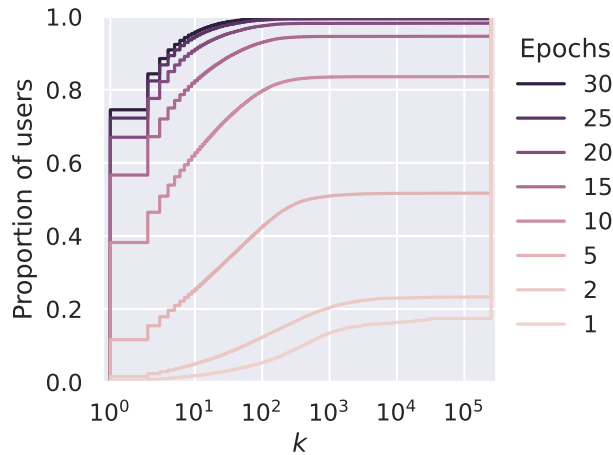


Figure 5: Distribution of the size k of the re-identified groups of users for different epochs.

published by Google. While not entirely confirmed, this static mapping likely constitutes a part of the training of fine-tuning dataset for the Topics model. We then extend this evaluation to the top 1M most visited websites using publicly available data on site content. Finally, we look at the Topics model’s resistance to manipulation, evaluating the ability to craft subdomains that are misclassified by the model.

5.1 Static Mapping Reclassification

As explained in Section 4.2, domains to be classified are first checked against a static mapping of 9254 domains. If the domain is not present in this static mapping, it is classified by the Topics model. We first ask: *does the model reflect human decisions?* We evaluate this question by measuring the accuracy of the classifier on the static mapping that was manually annotated by Google and so, can be considered as a form of ground truth.

After reclassifying these 9254 domains, we compute inferred topics for each site using two different filtering techniques. First, we apply the same filtering used by the Chrome browser (Chrome

Table 4: Model performance on static mapping

Metric	Top filtering	Chrome filtering
Accuracy	0.55	0.48
Balanced accuracy	0.24	0.23
All topics correct (ratio)	0.46	0.34
Jaccard index (average)	0.53	0.48
Dice coeff. (average)	0.56	0.52
Overlap coeff. (average)	0.56	0.61
At least one correct (ratio)	0.65	0.63

filtering, see Appendix C). This filtering outputs a maximum of 3 topics per domain, but the ground truth dataset has anywhere between 0 and 7 topics associated with each hostname. To allow for a best-case characterization of Topics’s utility, we introduce a second filtering step that is more conservative: *top filtering* retains the same number of topics as seen in the ground truth. In this way, Topics is given the best chance possible of matching topics in the ground truth dataset.

For each filtering strategy, we obtain two topic sets: a set of $\{\textit{predicted}\}$ and $\{\textit{actual}\}$ topics that we compare with different metrics reported in Table 4 (see Appendix E for formula details). Note here that the difference we observe between accuracy and balanced accuracy can be explained by the fact that most frequent classes contribute more to accuracy than for balanced accuracy where each individual class’s accuracy has an equal weight computed by their recall [41].

From the results we can make several observations. First, we focus on the proportion of sets where all, some (Jaccard index, Dice coefficient, and Overlap coefficient averages), or at least one predicted topic are correct. These metrics show that at its best, the Topics model outputs at least one topic in common with the ground truth on 65% of the domains of the static mapping. Note that Google did not disclose if this static mapping was used to train or fine-tune Topics’s model classifier, though our results would be broadly consistent with this. However, to understand how the Topics model generalizes beyond potential training data, we next explore the classifier’s performance on a broader set of domains.

5.2 Top 1M Most Visited Websites

To evaluate the model classifier of Topics more systematically, we ask *what would be the accuracy of the classifier on the most visited websites?* Thus, we classify the top 1M most visited websites as reported by the CrUX top list. We first manually verify a subsample of the classification and then introduce a more systematic way to perform the comparison using one of Cloudflare’s APIs.

Manual Verification.

Following a conservative sampling approach, we extract a uniform sample of 385 domains and the top topic they are classified into with highest confidence. The manual verification is done by pulling the meta description of each website and displaying it along with the domain and classified topic. If the meta description can not be obtained for various reasons (website unreachable, script blocking, etc.), we manually get it from a Google search. If the description is not in one of the different languages spoken by the

authors, we translate it. Finally, we judge that labels returned by Topics are correct in 38% of the cases, somewhat related in 9%, and incorrect in 53% with a 95% confidence and a margin of error of 5%.

Cloudflare Categorization.

Building on this manual verification, we automatically compare the Topics classification to the content categories returned by the Cloudflare Domain Intelligence API [11, 14]. This service is provided through Cloudflare Radar; different data sources (website content, manual classification, etc.) are used to determine these categories, and domains that are miscategorized can be reported along with suggestions for domains not classified yet [13]. These categories are used in some of Cloudflare products to filter or block traffic based on certain categories (security risks, adult themes, etc.).

In order to compare Google’s Topics classification to this categorization, we manually map the Topics’s taxonomy to Cloudflare’s 150 content categories. First, we assign sensitive categories (Adult Themes, Drugs, Religion, etc.) from the Cloudflare list to the *Unknown* interest from Topics, we then assign each of the remaining 349 topics to every content category it could be mapped into. We further refine our assignment by looking at the domains that do not correctly get their topics mapped to content categories from the static mapping (which explains the high performance results on the static mapping). Then, we categorize the top 1M most visited websites from the CrUX top list with the Cloudflare API, and we keep only the domains for which some content categories are returned. For each domain, we end up mapping these categories to a set of topics that we can compare to the ones predicted by Topics.

Table 5 shows for different ranks of top most visited websites the overlap coefficient average and the proportion of domains for which there is at least one topic in common between both classifications, using the remapped Cloudflare’s output as ground truth. These results show that the Topics’s classification is also quite accurate beyond the $\sim 10k$ websites from the static mapping; indeed on the domains from the top 1M that are categorized by the Cloudflare API, at least 1 topic is output in common by Topics on 57% of the cases. We conclude that this matching implies moderate utility of the Topics model for targeted advertising (G2). In practice, user interests are tagged heuristically based on visits to many sites, and the aggregation of these visits would reduce classification mistakes and improve accuracy over these per-site results.

5.3 Crafting Subdomains

Motivated by a discussion on the proposal [45], we study the privacy and utility trade-off of not allowing advertisers to set their own topics. At present, the Topics model only uses the domain names of the websites as input; this is limited information to work with compared to potentially having access to some content of the website (such as the meta description for instance) or having publishers providing their own topics or classification hints. The purpose of this limitation is ostensibly to reduce the ability of website operators to influence their site tagging (and thereby reducing API abuse to assign unique identifiers to users). However, this also reduces the utility of the system because many domain names are incorrectly classified. In this section, we evaluate if this utility trade-off actually provides defense against manipulation: *can publishers influence the classification through the use of carefully crafted subdomains?*

Table 5: Model performance when using Cloudflare Domain Intelligence API returned categories as ground truth

Metric	Static Mapping	Top 1k	Top 5k	Top 10k	Top 50k	Top 100k	Top 500k	Top 1M
Number of websites compared	2500	423	1977	3880	18160	35466	172529	347686
Overlap coefficient (average)	0.88	0.76	0.75	0.72	0.62	0.59	0.55	0.53
At least one topic correct (ratio)	0.94	0.81	0.80	0.76	0.66	0.63	0.59	0.57

To demonstrate the extent to which this is possible, we carry out the following experiment where we craft subdomains for each of the top 10k most visited domains. As a preliminary step, we classify with `Topics` the full English dictionary provided by WordNet [57]. Then, for each domain in the top 10k, we craft 350 subdomains by prepending to it the English word output with the highest confidence for each topic. We classify with `Topics`, this total of 3.5M new domains and interpret the results through the following two types of misclassifications: *untargeted* and *targeted*. An untargeted misclassification would be used to eliminate an undesirable topic association from a site, whereas a targeted misclassification could introduce a new, desirable topic association. This could be done to improve the mapping, help publishers or advertisers observing topics from websites that they would not be embedded on otherwise, and to some extent alter the topics of some users (with a potential privacy risk of assigning unique interests).

Figure 6 shows the cumulative distribution for the original domains of the number of crafted subdomains that were respectively misclassified. For untargeted, we look at if the classification of the newly crafted domain changed at all from the classification of the initial domain; this happens for almost all the crafted subdomains for any domain in the top 10k. We are also interested in targeting a specific misclassification, in this case, we are successful on more than 114 crafted subdomains for half of the initial 10k domains, and at most we are able to successfully craft a total of 235 targeted subdomains. These results show that the model classifier is quite susceptible to changes to the initial domain as untargeted misclassification is successful in almost all the cases. For targeted, while our approach is quite simple, it is sufficient to target a fair number of topics. We are only interested in showing that capability here, but one could improve these results by applying for instances techniques from adversarial machine learning [9, 28, 51, 65, 73].

Our results demonstrate that publishers can craft specific subdomains to set their own topic(s). They can implement this in practice by redirecting users to them to influence the `Topics` computation. However, this is contradictory to the security goal that domain-based classification gives up utility to achieve. Using more site data to determine classification would further exacerbate this issue. As is, `Topics` does not achieve an optimal trade-off between security and utility, where restricting classification further (such as basing only on *eTLD+1*) would provide more security with minimal utility trade-off. As the current system effectively allows sites to set their own topic, we argue that such a feature should either be made openly available to publishers in an accessible and easy-to-audit way—incentivizing honest participation—or further restricted.

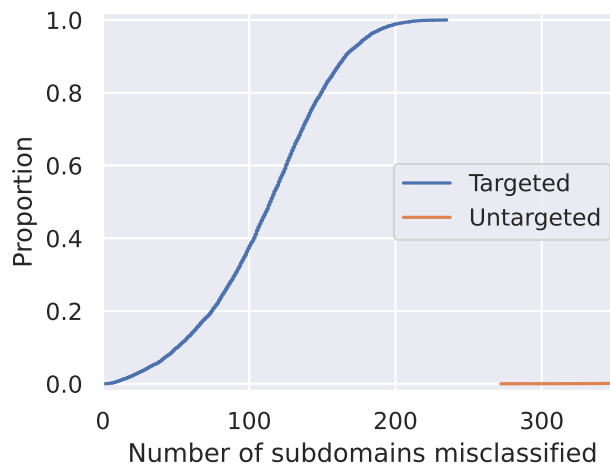


Figure 6: Cumulative distribution of the number of successful targeted and untargeted misclassifications per domain.

6 DISCUSSION

The privacy risks we observe with `Topics` arise from the API relaying the underlying distribution of user interests. Users have diverse web behaviors that are unlikely to change and so natural properties of their interests, such as heterogeneity, stability, and uniqueness, are reflected through the API results. These can be exploited as shown in Section 4, but parts of the system can also be modified to try to make the `Topics` observations less skewed and more uniform. Based on this, we next propose two partial mitigations, and then discuss how other types of approaches that may hold part of the solution or at least ideas to enable privacy-preserving online advertising must also be evaluated.

6.1 Changes to the Taxonomy and Classifier

Recall that in Section 4, we observe that the distribution of topics is highly skewed on the top 1M most visited websites. A direct consequence is that some topics are more likely to be noisy when observed by advertisers than genuine. The first type of mitigations consists in modifying this distribution by designing a new taxonomy and/or classifier so that all the topics appear more uniformly than they currently do. Without more details about how Google trained and fine-tuned this model classifier, it is difficult to suggest specific changes other than considering: (1) a larger training dataset with observations of all the classes, (2) extending the static mapping with observations for every topic, (3) providing more information to the classifier than just the hostname of the website (although this also introduces accuracy and privacy issues), and (4) ensuring

that every topic from the taxonomy appears genuinely on the most visited websites. Modifications to the classifier can also be accompanied by changes to the taxonomy of topics. For instance, we can imagine (1) removing altogether topics that appear very little in practice (although this impacts accuracy for users and specific websites from these categories), or (2) splitting topics that appear a lot in subtopics and merging the ones that appear less under their parent category or with others.

However, to do so, a crucial hypothesis is made about which domain the observations are made on. For instance, fixing the classifier and/or the taxonomy so that every topic on the top 1M most visited websites appears a minimum of times, does not imply that this would also be the case on the top 10k, or 100k, or for the visitors of a website about some given subject. This is only a partial mitigation, as it does not address the underlying diverse nature of all user interests. Moreover, this can directly impact the accuracy and level of utility of the API.

6.2 Introducing Noise Adaptively

For multi-shot scenarios, we show in Section 4 that third parties are able to remove noisy topics and recover users' genuine top interests. At the moment, the noise that is added by Topics does not have a real impact in this scenario; this is because the stability of user interests across epochs nullifies the assumption of independence between epochs.

Instead, we could envision entrusting web browsers to adaptively adjust the noise being output based on what advertisers have already been able to observe about users. Web browsers have a unique vantage point on the global computation for every user: they know the websites they visit, user's top topics of interest, if they are stable or not, and they also already keep track of who calls the Topics API, on which websites, etc. What is missing is a mechanism in web browsers that: (a) models different scenarios based on the nature of user behaviors, (b) keeps track of the state of their user's privacy disclosure, and (c) blocks further leakage if advertisers know too much already. This mitigation would require modeling out the amount of disclosure users are comfortable with (likely through a choice of different options that correspond to different privacy and utility trade-offs). In that respect, techniques based on differential privacy [4, 24] could maybe be adapted to Topics. Such a technique would need to be executed quickly by web browsers, i.e., in less time that it takes to load a web page. The complexity of such a mechanism and its impact on utility would need to be further analyzed. A caveat to this potential mitigation is that even though what is returned by the API to different advertisers can be recorded by the web browser, it remains unclear how to account for data sharing and collusion between advertisers outside the context of the Topics API.

6.3 Other Avenues & Related Work

By design, interest-disclosing mechanisms report user information to third parties, other avenues or ideas to replace TPCs with a truly private solution may be found in additional proposals of different nature. Other alternatives, such as the FLEDGE [22] and TURTLEDOVE [31] proposals, assume a different setting wherein ad selection is done locally in web browsers without user data ever

leaving their devices. However, more work remains to be done to evaluate these proposals. Additionally, building a more private web goes beyond the replacement of just TPCs. Other open challenges include how to perform, record, and communicate conversion and impression metrics in a private way that still lets advertisers get the utility they would like. Google is for instance leading the development of The Privacy Sandbox initiative that, "aims to create technologies that both protect people's privacy online and give companies and developers tools to build thriving digital businesses" [33].

For the Web, Google's proposals also aim at preventing fraud and spam (Private Stakes Tokens API [20]), measuring ads conversion (Attribution reporting API [63]), and reducing cross-site privacy exposure (First Party Sets [19], Shared Storage API [80], CHIPS [56], etc.). For the Android mobile OS, the goals are similar: reducing user tracking by deprecating access to cross-app identifiers such as Advertising ID, and limiting the scope that third party libraries in applications can access [10, 38, 39]. Other organizations contribute to The Privacy Sandbox or to their own projects, for instance: Apple with Private Click Measurement [42], Brave with Brave Private Search Ads [8], or Meta and Mozilla with Interoperable Private Attribution [61, 75]. Work remains to be done to seek and evaluate these other different avenues to a truly private web.

6.4 Ethics Statement

In this paper, we chose for ethical reasons and privacy concerns not to collect or acquire any dataset of real user browsing histories. Instead, we use publicly available aggregated ranked lists of top visited websites [18, 29, 49, 70] and rely on recently published research papers with results about web user browsing behaviors [6, 69, 70] to generate synthetic traces.

We find it to be the only way to pursue and evaluate these proposals' claims without having access to real and recent browsing history datasets (i.e., without being one of the large web actors) and without sustaining the business model of data brokers. We hope that by releasing our code as an open-source artifact, we will inspire other studies and researchers to adopt a similar approach.

7 CONCLUSION

Several privacy-preserving alternatives like the ones from The Privacy Sandbox are being developed at the moment by web and online advertising actors. With the deployment of these alternatives, the modifications being introduced could impact billions of users and lead to a better web ecosystem—some proposals even aim at improving user privacy beyond the web. However, this could also very well be for the worst, if we replicate similar errors to the ones that were made in the past with the same technologies that we are trying to replace today. As a result, it is of the utmost importance to pay attention to the changes being proposed, analyze and evaluate them, and attempt to foresee their potential consequences in the context of realistic user behaviors. In this paper, we have taken on this endeavor for interest-disclosing alternative mechanisms for online advertising, such as Google's Topics API—currently aimed to be gradually deployed to Chrome users starting July 2023 with Chrome 115—, and we have shown how their privacy objectives and design are directly at odds with the natural diversity of user behaviors.

ACKNOWLEDGMENTS

We would like to thank Cloudflare for allowing us to classify the top 1M most visited domains with their Domain Intelligence API by increasing the API rate limits of our account.

The authors also thank Eric Pauley, Ryan Sheatsley, Kunyang Li, Quinn Burke, Rachel King, and Blaine Hoak for their feedback on initial versions of this paper.

Funding acknowledgment: This material is based upon work supported by the National Science Foundation under Grant No. 1900873. Any opinions, findings, and conclusions or recommendations expressed in this material are those of the author(s) and do not necessarily reflect the views of the National Science Foundation.

REFERENCES

- [1] Gunes Acar, Christian Eubank, Steven Englehardt, Marc Juarez, Arvind Narayanan, and Claudia Diaz. 2014. The Web Never Forgets: Persistent Tracking Mechanisms in the Wild. In *Proceedings of the 2014 ACM SIGSAC Conference on Computer and Communications Security*. ACM, Scottsdale Arizona USA, 674–689. <https://doi.org/10.1145/2660267.2660347>
- [2] Gunes Acar, Marc Juarez, Nick Nikiforakis, Claudia Diaz, Seda Gürses, Frank Piessens, and Bart Preneel. 2013. FPDetective: dusting the web for fingerprinters. In *Proceedings of the 2013 ACM SIGSAC conference on Computer & communications security - CCS '13*. ACM Press, Berlin, Germany, 1129–1140. <https://doi.org/10.1145/2508859.2516674>
- [3] William Aiello, Charles Kalmanek, Patrick McDaniel, Subhabrata Sen, Oliver Spatscheck, and Jacobus Van Der Merwe. 2005. Analysis of Communities of Interest in Data Networks. In *Passive and Active Network Measurement*, David Hutchison, Takeo Kanade, Josef Kittler, Jon M. Kleinberg, Friedemann Mattern, John C. Mitchell, Moni Naor, Oscar Nierstrasz, C. Pandu Rangan, Bernhard Steffen, Madhu Sudan, Demetri Terzopoulos, Dough Tygar, Moshe Y. Vardi, Gerhard Weikum, and Constantinos Dovrolis (Eds.). Vol. 3431. Springer Berlin Heidelberg, Berlin, Heidelberg, 83–96. https://doi.org/10.1007/978-3-540-31966-5_7 Series Title: Lecture Notes in Computer Science.
- [4] Raef Bassily, Kobbi Nissim, Adam Smith, Thomas Steinke, Uri Stemmer, and Jonathan Ullman. 2015. Algorithmic Stability for Adaptive Data Analysis. <https://doi.org/10.48550/arXiv.1511.02513> arXiv:1511.02513 [cs].
- [5] Alex Berke and Dan Calacci. 2022. Privacy Limitations Of Interest-based Advertising On The Web: A Post-mortem Empirical Analysis Of Google's FLoC. <https://doi.org/10.48550/arXiv.2201.13402> arXiv:2201.13402 [cs].
- [6] Sarah Bird, Ilana Segall, and Martin Lopatka. 2020. Replication: Why We Still Can't Browse in Peace: On the Uniqueness and Reidentifiability of Web Browsing Histories. In *Sixteenth Symposium on Usable Privacy and Security (SOUPS 2020)*. USENIX Association, Boston, MA, USA, 489–503. <https://www.usenix.org/conference/soups2020/presentation/bird>
- [7] Browser Brave. 2020. OK Google, don't delay real browser privacy until 2022. <https://brave.com/ok-google/>
- [8] Browser Brave. 2022. Brave debuts privacy preserving ads in its search engine. <https://brave.com/private-search-ads/>
- [9] N. Carlini and D. Wagner. 2017. Towards Evaluating the Robustness of Neural Networks. In *2017 IEEE Symposium on Security and Privacy (SP)*. IEEE Computer Society, Los Alamitos, CA, USA, 39–57. <https://doi.org/10.1109/SP.2017.49>
- [10] Anthony Chavez. 2022. Introducing the Privacy Sandbox on Android. <https://blog.google/products/android/introducing-privacy-sandbox-android/>
- [11] Cloudflare. 2022. Cloudflare API Documentation. <https://developers.cloudflare.com/api/operations/domain-intelligence-get-multiple-domain-details>
- [12] Cloudflare. 2022. Cloudflare Radar. <https://radar.cloudflare.com/>
- [13] Cloudflare. 2022. Glossary · Cloudflare Radar docs. <https://developers.cloudflare.com/radar/glossary/>
- [14] Cloudflare. 2023. Domain categories · Cloudflare Zero Trust docs. <https://developers.cloudflare.com/cloudflare-one/policies/filtering/domain-categories/>
- [15] John Cook, Rishab Nithyanand, and Zubair Shafiq. 2020. Inferring Tracker-Advertiser Relationships in the Online Advertising Ecosystem using Header Bidding. *Proceedings on Privacy Enhancing Technologies* 2020, 1 (Jan. 2020), 1–4. <https://doi.org/10.2478/popets-2020-0001> arXiv:1907.07275 [cs].
- [16] Criteo. 2020. SPARROW. <https://github.com/WICG/sparrow> original-date: 2020-04-21T15:04:02Z.
- [17] Jacob Devlin, Ming-Wei Chang, Kenton Lee, and Kristina Toutanova. 2019. BERT: Pre-training of Deep Bidirectional Transformers for Language Understanding. <https://doi.org/10.48550/arXiv.1810.04805> arXiv:1810.04805 [cs].
- [18] Zakir Durumeric. 2023. Cached Chrome Top Million Websites. <https://github.com/zakird/crux-top-lists> original-date: 2022-12-29T20:25:06Z.
- [19] Sam Dutton. 2021. First-Party Sets. <https://developer.chrome.com/docs/privacy-sandbox/first-party-sets/>
- [20] Sam Dutton. 2021. Private State Tokens. <https://developer.chrome.com/docs/privacy-sandbox/trust-tokens/>
- [21] Sam Dutton. 2021. What is FLoC? <https://web.dev/floc/>
- [22] Sam Dutton. 2022. FLEDGE. <https://developer.chrome.com/docs/privacy-sandbox/fledge/>
- [23] Sam Dutton. 2022. Topics API: developer guide. <https://developer.chrome.com/docs/privacy-sandbox/topics/>
- [24] Cynthia Dwork and Aaron Roth. 2013. The Algorithmic Foundations of Differential Privacy. *Foundations and Trends® in Theoretical Computer Science* 9, 3-4 (2013), 211–407. <https://doi.org/10.1561/04000000042>
- [25] Steven Englehardt and Arvind Narayanan. 2016. Online Tracking: A 1-million-site Measurement and Analysis. In *Proceedings of the 2016 ACM SIGSAC Conference on Computer and Communications Security*. ACM, Vienna Austria, 1388–1401. <https://doi.org/10.1145/2976749.2978313>
- [26] Alessandro Epasto, Andres Munoz Medina, Christina Ilvento, and Josh Karlin. 2022. Measures of cross-site re-identification risk: An analysis of the Topics API Proposal. Technical Report. Google Research and Chrome. 12 pages.
- [27] Sharad Goel, Jake Hofman, and M. Siro. 2012. Who Does What on the Web: A Large-Scale Study of Browsing Behavior. *Proceedings of the International AAAI Conference on Web and Social Media* 6, 1 (2012), 130–137. <https://doi.org/10.1609/icwsm.v6i1.14266> Number: 1.
- [28] Ian J. Goodfellow, Jonathon Shlens, and Christian Szegedy. 2015. Explaining and Harnessing Adversarial Examples. <https://doi.org/10.48550/arXiv.1412.6572> [cs, stat].
- [29] Google. 2017. Chrome UX Report. <https://developer.chrome.com/docs/crux/>
- [30] Google. 2019. The Privacy Sandbox: Technology for a More Private Web. <https://privacysandbox.com/>
- [31] Google. 2020. WICG/turtledove: TURTLEDOVE. <https://github.com/WICG/turtledove>
- [32] Google. 2021. Federated Learning of Cohorts (FLoC) - The Privacy Sandbox. <https://privacysandbox.com/proposals/floc/>
- [33] Google. 2021. The Privacy Sandbox. <https://developer.chrome.com/docs/privacy-sandbox/>
- [34] Google. 2021. WICG/floc. <https://github.com/WICG/floc> original-date: 2019-08-22T12:02:24Z.
- [35] Google. 2022. Content Categories | Cloud Natural Language API. <https://cloud.google.com/natural-language/docs/categories>
- [36] Google. 2022. Topics API: Relevant Ads without Cookies - The Privacy Sandbox. <https://privacysandbox.com/proposals/topics/>
- [37] Google. 2023. GitHub - patcg-individual-drafts/topics: The Topics API. <https://github.com/patcg-individual-drafts/topics/tree/d11b706632dde532859cc727891f4e6761e04bcd> commit hash d11b706632dde532859cc727891f4e6761e04bcd - May 16, 2023.
- [38] Android Google. 2022. Privacy Sandbox on Android. <https://developer.android.com/design-for-safety/privacy-sandbox>
- [39] Android Google. 2022. SDK Runtime. <https://developer.android.com/design-for-safety/privacy-sandbox/sdk-runtime>
- [40] TensorFlow Google. 2019. TensorFlow Lite | ML for Mobile and Edge Devices. <https://www.tensorflow.org/lite>
- [41] Margherita Grandini, Enrico Bagli, and Giorgio Visani. 2020. Metrics for Multi-Class Classification: an Overview. <http://arxiv.org/abs/2008.05756> arXiv:2008.05756 [cs, stat].
- [42] Apple Inc. 2021. Private Click Measurement. <https://privacycg.github.io/private-click-measurement/>
- [43] Arjaldo Karaj, Sam Macheth, Rémi Berson, and Josep M. Pujol. 2019. WhoTracks.Me: Shedding light on the opaque world of online tracking. <http://arxiv.org/abs/1804.08959> arXiv:1804.08959 [cs].
- [44] Josh Karlin. 2022. Request for Position: Topics API - Issue #622 · mozilla/standards-positions. <https://github.com/mozilla/standards-positions/issues/622>
- [45] Josh Karlin. 2022. Should sites be able to set their own topics via response headers? · Issue #1 · patcg-individual-drafts/topics · GitHub. <https://github.com/patcg-individual-drafts/topics/issues/1>
- [46] Josh Karlin. 2022. topics/taxonomy_v1.md at 3c684c66159b3f13b3950e3841b46628a554fe91 · patcg-individual-drafts/topics · GitHub. https://github.com/patcg-individual-drafts/topics/blob/3c684c66159b3f13b3950e3841b46628a554fe91/taxonomy_v1.md
- [47] Balachander Krishnamurthy and Craig Wills. 2009. Privacy diffusion on the web: a longitudinal perspective. In *Proceedings of the 18th international conference on World wide web*. ACM, Madrid Spain, 541–550. <https://doi.org/10.1145/1526709.1526782>
- [48] Ravi Kumar and Andrew Tomkins. 2010. A characterization of online browsing behavior. In *Proceedings of the 19th international conference on World wide web (WWW '10)*. Association for Computing Machinery, New York, NY, USA, 561–570. <https://doi.org/10.1145/1772690.1772748>
- [49] Victor Le Pochat, Tom Van Goethem, Samaneh Tajalizadehkhoob, Maciej Korczyński, and Wouter Joosen. 2019. Tranco: A Research-Oriented Top Sites

- Ranking Hardened Against Manipulation. In *Proceedings of the 26th Annual Network and Distributed System Security Symposium (NDSS 2019)*. Internet Society, San Diego, CA, USA. <https://doi.org/10.14722/ndss.2019.23386>
- [50] Timothy Libert. 2015. Exposing the Hidden Web: An Analysis of Third-Party HTTP Requests on 1 Million Websites. <https://doi.org/10.48550/arXiv.1511.00619> arXiv:1511.00619 [cs].
- [51] Aleksander Madry, Aleksandar Makelov, Ludwig Schmidt, Dimitris Tsipras, and Adrian Vladu. 2018. Towards Deep Learning Models Resistant to Adversarial Attacks. In *International Conference on Learning Representations*. ICLR, Vancouver, BC, Canada. <https://openreview.net/forum?id=rjzIBfZAb>
- [52] Jonathan R. Mayer and John C. Mitchell. 2012. Third-Party Web Tracking: Policy and Technology. In *2012 IEEE Symposium on Security and Privacy*. 413–427. <https://doi.org/10.1109/SP.2012.47> ISSN: 2375-1207.
- [53] Patrick McDaniel, Subhabrata Sen, Oliver Spatschek, and Jacobus E. Van De Merwe. 2006. System and method for tracking individuals on a data network using communities of interest. <https://patents.google.com/patent/EP1699173A1/en>
- [54] Rowan Merewood and Alexandra White. 2023. Preparing to ship the Privacy Sandbox relevance and measurement APIs. <https://developer.chrome.com/blog/shipping-privacy-sandbox/>
- [55] Microsoft. 2021. GitHub - WICG/privacy-preserving-ads: PARAKEET. <https://github.com/WICG/privacy-preserving-ads>
- [56] Milica Mihajlija. 2022. Cookies Having Independent Partitioned State (CHIPS). <https://developer.chrome.com/docs/privacy-sandbox/chips/>
- [57] George A. Miller. 1995. WordNet: A Lexical Database for English. *Commun. ACM* 38, 11 (nov 1995), 39–41. <https://doi.org/10.1145/219717.219748>
- [58] A.L. Montgomery and C. Faloutsos. 2001. Identifying Web Browsing Trends and Patterns. *Computer* 34, 7 (2001), 94–95. <https://doi.org/10.1109/2.933515>
- [59] Rajeev Motwani and Prabhakar Raghavan. 1995. *Randomized Algorithms*. Cambridge University Press. 3.6. The Coupon Collector’s Problem.
- [60] Mozilla. 2022. Firefox Rolls Out Total Cookie Protection By Default To All Users | The Mozilla Blog. <https://blog.mozilla.org/en/mozilla/firefox-rolls-out-total-cookie-protection-by-default-to-all-users-worldwide/>
- [61] Mozilla and Meta. 2022. Privacy Preserving Attribution for Advertising | The Mozilla Blog. <https://blog.mozilla.org/en/mozilla/privacy-preserving-attribution-for-advertising/>
- [62] Hendrik Müller, Jennifer L. Gove, John S. Webb, and Aaron Cheang. 2015. Understanding and Comparing Smartphone and Tablet Use: Insights from a Large-Scale Diary Study. In *Proceedings of the Annual Meeting of the Australian Special Interest Group for Computer Human Interaction (OzCHI ’15)*. Association for Computing Machinery, New York, NY, USA, 427–436. <https://doi.org/10.1145/2838739.2838748>
- [63] Maud Nalpas, Sam Dutton, and Alexandra White. 2021. Attribution Reporting. <https://developer.chrome.com/docs/privacy-sandbox/attribution-reporting/>
- [64] Lukasz Olejnik, Claude Castelluccia, and Artur Janc. 2012. Why Johnny Can’t Browse in Peace: On the Uniqueness of Web Browsing History Patterns. In *5th Workshop on Hot Topics in Privacy Enhancing Technologies (HotPETs 2012)*. Vigo, Spain. <https://inria.hal.science/hal-00747841>
- [65] Nicolas Papernot, Patrick McDaniel, Somesh Jha, Matt Fredrikson, Z. Berkay Celik, and Ananthram Swami. 2016. The Limitations of Deep Learning in Adversarial Settings. In *2016 IEEE European Symposium on Security and Privacy (EuroS&P)*. IEEE Computer Society, Saarbrücken, Germany, 372–387. <https://doi.org/10.1109/EuroSP.2016.36>
- [66] Mike Perry, Erinn Clark, Steven Murdoch, and Georg Koppen. 2018. The Design and Implementation of the Tor Browser [DRAFT]. <https://2019.www.torproject.org/projects/torbrowser/design/#identifier-linkability>
- [67] Eric Rescorla and Martin Thomson. 2021. *Technical Comments on FLoC Privacy*. Technical Report. Mozilla. 17 pages. https://mozilla.github.io/ppa-docs/floc_report.pdf
- [68] Franziska Roesner, Tadayoshi Kohno, and David Wetherall. 2012. Detecting and defending against third-party tracking on the web. In *Proceedings of the 9th USENIX conference on Networked Systems Design and Implementation (NSDI’12)*. USENIX Association, USA, 12.
- [69] Kimberly Ruth, Aurore Fass, Jonathan Azose, Mark Pearson, Emma Thomas, Caitlin Sadowski, and Zakir Durumeric. 2022. A world wide view of browsing the world wide web. In *Proceedings of the 22nd ACM Internet Measurement Conference*. ACM, Nice France, 317–336. <https://doi.org/10.1145/3517745.3561418>
- [70] Kimberly Ruth, Deepak Kumar, Brandon Wang, Luke Valenta, and Zakir Durumeric. 2022. Toppling top lists: evaluating the accuracy of popular website lists. In *Proceedings of the 22nd ACM Internet Measurement Conference*. ACM, Nice France, 374–387. <https://doi.org/10.1145/3517745.3561444>
- [71] Justin Schuh. 2019. Building a more private web. <https://blog.google/products/chrome/building-a-more-private-web/>
- [72] Justin Schuh. 2020. Building a more private web: A path towards making third party cookies obsolete. <https://blog.chromium.org/2020/01/building-more-private-web-path-towards.html>
- [73] Ryan Sheatsley, Blaine Hoak, Eric Pauley, and Patrick McDaniel. 2022. The Space of Adversarial Strategies. <https://doi.org/10.48550/arXiv.2209.04521> arXiv:2209.04521 [cs].
- [74] O. Tange. 2011. GNU Parallel - The Command-Line Power Tool. *Journal of the USENIX Magazine* 36, 1 (Feb 2011), 42–47. <https://doi.org/10.5281/zenodo.16303>
- [75] Erik Taubeneck, Ben Savage, and Martin Thomson. 2022. Interoperable Private Attribution (IPA) Overview. https://docs.google.com/document/d/1KpdsKd8-Rn0bWPTu4UtK54ks0yv2j2pA5SrAD9av4s/edit?usp=sharing&usp=embed_facebook
- [76] Linda Tauscher and Saul Greenberg. 1997. How people revisit web pages: empirical findings and implications for the design of history systems. *International Journal of Human-Computer Studies* 47, 1 (July 1997), 97–137. <https://doi.org/10.1006/ijhc.1997.0125>
- [77] Martin Thomson. 2023. *A Privacy Analysis of Google’s Topics Proposal*. Technical Report. Mozilla. <https://mozilla.github.io/ppa-docs/topics.pdf>
- [78] Florian Turati. 2022. *Analysing and exploiting Google’s FLoC advertising proposal*. Master’s thesis. ETH Zurich, Department of Computer Science. <https://doi.org/10.3929/ETHZ-B-000539945>
- [79] Sarah K. Tyler, Jaime Teevan, Peter Bailey, Sebastian de la Chica, and Nikhil Dandekar. 2015. *Large Scale Log Analysis of Individuals’ Domain Preferences in Web Search*. Technical Report MSR-TR-2015-048. Microsoft Research. <https://www.microsoft.com/en-us/research/publication/large-scale-log-analysis-of-individuals-domain-preferences-in-web-search/>
- [80] Alexandra White and Kevin K. Lee. 2022. Shared Storage. <https://developer.chrome.com/docs/privacy-sandbox/shared-storage/>
- [81] John Wilander. 2020. Full Third-Party Cookie Blocking and More. <https://webkit.org/blog/10218/full-third-party-cookie-blocking-and-more/> Section: Privacy.

A TAXONOMY

Table 6: Distribution of topics in initial taxonomy; number of topics (including parent topic) per parent category

Parent category	Number of topics
/Arts & Entertainment	56
/Autos & Vehicles	29
/Beauty & Fitness	14
/Books & Literature	3
/Business & Industrial	23
/Computers & Electronics	23
/Finance	23
/Food & Drink	8
/Games	16
/Hobbies & Leisure	11
/Home & Garden	8
/Internet & Telecom	11
/Jobs & Education	13
/Law & Government	4
/News	7
/Online Communities	4
/People & Society	9
/Pets & Animals	9
/Real Estate	3
/Reference	4
/Science	10
/Shopping	10
/Sports	33
/Travel & Transportation	18

B COMPARISON METRICS USED IN MODEL PERFORMANCE ANALYSIS

When comparing the $\{actual\}$ and $\{predicted\}$ sets of topics, we report the average across the domains considered for the following:

$$\text{Jaccard_index} = \frac{|\{actual\} \cap \{predicted\}|}{|\{actual\} \cup \{predicted\}|} = \frac{\text{Dice_coefficient}}{2 - \text{Dice_coefficient}}$$

$$\text{Dice_coefficient} = \frac{2|\{actual\} \cap \{predicted\}|}{|\{actual\}| + |\{predicted\}|} = \frac{2 \text{ Jaccard_index}}{1 + \text{Jaccard_index}}$$

$$\text{Overlap_coefficient} = \frac{|\{actual\} \cap \{predicted\}|}{\min(|\{actual\}|, |\{predicted\}|)}$$

Note that always $\text{Jaccard_index} \leq \text{Dice_coefficient}$.

C CHROME FILTERING STRATEGY

Google does not explain in the Topics proposal how the output of the model classifier is filtered. We identify in the chromium source code the component⁸ that handles this filtering. As different set of parameters are used in the corresponding chromium’s unit tests, we verify that we have the correct combination by validating that our classification of 1000 words chosen randomly from the English dictionary matches (except for a negligible number of floating point arithmetic issues) the one from Google –accessible from the `chrome://topics-internals` page in Google Chrome beta. Next, we explain the algorithm that Google uses (also provided in natural language in Algorithm 1); first the top 5 topics ordered by their confidence score are kept, the sum of these 5 scores is computed, and any topic whose score is lower than 0.01 is discarded. Then, if the *Unknown* topic is still present and if its score contributes to more than 80% to the previous sum, the domain is considered as sensitive; none of the 349 topics is returned, and *Unknown* is output. If the proportion is lower, the *Unknown* topic gets dropped from the top topics considered for the domain. In this case, the scores of the remaining topics are normalized by the total sum computed previously and if the result is bigger than 0.25, only then the topic is kept. If after all of these steps, none of the 349 topics remain, then *Unknown* is returned.

D TOPICS & COUPON COLLECTOR’S PROBLEM

In this section, we make the connection between the Topics API in the case of users with stable interests across epochs and the Coupon Collector’s Problem of probability theory [59]. We show how Topics is a modified version of the classical Coupon Collector’s Problem. In this problem, a person collects coupons, cards, tokens, or other items obtained through a probabilistic experiment such as a random drawing (buying gum packages, cereal boxes, etc.). The collector seeks to get all the items at least once, or several sets of each item, etc.

A user with stable interests across epochs has a top $\top = 5$ topics of interests that is fixed. They are genuine and one of them is output with probability $q = 1 - p = 0.95$ for each individual epoch instead of a noisy random one. Advertisers are interested in obtaining only the genuine topics to improve their ad selection. As a

⁸`src/components/optimization_guide/core/page_topics_model_executor.cc`

Algorithm 1: Chrome filtering strategy

Input: topics_classified i.e., the 350 topics and their score
Output: predicted topics as Topics output in Chrome
 /* Chrome filtering parameters */
 1 $max_topics \leftarrow 5$
 2 $min_unknown_score \leftarrow 0.8$
 3 $min_topic_score \leftarrow 0.01$
 4 $min_normalized_score_within_top_n \leftarrow 0.25$
 /* Initialization of variables */
 5 $top_sum \leftarrow 0$
 6 $unknown_score \leftarrow 0$
 /* Return highest max_topics top scores */
 7 $topics \leftarrow sort_return_top(topics_classified, max_topics)$
 8 **for** topic in topics **do**
 9 $top_sum \leftarrow top_sum + topic.score$
 10 **if** topic.id is Unknown **then**
 11 $unknown_score \leftarrow topic.score$
 /* Unknown’s score is considered too strong */
 12 **if** $unknown_score/top_sum > min_unknown_score$ **then**
 13 **return** Unknown
 14 $topics_predicted \leftarrow None$
 15 **for** topic in topics **do**
 /* Check minimal and normalized scores */
 16 **if** topic.id is not Unknown **and**
 $topic.score \geq min_topic_score$ **and**
 $topic.score/top_sum \geq$
 $min_normalized_score_within_top_n$ **then**
 17 $topics_predicted.add(topic.id)$
 18 **if** $topics_predicted$ is None **then**
 19 **return** Unknown
 20 **else**
 21 **return** $topics_predicted$

result, in Topics, advertisers and alike would be the collectors, and the topics observed the coupons (one new one per corresponding epoch). As we consider users with stable interests here, this places us in the Coupon Collector’s Problem settings of a drawing with replacement.

Let’s denote by E the time (number of individual epochs) when all genuine \top topics have been collected (i.e., observed at least once) by advertisers. If we denote by e_i the time at which the genuine topic i was collected after having collected $i - 1$ other topics, we have; $E = e_1 + e_2 + \dots + e_\top$

Collecting a new genuine topic i after having collected $i - 1$ other genuine topics for a user has a probability of $q \frac{(\top - i + 1)}{\top}$. Thus e_i follows a geometric distribution of expectation $\frac{\top}{(q)(\top - i + 1)}$. Thus, we have:

$$\begin{aligned}\mathbb{E}(E) &= \mathbb{E}(e_1) + \mathbb{E}(e_2) + \dots + \mathbb{E}(e_\top) = \frac{\top}{q} \left(1 + \frac{1}{2} + \dots + \frac{1}{\top} \right) \\ &= \frac{\top}{q} \sum_{i=1}^{\top} \frac{1}{i} \approx 13 \text{ for } \top = 5\end{aligned}$$

On expectation, advertisers must observe the topics for a user that correspond to 13 individual epochs to say that they collected all genuine topics of their top $\top = 5$ topics. This means 11 consecutive API calls as a minimum to `Topics`; as the initial call discloses a maximum of 3 new topics and the consecutive ones a maximum of 1 new topic at once.

E NOTATIONS

Table 7: Notations and symbols used in this paper

Notation	Definition	Value
Commit on Topics proposal	Commit sha of the Topics proposal studied in this paper	24c8789 (May 30, 2023)
Taxonomy version	Version of the initial taxonomy	v1
Model version	Version of the studied Topics classifier	1 (used to be labeled 2206021246)
Topics version	Latest version of Topics studied in this paper	<i>chrome.1:1:2</i>
<code><browsingTopics(></code>	Topics API call	<code>document.browsingTopics()</code>
A, B	Advertisers A and B	-
\mathcal{B}	Binomial distribution	-
e_i	Epoch i	Size $e_{i+1} - e_i = 1$ week
i, j	Generic math variables used for iterations	-
n	Number of users	-
\mathbb{N}	Set of integers	-
p	Probability to pick a random topic from taxonomy	0.05
$q = 1 - p$	Probability to pick a genuine topic from user's top \top topics	0.95
\top	Number of top topics per epoch	5
τ	Number of topics returned by <code><browsingTopics(></code>	3 maximum
t_j	Topic j	-
TPCs	Third-party cookies	-
$u_{i,A}$	User of identity i observed by advertiser A	-
w_B	Website on which advertiser B is embedded	-
Ω	Number of topics in taxonomy	349 topics (+ <i>Unknown</i> topic)