

# A SKETCH-AND-SELECT ARNOLDI PROCESS

STEFAN GÜTTEL\* AND IGOR SIMUNEC†

**Abstract.** A sketch-and-select Arnoldi process to generate a well-conditioned basis of a Krylov space at low cost is proposed. At each iteration the procedure utilizes randomized sketching to select a limited number of previously computed basis vectors to project out of the current basis vector. The computational cost grows linearly with the dimension of the Krylov space. The subset selection problem for the projection step is approximately solved with a number of heuristic algorithms and greedy methods used in statistical learning and compressive sensing.

**Key words.** Krylov method, Arnoldi process, randomized sketching

**MSC codes.** 65F10, 65F50

**1. Introduction.** The Arnoldi process [2] is a key component of many Krylov subspace methods for large-scale numerical linear algebra computations, including solving linear systems of equations and eigenvalue problems with nonsymmetric matrices  $A \in \mathbb{R}^{N \times N}$ ; see, e.g., [30, 31]. The Arnoldi process is also used for solving least squares problems, approximating matrix functions or matrix equations, and in model order reduction, to name just a few other applications. Given a starting vector  $\mathbf{b} \in \mathbb{R}^N$  and an integer  $m \ll N$ , the Arnoldi process iteratively constructs an orthonormal basis  $\{\mathbf{v}_1, \mathbf{v}_2, \dots, \mathbf{v}_m\}$  of the Krylov space  $\mathcal{K}_m(A, \mathbf{b}) := \text{span}\{\mathbf{b}, A\mathbf{b}, \dots, A^{m-1}\mathbf{b}\}$ . More precisely, given  $j$  orthonormal basis vectors  $\mathbf{v}_1 := \mathbf{b}/\|\mathbf{b}\|, \mathbf{v}_2, \dots, \mathbf{v}_j$ , the next basis vector is obtained by orthogonalizing  $\mathbf{w}_j := A\mathbf{v}_j$  against all previous vectors,

$$(1.1) \quad \hat{\mathbf{w}}_j := \mathbf{w}_j - \sum_{i=1}^j h_{i,j} \mathbf{v}_i, \quad h_{i,j} := \mathbf{v}_i^T \mathbf{w}_j,$$

and then setting  $\mathbf{v}_{j+1} := \hat{\mathbf{w}}_j / h_{j+1,j}$  with  $h_{j+1,j} = \|\hat{\mathbf{w}}_j\|$ . Collecting the basis vectors into  $V_m = [\mathbf{v}_1, \mathbf{v}_2, \dots, \mathbf{v}_m] \in \mathbb{R}^{N \times m}$  and the orthogonalization coefficients into  $H_m = [h_{i,j}] \in \mathbb{R}^{m \times m}$ , the Arnoldi process generates an Arnoldi decomposition

$$AV_m = V_m H_m + h_{m+1,m} \mathbf{v}_{m+1} \mathbf{e}_m^T,$$

where  $\mathbf{e}_m \in \mathbb{R}^m$  denotes the  $m$ -th canonical unit vector. By construction,  $H_m$  is an upper-Hessenberg matrix.

In terms of arithmetic cost, the Arnoldi process requires  $m$  matrix-vector products  $A\mathbf{w}_j$ , as well as  $m(m+1)/2$  inner products and vector operations (“axpy” in BLAS-1 naming), for a total of

$$O(m \cdot \text{nnz}(A) + Nm^2)$$

arithmetic operations. For sufficiently sparse  $A$ , this cost will be dominated by the  $Nm^2$ -term for the orthogonalization. There are at least two possible ways to reduce this cost. The first one is to restart the Arnoldi process after  $m$  iterations, using  $\mathbf{v} = \mathbf{v}_{m+1}$  as the starting vector for the next cycle. Such a restarting approach is

\*Department of Mathematics, The University of Manchester, M13 9PL Manchester, United Kingdom, stefan.guettel@manchester.ac.uk. S.G. acknowledges a fellowship from The Alan Turing Institute under the EPSRC grant EP/W001381/1 and a Royal Society Industry Fellowship IF/R1/231032.

†Scuola Normale Superiore, 56126 Pisa, Italy, igor.simunec@sns.it.

particularly natural in the context of solving linear systems of equations (as there exists a linear error equation  $A\mathbf{e} = \mathbf{r}$  where  $\mathbf{r}$  is the residual), but it can also be used for eigenvalue problems [23, 34, 35] or matrix function computations [1, 17]. Of course, the combined Krylov basis computed after  $\ell > 1$  restarts is no longer orthonormal and this usually leads to a delayed convergence in restarted Krylov methods.

The second, more recently proposed approach to reduce the arithmetic cost of the Arnoldi process is to employ randomized sketching; see, e.g., [3–6, 24]. The key tool of sketching is an embedding matrix  $S \in \mathbb{R}^{s \times N}$  with  $m < s \ll N$  that distorts the Euclidean norm  $\|\cdot\|$  of vectors in a controlled manner [32, 38]. More precisely, given a positive integer  $m$  and some  $\varepsilon \in [0, 1)$ , we assume that  $S$  is such that for all vectors  $\mathbf{v}$  in the Krylov space  $\mathcal{K}_{m+1}(A, \mathbf{b})$ ,

$$(1.2) \quad (1 - \varepsilon)\|\mathbf{v}\|^2 \leq \|S\mathbf{v}\|^2 \leq (1 + \varepsilon)\|\mathbf{v}\|^2.$$

The matrix  $S$  is called an  $\varepsilon$ -subspace embedding for  $\mathcal{K}_{m+1}(A, \mathbf{b})$ . Condition (1.2) can equivalently be stated with the Euclidean inner product [32, Cor. 4]: for all  $\mathbf{u}, \mathbf{v} \in \mathcal{K}_{m+1}(A, \mathbf{b})$ ,

$$\langle \mathbf{u}, \mathbf{v} \rangle - \varepsilon\|\mathbf{u}\| \cdot \|\mathbf{v}\| \leq \langle S\mathbf{u}, S\mathbf{v} \rangle \leq \langle \mathbf{u}, \mathbf{v} \rangle + \varepsilon\|\mathbf{u}\| \cdot \|\mathbf{v}\|.$$

In practice, such a matrix  $S$  is not explicitly available and we hence have to draw it at random to achieve (1.2) with high probability. There are several ways to construct a random matrix  $S$  with this property, see for instance the discussions in [24, Sec. 2.3] or [4, Sec. 2.1].

There are two main ways sketching can be employed within the Arnoldi process. The first one, proposed and applied in [3, 5, 6], is to replace the inner products computed in (1.1) by inner products on sketched vectors

$$\hat{\mathbf{w}}_j := \mathbf{w}_j - \sum_{i=1}^j \tilde{h}_{i,j} \mathbf{v}_i, \quad \tilde{h}_{i,j} := (S\mathbf{v}_i)^T (S\mathbf{w}_j).$$

Effectively, the process then computes an orthonormal sketched basis  $SV_{m+1}$ . Using an efficient subspace embedding such as the subsampled random cosine or Fourier transform [33, 39] requiring  $O(N \log s)$  operations when applied to a single vector, the overall complexity is now

$$O(m \cdot \text{nnz}(A) + mN \log s + Nm^2).$$

Even though the cost of computing all  $(m+1)m/2$  inner products is reduced from  $N(m+1)m/2$  to  $s(m+1)m/2$ , there is still a quadratic dependency on  $m$ . On the other hand, it follows from [4, Cor. 2.2] that

$$(1.3) \quad \left( \frac{1 - \varepsilon}{1 + \varepsilon} \right)^{1/2} \text{cond}(SV_{m+1}) \leq \text{cond}(V_{m+1}) \leq \left( \frac{1 + \varepsilon}{1 - \varepsilon} \right)^{1/2} \text{cond}(SV_{m+1}),$$

so the computed Krylov basis  $V_{m+1}$  will be close to orthonormal provided that  $\varepsilon$  is sufficiently small (i.e.,  $s$  is sufficiently large which, in practice, means choosing  $s$  between  $2m$  and  $4m$ ).

Alternatively, one may give up completely on the aim of computing a (near) orthonormal Krylov basis and modify the target algorithm to deal with the non-orthogonality gracefully. This has been proposed in [24] for sketched GMRES and

Rayleigh–Ritz extraction of eigenvalues, and in [10, 19] for matrix function computations. One of the most straightforward approaches to generate the Krylov basis with a reduced number of projection steps<sup>1</sup> is the *truncated Arnoldi procedure*. Let a truncation parameter  $k$  be given, then in place of (1.1) we use the iteration

$$\hat{\mathbf{w}}_j := \mathbf{w}_j - \sum_{i=\max\{1, j+1-k\}}^j h_{i,j} \mathbf{v}_i, \quad h_{i,j} := \mathbf{v}_i^T \mathbf{w}_j.$$

Alternatively, this same truncated Arnoldi procedure can be combined with sketching by replacing the coefficients  $h_{i,j}$  by their sketched counterparts  $\tilde{h}_{i,j} := (S\mathbf{v}_i)^T(S\mathbf{w}_j)$ . A key benefit of truncation is that the  $O(Nm^2)$  cost of the orthogonalization is reduced to  $O(Nmk)$ , i.e., it grows linearly with the Krylov basis dimension  $m$ .

The truncated Arnoldi procedure is likely inspired by the Lanczos process for a symmetric matrix  $A$ , which is mathematically equivalent to truncated Arnoldi with  $k = 2$ . The Faber–Manteuffel theorem [15] gives a complete characterization of the matrices  $A$  for which there is a short-term recursion that generates an orthogonal set of Krylov basis vectors. The truncated Arnoldi procedure first appeared in the context of eigenvalue problems [28, Sec. 3.2] and linear systems [29, Sec. 3.3]. For computations involving matrix functions, truncated Arnoldi has been used for the matrix exponential in [18, 20] and for more general matrix functions in [10, 19]. We also refer the reader to [24, Sec. 4] and [27, Sec. 5].

Unfortunately, the Krylov bases generated by truncated Arnoldi (with and without sketching) can become severely ill-conditioned even for moderate  $m$ . In this paper we propose and test an alternative approach which we call the *sketch-and-select Arnoldi process*. The key idea is simple: instead of projecting each new Krylov basis vector against the  $k$  previous basis vectors, we use the sketched version of the Krylov basis to identify  $k$  candidates for the projection. We show that this problem is related to a sparse least squares approximation problem that has been studied in statistical learning and compressive sensing. We then demonstrate with performance profiles that the sketch-and-select Arnoldi process with a simple select strategy to determine the candidate vectors often leads to much better conditioned Krylov bases, outperforming truncated Arnoldi and many other tested methods.

**2. The sketch-and-select Arnoldi process.** At iteration  $j$  of the sketch-and-select Arnoldi process we compute  $\mathbf{w}_j := A\mathbf{v}_j$  as in the standard Arnoldi process, but then aim to determine coefficients  $h_{i,j}$  ( $i = 1, \dots, j$ ) of which at most  $k$  are nonzero. We then compute

$$(2.1) \quad \hat{\mathbf{w}}_j := \mathbf{w}_j - \sum_{h_{i,j} \neq 0} h_{i,j} \mathbf{v}_i$$

and set  $\mathbf{v}_{j+1} := \hat{\mathbf{w}}_j / h_{j+1,j}$  with a suitable scaling factor  $h_{j+1,j}$ . To obtain the nonzero coefficients  $h_{i,j}$  we use the sketched Krylov basis  $SV_j$  and the sketched vector  $S\mathbf{w}_j$ . For any iteration  $j > k$ , we approximately solve the following sparse least squares problem: select an index set  $I \subseteq \{1, 2, \dots, j\}$  with  $|I| = k$  as

$$\arg \min_I \min_{\mathbf{h} \in \mathbb{R}^{|I|}} \|S\mathbf{w}_j - SV_j(:, I)\mathbf{h}\|.$$

<sup>1</sup>Mathematically, the term “orthogonalization” is no longer adequate when the basis is non-orthogonal, so we use the term projection step to refer to a vector operation in truncated Arnoldi.

Here we have used MATLAB notation to denote column selection. Given the index set  $I$ , the components of the best  $\mathbf{h}$  are then used as the projection coefficients  $h_{i,j}$  in (2.1). Finally, the scaling factor  $h_{j+1,j}$  is chosen so that  $\|\mathbf{S}\mathbf{v}_{j+1}\| = 1$ .

The determination of an optimal index set  $I$  is also known as best subset selection problem, a classic topic of model selection in statistical learning [22]. There are two main variants of this problem; (i) the problem considered above where the sparsity level  $k$  is prescribed, and (ii) for a given tolerance  $\epsilon > 0$ , the problem of selecting an index set  $I$  with fewest possible elements so that  $\min_{\mathbf{h} \in \mathbb{R}^{|I|}} \|\mathbf{S}\mathbf{w}_j - \mathbf{S}\mathbf{V}_j(:, I)\mathbf{h}\| \leq \epsilon$ . It is known that the determination of a global minimizer for such problems is NP-hard; see [25]. Nevertheless, a vast amount of literature has been devoted to developing efficient optimization algorithms for this task. A review of these methods is beyond the scope of this paper, so we refer to the excellent overview in [7].

A simple approach to selecting the index set  $I$  is to retain the  $k$  components of  $\mathbf{h} := (\mathbf{S}\mathbf{V}_j)^\dagger(\mathbf{S}\mathbf{w}_j)$  which are largest in modulus, ignoring the remaining  $j - k$  components. We found this to perform very well in the experiments reported in section 3, and we present a basic MATLAB implementation in Figure 1. We refer to this variant as **sketch + select pinv** (for “pseudoinverse”).

One could also try to justify a weighted version of **sketch + select pinv** by noting that

$$(\mathbf{S}\mathbf{V}_j)^T[\mathbf{S}\mathbf{w}_j - \mathbf{S}\mathbf{V}_j(:, I)\mathbf{h}(I) - \mathbf{S}\mathbf{V}_j(:, \bar{I})\mathbf{h}(\bar{I})] = 0,$$

where  $\bar{I}$  denotes the set of indices that have not been selected and  $\mathbf{h} = (\mathbf{S}\mathbf{V}_j)^\dagger(\mathbf{S}\mathbf{w}_j)$  as before. Therefore

$$(\mathbf{S}\mathbf{V}_j)^T \underbrace{[\mathbf{S}\mathbf{w}_j - \mathbf{S}\mathbf{V}_j(:, I)\mathbf{h}(I)]}_{= h_{j+1,j}\mathbf{S}\mathbf{v}_{j+1}} = (\mathbf{S}\mathbf{V}_j)^T[\mathbf{S}\mathbf{V}_j(:, \bar{I})\mathbf{h}(\bar{I})].$$

Our analysis in subsection 2.1 shows that  $\text{cond}([\mathbf{S}\mathbf{V}_j, \mathbf{S}\mathbf{v}_{j+1}])$  crucially depends on the norm  $\|(\mathbf{S}\mathbf{V}_j)^T(\mathbf{S}\mathbf{v}_{j+1})\|$ , which should be kept as small as possible. Upon applying norms we obtain

$$|h_{j+1,j}| \cdot \|(\mathbf{S}\mathbf{V}_j)^T(\mathbf{S}\mathbf{v}_{j+1})\| \leq \sum_{i \in \bar{I}} |h_{i,j}| \cdot \|(\mathbf{S}\mathbf{V}_j)^T(\mathbf{S}\mathbf{v}_i)\|,$$

which suggests to assign to  $I$  the indices of the  $k$  coefficients  $h_{i,j}$  for which  $|h_{i,j}| \cdot \|(\mathbf{S}\mathbf{V}_j)^T(\mathbf{S}\mathbf{v}_i)\|$  is largest ( $i = 1, \dots, j$ ). Unfortunately, the non-orthogonality of  $\mathbf{S}\mathbf{V}_j$  and the complicated dependence of  $h_{j+1,j}$  on the index set  $I$  means that minimizing the right-hand side of this inequality does not necessarily lead to a significant reduction of  $\|(\mathbf{S}\mathbf{V}_j)^T(\mathbf{S}\mathbf{v}_{j+1})\|$ , which is why we no longer consider this weighted variant of **sketch + select pinv** here.

Another approach is to select  $I$  as above, but then to recompute the corresponding coefficients as  $\mathbf{h} = \mathbf{S}\mathbf{V}_j(:, I)^\dagger(\mathbf{S}\mathbf{w}_j)$ . This ensures that the projected  $\mathbf{S}\hat{\mathbf{w}}_j$  is orthogonal to  $\text{span}(\mathbf{S}\mathbf{V}_j(:, I))$ . We refer to this variant as **sketch + select pinv2** (as two pseudoinverses are computed).

In the variant **sketch + select corr** (for “correlation”) we select  $I$  as the components of  $(\mathbf{S}\mathbf{V}_j)^T(\mathbf{S}\mathbf{w}_j)$  which are largest in modulus, using the  $k$  inner products as the projection coefficients  $h_{i,j}$ .<sup>2</sup> Alternatively, we can recompute the projection

<sup>2</sup>The **sketch + select corr** variant has been hinted at in [24, version 1, Sec. 4.3]: “Indeed,  $(\mathbf{S}\mathbf{q}_i)^*(\mathbf{S}\mathbf{A}\mathbf{q}_j) \approx \mathbf{q}_i^* \mathbf{A}\mathbf{q}_j$  for all  $i \leq j$ , so we can choose to orthogonalize  $\mathbf{A}\mathbf{q}_j$  only against the basis vectors  $\mathbf{q}_i$  where the inner product is nonnegligible.”

coefficients as  $\mathbf{h} = SV_j(:, I)^\dagger(S\mathbf{w}_j)$ , referred to as variant **sketch + select corr pinv**.

Finally, we also test three popular methods for sparse approximation, namely orthogonal matching pursuit (OMP) [26, 37], subspace pursuit (SP) [11], and the “Algorithm Greedy” from [25]. We have chosen these methods due to their popularity but also because they naturally allow for a fixed sparsity level  $k$ , as opposed to, e.g., LASSO [36].

```
function [V, H, SV, SAV] = ssa(A, b, m, k)
%% Sketch-and-select Arnoldi process

sw = sketch(b); nsw = norm(sw);
SV(:,1) = sw/nsw; V(:,1) = b/nsw; H = [];
for j = 1:m
    w = A*V(:,j);
    sw = sketch(w); SAV(:,j) = sw;
    % the following two lines perform the select operation
    coeffs = SV(:,1:j) \ sw;
    [coeffs,ind] = maxk(abs(coeffs),k);
    w = w - V(:,ind)*coeffs;
    sw = sw - SV(:,ind)*coeffs;
    nsw = norm(sw);
    SV(:,j+1) = sw/nsw; V(:,j+1) = w/nsw;
    H(ind,j) = coeffs; H(j+1,j) = nsw;
end
```

Fig. 1: Basic (non-optimized) MATLAB implementation of the sketch-and-select Arnoldi process. The function uses a **sketch** function that takes as input a vector with  $N$  components and returns a sketch with  $s \ll N$  components. In this variant, which we refer to as **sketch + select pinv**, the indices of Krylov basis vectors to project out are obtained by keeping the  $k$  coefficients of the orthogonal projection which are largest in modulus. In an efficient implementation, the least squares problems with the sketched basis  $SV_j$  should be solved by retaining and updating at each iteration a QR factorization of  $SV_j$ .

**2.1. Growth of the basis condition number.** By (1.3) it is sufficient to only control the condition number growth of the sketched Krylov basis  $[SV_j, S\mathbf{v}_{j+1}]$ . For notational convenience, we will write this as  $[V, \mathbf{v}]$ . Our aim is to bound the growth of  $\text{cond}([V, \mathbf{v}])$  in terms of the current  $\text{cond}(V)$ . Note that the Gram matrix  $[V, \mathbf{v}]^T[V, \mathbf{v}]$  has unit diagonal in the sketch-and-select Arnoldi process as we always normalize each sketched Krylov basis vector, and so

$$\text{cond}(V)^2 = \text{cond} \left( \begin{bmatrix} V^T V & 0 \\ 0^T & 1 \end{bmatrix} \right).$$

Also,

$$\text{cond}([V, \mathbf{v}])^2 = \text{cond} \left( \begin{bmatrix} V^T V & V^T \mathbf{v} \\ \mathbf{v}^T V & 1 \end{bmatrix} \right).$$

We can apply standard relative perturbation bounds known for symmetric positive definite matrices. To this end, write

$$\begin{bmatrix} V^T V & V^T \mathbf{v} \\ \mathbf{v}^T V & 1 \end{bmatrix} = \begin{bmatrix} V^T V & 0 \\ 0^T & 1 \end{bmatrix} + \begin{bmatrix} O & V^T \mathbf{v} \\ \mathbf{v}^T V & 0 \end{bmatrix} =: G + \Delta G.$$

Note that  $\|\Delta G\| = \|V^T \mathbf{v}\|$ . Then (see, e.g., [13] or [21, Thm. 2.3])

$$\begin{aligned} \text{cond}([V, \mathbf{v}])^2 &= \text{cond}(G + \Delta G) = \frac{\lambda_{\max}(G + \Delta G)}{\lambda_{\min}(G + \Delta G)} \\ &\leq \frac{(1 + \eta)\lambda_{\max}(G)}{(1 - \eta)\lambda_{\min}(G)} = \frac{1 + \eta}{1 - \eta} \text{cond}(V)^2, \end{aligned}$$

where

$$\eta = \|G^{-1/2}(\Delta G)G^{-1/2}\| = \|(V^T V)^{-1/2}V^T \mathbf{v}\| \leq \sigma_{\min}(V)^{-1}\|V^T \mathbf{v}\|.$$

Clearly this bound is only useful as long as  $1 - \eta > 0$ , which is guaranteed if  $\|V^T \mathbf{v}\| < \sigma_{\min}(V)$ , and generally it cannot be expected to be sharp. However, it shows that it is a good idea to try to keep  $\|V^T \mathbf{v}\|$  as small as possible. Going back to the notation used for the sketch-and-select Arnoldi process, this means that we should aim to keep  $\|(SV_j)^T(S\mathbf{v}_{j+1})\|$  small.

An alternative approach to quantify the condition number growth is by bounding the smallest and largest eigenvalue of the Gram matrix, taking into account the special structure of that matrix. The following theorem provides such a result, giving a more explicit bound on  $\text{cond}([V, \mathbf{v}])$ .

**THEOREM 2.1.** *Let  $V$  be a matrix with  $m$  linearly independent columns of unit norm. Denote by  $\sigma_{\min}$  and  $\sigma_{\max}$  the smallest and largest singular value of  $V$ , respectively. Further, let  $\mathbf{v}$  be a unit norm vector such that  $\|V^T \mathbf{v}\| < \sigma_{\min}$ . Then*

$$(2.2) \quad \text{cond}([V, \mathbf{v}])^2 \leq \frac{1 + \sigma_{\max}^2 + \sqrt{(\sigma_{\max}^2 - 1)^2 + 4\|V^T \mathbf{v}\|^2}}{1 + \sigma_{\min}^2 - \sqrt{(\sigma_{\min}^2 - 1)^2 + 4\|V^T \mathbf{v}\|^2}}.$$

*Proof.* We begin by remarking that, as the columns of  $[V, \mathbf{v}]$  are normalized, we have  $\sigma_{\max}([V, \mathbf{v}]) \leq \sqrt{m+1}$  and hence any ill-conditioning of  $[V, \mathbf{v}]$  is mainly attributable to a small value of

$$\sigma_{\min}([V, \mathbf{v}]) = \lambda_{\min}([V, \mathbf{v}]^T [V, \mathbf{v}])^{1/2}.$$

Define the Rayleigh quotient

$$R(\mathbf{x}, \mathbf{v}) = \begin{bmatrix} \mathbf{x}^T, \sqrt{1 - \|\mathbf{x}\|^2} \end{bmatrix} \begin{bmatrix} V^T V & V^T \mathbf{v} \\ \mathbf{v}^T V & 1 \end{bmatrix} \begin{bmatrix} \mathbf{x} \\ \sqrt{1 - \|\mathbf{x}\|^2} \end{bmatrix}, \quad \|\mathbf{x}\| \leq 1.$$

Let us denote  $\beta = \|\mathbf{x}\|$  and fix  $\|V^T \mathbf{v}\| := \alpha$ . Then

$$(2.3) \quad R(\mathbf{x}, \mathbf{v}) = \mathbf{x}^T (V^T V) \mathbf{x} + 2\mathbf{x}^T (V^T \mathbf{v}) \sqrt{1 - \beta^2} + 1 - \beta^2.$$

The first term in this Rayleigh quotient is minimized by choosing  $\mathbf{x}$  as an eigenvector of  $V^T V$  corresponding to  $\lambda_{\min} = \lambda_{\min}(V^T V)$ . For any choice of  $\mathbf{x}$ ,  $\|\mathbf{x}\| = \beta$ , the

second term is minimal when  $\mathbf{v}$  is such that  $V^T \mathbf{v} = -\alpha \mathbf{x} / \beta$ . Hence, we can minimize the overall Rayleigh quotient directly, leading to

$$R_{\min}(\beta) = \beta^2 \lambda_{\min} - 2\alpha\beta\sqrt{1 - \beta^2} + 1 - \beta^2.$$

To find the optimal  $\beta \in [0, 1]$ , we set  $\gamma := 1 - \beta^2$ , upon which  $R_{\min}(\beta) = (1 - \gamma)\lambda_{\min} - 2\alpha\sqrt{\gamma - \gamma^2} + \gamma$  which is easy to differentiate for  $\gamma$ . The optimal value  $\beta_*$  that minimizes  $R_{\min}$  is

$$\beta_* = \sqrt{1 - \gamma_*}, \quad \text{where} \quad \gamma_* = \frac{C_*^2 - C_*\sqrt{C_*^2 + 4} + 4}{2(C_*^2 + 4)}, \quad C_* = \frac{1 - \lambda_{\min}}{\alpha}.$$

We can now derive a rather simple expression for  $R_{\min}(\beta_*)$  in terms of  $C_*$ . We have

$$\gamma_* = \frac{C_*^2 - C_*\sqrt{C_*^2 + 4} + 4}{2(C_*^2 + 4)} = \frac{1}{2} - \frac{1}{2} \frac{C_*}{\sqrt{C_*^2 + 4}},$$

and from this expression it easily follows that

$$\sqrt{\gamma_* - \gamma_*^2} = \frac{1}{\sqrt{C_*^2 + 4}}.$$

By plugging this expression and  $\gamma_*$  into the expression of  $R_{\min}(\beta_*)$ , we have

$$\begin{aligned} R_{\min}(\beta_*) &= \lambda_{\min} + (1 - \lambda_{\min})\gamma_* - 2\alpha\sqrt{\gamma_* - \gamma_*^2} \\ &= \lambda_{\min} + \alpha C_* \left( \frac{1}{2} - \frac{1}{2} \frac{C_*}{\sqrt{C_*^2 + 4}} \right) - \frac{2\alpha}{\sqrt{C_*^2 + 4}} \\ &= \lambda_{\min} + \frac{\alpha}{2\sqrt{C_*^2 + 4}} (C_*\sqrt{C_*^2 + 4} - C_*^2 - 4) \\ &= \lambda_{\min} + \frac{\alpha}{2} (C_* - \sqrt{C_*^2 + 4}) \\ &= \frac{1}{2} + \frac{1}{2}\lambda_{\min} - \frac{\alpha}{2}\sqrt{C_*^2 + 4} \\ &= \frac{1 + \lambda_{\min} - \sqrt{(1 - \lambda_{\min})^2 + 4\alpha^2}}{2}. \end{aligned}$$

For this quantity to be positive, we require  $\alpha^2 < \lambda_{\min}$  or equivalently  $\|V^T \mathbf{v}\| < \sigma_{\min}(V)$ .

Similarly, the first term in the Rayleigh quotient (2.3) is *maximized* by choosing  $\mathbf{x}$  as an eigenvector of  $V^T V$  corresponding to  $\lambda_{\max} = \lambda_{\max}(V^T V)$ . For any choice of  $\mathbf{x}$ ,  $\|\mathbf{x}\| = \beta$ , the second term in (2.3) is maximal when  $\mathbf{v}$  is such that  $V^T \mathbf{v} = \alpha \mathbf{x} / \beta$ . Hence, we can maximize the overall Rayleigh quotient directly, leading to

$$R_{\max}(\beta) = \beta^2 \lambda_{\max} + 2\alpha\beta\sqrt{1 - \beta^2} + 1 - \beta^2.$$

To find the optimal  $\beta \in [0, 1]$ , we set  $\gamma := 1 - \beta^2$ , upon which  $R_{\max}(\beta) = (1 - \gamma)\lambda_{\max} + 2\alpha\sqrt{\gamma - \gamma^2} + \gamma$ . The optimal value  $\beta^*$  that maximizes  $R_{\max}$  is

$$\beta^* = \sqrt{1 - \gamma^*}, \quad \text{where} \quad \gamma^* = \frac{C^2 - C\sqrt{C^2 + 4} + 4}{2(C^2 + 4)}, \quad C = \frac{\lambda_{\max} - 1}{\alpha}.$$

(Note that the only difference compared to the above is in  $C$  versus  $C_*$ .) Evaluating  $R_{\max}(\beta^*)$  yields

$$R_{\max}(\beta^*) = \frac{1 + \lambda_{\max} + \sqrt{(\lambda_{\max} - 1)^2 + 4\alpha^2}}{2}.$$

Combining the expressions for the (worst-case) Rayleigh quotients, we obtain

$$\text{cond}([V, \mathbf{v}])^2 \leq \frac{R_{\max}(\beta^*)}{R_{\min}(\beta_*)} = \frac{1 + \lambda_{\max} + \sqrt{(\lambda_{\max} - 1)^2 + 4\alpha^2}}{1 + \lambda_{\min} - \sqrt{(\lambda_{\min} - 1)^2 + 4\alpha^2}}.$$

The result follows since  $\lambda_{\max} = \sigma_{\max}(V)^2$ ,  $\lambda_{\min} = \sigma_{\min}(V)^2$ , and  $\alpha = \|V^T \mathbf{v}\|$ .  $\square$

Observe that it follows from the proof of [Theorem 2.1](#) that if the vector  $\mathbf{v}$  minimizes the Rayleigh quotient in [\(2.3\)](#) (i.e., it satisfies  $V^T \mathbf{v} = -\alpha \mathbf{x}/\beta_*$  where  $\mathbf{x}$  is the eigenvector of  $V^T V$  corresponding to  $\lambda_{\min}$ ), we have

$$(2.4) \quad \sigma_{\min}([V, \mathbf{v}])^2 = \frac{1 + \sigma_{\min}^2 - \sqrt{(1 - \sigma_{\min}^2)^2 + 4\|V^T \mathbf{v}\|^2}}{2}.$$

Since for any vector  $\mathbf{v}$  of unit norm we have  $\sigma_{\max}([V, \mathbf{v}]) \geq \sigma_{\max} \geq 1$ , this implies that there is a choice of  $\mathbf{v}$  for which

$$(2.5) \quad \text{cond}([V, \mathbf{v}])^2 \geq \frac{2}{1 + \sigma_{\min}^2 - \sqrt{(\sigma_{\min}^2 - 1)^2 + 4\|V^T \mathbf{v}\|^2}}.$$

Recalling that  $\sigma_{\max}([V, \mathbf{v}]) \leq \sqrt{m+1}$ , we find that the right-hand side of [\(2.5\)](#) is smaller than the right-hand side of [\(2.2\)](#) at most by a factor  $m+1$ . In principle, it is possible to select a vector  $\mathbf{v}$  that realizes [\(2.5\)](#) at every iteration, even though this is unlikely to happen in practice.

Going back to the notation used for the sketch-and-select Arnoldi process, let us now consider the behavior of  $\sigma_{\min}(SV_m)$  as  $m$  increases, assuming that at each iteration  $S\mathbf{v}_{m+1}$  is selected as a vector  $\mathbf{v}$  that satisfies [\(2.4\)](#). For convenience, define  $x_m := \sigma_{\min}(SV_m)$  and  $\alpha_m := \|S\mathbf{v}_{m+1}\| < x_m$ . Because of [\(2.4\)](#), these quantities satisfy the recurrence relation

$$x_{m+1}^2 = \frac{1}{2} \left( 1 + x_m^2 - \sqrt{(1 - x_m^2)^2 + 4\alpha_m^2} \right), \quad m \geq 1,$$

with  $x_1 = \sigma_{\min}(S\mathbf{v}_1) = 1$ . Using the fact that  $\sqrt{1+z} \geq 1 + \frac{1}{2}z - \frac{1}{8}z^2$  for all  $z \geq 0$ , we can show that

$$x_{m+1}^2 \leq x_m^2 - \frac{\alpha_m^2}{1 - x_m^2} \left( 1 - \frac{\alpha_m^2}{(1 - x_m^2)^2} \right).$$

If for instance we take  $x_m \leq 1/\sqrt{2}$  and  $\frac{1}{2}x_m \leq \alpha_m < x_m$ , we have

$$1 - \frac{\alpha_m^2}{(1 - x_m^2)^2} \leq \frac{1}{2},$$

and so we obtain

$$x_{m+1}^2 \leq x_m^2 - \frac{1}{2}\alpha_m^2 \leq \frac{7}{8}x_m^2, \quad m \geq 1.$$



This implies that

$$(2.6) \quad \sigma_{\min}(SV_m) \leq \left(\frac{7}{8}\right)^{m/2}, \quad m \geq 1,$$

showing that a geometric convergence to 0 of the smallest singular value of  $SV_m$  is possible. As a consequence, the condition number of  $SV_m$  may diverge geometrically (and hence also  $\text{cond}(V_m)$ , because of (1.3)), even if we impose the condition  $\|(SV_m)^T S \mathbf{v}_{m+1}\| = \frac{1}{2} \sigma_{\min}(SV_m)$ , which is quite stringent.

**3. Numerical experiments.** We now test variants of the proposed sketch-and-select Arnoldi process on a range of matrices from the SuiteSparse Matrix Collection (formerly the University of Florida Sparse Matrix Collection [12]), a widely used set of sparse matrix benchmarks collected from a wide range of applications. We include 80 matrices  $A$  in our test, which correspond to all square numerically nonsymmetric matrices in the collection (as of June 2023) with sizes between  $N = 10^4$  and  $10^6$ . The starting vector  $\mathbf{b}$  is chosen at random with unit normally distributed entries and kept constant for all tests with the same matrix dimension. The MATLAB scripts to reproduce the experiments in this section are available at <https://github.com/simunek/sketch-select-arnoldi>.

In the tests below we compare the seven variants of the sketch-and-select Arnoldi process introduced in section 2, each using a different method for the sparse least squares problem, as well as the truncated Arnoldi process with and without sketching.

**3.1. Illustration with a single matrix.** For our first experiment we plot in Figure 2 the condition number  $\text{cond}(V_m)$  as a function of  $m$  for the SuiteSparse problem `Norris/torso3`, a matrix of size  $N = 259,156$  corresponding to a finite difference electro-physiological 3D model of a torso. We use a truncation parameter of  $k = 2$  and  $k = 5$  and perform  $m = 100$  Arnoldi iterations. The sketching operator is the subsampled random Hadamard transform (SRHT) [3, Sec. 1.3] with an embedding dimension of  $s = 200$ .

We see from Figure 2 that most sketch-and-select Arnoldi variants exhibit a much smaller condition number growth than truncated Arnoldi. The main exception is `sketch + select corr` which performs very badly in both cases, and `sketch + select corr pinv` which is only acceptable for  $k = 5$ . Surprisingly, the variant `sketch + select pinv2` breaks down after about  $m = 80$  Arnoldi iterations in the case  $k = 2$ , but it works very well for  $k = 5$ . The four most reliable variants are `sketch + select pinv`, `sketch + select OMP`, `sketch + select SP`, and `sketch + select greedy`, all leading to a rather slow growth of the condition number.

In terms of computational cost, all sketch-and-select variants only perform operations on small sketched matrices and vectors to determine the projection coefficients. Hence these computations are comparably cheap, but `sketch + select pinv` is the cheapest method as it only requires the solution of a single  $s \times j$  least squares problem in the  $j$ -th Arnoldi iteration. OMP is a greedy method that, for each Arnoldi iteration  $j$ , requires  $k$  iterations, with the  $i$ -th inner iteration involving a matrix-vector product with the  $s \times j$  matrix  $SV_j$  and the solution of an  $s \times i$  least squares problem with the currently selected columns of  $SV_j$  ( $i = 1, \dots, j$ ). SP is also an iterative method but we have fixed the number of iterations to 1. As a result, the operations performed by SP in the  $j$ -th Arnoldi iteration are two matrix-vector products with the  $s \times j$  matrix  $SV_j$ , a matrix-vector product with an  $s \times k$  matrix, and the solution of two  $s \times k$  least squares problems, as well as a least squares problem with a

matrix of size at most  $s \times 2k$  formed with selected columns of  $SV_j$ . The “Algorithm Greedy” from [25] is an iterative method that requires  $k$  iterations for each Arnoldi iteration  $j$ , and each inner iteration involves the computation of  $2j$  inner products between sketched vectors, for a total cost of  $2jk$  sketched inner products and the solution of one  $s \times k$  least squares problem in the  $j$ -th Arnoldi iteration.

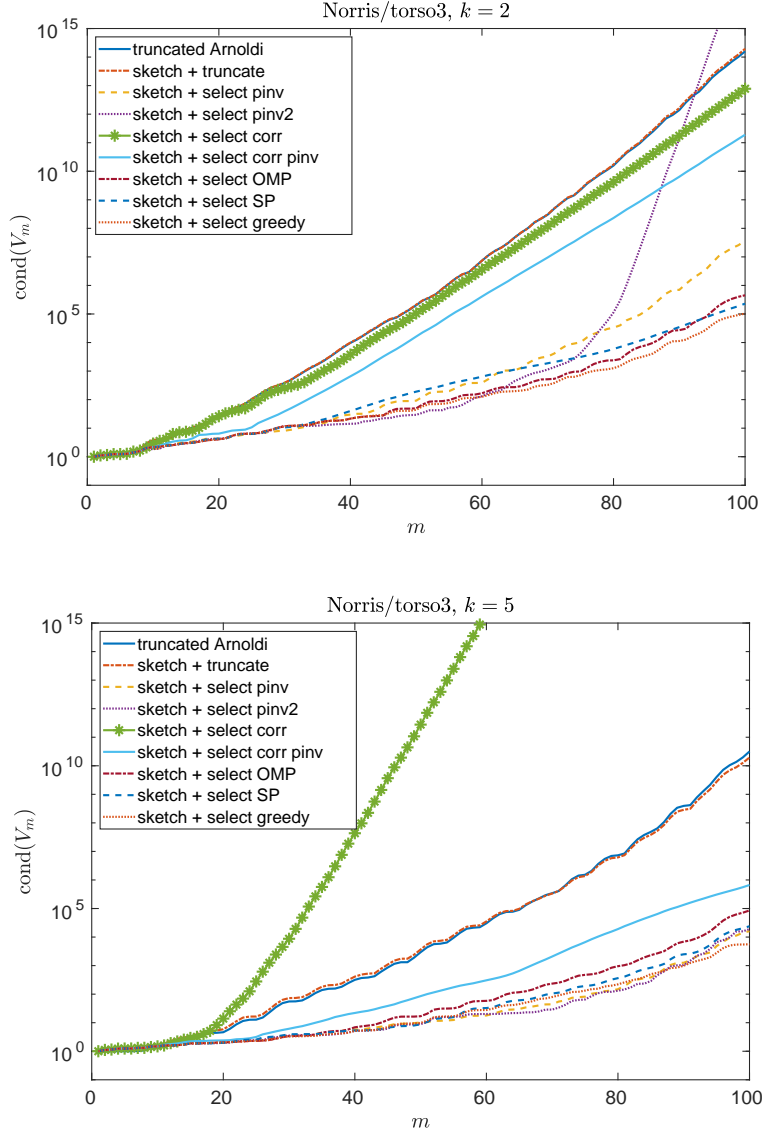


Fig. 2: Basis condition number growth of nine different methods for the matrix *Norris/torso3*, using a truncation parameter of  $k = 2$  (top) and  $k = 5$  (bottom).

**3.2. Performance profiles.** Our next tests involve all 80 matrices of the SuiteSparse Matrix Collection and we use performance profiles [14] to visualize the results. In a performance profile, each algorithm is represented by a non-decreasing curve in

a  $\theta$ - $y$  graph. The  $\theta$ -axis represents a tolerance  $\theta \geq 1$  and the  $y$ -axis corresponds to a fraction  $y \in [0, 1]$ . If a curve passes through a point  $(\theta, y)$  this means that the corresponding algorithm performed within a factor  $\theta$  of the best observed performance on  $100y\%$  of the test problems. For  $\theta = 1$  one can read off on what fraction of all test problems each algorithm was the best performer, while as  $\theta \rightarrow \infty$  all curves approach the value  $y = 1$ , unless an algorithm has failed on a fraction of the test problems.

For each test problem, we run each algorithm until the condition number of the constructed basis becomes larger than  $10^{12}$ , up to a maximum basis dimension. The performance ratio is computed as the inverse of the basis dimension that is reached, so that, e.g.,  $\theta = 2$  would correspond to an algorithm that generates a Krylov basis with half the size of the basis generated by the best algorithm.

The top panel in [Figure 3](#) shows the performance profiles for a target basis condition number of  $10^{12}$  and a maximum basis dimension of  $m = 100$ , with a truncation parameter of  $k = 2$ . The embedding dimension is  $s = 200$ . The four most reliable variants are `sketch + select pinv`, `sketch + select OMP`, `sketch + select SP`, and `sketch + select greedy`, and they are almost indistinguishable in performance. Given that `sketch + select pinv` is the most straightforward to implement and the most computationally efficient, it emerges as the method of choice from these experiments. The bottom panel in [Figure 3](#) displays the dimensions of the Krylov bases constructed for each test matrix by the four best performing algorithms and by truncated Arnoldi. The matrices are sorted so that the dimensions of the bases generated by truncated Arnoldi are in non-decreasing order.

A similar picture emerges in [Figures 4](#) and [5](#), where we have increased the truncation parameter to  $k = 5$  and  $k = 10$ , respectively; the maximum basis dimension is increased to  $m = 150$  and  $m = 200$ , respectively, and the embedding dimension is chosen as  $s = 2m$ . With these parameters, the difference in performance between truncated Arnoldi and the best `sketch + select` variants becomes more significant, and the `sketch + select pinv` variant can be seen to perform slightly better than `sketch + select OMP`, `sketch + select SP` and `sketch + select greedy`.

**3.3. The effect of the starting vector.** In the previous experiments, we have used a starting vector  $\mathbf{b}$  with random unit normally distributed entries. To investigate the influence of the starting vector on the performance of the algorithms, we repeat the experiment of [Figure 4](#) using as vector  $\mathbf{b}$  the first canonical unit vector  $\mathbf{e}_1$ , instead of a random vector. The results are reported in [Figure 6](#). Surprisingly, the sketch-and-select Arnoldi variants perform significantly worse with this starting vector while, on the other hand, the overall performance of truncated Arnoldi is almost the same as before.

In [Figure 7](#) we repeat the same experiment by slightly perturbing the starting vector, i.e., we take  $\mathbf{b} = \mathbf{e}_1 + 10^{-15}\mathbf{e}$ , where  $\mathbf{e}$  denotes the vector of all ones. With this change, the performance of the sketch-and-select Arnoldi variants improves significantly relative to truncated Arnoldi, though not to the same level of what was observed in the experiment in [Figure 4](#) with a random starting vector. A very similar improvement is obtained with a small random perturbation of the vector  $\mathbf{b}$ .

While it currently appears to be impossible to make any general statements about the dependence of relative performance of sketch-and-select Arnoldi on the starting vector  $\mathbf{b}$ , we observed that truncated Arnoldi can produce artificially well conditioned bases for certain starting vectors. For example, it may happen that sparse basis vectors constructed by truncated Arnoldi have disjoint supports, and so they are all orthogonal to each other. (One example is the matrix `Norris/lung2`: when  $\mathbf{b} = \mathbf{e}_1$ ,

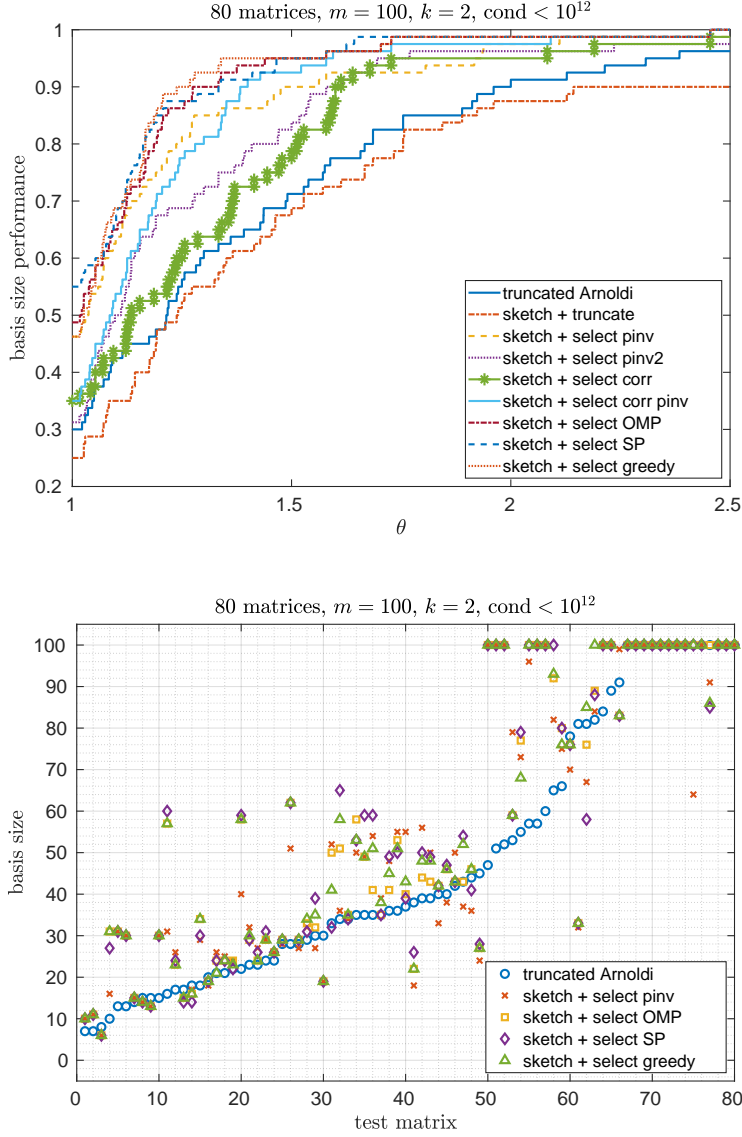


Fig. 3: Basis sizes reached by the different methods, using a truncation parameter of  $k = 2$ , with maximum basis size  $m = 100$  and condition number bounded by  $10^{12}$ . Performance profiles (top) and basis sizes for the best performing methods (bottom).

the first 452 Krylov basis vectors produced by truncated Arnoldi with truncation parameter  $k \geq 2$  are given by  $\pm e_{2j-1}$ .) The sketching-based methods do not “see” the sparsity of the basis vectors and hence cannot produce this exact orthogonality, losing performance relative to truncated Arnoldi. Adding a small (random) perturbation to the starting vector  $\mathbf{b}$  removes the sparsity and hence reduces the appearance of such artificial cases.

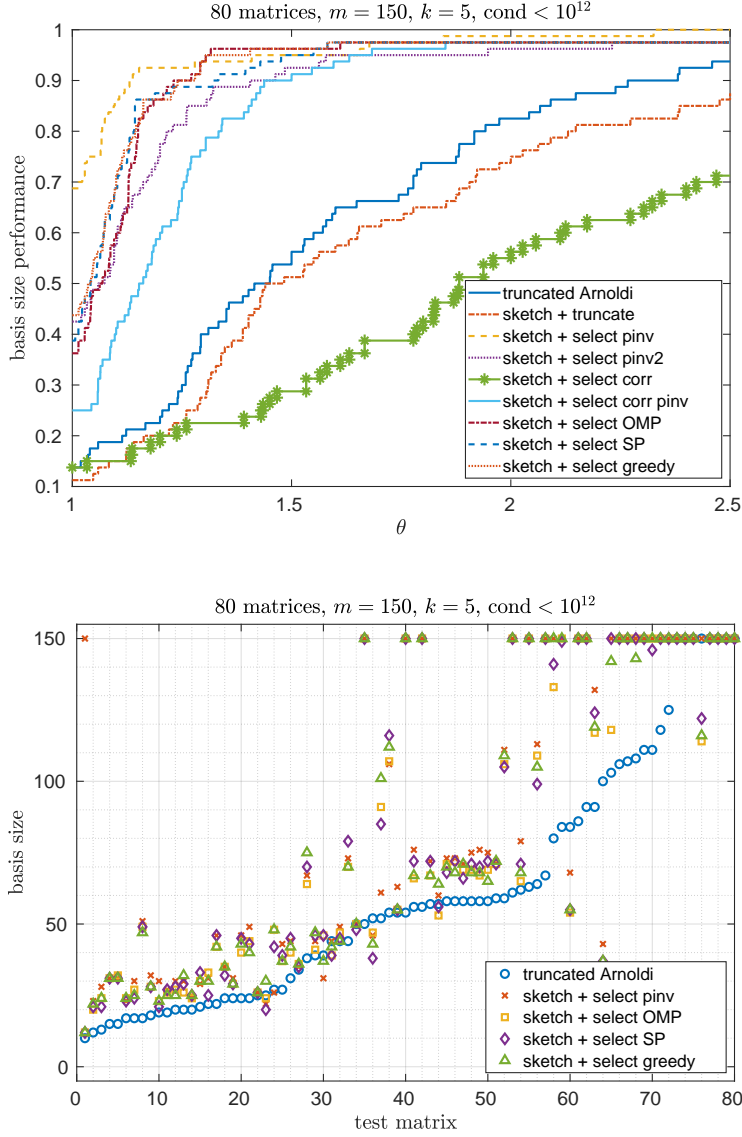


Fig. 4: Basis sizes reached by the different methods, using a truncation parameter of  $k = 5$ , with maximum basis size  $m = 150$  and condition number bounded by  $10^{12}$ . Performance profiles (top) and basis sizes for the best performing methods (bottom).

**4. Further remarks on the subset selection problem.** Selecting  $k$  columns that give the smallest condition number of  $[V, \mathbf{v}]$  in the sketch-and-select Arnoldi process is a combinatorial problem, and even selecting a near-best index set  $I$  is nontrivial. We now give examples demonstrating that neither the largest coefficients in  $V^\dagger \mathbf{w}$  nor those in  $V^T \mathbf{w}$  do necessarily indicate the best vectors to select for a minimal condition number growth. Note that most greedy algorithms, including the “Algorithm Greedy” in [25], OMP [26], and SP [11] use the entries of either  $V^\dagger \mathbf{w}$

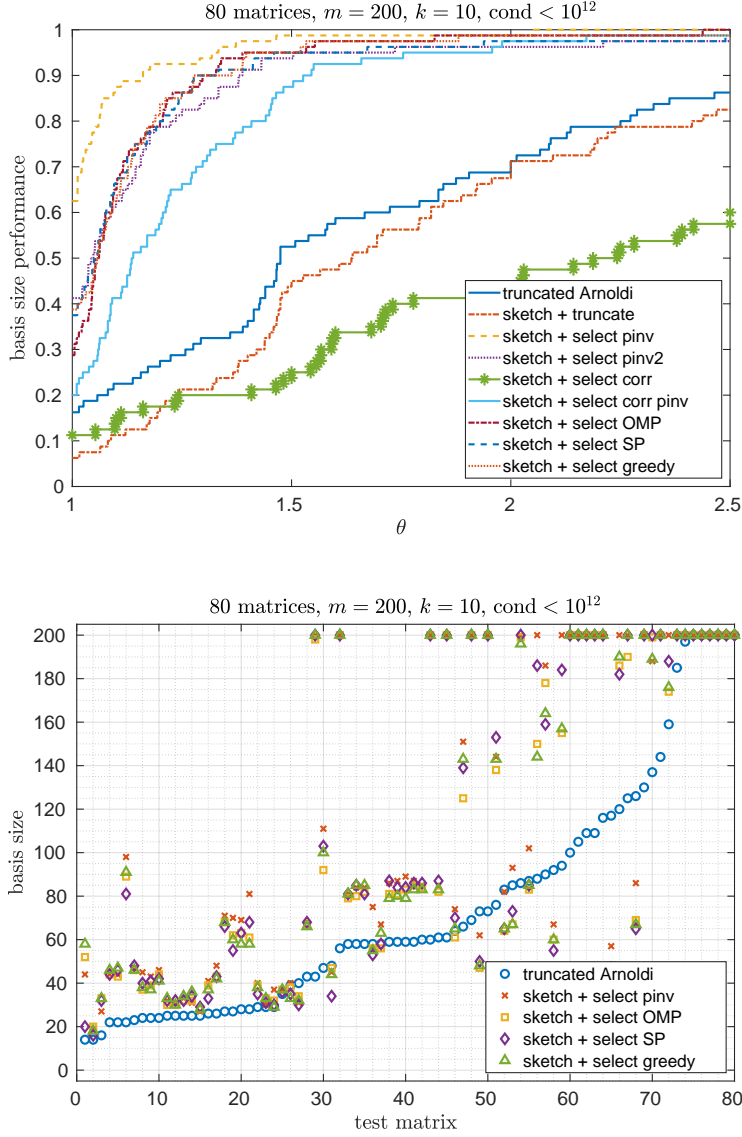


Fig. 5: Basis sizes reached by the different methods, using a truncation parameter of  $k = 10$ , with maximum basis size  $m = 200$  and condition number bounded by  $10^{12}$ . Performance profiles (top) and basis sizes for the best performing methods (bottom).

or  $V^T \mathbf{w}$  to select vectors, and so can be misled on examples like the ones below. Consider

$$V = \frac{1}{\sqrt{5}} \begin{bmatrix} 1 & 0 & 0 \\ 2 & 2 & 0 \\ 0 & 1 & 1 \\ 0 & 0 & 2 \end{bmatrix}, \quad \mathbf{w} = \begin{bmatrix} 8 \\ 8 \\ 9 \\ 7 \end{bmatrix}.$$

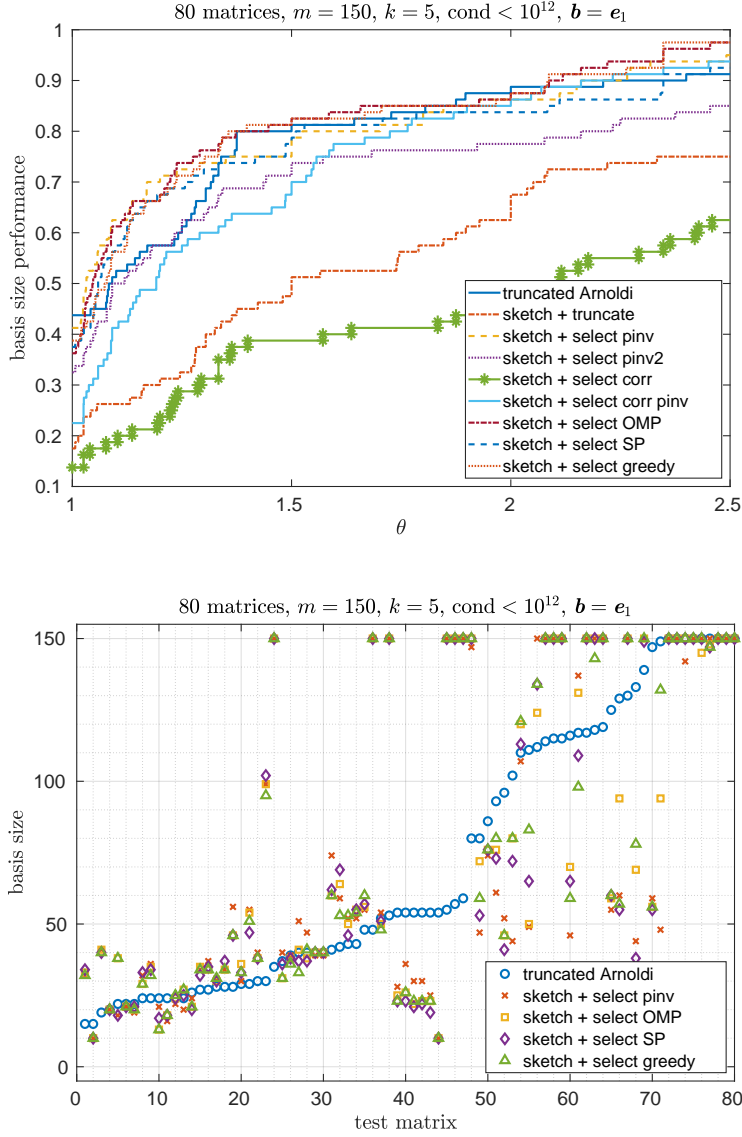


Fig. 6: Basis sizes reached by the different methods, using a truncation parameter of  $k = 5$ , with maximum basis size  $m = 150$  and condition number bounded by  $10^{12}$ . The starting vector is  $\mathbf{b} = \mathbf{e}_1$ . Performance profiles (top) and basis sizes for the best performing methods (bottom).

Note that all columns of  $V$  have unit norm. Say  $k = 1$ , then which of the three columns of  $V$  should we project out of  $\mathbf{w}$  to get the best possible conditioned basis of four vectors? Let us compute

$$V^\dagger \mathbf{w} = \begin{bmatrix} 9.39 \\ 1.68 \\ 9.95 \end{bmatrix}, \quad V^T \mathbf{w} = \begin{bmatrix} 10.7 \\ 11.2 \\ 10.3 \end{bmatrix}.$$

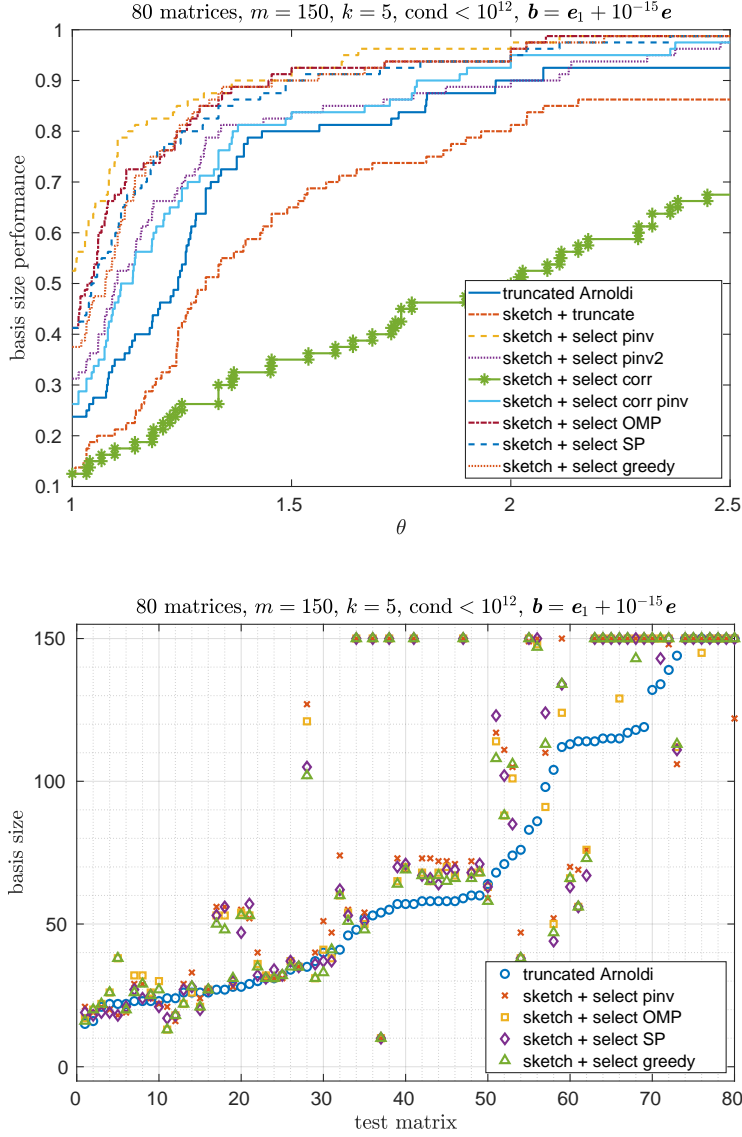


Fig. 7: Basis sizes reached by the different methods, using a truncation parameter of  $k = 10$ , with maximum basis size  $m = 150$  and condition number bounded by  $10^{12}$ . The starting vector is  $\mathbf{b} = \mathbf{e}_1 + 10^{-15} \mathbf{e}$ . Performance profiles (top) and basis sizes for the best performing methods (bottom).

According to these coefficients, we might be tempted to project  $\mathbf{w}$  either against  $\mathbf{v}_3$  or  $\mathbf{v}_2$ , respectively. However, among the vectors

$$\hat{\mathbf{v}}_i := (I - \mathbf{v}_i \mathbf{v}_i^\dagger) \mathbf{w}, \quad i = 1, 2, 3,$$

it is the choice  $i = 1$  that strictly minimizes both  $\text{cond}([V, \hat{\mathbf{v}}_i])$  and  $\text{cond}([V, \hat{\mathbf{v}}_i / \|\hat{\mathbf{v}}_i\|])$ .

Instead of condition number growth, perhaps a better measure to look at is the



growth of loss of orthogonality, e.g., by any of the metrics

$$\begin{aligned} & \|I - [V, \mathbf{v}]^T [V, \mathbf{v}]\|, \quad \left\| I - \left[ V, \frac{\mathbf{v}}{\|\mathbf{v}\|} \right]^T \left[ V, \frac{\mathbf{v}}{\|\mathbf{v}\|} \right] \right\|, \\ & \|[V, \mathbf{v}]^T [V, \mathbf{v}]\|, \quad \left\| \left[ V, \frac{\mathbf{v}}{\|\mathbf{v}\|} \right]^T \left[ V, \frac{\mathbf{v}}{\|\mathbf{v}\|} \right] \right\| \end{aligned}$$

in the Euclidean or Frobenius norm. Can we get some guarantees for that? It turns out that this is also not the case. The above matrix  $V$  and the vector  $\mathbf{w} = [9, 9, 10, 10]^T$  give examples where, in all cases, the third component of  $V^\dagger \mathbf{w}$  and  $V^T \mathbf{w}$  is the largest in modulus, but the smallest growth in loss of orthogonality with  $k = 1$  projection steps is obtained by projecting  $\mathbf{w}$  against  $\mathbf{v}_2$ .

We conclude that there must be some condition on  $V$  (and possibly  $\mathbf{w}$ ) to guarantee that the “correct” (optimal) support of  $k$  coefficients is selected. This is a well-known fact in compressive sensing [16], where conditions like the restricted isometry property (RIP, [9]) are needed to guarantee exact or approximate recovery in sparse least squares approximation (see, e.g., [8] or [37, Thm. C]). On the other hand, the sensing problem  $A\mathbf{x} = \mathbf{b}$  studied in this field is usually underdetermined and one often has the freedom to choose the columns of  $A$  (the dictionary), whereas in our case we would like to select  $k$  columns from a basis which is otherwise unstructured. Moreover, in compressive sensing the vector  $\mathbf{x}$  that one wants to recover is usually sparse, or at least well approximated by a sparse vector, while in our case the coefficient vectors are generally dense. Nevertheless, we believe that results developed in compressive sensing may be used to gain more insight into the sketch-and-select Arnoldi process.

**5. Conclusions and future work.** We have introduced a sketch-and-select Arnoldi process and demonstrated its potential to generate Krylov bases that are significantly better conditioned than those computed with the truncated Arnoldi process, at a computational cost that grows only linearly with the dimension of the Krylov space. We have identified that the problem of generating a well-conditioned Krylov basis in that way is related to the best subset selection problem in statistical learning and the sparse approximation problem encountered in compressive sensing. While in principle any of the many methods that have been proposed for these problems can be employed, we have been surprised to find that the most basic variant of the sketch-and-select Arnoldi process shown in Figure 1 is among the best. In this approach we simply retain the  $k$  largest modulus coefficients of the least squares solution, setting the remaining coefficients to zero.

Our implementation of the sketch-and-select Arnoldi process in Figure 1 is not optimized for performance, with several straightforward improvements possible including the use of QR updating strategies for the solution of the least squares problem or performing some of the operations in reduced precision. Also, for a practical implementation to be used in production, the sketch-and-select Arnoldi process could be modified to adapt the parameter  $k$  dynamically based on the measured growth of the condition number. Bounds like the ones derived in subsection 2.1 might be useful to control the condition number growth efficiently. Further possible extensions include a sketch-and-select block Arnoldi process or restarting strategies.

**Acknowledgments.** I. S. wishes to thank S. G. for the kind hospitality received during a research visit to the University of Manchester, where this work was initiated.

## REFERENCES

- [1] Martin Afanasjew, Michael Eiermann, Oliver G. Ernst, and Stefan Güttel. Implementation of a restarted Krylov subspace method for the evaluation of matrix functions. *Linear Algebra Appl.*, 429:2293–2314, 2008.
- [2] Walter E. Arnoldi. The principle of minimized iteration in the solution of the matrix eigenvalue problem. *Q. Appl. Math.*, 9:17–29, 1951.
- [3] Oleg Balabanov and Laura Grigori. Randomized block Gram–Schmidt process for solution of linear systems and eigenvalue problems. *arXiv preprint arXiv:2111.14641*, 2021.
- [4] Oleg Balabanov and Laura Grigori. Randomized Gram–Schmidt process with application to GMRES. *SIAM J. Sci. Comput.*, 44(3):A1450–A1474, 2022.
- [5] Oleg Balabanov and Anthony Nouy. Randomized linear algebra for model reduction. Part I: Galerkin methods and error estimation. *Adv. Comput. Math.*, 45:2969–3019, 2019.
- [6] Oleg Balabanov and Anthony Nouy. Randomized linear algebra for model reduction—part II: minimal residual methods and dictionary-based approximation. *Adv. Comput. Math.*, 47:1–54, 2021.
- [7] Dimitris Bertsimas, Angela King, and Rahul Mazumder. Best subset selection via a modern optimization lens. *Ann. Statist.*, 44(2):813–852, 2016.
- [8] Emmanuel J. Candes, Justin K. Romberg, and Terence Tao. Stable signal recovery from incomplete and inaccurate measurements. *Comm. Pure Appl. Math.*, 59(8):1207–1223, 2006.
- [9] Emmanuel J. Candes and Terence Tao. Decoding by linear programming. *IEEE Trans. Inform. Theory*, 51(12):4203–4215, 2005.
- [10] Alice Cortinovis, Daniel Kressner, and Yuji Nakatsukasa. Speeding up Krylov subspace methods for computing  $f(A)b$  via randomization. *arXiv preprint arXiv:2212.12758*, 2022.
- [11] Wei Dai and Olgica Milenkovic. Subspace pursuit for compressive sensing signal reconstruction. *IEEE Trans. Inform. Theory*, 55(5):2230–2249, 2009.
- [12] Timothy A. Davis and Yifan Hu. The University of Florida sparse matrix collection. *ACM Trans. Math. Software*, 38(1):1–25, 2011.
- [13] James Demmel and Krešimir Veselić. Jacobi’s method is more accurate than QR. *SIAM J. Matrix Anal. Appl.*, 13(4):1204–1245, 1992.
- [14] Elizabeth D. Dolan and Jorge J. Moré. Benchmarking optimization software with performance profiles. *Math. Program.*, 91:201–213, 2002.
- [15] Vance Faber and Thomas Manteuffel. Necessary and sufficient conditions for the existence of a conjugate gradient method. *SIAM J. Numer. Anal.*, 21(2):352–362, 1984.
- [16] Simon Foucart and Holger Rauhut. *An Invitation to Compressive Sensing*. Springer, 2013.
- [17] Andreas Frommer, Stefan Güttel, and Marcel Schweitzer. Efficient and stable Arnoldi restarts for matrix functions based on quadrature. *SIAM J. Matrix Anal. Appl.*, 35:661–683, 2014.
- [18] Stéphane Gaudreault, Greg Rainwater, and Mayya Tokman. KIOPS: a fast adaptive Krylov subspace solver for exponential integrators. *J. Comput. Phys.*, 372:236–255, 2018.
- [19] Stefan Güttel and Marcel Schweitzer. Randomized sketching for Krylov approximations of large-scale matrix functions. *To appear in SIAM J. Matrix Anal. Appl.*, 2023.
- [20] Antti Koskela. Approximating the matrix exponential of an advection-diffusion operator using the incomplete orthogonalization method. In *Numerical Mathematics and Advanced Applications-ENUMATH 2013*, pages 345–353. Springer, 2015.
- [21] Roy Mathias. Spectral perturbation bounds for positive definite matrices. *SIAM J. Matrix Anal. Appl.*, 18(4):959–980, 1997.
- [22] Alan Miller. *Subset Selection in Regression*. CRC Press, 2002.
- [23] Ronald B. Morgan. On restarting the Arnoldi method for large nonsymmetric eigenvalue problems. *Math. Comp.*, 65(215):1213–1230, 1996.
- [24] Yuji Nakatsukasa and Joel A. Tropp. Fast & accurate randomized algorithms for linear systems and eigenvalue problems. *arXiv preprint arXiv:2111.00113*, 2021.
- [25] Balas Kausik Natarajan. Sparse approximate solutions to linear systems. *SIAM J. Comput.*, 24(2):227–234, 1995.
- [26] Yagyensh Chandra Pati, Ramin Rezaifar, and Perinkulam Sambamurthy Krishnaprasad. Orthogonal matching pursuit: Recursive function approximation with applications to wavelet decomposition. In *Proceedings of 27th Asilomar Conference on Signals, Systems and Computers*, pages 40–44. IEEE, 1993.
- [27] Bernard Philippe and Lothar Reichel. On the generation of Krylov subspace bases. *Appl. Numer. Math.*, 62(9):1171–1186, 2012.
- [28] Yousef Saad. Variations on Arnoldi’s method for computing eigenelements of large unsymmetric matrices. *Linear Algebra Appl.*, 34:269–295, 1980.

- [29] Yousef Saad. Krylov subspace methods for solving large unsymmetric linear systems. *Math. Comput.*, 37(155):105–126, 1981.
- [30] Yousef Saad. *Iterative Methods for Sparse Linear Systems, 2nd edition*. SIAM, Philadelphia, 2000.
- [31] Yousef Saad. *Numerical Methods for Large Eigenvalue Problems: Revised Edition*. SIAM, 2011.
- [32] Tamas Sarlos. Improved approximation algorithms for large matrices via random projections. In *47th Annual IEEE Symposium on Foundations of Computer Science (FOCS'06)*, pages 143–152. IEEE, 2006.
- [33] Henrik V Sorensen and C Sidney Burrus. Efficient computation of the DFT with only a subset of input or output points. *IEEE Trans. Signal Process.*, 41(3):1184–1200, 1993.
- [34] Andreas Stathopoulos, Yousef Saad, and Kesheng Wu. Dynamic thick restarting of the Davidson and the implicitly restarted Arnoldi methods. *SIAM J. Sci. Comput.*, 19(1):227–245, 1998.
- [35] G. W. Stewart. A Krylov–Schur algorithm for large eigenproblems. *SIAM J. Matrix Anal. Appl.*, 23(3):601–614, 2001/02.
- [36] Robert Tibshirani. The LASSO method for variable selection in the Cox model. *Stat. Med.*, 16(4):385–395, 1997.
- [37] Joel A. Tropp. Greed is good: Algorithmic results for sparse approximation. *IEEE Trans. Inform. Theory*, 50(10):2231–2242, 2004.
- [38] David P. Woodruff. Sketching as a tool for numerical linear algebra. *Found. Trends Theor. Comput. Sci.*, 10(1–2):1–157, 2014.
- [39] Franco Woolfe, Edo Liberty, Vladimir Rokhlin, and Mark Tygert. A fast randomized algorithm for the approximation of matrices. *Appl. Comput. Harmon. Anal.*, 25:335–366, 2008.