

# DFormer: Diffusion-guided Transformer for Universal Image Segmentation

Hefeng Wang<sup>1</sup>, Jiale Cao<sup>1</sup>, Rao Muhammad Anwer<sup>2</sup>, Jin Xie<sup>3</sup>,  
Fahad Shahbaz Khan<sup>2</sup>, Yanwei Pang<sup>1,4</sup>

<sup>1</sup> Tianjin University <sup>2</sup> Mohamed bin Zayed University of Artificial Intelligence

<sup>3</sup> Chongqing University <sup>4</sup> Shanghai Artificial Intelligence Laboratory

{wanghefeng, connor, pyw}@tju.edu.cn

{rao.anwer, fahad.khan}@mbzuai.ac.ae xiejin@cqu.edu.cn

## Abstract

This paper introduces an approach, named DFormer, for universal image segmentation. The proposed DFormer views universal image segmentation task as a denoising process using a diffusion model. DFormer first adds various levels of Gaussian noise to ground-truth masks, and then learns a model to predict denoising masks from corrupted masks. Specifically, we take deep pixel-level features along with the noisy masks as inputs to generate mask features and attention masks, employing diffusion-based decoder to perform mask prediction gradually. At inference, our DFormer directly predicts the masks and corresponding categories from a set of randomly-generated masks. Extensive experiments reveal the merits of our proposed contributions on different image segmentation tasks: panoptic segmentation, instance segmentation, and semantic segmentation. Our DFormer outperforms the recent diffusion-based panoptic segmentation method Pix2Seq- $\mathcal{D}$  with a gain of 3.6% on MS COCO val2017 set. Further, DFormer achieves promising semantic segmentation performance outperforming the recent diffusion-based method by 2.2% on ADE20K val set. Our source code and models will be publicly on <https://github.com/cp3wan/DFormer>.

## 1 Introduction

Image segmentation aims to group the pixels within an image into different units. There are different notations about the grouping, such as semantic categories or instances. Therefore, a variety of image segmentation tasks have been proposed, including semantic segmentation [1], instance segmentation [2], and panoptic segmentation [3]. Semantic segmentation groups the pixels into different semantic categories, whereas instance segmentation groups the pixels into different instances. On the other hand, panoptic segmentation not only groups the pixels of things into different instances, but also segments the stuffs into different semantic categories, which can be seen as a joint task of semantic segmentation and instance segmentation.

In the past years, researchers have proposed specialized architectures for different image segmentation tasks. For instance, different variants of fully-convolutional networks [1, 4, 5] are used for pixel-level classification in semantic segmentation. Detect-then-segment [2, 6, 7] and end-to-end [8–10] architectures are built for instance segmentation, whereas split-then-merge pipelines [11, 12] are designed to combine semantic and instance segmentation for panoptic segmentation. While these specialized methods have achieved great success in each individual segmentation task, they typically struggle to effectively generalize to different image segmentation tasks.

To address the aforementioned issue, few existing works [13–15] attempt to develop a universal architecture that performs different image segmentation tasks through a unified framework. Inspired



Method	Backbone	Pan.	Inst.	Sem.
Pix2Seq- $\mathcal{D}$ [18]	ResNet-50	47.5	-	-
DiffusionInst [20]	ResNet-50	-	37.3	-
<b>DFormer (Ours)</b>	ResNet-50	51.1	42.6	46.7
DDP [19]	Swin-T	-	-	46.1
<b>DFormer (Ours)</b>	Swin-T	52.5	44.4	48.3

Figure 1: **Left:** Image segmentation results of our DFormer, using the same architecture, on three different tasks: panoptic segmentation (Column 1), instance segmentation (Column 2) and semantic segmentation (Column 3). **Right:** Comparison with other diffusion model-based segmentation methods on three tasks. ‘Pan.’ indicates PQ of panoptic segmentation on COCO val2017, ‘Inst.’ indicates AP of instance segmentation on COCO val2017, ‘Sem.’ indicates mIoU of semantic segmentation on ADE20K val. Our DFormer achieves consistent improvements on all three tasks.

by the transformer-based object detector, DETR [16], these methods view image segmentation as an end-to-end set prediction problem. For instance, K-Net [13] employs a group of learnable kernels to dynamically segment instance and stuff, while Mask2Former [17] introduces a masked-attention mask transformer to perform mask classification and mask prediction. Recently, diffusion model-based methods have also been explored for image segmentation. For instance, Chen *et al.* [18] employ bit diffusion for panoptic segmentation, while Ji *et al.* [19] propose to concatenate noise and deep features for semantic segmentation. However, the diffusion model-based methods still lag behind existing universal image segmentation methods. In this work, we investigate the problem of designing an effectively diffusion model-based transformer approach that can achieve competitive universal image segmentation performance.

We propose a diffusion-guided transformer framework, named DFormer, for universal image segmentation. Our DFormer views image segmentation as a generative task from noisy masks. During training, we add various level of Gaussian noise to ground-truth masks to obtain noisy masks. Afterwards, we generate the attention mask with binary threshold, and aggregate noisy masks and deep pixel-level features to produce mask features. We then feed them to the transformer decoder to predict the ground-truth masks for each mask feature with masked attention. At inference, we first generate a set of noisy masks and then employ the diffusion-based decoder to predict masks and corresponding object categories.

We conduct experiments on three different image segmentation tasks: semantic segmentation, instance segmentation, and panoptic segmentation. Our experimental results show the merits of the proposed contributions achieving promising performance (see Fig. 1) on three segmentation tasks with a single architecture. With the backbone ResNet50, our DFormer achieves a PQ score of 51.1% on MS COCO val2017 set for panoptic segmentation, thereby outperforming the recent diffusion-based panoptic segmentation method Pix2Seq- $\mathcal{D}$  [18] with an absolute gain of 3.6% (see Fig.1). With the backbone Swin-T, our DFormer performs favorably against the recent diffusion-based semantic segmentation method DDP [19] by achieving mIoU score of 48.3% on ADE20K val set for semantic segmentation.

## 2 Related works

**Semantic segmentation.** Semantic segmentation aims to group the pixels within an image into different semantic categories (*e.g.*, person, car, and road). With the advent of deep learning, semantic segmentation has achieved excellent progress. FCN [1] is one of the earliest works for semantic segmentation, which adopts fully convolutional networks for pixel-level classification. Afterwards, the researchers developed different FCN variants for improved semantic segmentation. For instance, some works focus on local contextual information aggregation with encoder-decoder structure [5, 21, 22] or spatial pyramid structure [23, 4]. Further, several works exploit attention mechanism for non-local context aggregation [24–26], whereas other works aim at real-time design [27, 28]. Recently, transformer-based methods have been proposed in literature, such as transformer-based network design [29–31] and transformer-based segmentation head [32, 33].

**Instance segmentation.** Instance segmentation classifies and segments different object instances (*e.g.*, person and car), and have been addressed through two-stage, single-stage and end-to-end approaches. Two-stage approaches [2, 34, 35] are usually built on the two-stage object detectors, that first generate some candidate region proposals and then predict object masks within cropped region proposals.

In contrast to two-stage approaches, single-stage approaches [36–38] directly perform mask prediction using fully-convolutional networks.

Recently, with the success of end-to-end object detectors, such as DETR [16], several works have explored end-to-end instance segmentation. QueryInst [39] designs a dynamic mask head for query-based instance segmentation. SOLQ [40] builds a unified query representation for instance classes, locations, and masks. SOTR [41] develops a twin attention mechanism into transformer for instance segmentation. In addition, FastInst [42] and SparseInst [43] focus on efficient design.

**Panoptic segmentation.** Panoptic segmentation [3, 11] combines instance segmentation and semantic segmentation into a unified task. At first, several works [44, 45, 12, 46, 47] explored to use different branches for two sub-tasks, and design a fusion module to combine the results of these branches for panoptic segmentation. For instance, Panoptic FPN [11] attaches two different head-networks on the shared feature pyramid, and employs a post-processing operation to combine the results of two head-networks. Though these methods have achieved promising results, they are relatively complex. Afterwards, several works [48–51] explore unifying thing and stuff segmentation into a single network. For instance, Panoptic FCN [48] first generates the kernels for both thing and stuff, and then employs dynamic convolutions for prediction. Panoptic SegFormer [50] introduces a query decoupling strategy, where thing and stuff predictions are based on different queries.

**Universal image segmentation.** Universal image segmentation aims to unify semantic, instance, and panoptic segmentation tasks into a single network. Inspired by the success of vision transformer for object detection [16] that treats detection as a set prediction problem, researchers [14, 13] look into exploring a universal architecture for different image segmentation tasks. K-Net [13] learns a set of learnable kernels to predict both instance and semantic categories. MaskFormer [14] and Mask2Former [17] treat image segmentation as mask classification problem, where they predict mask embeddings and pixel-level embeddings, and use their dot product for mask prediction.

**Diffusion models for perception tasks.** Diffusion models [52] aim to recover the sample from noise with a parameterized Markov chain, that has achieved promising results on the image generation task. Recently, some works started to explore diffusion models for perception tasks. Chen *et al.* [53] introduce the diffusion model for object detection, where objects are recovered from noisy boxes with a progressive denoising process. Baranchuk *et al.* [54], Brempong *et al.* [55], Kim *et al.* [56], Wu *et al.* [57] explore label-efficient segmentation with the aid of diffusion models. Amit *et al.* [58] propose to sum the deep features and estimated segmentation map for progressive refinement. Wolleb *et al.* [59] and Ji *et al.* [19] propose to use diffusion model for improved segmentation. Chen *et al.* introduce bit diffusion [60] for discrete data generation and extended bit diffusion for panoptic segmentation [18]. However, we note that these diffusion models-based methods still lag behind universal image segmentation approaches on different image segmentation tasks. In this work, we set out to bridge this performance gap between diffusion models-based perception methods and universal image segmentation techniques.

## 3 Method

### 3.1 Preliminaries

**Diffusion model.** Diffusion models [52] learn a series of state transitions to generate high-quality sample from the noise. During training, a forward diffusion process is first performed by gradually adding Gaussian noise to sample data, and a model is then learned to predict original sample data from noisy sample data. Specifically, the diffusion process generates noisy sample data  $\mathbf{x}_t$  at arbitrary timestep  $t$  as

$$q(\mathbf{x}_t|\mathbf{x}_0) = \mathcal{N}(\mathbf{x}_t; \sqrt{\bar{\alpha}_t}\mathbf{x}_0, (1 - \bar{\alpha}_t)\mathbf{I}), \quad (1)$$

where, the timestep  $t$  uniformly ranges from 1 to  $T$ ,  $\bar{\alpha}_t$  is a monotonically decreasing function from 1 to 0 with the increase of  $t$ . When the timestep  $t$  is equal to  $T$ ,  $\bar{\alpha}_T$  is close to 0, and noisy data  $\mathbf{x}_T$  is close to  $\mathbf{I}$ . The noise  $\mathbf{I}$  is sampled with standard normal distribution. Afterwards, a network model is trained to predict sample data  $\mathbf{x}_0$  from  $\mathbf{x}_t$  at arbitrary timestep  $t$ , where the denoising loss can be written as

$$L_{diff} = \frac{1}{2} \|f(\mathbf{x}_t, t) - \mathbf{x}_0\|^2, \quad (2)$$

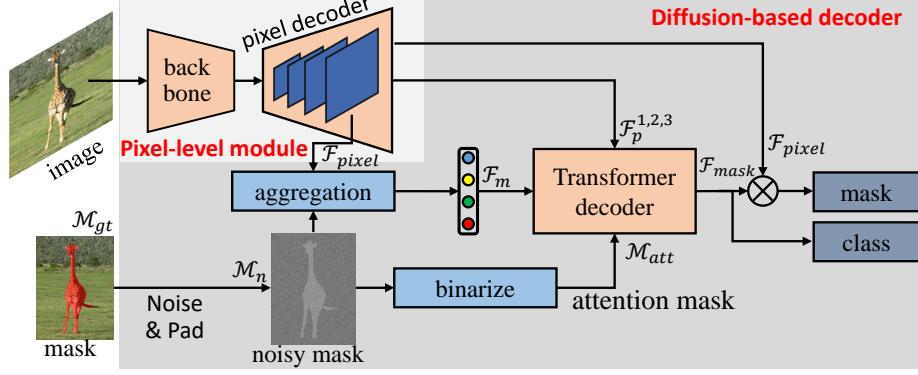


Figure 2: **Overall architecture of our DFormer for universal image segmentation.** We employ pixel-level module, including backbone and pixel decoder, to extract multi-scale features. During training, we perform the diffusion process by adding Gaussian noise to ground-truth mask, and employ a transformer decoder to predict mask and corresponding category from the noisy mask.

where,  $f$  represents the learned model. During inference, the sample data  $\mathbf{x}_0$  is gradually recovered from the noisy data  $\mathbf{x}_T$  with a series of state transitions  $\mathbf{x}_T \rightarrow \mathbf{x}_{T-\Delta} \rightarrow \dots \rightarrow \mathbf{x}_0$  [52, 61], where the learned model is repeatedly employed.

**Universal image segmentation.** Image segmentation is viewed as mask classification task, which predicts the masks and corresponding categories of existing stuffs and things in an image  $\mathbf{x}$ , that can be written as  $\mathcal{M}, \mathcal{C} = f(\mathbf{x})$ . Recently, the transformer-based image segmentation has achieved promising results, which can be represented as  $\mathcal{M}, \mathcal{C} = f_{trans}(f_{pixel}(\mathbf{x}), \mathcal{Q})$ , where,  $f_{pixel}$  indicates the pixel-level module for pixel-level feature extraction,  $f_{trans}$  indicates the transformer module, and  $\mathcal{Q}$  indicates the fixed size of learnable queries. In this paper, we aim to re-formulate image segmentation as a denoising process via diffusion model. Instead of using a set of learnable queries, we directly segment image from noisy masks as  $\mathcal{M}, \mathcal{C} = f_d(f_{pixel}(\mathbf{x}), \mathbf{I})$ , where  $\mathbf{I}$  represents noise data, and  $f_d$  represents diffusion-based decoder.

### 3.2 Architecture

Fig. 2 shows the overall architecture of our diffusion-guided transformer, named DFormer, which incorporates diffusion model for universal image segmentation. Following [17], our DFormer comprises a pixel-level module and replaces the standard decoder with the proposed diffusion-based decoder. The pixel-level module generates pyramid features  $\mathcal{F}_p^i, i = 1, 2, 3$  and pixel-level embeddings  $\mathcal{F}_{pixel}$ , while our diffusion-based decoder takes noisy masks  $\mathcal{M}_n$ , pyramid features  $\mathcal{F}_p^i, i = 1, 2, 3$ , and pixel-level embeddings  $\mathcal{F}_{pixel}$  as inputs and predicts mask embeddings  $\mathcal{F}_{mask}$ . Finally, we generate the masks by dot product of pixel-level embeddings  $\mathcal{F}_{pixel}$  and mask embeddings  $\mathcal{F}_{mask}$ , and predict mask categories by feeding mask embeddings to an MLP layer.

**Pixel-level module.** Given an input image  $\mathbf{x} \in \mathbb{R}^{H \times W \times 3}$ , the pixel-level module extracts pyramid features  $\mathcal{F}_p^i \in \mathbb{R}^{\frac{H}{S_i} \times \frac{W}{S_i} \times C}, i = 1, 2, 3, 4$ , where  $S_i$  represents the stride of feature map to input image, and  $C$  is the number of feature channels. Pixel-level module contains a backbone and a pixel decoder. Specifically, we first employ the backbone, such as ResNet [62] or Swin Transformer [63], to extract deep feature of low-resolution  $\mathcal{F}_{low} \in \mathbb{R}^{\frac{H}{64} \times \frac{W}{64} \times C}$ . Afterwards, we use a pixel decoder to progressively upsample deep feature to generate pyramid features of various resolutions  $\mathcal{F}_p^i, i = 1, 2, 3, 4$ . The first three successive pyramid features  $\mathcal{F}_p^i, i = 1, 2, 3$  are fed to successive transformer decoder layers to generate mask embeddings, and the last pyramid feature  $\mathcal{F}_p^4$  is used as pixel-level embeddings  $\mathcal{F}_{pixel}$ .

**Diffusion-based decoder.** Based on the generated pyramid features  $\mathcal{F}_p^i, i = 1, 2, 3$  and noisy masks  $\mathcal{M}_n$ , our diffusion-based decoder aims to predict mask embeddings  $\mathcal{F}_{mask}$ . The diffusion-based decoder stacks  $L$  transformer decoder layers as in [17], where each decoder layer contains a masked-attention layer, a self-attention layer, and a FFN layer. The inputs to each decoder layer are attention masks  $\mathcal{M}_{att}$ , one of pyramid features  $\mathcal{F}_p^i$ , and mask features  $\mathcal{F}_m$ . For the first decoder layer, the attention masks  $\mathcal{M}_{att}$  are generated by thresholding noisy masks as  $\mathcal{M}_{att} = \mathcal{M}_n > 0$ , and mask



---

**Algorithm 1** DFormer training

---

```
def train_loss(images, masks_gt):  
    """  
    images: [B, 3, H, W]  
    masks_gt: [B, *, H, W]  
    N: number of masks  
    """  
  
    # Encode pixel-level pyramid features  
    feats = pixel_module(images)  
  
    # Pad gt_masks to N  
    m_encpad = encode_pad(masks_gt) # [B, N, H, W]  
    m_encpad = (m_encpad * 2 - 1) * scale  
  
    # Corrupt gt_masks at various timesteps  
    t = randint(0, T) # timestep  
    eps = normal(mean=0, std=1) # noise with the same  
    # shape as pd_masks  
    m_crpt = sqrt(alpha_cumprod(t)) * m_encpad +  
    # sqrt(1 - alpha_cumprod(t)) * eps  
  
    # Predict and compute loss  
    m_pred = diff_decoder(m_crpt, feats, t)  
    loss = prediction_loss(m_pred, masks_gt)  
  
    return loss
```

---

---

**Algorithm 2** DFormer inference

---

```
def infer(images, steps):  
    """  
    images: [B, 3, H, W]  
    steps: number of sample steps  
    """  
  
    # Extract pixel-level pyramid features  
    feats = pixel_module(images)  
  
    # Generate noisy masks  
    m_t = normal(mean=0, std=1) # same shape as m_pred  
  
    # uniform sample step size  
    times = reversed(linespace(-1, T, steps))  
  
    # [(T-1, T-2), ..., (0, -1)]  
    time_pairs = list(zip(times[:-1], times[1:]))  
  
    for t_now, t_next in range(time_pairs):  
        # Predict m_pred from m_t  
        m_pred = diff_decoder(m_t, feats, t_now)  
  
        # Estimate m_t at time t_next  
        m_t = ddim_step(m_t, m_pred, t_now, t_next)  
  
    return masks_pred
```

---

features  $\mathcal{F}_m$  are generated by aggregating pixel-level embeddings  $\mathcal{F}_{pixel}$  using noisy masks  $\mathcal{M}_n$  as weights, which can be written as

$$\mathcal{F}_m = f_{avg}(\mathcal{F}_{pixel} \times f_{norm}(\mathcal{M}_n)), \quad (3)$$

where,  $f_{avg}$  represents the global averaged pooling operation, and  $f_{norm}$  represents the normalization operation. Except the first decoder layer, the output mask embeddings  $\mathcal{F}_{mask}$  of current decoder layer are used as input mask features  $\mathcal{F}_m$  of next decoder layer, and the predicted masks of current decoder layer are used as input attention masks  $\mathcal{M}_{att}$  for next decoder layer. The pyramid features  $\mathcal{F}_p^i, i = 1, 2, 3$  are alternately used as input image features of successive decoder layers for efficient training. With output mask embeddings  $\mathcal{F}_{mask}$ , we employ an MLP layer to predict mask classification scores, and employ dot product with pixel-level embeddings to generate predicted masks.

### 3.3 Training and Inference

During training, we perform the diffusion process to generate noisy masks from ground-truth masks, and train the model to recover ground-truth masks from noisy masks. During inference, we randomly generate noisy masks, and predict masks and categories with learned models.

#### 3.3.1 Training

Algorithm 1 presents the training details of our DFormer, including pixel-level module, mask padding and encoding, mask corruption, diffusion-based decoder, and losses.

**Mask padding and encoding.** We first perform mask padding since the numbers of objects in different images vary. We pad ground-truth masks  $\mathcal{M}_{gt}$  to a fixed number of padded masks  $\mathcal{M}_{pad}$ . Specifically, we generate some random binary masks  $\mathcal{M}_{rand}$  and concatenate it with original ground-truth masks as  $\mathcal{M}_{pad} = cat(\mathcal{M}_{gt}, \mathcal{M}_{rand})$ , where  $\mathcal{M}_{pad} \in \mathbb{R}^{N \times H \times W}$ .

Afterwards, we explore two different strategies to encode padded masks before adding noise: binary and random shuffling-based encoding strategy. The binary strategy directly encodes padded masks as binary inputs (0 or 1), while the random shuffling-based strategy encodes the padded mask from 0 to 1 where the object mask pixel randomly samples from 0.5 to 1, and the non-object pixel randomly samples from 0 to 0.5.

**Mask corruption.** Mask corruption aims to generate noisy masks  $\mathcal{M}_n$  at arbitrary timestep  $t$  by adding Gaussian noise to encoded masks  $\mathcal{M}_{enc}$ . We first re-scale the scale of encoded masks from  $[0, 1]$  to  $[-b, b]$ , where  $b$  is a scale factor. Afterwards, we add the Gaussian noise to encoded masks according to Eq. 1. The scale  $1 - \bar{\alpha}_t$  of added noise depends on timestep  $t$ , where the large  $t$

Table 1: **Panoptic segmentation comparison on MS-COCO val2017 set** with 133 categories. Our DFormer outperforms the recent diffusion-based method Pix2Seq- $\mathcal{D}$  [18] by 3.6%.

Method	Backbone	#Params	Epoch	PQ	PQ <sup>Th</sup>	PQ <sup>St</sup>
Panoptic FPN [11]	ResNet-50	-	12	39.0	45.9	28.7
SOLOv2 [8]	ResNet-50	-	36	42.1	49.6	30.7
DETR [16]	ResNet-50	-	300	43.4	48.2	36.3
Panoptic FCN [48]	ResNet-50	37M	12	43.6	49.3	35.0
MaX-DeepLab [49]	MaX-S	61.9M	55	48.4	53.0	41.5
MaskFormer [14]	ResNet-50	45M	50	46.5	51.0	39.8
K-Net [13]	ResNet-50	-	36	47.1	51.7	40.3
CMT-DeepLab [64]	ResNet-50	-	55	48.5	-	-
Panoptic SegFormer [50]	ResNet-50	51M	24	49.6	54.4	42.4
kMaX-DeepLab [51]	ResNet-50	57M	50	<b>53.0</b>	<b>58.3</b>	<b>44.9</b>
Mask2Former [17]	ResNet-50	44M	50	51.9	57.7	43.0
<i>Diffusion-based approaches:</i>						
Pix2Seq- $\mathcal{D}$ (5-step) [18]	ResNet-50	94.5M	800	47.5	52.2	40.3
<b>DFormer (Ours)</b>	ResNet-50	44M	50	<b>51.1</b>	<b>56.6</b>	<b>42.8</b>

corresponds to the large scale of noise. After adding noise, we clamp the noisy masks with the range of  $[-b, b]$ .

**Loss formulation.** With the  $N$  padded noisy masks, we can predict  $N$  masks and corresponding classification scores. Afterwards, we perform bipartite matching between the predictions and ground-truths via Hungarian-based algorithm considering both mask and classification matching cost. After that, we can calculate the overall training losses as

$$L = \lambda_1 L_{cls} + \lambda_2 L_{ce} + \lambda_3 L_{dice}, \quad (4)$$

where  $L_{cls}$  is cross entropy loss for classification,  $L_{ce}$  and  $L_{mask}$  are binary cross-entropy loss and dice loss for mask prediction.  $\lambda_1, \lambda_2, \lambda_3$  indicate the loss weights, which are equal to 2.0, 5.0, 5.0.

### 3.3.2 Inference

Algorithm 2 presents the inference details of our DFormer. We first generate noisy masks  $\mathcal{M}_n$  with Gaussian distribution, and then predict instance masks with multiple sampling steps. In each sampling step, we first predict instance masks according to noisy masks at previous timestep, and then add noise to the predicted instance masks to generate noisy masks at current timestep.

## 4 Experiments

### 4.1 Datasets and metrics

We adopt the large-scale dataset MS COCO [65] for instance segmentation and panoptic segmentation, and the large-scale dataset ADE20K [66] for semantic segmentation.

**MS COCO.** MS COCO [65] is one of largest datasets for common vision tasks, such as object detection, instance segmentation, and panoptic segmentation. For object detection and instance segmentation, there are 80 object categories. For panoptic segmentation, there are 80 object (thing) categories and 53 stuff categories (*i.e.*, totally 133 categories). It contains `train2017`, `val2017`, `test-dev` sets, where the `train2017` set has 118k images, the `val2017` set has 5k images, and the `test-dev` set has 20k images. We adopt  $AP$ ,  $AP_{50}$ ,  $AP_{75}$ ,  $AP_S$ ,  $AP_M$ ,  $AP_L$  as evaluation metrics of instance segmentation [65], and use  $PQ$ ,  $PQ^{Th}$ ,  $PQ^{St}$  as evaluation metrics of panoptic segmentation.

**ADE20k.** ADE20K [66] is one of largest datasets for semantic segmentation, which contains 150 semantic categories. The dataset contains `train`, `val`, `test-dev` sets, where the `train` set has 20k images, the `val` set has 2k images, and the `test` set has 3k images. We adopt mIoU as evaluation metric of semantic segmentation.

### 4.2 Implementation details

We adopt the deep model ResNet50 [62] or Swin-T [63] pre-trained on ImageNet as the backbone. The strides of feature maps  $\mathcal{F}_p^{1,2,3,4}$  generated by pixel-level decoder are 32, 16, 8, and 4, and the

Table 2: **Instance segmentation comparison on MS-COCO val2017 and test-dev sets** with 80 categories. Our DFormer outperforms the recent diffusion-based method DiffusionInst [20] with an absolute gain of 5.3% on the val2017, and 6.2% on the test-dev.

Method	Backbone	Epoch	AP	AP <sub>50</sub>	AP <sub>75</sub>	AP <sub>S</sub>	AP <sub>M</sub>	AP <sub>L</sub>
<b>Comparison on val2017 set</b>								
Mask R-CNN [2]	ResNet-50	36	37.1	58.5	39.7	18.7	39.6	53.9
MaskFormer [14]	ResNet-50	300	34.0	-	-	16.4	37.8	54.2
SOLO [67]	ResNet-50	36	35.8	56.7	37.9	14.3	39.3	53.2
SOLOv2 [8]	ResNet-50	36	37.8	58.5	40.4	-	-	-
CondInst [37]	ResNet-50	36	37.5	58.5	40.1	18.7	41.0	53.3
DynaMask [68]	ResNet-50	36	38.2	58.1	<b>41.5</b>	20.5	40.8	52.7
K-Net [13]	ResNet-50	36	37.8	<b>60.3</b>	39.9	16.9	41.2	57.5
Mask2Former [17]	ResNet-50	50	<b>43.7</b>	-	-	<b>23.4</b>	<b>47.2</b>	<b>64.8</b>
<i>Diffusion-based approaches:</i>								
DiffusionInst [20]	ResNet-50	60	37.3	60.3	39.3	18.9	40.1	54.7
<b>DFormer (Ours)</b>	ResNet-50	50	<b>42.6</b>	<b>64.8</b>	<b>45.8</b>	<b>22.3</b>	<b>45.7</b>	<b>64.2</b>
<b>Comparison on test-dev set</b>								
Mask R-CNN [2]	ResNet-50	36	37.4	59.5	40.1	18.6	39.8	51.6
CondInst [37]	ResNet-50	36	38.8	60.4	41.5	21.1	41.1	51.0
SOLO [67]	ResNet-50	72	36.8	58.6	39.0	15.9	39.5	52.1
SOLOv2 [8]	ResNet-50	36	38.8	59.9	41.7	16.5	41.7	56.2
RefineMask [69]	ResNet-50	36	<b>40.2</b>	-	-	<b>27.5</b>	<b>50.6</b>	<b>60.7</b>
QueryInst [39]	ResNet-50	36	40.1	<b>62.3</b>	<b>43.4</b>	23.3	42.1	52.0
K-Net [13]	ResNet-50	36	38.4	61.2	40.9	17.4	40.7	56.2
SparseInst [43]	ResNet-50	36	37.9	59.2	40.2	15.7	39.4	56.9
SOLQ [40]	ResNet-50	50	39.7	-	-	21.5	42.5	53.1
Mask Transfiner [70]	ResNet-50	36	39.4	-	-	22.3	41.2	50.2
<i>Diffusion-based approaches:</i>								
DiffusionInst [20]	ResNet-50	60	37.1	-	-	19.4	39.7	49.3
<b>DFormer (Ours)</b>	ResNet-50	50	<b>43.3</b>	<b>65.8</b>	<b>46.7</b>	<b>15.6</b>	<b>61.5</b>	<b>78.1</b>

number of feature channels is 256. In diffusion-based decoder, there are  $L = 9$  cascaded decoder layers. During training, each decoder layer is supervised with an auxiliary loss, and the noisy masks are padded to 100. During inference, we only keep the predicted masks by last decoder layer. We adopt post-processing to obtain the expected output format for different segmentation tasks as in [14, 17]. The implementation details on different image segmentation tasks are summarized below.

**Instance and panoptic segmentation.** Our method is trained on four NVIDIA RTX3090 GPUs with the batch size of 12. During training, we adopt AdamW as the optimizer and step learning rate strategy, and there are 50 epochs totally. The initial learning is set as  $1 \times 10^{-4}$ , and the weigh decay is set as 0.05. The learning rate is decreased at 0.9 and 0.95 fractions of total epochs by a factor of 10. We adopt large-scale jittering augmentation strategy as Mask2Former [17]. During inference, we adopt the standard single-scale test, where the image is resized with the short edge to 800 pixels and the longer edge up-to 1333 pixels.

**Semantic segmentation.** Our method is trained on four NVIDIA RTX3090 GPUs with the batch size of 16. During training, we adopt AdamW as the optimizer and poly learning rate schedule, and there are 160k iterations totally. The initial learning is set as  $1 \times 10^{-4}$ , and the weigh decay is set as  $1 \times 10^{-4}$ . We employ random scale jitter for data augmentation as Mask2Former [17]. During inference, we resize the images with the short edge to 512 pixels.

### 4.3 State-of-the-art comparison

**Panoptic segmentation.** We compare our DFormer with state-of-the-art methods for panoptic segmentation on MS COCO val2017 set in Table 1. All the methods use ResNet-50 as the backbone. Compared to the recent diffusion-based method Pix2Seq- $\mathcal{D}$  [18], our DFormer achieves significant improvement while being efficient in terms of parameters. DFormer outperforms Pix2Seq- $\mathcal{D}$  with an absolute gain of 3.6% on PQ, 4.4% on PQ<sup>Th</sup>, and 2.5% on PQ<sup>St</sup>. In addition, our DFormer has fewer parameters and training epochs. Compared to other state-of-the-art methods, our DFormer achieves a competitive performance.

Table 3: **Semantic segmentation comparison on ADE20k val set** with 155 categories. Our method are also competitive with state-of-the-art methods.

Method	Backbone	mIoU
UperNet [71]	Swin-T	44.5
K-Net [13]	ResNet-50	44.6
K-Net [13]	Swin-T	45.8
kMaX-Deeplab [51]	ResNet-50	45.0
MaskFormer [14]	ResNet-50	44.5
MaskFormer [14]	Swin-T	46.7
Mask2Former [17]	ResNet-50	47.2
Mask2Former [17]	Swin-T	<b>47.7</b>
<i>Diffusion-based approaches:</i>		
DDP [19]	Swin-T	46.1
<b>DFormer (Ours)</b>	ResNet-50	46.7
<b>DFormer (Ours)</b>	Swin-T	<b>48.3</b>

Table 4: **Ablation study.** We perform experiments on MS COCO val2017 for instance segmentation using ResNet50 except (c). In (c), we show the results of different models on different tasks.

(a) Number of decoder layers				(b) Different diffusion steps				(c) Results on ResNet-50 and Swin-T		
	AP	AP <sub>50</sub>	AP <sub>75</sub>		AP	AP <sub>50</sub>	AP <sub>75</sub>		ResNet-50	Swin-T
3	41.1	62.4	44.3	1	42.6	64.8	45.8	Instance	42.6	44.4
6	42.4	64.4	45.7	2	42.7	64.8	45.9	Semantic	46.7	48.3
9	42.6	64.8	45.8	4	42.7	64.8	45.9	Panoptic	51.1	52.5
(d) Number of noisy masks				(e) Mask encoding strategy and scale factor						
	AP	AP <sub>50</sub>	AP <sub>75</sub>		AP	AP <sub>50</sub>	AP <sub>75</sub>			
50	40.7	62	43.4		Binary with $b=1$	41.2	63.4	44.2		
100	42.6	64.8	45.8		Binary with $b=0.1$	42.6	64.8	45.8		
150	42.7	64.9	46.1		Random with $b=1$	42.3	64.3	45.4		
200	42.5	64.4	45.7		Random with $b=0.1$	42.5	64.6	45.5		

**Instance segmentation.** We compare our DFormer with several state-of-the-art methods for instance segmentation on MS COCO val2017 and test-dev sets in Table 2. All the methods use ResNet-50 as the backbone. Compared to the recent diffusion-based method DiffusionInst [20], our DFormer achieves significant improvement in performance. In terms of overall AP, our DFormer outperforms DiffusionInst by an absolute gain of 5.3% on the val2017 set and 6.2% on the test-dev set. Compared to other state-of-the-art methods, our DFormer achieves a competitive performance. For instance, our DFormer outperforms Mask Transfiner [70] by 3.9% on the test-dev set.

**Semantic segmentation.** Lastly, we compare our DFormer with several state-of-the-art methods on ADE20K val set [66] in Table 3. We present the results using the backbone ResNet50 and Swin-T. When using the backbone Swin-T, our DFormer outperforms the recent diffusion-based method DDP [19] with an absolute gain of 2.2%. Moreover, our DFormer performs favorably against existing methods in literature. Compared to K-Net [13], DFormer achieves an absolute gain of 2.5% using the same backbone. Further, DFormer also obtains improved performance with AP of 48.3, compared to the recent Mask2Former [17], when using the same Swin-T backbone.

#### 4.4 Ablation study

**Decoder layers.** Table 4a presents the impact of different number of decoder layers. It achieves a mask AP score of 41.1 when the number is equal to 3, whereas it obtains a mask AP score of 42.6 when the number is equal to 9. We therefore adopt 9 decoder layers in our final model.

**Timesteps during inference.** Table 4b presents the impact of different timesteps during inference. It almost achieves the best performance using 1-step forward process. The multi-step forward process provides a slight improvement in performance.

**Different backbones on different tasks.** Table 4c shows the impact of different models on different tasks. Swin-T achieves better performance than ResNet-50 on all three segmentation tasks.



Figure 3: **Qualitative results on three image segmentation tasks.** DFormer achieves high-quality segmentation, with the same architecture, on three tasks under different challenging scenarios.

**Number of noisy masks.** Table 4d shows the impact of different numbers of noisy masks during inference. The default setting is using 100 which is same as the training. We observe that a larger number of noisy masks does not affect the performance.

**Mask encoding and scale strategies.** Table 4e shows the impact of different mask encoding and scale strategies. As discussed earlier, we introduce two different mask encoding strategies, including binary and random shuffling-based strategy. When mask scale  $b$  is equal to 1, the random shuffling-based encoding achieves a better performance than its binary counterpart. When the mask scale  $b$  is equal to 0.1, the random shuffling strategy is slightly inferior than the binary one. Therefore, we adopt the binary strategy with the scale as 0.1.

**Qualitative results.** Fig. 3 presents example qualitative results of our DFormer on the three image segmentation tasks. Our DFormer provides high-quality segmentation results on these different tasks under the challenging scenarios, such as segmenting occluded objects (*e.g.*, row 2, column 2) and small-scale objects (*e.g.*, row 3, column 4). Additional results are presented in the suppl. material.

## 5 Conclusion

We propose a diffusion-guided transformer for universal image segmentation. Our DFormer views universal image segmentation as diffusion-based mask classification. During training, we first perform diffusion process by adding Gaussian noise to ground-truth masks, and then learn a transformer-

guided model to predict ground-truth mask from noisy masks. At inference, we directly predict masks and corresponding categories from Gaussian noise. Experiments are performed on panoptic, instance and semantic segmentation tasks to validate the effectiveness of our DFormer. Dformer significantly outperforms existing diffusion-based methods on all three image segmentation tasks.

**Limitations and future directions.** We observe that our proposed diffusion-guided method is slightly inferior to state-of-the-art methods on small objects on instance segmentation. A potential future direction is to explore improving performance on small objects with diffusion model.

## A Visualization of diffusion process

Fig. 4 shows visualization of diffusion process by adding Gaussian noise to the ground-truth mask. The total timestep  $T$  is equal to 1000. When timestep  $t$  is equal to  $T$ , the noisy mask will be Gaussian noise. With the decrease of  $t$ , the noisy mask become more clear. When timestep  $t$  is equal to 0, the noisy mask will be the ground-truth mask. Our DFormer presents high-quality segmentation results on different tasks, using a single architecture.




Figure 4: Visualization of diffusion process

## B Extensions on video instance segmentation

We extend DFormer to video instance segmentation by adding a tracking branch. Table 5 shows the results on video instance segmentation. DFormer has also demonstrated competitive performance on video instance segmentation.

Table 5: **Video instance segmentation on YouTube-VIS 2019 val set**

Method	Backbone	AP	AP <sub>50</sub>	AP <sub>75</sub>	AR <sub>1</sub>	AR <sub>10</sub>
SeqFormer [9]	R50	45.1	66.9	50.5	45.6	54.6
Mask2Former-VIS [72]	R50	46.4	68.0	50.0	-	-
MinVIS [73]	R50	47.4	69	52.1	45.7	55.7
<b>DFormer (Ours)</b>	R50	46.5	69.7	49.2	44.8	54.3

## C More visualization of segmentation results

Fig. 5 shows more results of panoptic segmentation results of our DFormer, Fig. 6 shows more results of instance segmentation results of our DFormer, and Fig. 7 shows more results of semantic segmentation results of our DFormer.





Figure 5: Visualization of panoptic segmentation on COCO2017 val set.




Figure 6: Visualization of instance segmentation on COCO2017 val set.






Figure 7: Visualization of semantic segmentation on ADE20K val set.

## References

- [1] Jonathan Long, Evan Shelhamer, and Trevor Darrell. Fully convolutional networks for semantic segmentation. In *CVPR*, 2015.
- [2] Kaiming He, Georgia Gkioxari, Piotr Dollár, and Ross Girshick. Mask R-CNN. In *ICCV*, 2017.
- [3] Alexander Kirillov, Kaiming He, Ross Girshick, Carsten Rother, and Piotr Dollár. Panoptic segmentation. In *CVPR*, 2019.
- [4] Liang-Chieh Chen, George Papandreou, Iasonas Kokkinos, Kevin Murphy, and Alan L Yuille. DeepLab: Semantic image segmentation with deep convolutional nets, atrous convolution, and fully connected CRFs. *IEEE PAMI*, 2018.
- [5] Hengshuang Zhao, Jianping Shi, Xiaojuan Qi, Xiaogang Wang, and Jiaya Jia. Rethinking atrous convolution for semantic image segmentation. *CVPR*, 2017.
- [6] Kai Chen, Jiangmiao Pang, Jiaqi Wang, Yu Xiong, Xiaoxiao Li, Shuyang Sun, Wansen Feng, Ziwei Liu, Jianping Shi, Wanli Ouyang, Chen Change Loy, and Dahua Lin. Hybrid task cascade for instance segmentation. In *CVPR*, 2010.
- [7] Jiale Cao, Hisham Cholakkal, Rao Muhammad Anwer, Fahad Shahbaz Khan, Yanwei Pang, and Ling Shao. D2det: Towards high quality object detection and instance segmentation. In *CVPR*, 2020.
- [8] Xinlong Wang, Rufeng Zhang, Tao Kong, Lei Li, and Chunhua Shen. SOLOv2: Dynamic and fast instance segmentation. In *NIPS*, 2020.
- [9] Junfeng Wu, Yi Jiang, Song Bai, Wenqing Zhang, and Xiang Bai. Seqformer: Sequential transformer for video instance segmentation. In *ECCV*, 2022.
- [10] Wenguan Wang, James Liang, and Dongfang Liu. Learning equivariant segmentation with instance-unique querying. In *NeurIPS*, 2022.
- [11] Alexander Kirillov, Ross Girshick, Kaiming He, and Piotr Dollár. Panoptic feature pyramid networks. In *CVPR*, 2019.

- [12] Yanwei Li, Xinze Chen, Zheng Zhu, Lingxi Xie, Guan Huang, Dalong Du, and Xingang Wang. Attention-guided unified network for panoptic segmentation. In *CVPR*, 2019.
- [13] Wenwei Zhang, Jiangmiao Pang, Kai Chen, and Chen Change Loy. K-net: Towards unified image segmentation. In *NeurIPS*, 2021.
- [14] Bowen Cheng, Alexander G. Schwing, and Alexander Kirillov. Per-pixel classification is not all you need for semantic segmentation. In *NeurIPS*, 2021.
- [15] James Liang, Tianfei Zhou, Dongfang Liu, and Wenguan Wang. CLUSTSEG: Clustering for universal segmentation. In *ICML*, 2023.
- [16] Nicolas Carion, Francisco Massa, Gabriel Synnaeve, Nicolas Usunier, Alexander Kirillov, and Sergey Zagoruyko. End-to-end object detection with transformers. In *ECCV*, 2020.
- [17] Bowen Cheng, Ishan Misra, Alexander G. Schwing, Alexander Kirillov, and Rohit Girdhar. Masked-attention mask transformer for universal image segmentation. In *CVPR*, 2022.
- [18] Ting Chen, Lala Li, Saurabh Saxena, Geoffrey Hinton, and David J. Fleet. A generalist framework for panoptic segmentation of images and videos. *arXiv:2210.06366*, 2022.
- [19] Yuanfeng Ji, Zhe Chen, Enze Xie, Lanqing Hong, Xihui Liu, Zhaoqiang Liu, Tong Lu, Zhenguo Li, and Ping Luo. Ddp: Diffusion model for dense visual prediction. *arXiv:2303.17559*, 2023.
- [20] Zhangxuan Gu, Haoxing Chen, Zhuoer Xu, Jun Lan, Changhua Meng, and Weiqiang Wang. Diffusioninst: Diffusion model for instance segmentation. *arXiv:2212.02773*, 2022.
- [21] Jiale Cao, Yanwei Pang, and Xuelong Li. Triply supervised decoder networks for joint detection and segmentation. In *CVPR*, 2019.
- [22] Jingdong Wang, Ke Sun, Tianheng Cheng, Borui Jiang, Chaorui Deng, Yang Zhao, Dong Liu, Yadong Mu, Minghui Tan, Xinggang Wang, Wenyu Liu, and Bin Xiao. Deep high-resolution representation learning for visual recognition. *IEEE TPAMI*, 2019.
- [23] Liang-Chieh Chen, George Papandreou, Florian Schroff, and Hartwig Adam. Rethinking atrous convolution for semantic image segmentation. *arXiv:1706.05587*, 2017.
- [24] Jun Fu, Jing Liu, Haijie Tian, Yong Li, Yongjun Bao, Zhiwei Fang, and Hanqing Lu. Dual attention network for scene segmentation. In *CVPR*, 2019.
- [25] Zilong Huang, Xinggang Wang, Lichao Huang, Chang Huang, Yunchao Wei, and Wenyu Liu. CCNet: Criss-cross attention for semantic segmentation. In *ICCV*, 2019.
- [26] Yuhui Yuan, Lang Huang, Jianyuan Guo, Chao Zhang, Xilin Chen, and Jingdong Wang. OCNet: Object context for semantic segmentation. *IJCV*, 2021.
- [27] Changqian Yu, Jingbo Wang, Chao Peng, Changxin Gao, Gang Yu, and Nong Sang. Bisenet: Bilateral segmentation network for real-time semantic segmentation. In *ECCV*, 2018.
- [28] Mingyuan Fan, Shenqi Lai, Junshi Huang, Xiaoming Wei, Zhenhua Chai, Junfeng Luo, and Xiaolin Wei. Rethinking bisenet for real-time semantic segmentation. In *CVPR*, 2021.
- [29] Yuhui Yuan, Rao Fu, Lang Huang, Weihong Lin, Chao Zhang, Xilin Chen, and Jingdong Wang. Hrformer: High-resolution transformer for dense prediction. In *NeurIPS*, 2021.
- [30] Jiaqi Gu, Hyounjun Kwon, Dilin Wang, Wei Ye, Meng Li, Yu-Hsin Chen, Liangzhen Lai, Vikas Chandra, and David Z. Pan. Multi-scale high-resolution vision transformer for semantic segmentation. In *CVPR*, 2022.
- [31] Enze Xie, Wenhui Wang, Zhiding Yu, Anima Anandkumar, Jose M. Alvarez, and Ping Luo. Segformer: Simple and efficient design for semantic segmentation with transformers. In *NeurIPS*, 2021.
- [32] Sixiao Zheng, Jiachen Lu, Hengshuang Zhao, Xiatian Zhu, Zekun Luo, Yabiao Wang, Yanwei Fu, Jianfeng Feng, Tao Xiang, Philip HS Torr, et al. Rethinking semantic segmentation from a sequence-to-sequence perspective with transformers. In *CVPR*, 2021.
- [33] Robin Strudel, Ricardo Garcia, Ivan Laptev, and Cordelia Schmid. Segmenter: Transformer for semantic segmentation. In *ICCV*, 2021.

- [34] Zhaojin Huang, Lichao Huang, Yongchao Gong, Chang Huang, and Xinggang Wang. Mask scoring r-cnn. In *CVPR*, 2019.
- [35] Alexander Kirillov, Yuxin Wu, Kaiming He, and Ross Girshick. PointRend: Image segmentation as rendering. In *CVPR*, 2020.
- [36] Xinlei Chen, Ross Girshick, Kaiming He, and Piotr Dollár. TensorMask: A foundation for dense object segmentation. In *ICCV*, 2019.
- [37] Zhi Tian, Chunhua Shen, and Hao Chen. Conditional convolutions for instance segmentation. In *ECCV*, 2020.
- [38] Jiale Cao, Rao Muhammad Anwer, Hisham Cholakkal, Fahad Shahbaz Khan, Yanwei Pang, and Ling Shao. Sipmask: Spatial information preservation for fast instance segmentation. In *ECCV*, 2020.
- [39] Yuxin Fang, Shusheng Yang, Xinggang Wang, Yu Li, Chen Fang, Ying Shan, Bin Feng, and Wenyu Liu. Instances as queries. In *ICCV*, 2021.
- [40] Bin Dong, Fangao Zeng, Tiancai Wang, Xiangyu Zhang, and Yichen Wei. Solq: Segmenting objects by learning queries. In *NeurIPS*, 2021.
- [41] Ruohao Guo, Dantong Niu, Liao Qu, , and Zhenbo Li. Sotr: Segmenting objects with transformers. In *ICCV*, 2021.
- [42] Junjie He, Pengyu Li, Yifeng Geng, and Xuansong Xie. Fastinst: A simple query-based model for real-time instance segmentation. In *CVPR*, 2023.
- [43] Tianheng Cheng, Xinggang Wang, Shaoyu Chen, Wenqiang Zhang, Qian Zhang, Chang Huang, Zhaoxiang Zhang, and Wenyu Liu. Sparse instance activation for real-time instance segmentation. In *CVPR*, 2022.
- [44] Yuwen Xiong, Renjie Liao, Hengshuang Zhao, Rui Hu, Min Bai, Ersin Yumer, and Raquel Urtasun. Upsnet: A unified panoptic segmentation network. In *CVPR*, 2019.
- [45] Huanyu Liu, Chao Peng, Changqian Yu, Jingbo Wang, Xu Liu, Gang Yu, and Wei Jiang. An end-to-end network for panoptic segmentation. In *CVPR*, 2019.
- [46] Justin Lazarow, Kwonjoon Lee, Kunyu Shi, and Zhuowen Tu. Learning instance occlusion for panoptic segmentation. In *CVPR*, 2020.
- [47] Qizhu Li, Xiaojuan Qi, and Philip H.S. Torr. Unifying training and inference for panoptic segmentation. In *CVPR*, 2020.
- [48] Yanwei Li, Hengshuang Zhao, Xiaojuan Qi, Liwei Wang, Zeming Li, Jian Sun, and Jiaya Jia. Fully convolutional networks for panoptic segmentation. In *CVPR*, 2021.
- [49] Huiyu Wang, Yukun Zhu, Hartwig Adam, Alan Yuille, and Liang-Chieh Chen. MaX-DeepLab: End-to-end panoptic segmentation with mask transformers. In *CVPR*, 2021.
- [50] Zhiqi Li, Wenhai Wang, Enze Xie, Zhiding Yu, Anima Anandkumar, Jose M Alvarez, Ping Luo, and Tong Lu. Panoptic segformer: Delving deeper into panoptic segmentation with transformers. In *CVPR*, 2022.
- [51] Qihang Yu, Huiyu Wang, Siyuan Qiao, Maxwell Collins, Yukun Zhu, Hatwig Adam, Alan Yuille, and Liang-Chieh Chen. K-means mask transformer. In *ECCV*, 2022.
- [52] Jonathan Ho, Ajay Jain, and Pieter Abbeel. Denoising diffusion probabilistic models. In *NeurIPS*, 2020.
- [53] Shoufa Chen, Peize Sun, Yibing Song, and Ping Luo. Diffusiondet: Diffusion model for object detection. *arXiv:2211.09788*, 2022.
- [54] Dmitry Baranchuk, Ivan Rubachev, Andrey Voynov, Valentin Khrulkov, and Artem Babenko. Label-efficient semantic segmentation with diffusion models. In *ICLR*, 2022.
- [55] Emmanuel Asiedu Brempong, Simon Kornblith, and Ting Chen. Denoising pretraining for semantic segmentation. In *CVPRW*, 2022.
- [56] Boah Kim, Yujin Oh, and Jong Chul Ye. Diffusion adversarial representation learning for self-supervised vessel segmentation. In *ICLR*, 2023.

- [57] Weijia Wu, Yuzhong Zhao, Mike Zheng Shou, Hong Zhou, and Chunhua Shen. Diffumask: Synthesizing images with pixel-level annotations for semantic segmentation using diffusion models. *arXiv:2303.11681*, 2023.
- [58] Tomer Amit, Tal Shaharabany, Eliya Nachmani, and Lior Wolf. Segdiff: Image segmentation with diffusion probabilistic models. *arXiv:2112.00390*, 2021.
- [59] Julia Wolleb, Robin Sandkühler, Florentin Bieder, Philippe Valmaggia, and Philippe C. Cattin. Diffusion models for implicit image segmentation ensembles. *arXiv:2112.03145*, 2021.
- [60] Ting Chen, Ruixiang Zhang, and Geoffrey Hinton. Analog bits: Generating discrete data using diffusion models with self-conditioning. In *ICLR*, 2023.
- [61] Jiaming Song, Chenlin Meng, and Stefano Ermon. Denoising diffusion implicit models. In *ICLR*, 2021.
- [62] Kaiming He, Xiangyu Zhang, Shaoqing Ren, and Jian Sun. Deep residual learning for image recognition. In *CVPR*, 2016.
- [63] Ze Liu, Yutong Lin, Yue Cao, Han Hu, Yixuan Wei, Zheng Zhang, Stephen Lin, and Baining Guo. Swin transformer: Hierarchical vision transformer using shifted windows. In *ICCV*, 2021.
- [64] Qihang Yu, Huiyu Wang, Dahun Kim, Siyuan Qiao, Maxwell Collins, Yukun Zhu, Hartwig Adam, Alan Yuille, and Liang-Chieh Chen. CMT-DeepLab: Clustering mask transformers for panoptic segmentation. In *CVPR*, 2022.
- [65] Tsung-Yi Lin, Michael Maire, Serge Belongie, James Hays, Pietro Perona, Deva Ramanan, Piotr Dollár, and C Lawrence Zitnick. Microsoft COCO: Common objects in context. In *ECCV*, 2014.
- [66] Bolei Zhou, Hang Zhao, Xavier Puig, Sanja Fidler, Adela Barriuso, and Antonio Torralba. Scene parsing through ADE20K dataset. In *CVPR*, 2017.
- [67] Xinlong Wang, Tao Kong, Chunhua Shen, Yuning Jiang, and Lei Li. SOLO: Segmenting objects by locations. In *ECCV*, 2020.
- [68] Ruihuang Li, Chenhang He, Shuai Li, Yabin Zhang, and Lei Zhang. Dynamask: Dynamic mask selection for instance segmentation. In *CVPR*, 2023.
- [69] Gang Zhan, Xin Lu, Jingru Tan, Jianmin Li, Zhaoxiang Zhang, Quanquan Li, and Xiaolin Hu. Refinemask: Towards high-quality instance segmentation with fine-grained features. In *CVPR*, 2021.
- [70] Lei Ke, Martin Danelljan, Xia Li, Yu-Wing Tai, Chi-Keung Tang, and Fisher Yu. Mask transfiner for high-quality instance segmentation. In *CVPR*, 2022.
- [71] Tete Xiao, Yingcheng Liu, Bolei Zhou, Yuning Jiang, and Jian Sun. Unified perceptual parsing for scene understanding. In *ECCV*, 2018.
- [72] Bowen Cheng, Anwesa Choudhuri, Ishan Misra, Alexander Kirillov, Rohit Girdhar, and Alexander G. Schwing. Mask2former for video instance segmentation. *arXiv:2112.10764*, 2021.
- [73] De-An Huang, Zhiding Yu, and Anima Anandkumar. Minvis: A minimal video instance segmentation framework without video-based training. In *NeurIPS*, 2022.