

LipVoicer: Generating Speech from Silent Videos Guided by Lip Reading

Yochai Yemini Aviv Shamsian Lior Bracha Sharon Gannot Ethan Fetaya

Faculty of Electrical Engineering
Bar-Ilan University

{yochai.yemini, aviv.shamsian, brachal, sharon.gannot, ethan.fetaya}@biu.ac.il

Abstract

Lip-to-speech involves generating a natural-sounding speech synchronized with a soundless video of a person talking. Despite recent advances, current methods still cannot produce high-quality speech with high levels of intelligibility for challenging and realistic datasets such as LRS3. In this work, we present *LipVoicer*, a novel method that generates high-quality speech, even for in-the-wild and rich datasets, by incorporating the text modality. Given a silent video, we first predict the spoken text using a pre-trained lip-reading network. We then condition a diffusion model on the video and use the extracted text through a classifier-guidance mechanism where a pre-trained automatic speech recognition (ASR) serves as the classifier. LipVoicer outperforms multiple lip-to-speech baselines on LRS2 and LRS3, which are in-the-wild datasets with hundreds of unique speakers in their test set and an unrestricted vocabulary. Moreover, our experiments show that the inclusion of the text modality plays a major role in the intelligibility of the produced speech, readily perceptible while listening, and is empirically reflected in the substantial reduction of the word error rate (WER) metric. We demonstrate the effectiveness of LipVoicer through human evaluation, which shows that it produces more natural and synchronized speech signals compared to competing methods. Finally, we created a demo showcasing LipVoicer’s superiority in producing natural, synchronized, and intelligible speech, providing additional evidence of its effectiveness.

Project page: <https://lipvoicer.github.io>

1 Introduction

In the lip-to-speech task, we are given a soundless video of a person talking and are required to accurately and precisely generate the missing speech. Such a task may occur, e.g., when the speech signal is completely obfuscated due to background noises. This task poses a significant challenge as it requires the generated speech to satisfy multiple criteria. This includes intelligibility, synchronization with lip motion, naturalness, and alignment with the speaker’s characteristics such as age, gender, accent, and more. Another major hurdle for lip-to-speech techniques is the ambiguities inherent in lip motion, as several phonemes can be attributed to the same lip movement sequence. Resolving these ambiguities requires the analysis of lip motion in a broader context within the video.

Generating speech from a silent video has seen significant progress in recent years, partly due to advancements made in deep generative models. Specifically in applications such as text-to-speech and mel-spectrogram-to-audio (neural vocoder) [1, 2]. Despite these advancements, many lip-to-speech methods produce satisfying results only when applied to datasets with a limited number of speakers, and constrained vocabularies, like GRID [3] and TCD-TIMIT [4]. Therefore, speech generation for silent videos in-the-wild still lags behind. We found that these methods struggle to reliably generate

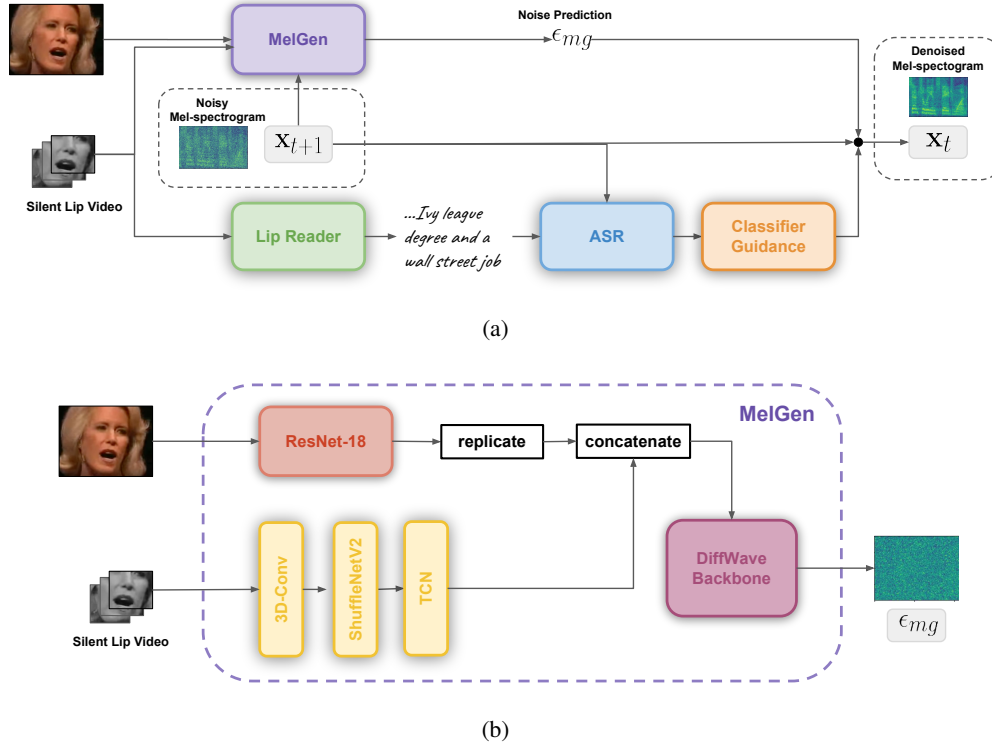


Figure 1: An illustration of LipVoicer, a dual-stage framework for lip-to-speech. (a) To generate the speech from a given silent video, a pre-trained lip-reader provides additional guidance by predicting the text from the video. An ASR steers MelGen, which generates the mel-spectrogram, in the direction of the extracted text using classifier guidance, such that the generated mel-spectrogram reflects the spoken text. (b) MelGen, our diffusion denoising model that generates mel-spectrograms conditioned on a face image and a mouth region video extracted from the full-face video using classifier-free guidance.

natural speech with a high degree of intelligibility on more challenging datasets like LRS2 [5] and LRS3 [6].

In this paper, we propose *LipVoicer*, a novel approach for producing high-quality speech for silent videos. The first and crucial part of LipVoicer is leveraging a lip-reading model at inference time, for extracting the transcription of the speech we wish to generate. Next, we train a diffusion model, conditioned on the video, to generate mel-spectrograms. This generation process is guided by both the video and the predicted transcription, as illustrated in Fig. 1a. Consequently, our model successfully intertwines the information conveyed by textual modality with the dynamics and characteristics of the speaker, captured by the diffusion model. Incorporating the inferred text has an additional benefit, as it allows LipVoicer to alleviate the lip motion ambiguity to a great extent. Finally, we use the DiffWave [1] neural vocoder to generate the raw audio. A diagram of our approach is depicted in Fig. 1.

Previous methods often use text to guide the generation process at train time. We, however, utilize it at inference time. The text, transcribed using a lip-reader, allows us to utilize guidance [7, 8] which ensures that the text of the generated audio corresponds to the target text. Guidance, with or without a classifier, is an important part of diffusion models and a key feature in recent advancements in text-to-image [9, 10] and text-to-speech [2, 11].

We evaluate our LipVoicer model on the challenging LRS2 and LRS3 datasets. These datasets are “in-the-wild” videos, with hundreds of unique speakers and with an open vocabulary. We show that our proposed design leads to the best results on these datasets in both human evaluations as well as WER of an ASR system.

To the best of our knowledge, LipVoicer is the first method to use text inferred by lip-reading to enhance lip-to-speech synthesis. The inclusion of the text modality in inference removes the uncertainty of deciphering which of the possible candidate phonemes correspond to the lip motion. Additionally, it helps the diffusion model to focus on creating naturally synced speech. The speech generated by LipVoicer is intelligible, well synchronized to the video, and sounds natural. Finally, LipVoicer achieves state-of-the-art results for highly challenging in-the-wild datasets.

2 Background

2.1 Denoising Diffusion Probabilistic Models (DDPM)

Denoising Diffusion Probabilistic Models (DDPM) define a forward process that gradually turns the input into Gaussian noise, then learn the reverse process that tries to recover the input. Specifically, assume a training data point is sampled from the data distribution we wish to model $\mathbf{x}_0 \sim p_{\text{data}}(\mathbf{x})$. The forward process is defined as $q(\mathbf{x}_t|\mathbf{x}_{t-1}) = \mathcal{N}(\mathbf{x}_t|\sqrt{1-\beta_t}\mathbf{x}_{t-1}, \beta_t\mathbf{I})$ where $\{\beta_1, \dots, \beta_t, \dots, \beta_T\}$ is a pre-defined noise schedule. We can deduce from Gaussian properties that $q(\mathbf{x}_t|\mathbf{x}_0) = \mathcal{N}(\mathbf{x}_t|\sqrt{\bar{\alpha}_t}\mathbf{x}_0, (1-\bar{\alpha}_t)\mathbf{I})$ with $\bar{\alpha}_t = \prod_{s=1}^t \alpha_s$, and $\alpha_t = 1 - \beta_t$. A sample of \mathbf{x}_t can be obtained by sampling $\epsilon \sim \mathcal{N}(0, \mathbf{I})$, and using the reparameterization trick, $\mathbf{x}_t = \sqrt{\bar{\alpha}_t}\mathbf{x}_0 + \sqrt{1-\bar{\alpha}_t}\epsilon$. Under mild conditions, the distribution at the final step $q(\mathbf{x}_T)$ is approximately given by a standard Gaussian distribution.

In the reverse process proposed in [12], $p_{\theta}(\mathbf{x}_{t-1}|\mathbf{x}_t)$ is then learned by a neural network that tries to approximate $q(\mathbf{x}_{t-1}|\mathbf{x}_t, \mathbf{x}_0)$. In [12] it was also shown that in order to learn $p_{\theta}(\mathbf{x}_{t-1}|\mathbf{x}_t)$ it is enough if our model’s output $\epsilon_{\theta}(\mathbf{x}_t, t)$ is trained to recover the added noise ϵ used to generate \mathbf{x}_t from \mathbf{x}_0 . The loss function used to train the diffusion model is $\mathbb{E}_{t, \mathbf{x}_0, \epsilon} [||\epsilon - \epsilon_{\theta}(\mathbf{x}_t, t)||^2]$. At inference time, given \mathbf{x}_t and the inferred noise, we can sample from $p_{\theta}(\mathbf{x}_{t-1}|\mathbf{x}_t)$ by taking $\mathbf{x}_{t-1} = \frac{1}{\sqrt{\bar{\alpha}_t}} \left(\mathbf{x}_t - \frac{\beta_t}{\sqrt{1-\bar{\alpha}_t}} \epsilon_{\theta}(\mathbf{x}_t, t) \right) + \beta_t \mathbf{z}$ where $\mathbf{z} \sim \mathcal{N}(0, \mathbf{I})$.

2.2 Guidance

One key feature in many diffusion models is the use of guidance for conditional generation. Guidance, both with or without a classifier, enables us to “guide” our iterative inference process to generate outputs that are more faithful to our conditioning information, e.g., in text-to-image, it helps enforce that the generated images match the prompt text.

Assume we wish to sample from $q(\mathbf{x}_t|\mathbf{c})$, \mathbf{x}_t is our sample at the current iteration, \mathbf{c} is some context, and $p(\mathbf{c}|\mathbf{x}_t)$ is a pre-trained classifier. Our goal is to generate \mathbf{x}_{t-1} . The idea of classifier guidance [7] is to use the classifier to guide the diffusion process to generate outputs that have the right context \mathbf{c} . Specifically, if the diffusion model returns $\epsilon_{\theta}(\mathbf{x}_t, t)$, the classifier guidance alters the noise term that will be used for the update to $\hat{\epsilon} = \epsilon_{\theta}(\mathbf{x}_t, t) - \omega_1 \sqrt{1-\bar{\alpha}_t} \nabla_{\mathbf{x}_t} \log p(\mathbf{c}|\mathbf{x}_t)$ where ω_1 is a hyperparameter that controls the level of guidance.

In a later work [8], a classifier-free guidance that removes the dependence on an existing classifier is proposed. In classifier-free guidance, we make two noise predictions, one with the conditioning context information, $\epsilon_{\theta}(\mathbf{x}_t, \mathbf{c}, t)$, and one without it - $\epsilon_{\theta}(\mathbf{x}_t, t)$. We then use $\hat{\epsilon} = \epsilon_{\theta}(\mathbf{x}_t, \mathbf{c}, t) + \omega_2(\epsilon_{\theta}(\mathbf{x}_t, \mathbf{c}, t) - \epsilon_{\theta}(\mathbf{x}_t, t))$ where the hyperparameter ω_2 controls the guidance strength. This allows us to enhance the update directions that correspond to the context \mathbf{c} .

3 Related Work

3.1 Audio Generation

Following their success in image generation, diffusion models took a leading role as a neural vocoder and in text-to-speech. Examples include: WaveGrad [13], Diff-TTS [11], DiffWave [1], Grad-TTS [14], PriorGrad [15], SaShiMi [16], Tango [17], and DiffSound [18].

Other important audio generation models that do not rely on diffusion models include: WaveNet [19], HiFi-GAN [20], Tacotron [21], VoiceLoop [22], WaveRNN [23], ClariNet [24], GAN-TTS [25], Flowtron [26], and AudioLM [27].

We note that despite the recent progress, unconditional speech generation quality is still unsatisfactory. Thus, some conditioning, e.g., text or mel-spectrogram, is required for high-quality speech generation. We also note that many audio generation models adopt a sequential approach, namely first generating the mel-spectrogram and then using it to generate the raw audio using a pre-trained vocoder.

3.2 Visual speech recognition

The field of lip-to-text, also referred to as lip-reading, has seen significant progress in recent years, and multiple techniques are now available [28, 29, 30]. Impressively, they can cope with adverse visual conditions, such as videos where the mouth of the speaker is only partly frontal, challenging lighting conditions and various languages. Use cases of visual speech recognition include resolving multi-talker simultaneous speech and transcribing archival silent films.

3.3 Lip-to-speech synthesis

The task in this research area is to reconstruct the underlying speech signal from a silent talking-face video. A common approach to lip-to-speech includes a video encoder followed by a speech decoder that generates a mel-spectrogram, that is fed to a neural vocoder to generate the final time-domain audio. Recent examples include: Lip2Wave [31], SVTS [32], End-to-end GAN [33], VCA-GAN [34] and Lip2Speech [35]. In ReVISE [36], the authors use the AV-HuBERT [29] to represent speech by a set of discrete tokens, which are predicted from the video, and generate the audio from the tokens using HiFi-GAN [20]. These techniques have garnered significant attention due to their potential applications in cases where the speech is missing or corrupted. This may occur, for example, due to strong background noise, or when the speech of a person located in the background of the video recording should be attended.

In Lip2Speech [35], the authors use the ground truth text and a pre-trained ASR as an additional loss during training to try to enforce that the generated speech will have the correct text. We, however, use predicted text at inference time.

4 LipVoicer

This section details our proposed LipVoicer scheme for lip-to-speech generation. Given a silent talking-face video \mathcal{V} , LipVoicer generates a mel-spectrogram that corresponds to a high likelihood underlying speech signal. The proposed method comprises three main components:

1. A mel-spectrogram generator (MelGen) that learns to create a mel-spectrogram image from \mathcal{V} .
2. A pre-trained lip-reading network that infers the most likely text from the silent video.
3. An ASR system that anchors the mel-spectrogram recovered by MelGen to the text predicted by the lip-reader.

At first, we train MelGen, a conditional denoising diffusion probabilistic models (DDPM) model trained to generate a mel-spectrogram waveform \mathbf{x} conditioned on the video \mathcal{V} (see Sec. 2.1). Similar to diffusion-based frameworks in text-to-speech, e.g. [11], we use a DiffWave [1] residual backbone for MelGen. When considering the representation for \mathcal{V} , we wish for our representation to encapsulate all the needed information to generate the mel-spectrogram, i.e. the content (spoken words) and dynamics (accent, intonation) of the underlying speech, the timing of each part of speech, as well as the identity of the speaker, e.g. gender, age, etc. However, we wish to remove all irrelevant information to help train and remove unnecessary computational costs. To this end, \mathcal{V} is preprocessed by creating a cropped mouth region video \mathcal{V}_L and randomly choosing a single full-face image \mathcal{I}_F , corresponding to the content and dynamics and to the voice characteristics, respectively. The mouth cropping was implemented according to the procedure in [28].

To extract features from \mathcal{V}_L and \mathcal{I}_F , we use an architecture similar to the one described in VisualVoice [37] (which is an audio-visual speech separation model). For \mathcal{I}_F , the face embedding $\mathbf{f} \in \mathbb{R}^{D_f}$ is computed using ResNet-18 [38] with the last two layers discarded. The lip video \mathcal{V}_L is encoded using a lip-reading architecture [39]. It is composed of a 3D convolutional layer followed by ShuffleNet v2 [40] and then a temporal convolutional network (TCN), resulting in the lip video embedding

$\mathbf{m} \in \mathbb{R}^{N \times D_m}$, where N and D_m signify the number of frames and channels, respectively. In order to merge the face and lip video embeddings, \mathbf{f} is replicated N times and concatenated to \mathbf{m} , yielding the video embedding $\mathbf{v} \in \mathbb{R}^{N \times D}$, where $D = D_f + D_m$. Next, a DDPM is trained to generate the mel-spectrogram with and without the conditioning on the video embedding \mathbf{v} following the classifier-free mechanism [8].

In order to make MelGen robust to scenarios characterized by an unconstrained vocabulary, we use the text modality as an additional source of guidance. In general, syllables uttered in a silent talking-face video can be ambiguous, and may consequently lead to an incoherent reconstructed speech. It can therefore be beneficial to harness recent advances in lip-reading and ground the generated mel-spectrogram to the text predicted by a pretrained lip-reading network. The question is how to best include this textual information in our framework. One could simply add it as a global conditioning, similar to \mathcal{I}_F , however, this ignores the temporal information in the text. One could also try to align the text and the video, which is a complicated process that would introduce additional errors.

To circumvent the challenge of aligning text with video content, we employ text guidance by harnessing the classifier guidance approach [7], similarly to [2]. Using a powerful ASR model, we can compute $\nabla_{\mathbf{x}} \log p(t_{LR}|\mathbf{x})$ needed for guidance, where t_{LR} is the text predicted by a lip-reader. The inferred noise $\hat{\epsilon}$ used in the inference update step of the diffusion model is thus modified by both classifier guidance and classifier-free guidance:

$$\hat{\epsilon} = \epsilon_{mg}(\mathbf{x}_t, \mathcal{V}_L, \mathcal{I}, \omega_1) - \omega_2 \sqrt{1 - \bar{\alpha}_t} \nabla_{\mathbf{x}_t} \log p(t_{LR}|\mathbf{x}_t), \quad (1)$$

where \mathbf{x}_t is the mel-spectrogram at time step t of the diffusion inference process, and

$$\epsilon_{mg}(\mathbf{x}_t, \mathcal{V}_L, \mathcal{I}, \omega_1) = (1 + \omega_1) \epsilon_{\theta}(\mathbf{x}_t, \mathcal{V}_L, \mathcal{I}) - \omega_1 \epsilon_{\theta}(\mathbf{x}_t) \quad (2)$$

is the estimated diffusion noise at the output of MelGen, and ω_1, ω_2 are hyperparameters. Note that we use an ASR rather than audio-video ASR, namely \mathbf{x}_t is used as an input to the speech recognizer while the video signal is discarded in order to encourage the model to focus on audio generation.

In our experiments, we noticed that during the generation process, ϵ_{mg} was much larger in magnitude compared to $\nabla_{\mathbf{x}_t} \log p(t_{LR}|\mathbf{x}_t)$ which led to difficulties in correctly setting ω_2 and to unsatisfactory mel-spectrogram estimates. To remedy this, we followed [2] by introducing a gradient normalization factor, i.e. Eq. 1 becomes

$$\hat{\epsilon} = \epsilon_{mg} - \omega_2 \gamma_t \sqrt{1 - \bar{\alpha}_t} \nabla_{\mathbf{x}_t} \log p(t_{LR}|\mathbf{x}_t) \quad (3)$$

where

$$\gamma_t = \frac{\|\epsilon_{mg}\|}{\sqrt{1 - \bar{\alpha}_t} \cdot \|\nabla_{\mathbf{x}_t} \log p(t_{LR}|\mathbf{x}_t)\|}. \quad (4)$$

and $\|\cdot\|$ is the Frobenius norm.

Classifier guidance allows us to train MelGen that is solely conditioned on \mathcal{V} , and use a pre-trained ASR to guide that the generated speech matches t_{LR} . As a result, the ASR is responsible for the precise words in the estimated speech, and MelGen provides the voice characteristics, synchronization between \mathcal{V} and \mathbf{x} , and the continuity of the speech, see Fig. 1 for an illustration of our system. One additional advantage of this approach is the modularity and ease of substituting both the lip-to-text and the ASR modules. If one wishes to substitute these models with improved versions in the future, the process can be accomplished effortlessly without requiring any re-training. Finally, DiffWave [1] is used as the vocoder that transforms the reconstructed mel-spectrogram to a time-domain speech signal.

5 Experiments

In this section, we compare LipVoicer to various lip-to-speech approaches. We use multiple datasets and learning setups to evaluate LipVoicer. To encourage future research and reproducibility, our source code will be made publicly available. Additional experimental results on GRID [3], ablation studies, and complete details are provided in the Appendix. We also created the following anonymized website <https://lipvoicer.github.io> containing *randomly* selected videos generated by all compared approaches. We believe this is the best way to fully understand the performance gain of LipVoicer, and highly encourage the readers to visit.

Implementation Details For predicting the text from the silent video at inference time, we use [28] and [30] as our lip-readers for LRS2 and LRS3, respectively. The former achieves a WER rate of 26.1% and the latter 19.1% with respect to the ground truth text. The ASR deployed for applying classifier guidance was [41]. We modified its architecture by adding the diffusion time step embedding to the conformer blocks and then fine-tuned on LRS2 and LRS3. Finally, for the sake of fairness, we employ a different ASR [42] to evaluate the WER of the speech generated by our method and the baselines. The rest of the implementation details for reproducing our experiments can be found in the Appendix.

Baselines We compare LipVoicer with recent lip-to-speech synthesis baselines. The baseline methods include (1) SVTS [32], a transformer-based video to mel-spectrogram generator with a pre-trained neural vocoder. (2) VCA-GAN [34], a GAN model with a visual context attention module that encodes global representations from local visual features. (3) Lip2Speech [35], a multi-task learning framework that incorporates ground truth text to form an additional loss to enforce the correspondence between the text predicted from the generated speech and the target text at train time.

Datasets LipVoicer is compared against the baselines on the highly challenging datasets LRS2 [43] and LRS3 [44]. LRS2 contains roughly 142,000 videos of British English in its train and pre-train splits, which amounts to 220 hours of speech by various speakers. In the test set, there are 1,243 videos. The train and pre-train sets of LRS3 comprise 9,000 different speakers, contributing 151,000 videos which are stretched across 430 hours of speech videos. There are 1,452 videos in the test split. The language spoken in LRS3 videos is English but with different accents including non-native ones. We specifically select these in-the-wild datasets, LRS2 and LRS3, for their diverse range of real-world scenarios with variations in lighting conditions, speaker characteristics, speaking styles, and speaker-camera alignment. We train LipVoicer using the pretrain+train splits of LRS2 and LRS3 on each dataset separately, and evaluation is carried out on the full unseen test data splits. Note that both datasets also include transcriptions, but we do not use them for either training or inference.

Metrics Several metrics are used to evaluate the quality and intelligibility of our generated speech and compare it to the baseline methods. As the main goal of speech generation is to create a speech signal that sounds natural and intelligible to human listeners, our focus is on human evaluation measured by the mean opinion score (MOS). We also compare WER using a speech recognition model. For a fair comparison, we use an ASR [42] that is different from the one we used for guidance. Following [36, 45], we measure the synchronization between the generated speech and the matching video with SyncNet [46] scores. Specifically, we report the temporal distance between audio and video (LSE-D), and SyncNet’s confidence scores (LSE-C).

It is worth mentioning that previous studies on lip-to-speech synthesis have presented metrics that we believe are unsuitable for this task, and as a result, we have chosen not to include them in our report. Specifically, they use short-time objective intelligibility (STOI) and perceptual evaluation of speech quality (PESQ). Both metrics are intrusive, namely, are based on a comparison with the clean raw audio signal. While they are valuable for speech enhancement and speaker separation, in speech generation it is not expected, even for a perfect model, to recreate the original audio, for example, due to a variation of the pitch between the original speech and the reconstructed one. Our goal is to generate a speech signal that matches the *video*, and not *the original speech*.

LRS2				
	Intelligibility	Naturalness	Quality	Synchronization
GT	3.35 ± 0.03	3.474 ± 0.03	3.481 ± 0.03	3.534 ± 0.03
LIP2SPEECH [35]	2.794 ± 0.04	2.839 ± 0.04	2.86 ± 0.04	3.08 ± 0.04
VCA-GAN [34]	2.719 ± 0.04	2.763 ± 0.04	2.829 ± 0.04	2.999 ± 0.04
LIPVOICER (OURS)	3.265 ± 0.03	3.353 ± 0.03	3.453 ± 0.03	3.479 ± 0.03

Table 1: LRS2 Human evaluation (MOS).

	LRS3			
	Intelligibility	Naturalness	Quality	Synchronization
GT	3.481 ± 0.04	3.624 ± 0.03	3.428 ± 0.04	3.47 ± 0.04
LIP2SPEECH [35]	2.791 ± 0.04	2.946 ± 0.04	2.711 ± 0.04	2.973 ± 0.04
SVTS [32]	2.989 ± 0.03	3.187 ± 0.03	2.929 ± 0.04	3.045 ± 0.03
VCA-GAN [34]	2.819 ± 0.04	2.951 ± 0.04	2.654 ± 0.04	2.959 ± 0.04
LIPVOICER (OURS)	3.300 ± 0.033	3.511 ± 0.033	3.209 ± 0.036	3.276 ± 0.034

Table 2: LRS3 Human evaluation (MOS).

5.1 Human Evaluation Results

Given 50 random samples from the test splits of LRS2 and LRS3 datasets (each), we used Amazon Mechanical Turk to rate the different approaches and the ground truth. The listeners were asked to rate the videos, on a scale of 1-5, for Intelligibility, Naturalness, Quality, and Synchronization. We note that we observed a non-negligible amount of noise in the scores of the human evaluators. We ameliorated this effect by having a large number (16) of distinct annotators per sample, and by having each annotator score all methods on a specific sample. This ensures that all methods compared are annotated by the exact same set of annotators. We also note that for the SVTS [32] baseline comparison we used generated videos that were sent to us by the authors. As only LRS3 videos were available, we evaluate SVTS only on LRS3.

Tables 1 and 2 depict the MOS results on the LRS2 and LRS3 datasets. LipVoicer outperforms all three baseline methods Lip2Speech, SVTS, and VCA-GAN. Not only that, it is also remarkably close to the ground truth scores. The questionnaire, screenshots of the task, and other implementation details are given in the Appendix.

5.2 Objective Evaluation Results

We further evaluated our method with the Word-Error-Rate (WER) and synchronization metrics. For a fair comparison, we evaluate the WER using the ASR model from [42] that is distinct from the one we use for guidance. For synchronization, we use the pre-trained SyncNet [46] model to evaluate the LSE-C and LSE-D metrics. As a result of the disparity in image shapes between LRS2 and the expected input shape SyncNet was trained on, we refrain from providing synchronization metrics for LRS2. Despite our efforts to mitigate this challenge through image padding to align with SyncNet’s expected input shape, this approach resulted in significant artifacts that adversely impacted SyncNet’s performance across all methods. For SVTS, we report WER and synchronization metrics only for LRS3, since the authors did not open-source their code and only released the generated test files for LRS3. From the WER scores, it is clear that our method significantly improves over competing baselines. It is also clear that this improvement is solely due to the ASR guidance, as without it the WER plunges from 24.1% to 84.9% on LRS3. In addition to generating high-quality content,

	LRS2	LRS3		
	WER ↓	WER ↓	LSE-C ↑	LSE-D ↓
GT	6.1%	2.5%	6.880	7.638
LIP2SPEECH	58.2%	61.7%	5.231	8.832
SVTS	-	75.6%	6.018	8.290
VCA-GAN	95.1%	87.5%	5.255	8.913
LIPVOICER w/o ASR (OURS)	81.2%	84.9%	6.318	8.310
LIPVOICER (OURS)	33.9%	24.1%	6.239	8.266

Table 3: Comparison of LRS2 & LRS3 word error rate (WER) and Lip-Speech Synchronization.

LipVoicer demonstrates commendable synchronization scores, ensuring that the generated speech aligns seamlessly with the accompanying video. Interestingly, the incorporation of text classifier guidance enhances the intelligibility performance while leading to a slight degradation in the LSE-C synchronization metric. We postulate that this observation may occur in cases where the predicted text is significantly different from the ground-truth text.

5.3 Qualitative Results

We present a qualitative comparison between the mel-spectrograms generated by LipVoicer, the baselines, and the ground truth. The results, shown in Fig. 2, demonstrate that even for a relatively long utterance, the mel-spectrogram generated by LipVoicer visibly resembles that of the original video. While all approaches manage to successfully detect the beginning and the end of speech segments, LipVoicer is the only method that generates spectral content that is precisely aligned with the ground truth mel-spectrogram. The baselines, on the other hand, struggle to achieve this level of fidelity. Particularly, they fail to generate pitch information of the speech, which results in an unnatural voice and impairs the naturalness of the speech signal. This comparison provides valuable insights into the capabilities of LipVoicer to generate naturally looking spectrograms that are synchronized with the original video’s mel-spectrograms.

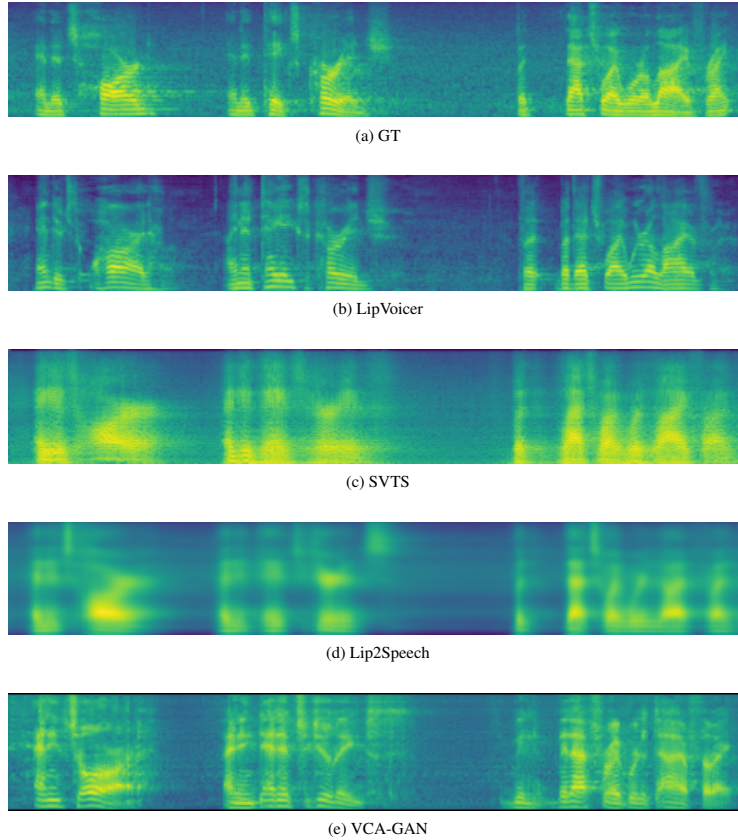


Figure 2: The ground truth mel-spectrogram, and its reconstruction by LipVoicer and the baselines.

5.4 Naturalness-Intelligibility Trade-Off

Another aspect of LipVoicer that should be taken into consideration is the influence of the ASR classifier on the quality of lip-to-speech performance. Occasionally, the speech signal recovered by MelGen, namely without the classifier guidance provided by the ASR, sounds more natural than the one generated by the full scheme, i.e. LipVoicer. In addition, the ASR guidance may lead to synchronization lapses when the predicted text does not significantly overlap with the ground truth text. However, as emerges from the results in Table 3, the inclusion of the ASR guidance has a crucial




Figure 3: The influence of using an ASR for classifier guidance for lip-to-speech with LipVoicer.

impact on the intelligibility of the speech. In particular, it results in an invaluable gain on the WER metric. This trade-off is also depicted in Fig. 3. The mel-spectrogram produced without applying classifier guidance presents smooth transitions. In this context, incorporating the ASR in the inference process degrades the mel-spectrogram, as can be seen by comparing Fig. 3b and Fig. 3c. However, the ASR guidance managed to reconstruct spectral content (right-hand side of the mel-spectrograms) more faithfully with respect to the setup where the ASR guidance is omitted. Consequently, while it may sometimes reduce the speech naturalness, in most cases the generated speech at the output of our method is of high quality, sounds natural, and is intelligible.

6 Limitations and social impacts

LipVoicer is a powerful lip-to-speech method that has the potential to bring about some social impacts. On the positive side, it can help restore missing or corrupt speech in important videos. However, there are also potential drawbacks to consider. The generated speech may introduce the risk of misrepresentation or manipulation. While we use a faithful lip-reading module, “bad-faith actors” can try to inject misleading text. Mitigating this potential risk is an important challenge but beyond the scope of this work.

7 Conclusion

In this paper, we present LipVoicer, a novel method that shows promising results in generating high-quality speech from silent videos. LipVoicer achieves this by utilizing text inferred from a lip-reading model to guide the generation of natural audio. We train and test LipVoicer on multiple challenging datasets comprised of in-the-wild videos. We empirically show that text guidance is crucial to create intelligible speech, as measured by the word error rate. Furthermore, we show through human evaluation that LipVoicer faithfully recovers the ground truth speech and surpasses recent baselines in intelligibility, naturalness, quality, and synchronization. The impressive achievements of LipVoicer in lip-to-speech synthesis not only advance the current state-of-the-art but also paves the way for intriguing future research directions in this domain.

References

- [1] Zhifeng Kong, Wei Ping, Jiaji Huang, Kexin Zhao, and Bryan Catanzaro. Diffwave: A versatile diffusion model for audio synthesis. In *International Conference on Learning Representations*, 2021.
- [2] Heeseung Kim, Sungwon Kim, and Sungroh Yoon. Guided-TTS: A diffusion model for text-to-speech via classifier guidance. In *Proceedings of the 39th International Conference on Machine Learning*, volume 162 of *Proceedings of Machine Learning Research*, pages 11119–11133. PMLR, 17–23 Jul 2022.
- [3] Martin Cooke, Jon Barker, Stuart P. Cunningham, and Xu Shao. An audio-visual corpus for speech perception and automatic speech recognition. *The Journal of the Acoustical Society of America*, 120 5 Pt 1:2421–4, 2006.
- [4] Naomi Harte and Eoin Gillen. Tcd-timit: An audio-visual corpus of continuous speech. *IEEE Transactions on Multimedia*, 17:603–615, 2015.
- [5] T. Afouras, J. S. Chung, A. Senior, O. Vinyals, and A. Zisserman. Deep audio-visual speech recognition. In *arXiv:1809.02108*, 2018.

- [6] Triantafyllos Afouras, Joon Son Chung, and Andrew Zisserman. LRS3-TED: a large-scale dataset for visual speech recognition. *arXiv e-prints*, page arXiv:1809.00496, September 2018.
- [7] Prafulla Dhariwal and Alexander Nichol. Diffusion models beat gans on image synthesis. *Advances in Neural Information Processing Systems (NeurIPS)*, 2021.
- [8] Jonathan Ho and Tim Salimans. Classifier-free diffusion guidance. In *NeurIPS Workshop on Deep Generative Models and Downstream Applications*, 2021.
- [9] Aditya Ramesh, Prafulla Dhariwal, Alex Nichol, Casey Chu, and Mark Chen. Hierarchical text-conditional image generation with clip latents. *arXiv:2204.06125*, 2022.
- [10] Chitwan Saharia, William Chan, Saurabh Saxena, Lala Li, Jay Whang, Emily L Denton, Kamyar Ghasemipour, Raphael Gontijo Lopes, Burcu Karagol Ayan, Tim Salimans, et al. Photorealistic text-to-image diffusion models with deep language understanding. *Advances in Neural Information Processing Systems*, 2022.
- [11] Myeonghun Jeong, Hyeongju Kim, Sung Jun Cheon, Byoung Jin Choi, and Nam Soo Kim. Diff-tts: A denoising diffusion model for text-to-speech. *INTERSPEECH*, 2021.
- [12] Jonathan Ho, Ajay Jain, and Pieter Abbeel. Denoising diffusion probabilistic models. *Advances in Neural Information Processing Systems (NeurIPS)*, 33, 2020.
- [13] Nanxin Chen, Yu Zhang, Heiga Zen, Ron J Weiss, Mohammad Norouzi, and William Chan. Wavegrad: Estimating gradients for waveform generation. In *International Conference on Learning Representations*, 2021.
- [14] Vadim Popov, Ivan Vovk, Vladimir Gogoryan, Tasnima Sadekova, and Mikhail Kudinov. Grad-tts: A diffusion probabilistic model for text-to-speech. In *International Conference on Machine Learning*, 2021.
- [15] Sang-gil Lee, Heeseung Kim, Chaehun Shin, Xu Tan, Chang Liu, Qi Meng, Tao Qin, Wei Chen, Sungroh Yoon, and Tie-Yan Liu. Priorgrad: Improving conditional denoising diffusion models with data-dependent adaptive prior. In *International Conference on Learning Representations*, 2021.
- [16] Karan Goel, Albert Gu, Chris Donahue, and Christopher Ré. It’s raw! audio generation with state-space models. In *International Conference on Machine Learning*, 2022.
- [17] Deepanway Ghosal, Navonil Majumder, Ambuj Mehrish, and Soujanya Poria. Text-to-audio generation using instruction-tuned llm and latent diffusion model. *arXiv preprint arXiv:2304.13731*, 2023.
- [18] Dongchao Yang, Jianwei Yu, Helin Wang, Wen Wang, Chao Weng, Yuexian Zou, and Dong Yu. Diffsound: Discrete diffusion model for text-to-sound generation. *IEEE/ACM Transactions on Audio, Speech, and Language Processing*, 2023.
- [19] Aäron van den Oord, Sander Dieleman, Heiga Zen, Karen Simonyan, Oriol Vinyals, Alex Graves, Nal Kalchbrenner, Andrew Senior, and Koray Kavukcuoglu. Wavenet: A generative model for raw audio. In *9th ISCA Speech Synthesis Workshop*, 2016.
- [20] Jiaqi Su, Zeyu Jin, and Adam Finkelstein. Hifi-gan: High-fidelity denoising and dereverberation based on speech deep features in adversarial networks. In *Interspeech*, 2020.
- [21] Yuxuan Wang, RJ Skerry-Ryan, Daisy Stanton, Yonghui Wu, Ron J Weiss, Navdeep Jaitly, Zongheng Yang, Ying Xiao, Zhifeng Chen, Samy Bengio, et al. Tacotron: Towards end-to-end speech synthesis. *Interspeech*, 2017.
- [22] Yaniv Taigman, Lior Wolf, Adam Polyak, and Eliya Nachmani. Voiceloop: Voice fitting and synthesis via a phonological loop. In *International Conference on Learning Representations*, 2018.
- [23] Nal Kalchbrenner, Erich Elsen, Karen Simonyan, Seb Noury, Norman Casagrande, Edward Lockhart, Florian Stimberg, Aaron Oord, Sander Dieleman, and Koray Kavukcuoglu. Efficient neural audio synthesis. In *International Conference on Machine Learning*, 2018.
- [24] Wei Ping, Kainan Peng, and Jitong Chen. Clarinet: Parallel wave generation in end-to-end text-to-speech. In *International Conference on Learning Representations*, 2018.
- [25] Mikołaj Bińkowski, Jeff Donahue, Sander Dieleman, Aidan Clark, Erich Elsen, Norman Casagrande, Luis C Cobo, and Karen Simonyan. High fidelity speech synthesis with adversarial networks. In *International Conference on Learning Representations*, 2019.

- [26] Rafael Valle, Kevin J Shih, Ryan Prenger, and Bryan Catanzaro. Flowtron: an autoregressive flow-based generative network for text-to-speech synthesis. In *International Conference on Learning Representations*, 2021.
- [27] Zalán Borsos, Raphaël Marinier, Damien Vincent, Eugene Kharitonov, Olivier Pietquin, Matt Sharifi, Olivier Teboul, David Grangier, Marco Tagliasacchi, and Neil Zeghidour. Audioldm: a language modeling approach to audio generation. *arXiv preprint arXiv:2209.03143*, 2022.
- [28] Pingchuan Ma, Stavros Petridis, and Maja Pantic. Visual Speech Recognition for Multiple Languages in the Wild. *Nature Machine Intelligence*, 4:930–939, 2022.
- [29] Bowen Shi, Wei-Ning Hsu, Kushal Lakhota, and Abdelrahman Mohamed. Learning audio-visual speech representation by masked multimodal cluster prediction. In *International Conference on Learning Representations*, 2022.
- [30] Pingchuan Ma, Alexandros Haliassos, Adriana Fernandez-Lopez, Honglie Chen, Stavros Petridis, and Maja Pantic. Auto-avsr: Audio-visual speech recognition with automatic labels, 2023.
- [31] KR Prajwal, Rudrabha Mukhopadhyay, Vinay P Namboodiri, and CV Jawahar. Learning individual speaking styles for accurate lip to speech synthesis. In *Conference on Computer Vision and Pattern Recognition (CVPR)*, 2020.
- [32] Rodrigo Schoburg Carrillo de Mira, Alexandros Haliassos, Stavros Petridis, Björn W. Schuller, and Maja Pantic. SVTS: scalable video-to-speech synthesis. In *Interspeech*, 2022.
- [33] Rodrigo Mira, Konstantinos Vougioukas, Pingchuan Ma, Stavros Petridis, Björn W Schuller, and Maja Pantic. End-to-end video-to-speech synthesis using generative adversarial networks. *IEEE Transactions on Cybernetics*, 2022.
- [34] Minsu Kim, Joanna Hong, and Yong Man Ro. Lip to speech synthesis with visual context attentional gan. *Advances in Neural Information Processing Systems*, 34:2758–2770, 2021.
- [35] Minsu Kim, Joanna Hong, and Yong Man Ro. Lip-to-speech synthesis in the wild with multi-task learning. In *ICASSP 2023-2023 IEEE International Conference on Acoustics, Speech and Signal Processing (ICASSP)*, 2023.
- [36] Wei-Ning Hsu, Tal Remez, Bowen Shi, Jacob Donley, and Yossi Adi. Revise: Self-supervised speech resynthesis with visual input for universal and generalized speech enhancement. *arXiv e-prints*, 2022.
- [37] Ruohan Gao and Kristen Grauman. Visualvoice: Audio-visual speech separation with cross-modal consistency. In *CVPR*, 2021.
- [38] Kaiming He, Xiangyu Zhang, Shaoqing Ren, and Jian Sun. Deep Residual Learning for Image Recognition. In *Proceedings of 2016 IEEE Conference on Computer Vision and Pattern Recognition*, CVPR ’16, pages 770–778. IEEE, June 2016.
- [39] Pingchuan Ma, Brais Martínez, Stavros Petridis, and Maja Pantic. Towards practical lipreading with distilled and efficient models. In *IEEE International Conference on Acoustics, Speech and Signal Processing, ICASSP 2021, Toronto, ON, Canada, June 6-11, 2021*, pages 7608–7612. IEEE, 2021.
- [40] Ningning Ma, Xiangyu Zhang, Hai-Tao Zheng, and Jian Sun. Shufflenet v2: Practical guidelines for efficient cnn architecture design. In *Computer Vision – ECCV 2018*, pages 122–138, 2018.
- [41] Maxime Burchi and Radu Timofte. Audio-visual efficient conformer for robust speech recognition. In *Proceedings of the IEEE/CVF Winter Conference on Applications of Computer Vision (WACV)*, pages 2258–2267, January 2023.
- [42] Anmol Gulati, James Qin, Chung-Cheng Chiu, Niki Parmar, Yu Zhang, Jiahui Yu, Wei Han, Shibo Wang, Zhengdong Zhang, Yonghui Wu, and Ruoming Pang. Conformer: Convolution-augmented transformer for speech recognition, 2020.
- [43] T. Afouras, J. S. Chung, A. Senior, O. Vinyals, and A. Zisserman. Deep audio-visual speech recognition. In *arXiv:1809.02108*, 2018.
- [44] Triantafyllos Afouras, Joon Son Chung, and Andrew Zisserman. Lrs3-ted: a large-scale dataset for visual speech recognition. *ArXiv*, abs/1809.00496, 2018.

- [45] Michael Hassid, Michelle Tadmor Ramanovich, Brendan Shillingford, Miaosen Wang, Ye Jia, and Tal Remez. More than words: In-the-wild visually-driven prosody for text-to-speech. *2022 IEEE/CVF Conference on Computer Vision and Pattern Recognition (CVPR)*, pages 10577–10587, 2021.
- [46] J. S. Chung and A. Zisserman. Out of time: automated lip sync in the wild. In *Workshop on Multi-view Lip-reading, ACCV*, 2016.
- [47] Davis E. King. Dlib-ml: A machine learning toolkit. *Journal of Machine Learning Research*, 10(60):1755–1758, 2009.
- [48] Daniel S. Park, William Chan, Yu Zhang, Chung-Cheng Chiu, Barret Zoph, Ekin D. Cubuk, and Quoc V. Le. Specaugment: A simple data augmentation method for automatic speech recognition, 2019.

A Full Implementation Details

In this section, we provide full details on the preprocessing, hyperparameters and architectures used for LipVoicer. Our implementation was written in PyTorch, and we used 4 NVIDIA GeForce RTX 2080 Ti for our experiments.

A.1 Video Preprocessing

The output of the preprocessing step of a silent talking-face video is a single face image and a mouth crop video. The latter is used by the lip-reading network, while both components are fed into the MelGen module. We use 25 fps videos. The face image is randomly chosen from the full-face video frames. The image is resized to the resolution of 224×224 . During training, brightness and color augmentations are applied as well. The mouth crop video is created by detecting and tracking 68 facial landmarks using dlib [47]. The faces detected in the frames are then aligned to a mean reference face using a similarity transformation which removes rotation and scale differences. Next, a 96×96 mouth region is cropped from each frame to form the mouth crop video. The last step is the conversion to a gray-scale video. In the training stage, a random 88×88 crop is taken from the lip video and then horizontally flipped with probability 0.5. At inference time, we take a center 88×88 crop without flipping.

A.2 Audio Preprocessing

In LipVoicer, we need mel-spectrograms of real speech signals for training MelGen and the vocoder. They were computed by applying the following steps. First, 16KHz speech signals were extracted from the training videos of the benchmark datasets and normalized to have a maximum magnitude of 0.9. Subsequently, the short time Fourier transform (STFT) for all experiments was calculated with window size and discrete time Fourier transform (DTFT) length of 640 samples. The hop size between two successive windows was 160 samples. The STFT magnitude was used to compute 80 mel frequencies with 20Hz and 8KHz being the lowest and highest frequencies, respectively. The result was clipped to have a minimum value of $1e-5$. The logarithm function was applied to compress the dynamic range. Finally, we linearly mapped the output of the previous step to roughly be in $[-1, 1]$ by using the global minimum and maximum values across the entire training split.

A.3 Architecture

A.3.1 MelGen

Backbone. The backbone architecture for MelGen is identical to DiffWave [1] but we change several parameters. Using the notations from [1], the diffusion process has $T = 400$ steps. We set $\beta_1 = 0.0001$ and $\beta_T = 0.02$, and use a linear noise schedule. The number of input and output channels is fixed to 80, to match the number of mel-spectrogram frequencies. We use 12 residual layers with 512 residual channels, and the dilation factor was set to 1 for all residual layers. We base our backbone architecture on the publicly available implementation¹ of DiffWave, released by the authors of [16].

Conditioner. As mentioned, the video embedding serves as the conditioner for MelGen. The face image analysis network takes in a 224×224 image and comprises a ResNet-18 backbone with the last two layers scrapped, followed by a fully-connected layer which outputs a $D_f = 128$ dimensional embedding vector. The lip motion analysis network receives a 88×88 mouth crop of N consecutive frames. It consists of a 3D-convolutional layer with a $5 \times 7 \times 7$ kernel, followed by a ShuffleNet-V2 [40] network and then a TCN. Full details can be found in [39]. The output of the TCN takes the dimension $N \times D_m$ where $D_m = 512$. The face embedding is replicated N times and concatenated to the lip motion embedding, such that the ultimate video embedding \mathbf{v} has the size of $N \times 640$. Similarly to [1], we upsample the time axis of the video embedding by applying two layers of 2D convolutions. As each mel-spectrogram frame comprises 160 new samples, the audio sample rate is 16KHz and videos are sampled at 25 fps, we set the upsampling factor of each convolution layer to 2. Under this choice, the overall upsampling factor amounts to 4 which aligns the time resolution of the mel-spectrogram and the video.

¹<https://github.com/albertfgu/diffwave-sashimi>

Training. During training, MelGen generates mel-spectrograms covering 1 second conditioned on the matching video with the equivalent number of frames. It translates to 100 mel-spectrogram frames and hence the video comprises $N = 25$ frames. Note that at inference time, since the DiffWave backbone is based on convolutional layers, we take a video of an arbitrary number of frames. In our experiments, we managed to generate high-quality speech signals which were 18 seconds long. MelGen is trained with L_1 loss on the diffusion noise prediction, without any additional loss terms. We trained on 1,000,000 mini-batches of 16 videos and used Adam optimizer with learning rate of $2e - 4$ without scheduling. For the classifier-free guidance mechanism, we follow [8] by setting the dropout probability on the conditioning to 0.2. The null tokens for the face image and the lip motion video when the conditioning is dropped are randomly drawn in advance from a normal distribution.

A.4 ASR Classifier

As mentioned, [41] was deployed as the ASR for guiding MelGen through the classifier guidance mechanism. We used the publicly available code and the pre-trained model released by the authors of [41], which was trained on the LRW, LRS2, and LRS3 datasets. In order to adapt their implementation to be compatible with LipVoicer, we added a diffusion time step embedding to the conformer blocks. The computation of the time step embedding is identical to [1], i.e. we use the same positional encoding and two fully-connected layers which are shared across all conformer blocks. Each conformer applies an additional layer-specific fully-connected layer, and the result is summed with the input to the conformer block. In addition, since for LipVoicer, the ASR classifier receives mel-spectrograms noised by the diffusion process, we remove the mel-spectrogram and SpecAugment [48] layers from the original implementation of the ASR. We finetune our modified ASR on the train+pretrain splits of LRS2 and LRS3 using connectionist temporal classification (CTC) loss, where the input is a mel-spectrogram from the training splits noised by the diffusion process and the target is the ground truth text. We used Adam optimizer with learning rate $1e - 4$ and akin to [41], we used batch size of 256 videos via mini-batches of size 64 and 4 accumulated steps.

A.5 Vocoder

We adopt DiffWave [7] as our vocoder (converting mel-spectrograms to speech signals). We use the conditional variant of DiffWave with $T = 50$ (DiffWave_{BASE}) without changing the parameters of the architecture. We train the vocoder on 1,000,000 mini-batches with batch size 16 with a learning rate of $2e - 4$ without scheduling on audio taken from the training split of LRS3 only.

B Results for GRID Dataset

In this section, we evaluate LipVoicer on the GRID dataset [3]. GRID is an audio-visual dataset comprising 33 speakers, where each speaker contributes 1,000 utterances. We adhere to the data split dictated by the lip-reading network [28]. Since the code implementation for SVTS [32] is not publicly available and the implementation for Lip2Speech [35] required significant modifications, we compare only to VCA-GAN [34]. We evaluate in terms of MOS using the unseen split², where 29 speakers are used for training and the rest (subjects 1,2, 20, 22) are reserved for the test split.

We randomly select a total of 50 samples from 4 different unseen speakers. Each sample is ranked by 16 unique raters for quality, synchronization, intelligibility, and naturalness, on a scale from 1 to 5. The MOS scores are presented in Table 4. While VCA-GAN managed to achieve good synchronization between the generated audio and the video, LipVoicer outperforms it on all other MOS benchmarks. In particular, we achieve a high level of naturalness and quality and the overall performance is very close to the ground truth speech scores. Audio samples which were *randomly* chosen can be found at <https://lipvoicer.github.io/supp.html>.

C Generating Full Datasets

In the course of our experiments, we noticed that different choices of hyperparameters influenced the quality of the reconstructed speech. In particular, the hyperparameters of LipVoicer are the values

²https://github.com/mpc001/Visual_Speech_Recognition_for_Multiple_Languages/tree/master/benchmarks/GRID/labels

	GRID			
	Intelligibility	Naturalness	Quality	Synchronization
GT	3.312 ± 0.05	3.649 ± 0.04	3.598 ± 0.04	3.688 ± 0.04
VCA-GAN [34]	3.113 ± 0.05	3.241 ± 0.06	3.19 ± 0.05	3.467 ± 0.05
LIPVOICER (OURS)	3.241 ± 0.05	3.501 ± 0.05	3.484 ± 0.04	3.569 ± 0.04

Table 4: GRID Human evaluation (MOS).

of ω_1, ω_2 and t_{ASR} , where the latter denotes the diffusion time step of MelGen in which we start to apply the classifier guidance mechanism. When the ASR guidance was taken into account right from the start ($t_{ASR} = 400$), it led to degraded results. By using a hyperparameter grid search and listening tests, we eventually chose:

- $\omega_1 = 2, \omega_2 = 1.5, t_{ASR} = 270$ for LRS3.
- $\omega_1 = 1.8, \omega_2 = 1.7, t_{ASR} = 230$ for LRS2.
- $\omega_1 = 2.6, \omega_2 = 0.7, t_{ASR} = 300$ for GRID.

D Protocol for MOS Evaluation

We used the Amazon Mechanical Turk (AMT) platform to compare the different baseline methods to ours. Participants were asked to rate the videos, on a scale of 1-5, for Intelligibility, Naturalness, Quality, and Synchronization. Fig. 4 shows the task interface, where we simultaneously display to a single annotator the samples generated by (i) LipVoicer (ii) SVTS (iii) VCA-GAN (iv) Lip2Voice, as well as the (v) ground-truth video for calibration. The *order* of the methods is randomized from sample to sample to avoid bias. Each sample is evaluated by 16 distinct annotators. Having each annotator score all methods on a specific sample ensures that all methods compared are annotated by the exact same set of annotators. We take 50 random samples from the test splits of each dataset, LRS3, and LRS2.

The instruction for the task read as follows: *Intelligibility* evaluates how clear words in the synthetic speech sound. In other words, Can you understand the content easily? *Naturalness* evaluates how natural the speech is, compared to the actual human voice (e.g. synthetic speech might sound metallic or distorted). We say the sample is *synced* if there is no time lag between the video and the audio. Finally, *Quality* is the overall quality score for the speech signal given by the rater.

Instructions ✕ Please read the full instructions before answering.

Use the sliders to rank the following 5 videos on a scale of 1 to 5 (1 - Low, 5 - High).

Read the task carefully and inspect the video.

Intelligibility evaluates how clear words in the synthetic speech sounds. In other words, **Can you understand the content easily?**

Naturalness evaluates how natural the speech is, compared to the actual human voice (e.g. synthetic speech might sound metallic or distorted).

Synced - If there is no time lag between the video and the audio, they are synced.

[More Instructions](#)

1. Rank the **audio quality**.
 2. How **intelligible** is the speech?
 3. How **synced** are the audio and the video?
 4. How **natural** is the speech?

Figure 4: MOS evaluations. Participants rank the samples generated by VCA-GAN [34], SVTS [32], LIP2SPEECH [35], and LIPVOICER (OURS), and the ground-truth. The order of appearance is randomized.

Source of text / Lip-Reader	Training dataset split	Intelligibility	Naturalness	Quality	Synchronization
Ground-Truth Text	train	3.080 ± 0.09	3.253 ± 0.1	3.027 ± 0.09	3.220 ± 0.09
Ground-Truth Text	train + pretrain	2.927 ± 0.09	3.193 ± 0.1	3.067 ± 0.09	3.000 ± 0.09
AV-HUBERT [29]	train	3.160 ± 0.09	3.193 ± 0.09	3.133 ± 0.09	3.247 ± 0.09
AV-HUBERT [29]	train + pretrain	3.133 ± 0.09	3.147 ± 0.09	2.973 ± 0.09	3.207 ± 0.09
MA [30]	train	3.120 ± 0.09	3.307 ± 0.09	3.200 ± 0.09	3.287 ± 0.08
MA [30]	train + pretrain	3.040 ± 0.09	3.273 ± 0.09	3.140 ± 0.09	3.207 ± 0.09

Table 5: Ablation Study on LRS3 dataset.

E Ablation Study

We wish to test the influence of two factors on the performance of LipVoicer. The first factor is the amount of training data, which entails a larger vocabulary. For LRS2 and LRS3, the vocabulary of the pretrain split is 2-3 times larger than the train split vocabulary. The second factor that we examine is how the WER of lip-reading network with respect to the ground truth text affects the performance of LipVoicer. To this end, we conduct a MOS evaluation on LRS3 that compares LipVoicer which was trained on one of the following options: train+pretrain splits or the train split only. In addition, we test LipVoicer coupled with the following lip-reading networks and WER rates: (1) the ground-truth text (2) MA [30], achieving 19.1% and (3) AV-HUBERT [29], scoring 26.9%.

For the ablation study, we randomly select 50 samples from the LRS3 test split and assign three different annotators per sample. Participants are presented with all methods at once when the order of appearance is randomized between samples (see Fig. 4). The average scores are presented in Table 5, and seem to indicate that all methods have similar performance and that LipVoicer is robust to utilizing different candidates for lip-reading. We opted to choose MA as our lip-reader since it has lower WER compared to AV-HUBERT. We chose training on the train+pretrain splits as the leading option for LipVoicer since it achieved WER of 24.1% whereas training on the train split resulted in WER of 28.1%.