

---

# Understanding the Effectiveness of Early Weight Averaging for Training Large Language Models

---

Sunny Sanjal  
UT Austin

Jean Kaddour  
UCL

Abhishek Kumar  
Google DeepMind

Sujay Sanghavi  
UT Austin

## Abstract

Training LLMs is expensive, and recent evidence indicates training all the way to convergence is inefficient. In this paper, we investigate the ability of a simple idea – checkpoint averaging along the trajectory of a training run – to improve the quality of models before they have converged. This approach incurs no extra cost during training or inference. Specifically, we analyze the training trajectories of Pythia LLMs with 1-12 billion parameters and demonstrate that, particularly during the early-mid stages of training, this idea accelerates convergence and improves both test and zero-shot generalization. Loss spikes are a well-recognized problem in LLM training; in our analysis we encountered two instances of this in the underlying trajectories, and both instances were mitigated by our averaging.

For a 6.9B parameter LLM, for example, our early weight averaging recipe can save up to 4200 hours of GPU time, which corresponds to significant savings in cloud compute costs.

## 1 Introduction

Large language models (LLMs) have made a significant leap from billion-parameter models [4] to trillion-parameter models [27], which renders their training procedures expensive and compute-hungry. Finding efficient LLM training recipes remains a very active research direction. Very recently [16, 10] it has been observed that seeking convergence during LLM training may not be a compute-efficient training practice; understanding early stopping and improving the resulting early-stopped performance is thus of interest.

In large-model training, it is common to save intermediate checkpoints (ICs) – model states saved at certain intervals before final model convergence. Recent work [13] indicates that, for smaller models only, averaging these checkpoints – in a sliding window fashion – along the training trajectory pre-convergence can significantly boost test performance; this approach has been referred to as latest weight averaging (LAWA) [13]. In this paper we aim to understand if this phenomenon continues to hold for LLM training. Throughout the paper we will refer to our approach as LAWA and early weight averaging interchangeably.

**Main Contributions.** We investigate the effectiveness of LAWA for training moderate to large language models. We use ICs of four different LLM models (of sizes 1B, 2.8B, 6.9B and 12B) from the Pythia suite [2]. We evaluate the test performance of the resulting (derived) checkpoints using perplexity on held out (validation/test) datasets and zero-shot performance on academic question-answering and knowledge assessment tasks. Our findings are

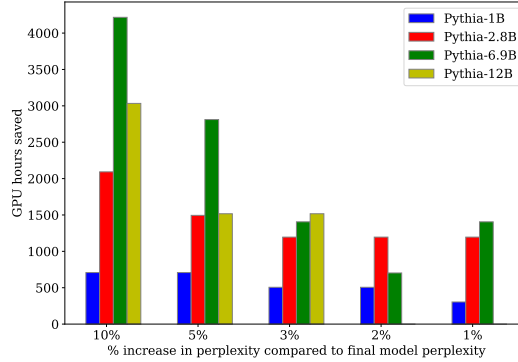


Figure 1: LAWA saves significant amount of GPU hours compared to original training protocol. We compare the savings in GPU hours as a function of increase in final perplexity, i.e. perplexity achieved at 141K training step by the original checkpoint. This plot is created using a held out set from the training subset PILE-philosophy papers. The training trajectories of Pythia-LLMs can be seen in Figures 2-5.

1. Averaged checkpoints derived using LAWA show improved test generalization throughout the training trajectory starting at 21K training steps, for all the model sizes we investigated. This leads to substantial savings in terms of GPU hours. The improvements are more pronounced during early-mid training regime. This effect is also more pronounced for the moderate sized models (Pythia-1B and Pythia-2.8B) and less for the larger models (Pythia-6.9B and Pythia-12B) – see Figures 2-5.
2. We assess the performance of all four model checkpoints, obtained via the LAWA methodology, in a zero-shot setting. Notably, all evaluated checkpoints across different model scales surpass their original counterparts while requiring less training, as depicted in Table 2.
3. In our experiments, we observed two instances of spiked degradation in test performance for the native trajectories, but the corresponding weight-averaged trajectories did not display this spiking behavior (refer Figure 4).
4. Additionally we perform a preliminary investigation of early weight averaging for a diffusion model for image generation (specifically, a 422M sized UNet model trained with the standard DDPM objective [9]). We observe thematically similar improvements (evaluated by the FID metric) as shown in Figure 6.

**Paper outline.** The remainder of this paper is structured as follows: Section 2 positions our approach relative to previous works. Following that, we detail our method and experimental setup in Section 3 and Section 4 respectively. In Section 5, we present our main results and some insights into the functioning of LAWA. Thereafter, we discuss the relevant ablations in Section 6 and provide some preliminary intuitions in Section 7. Finally, we conclude the paper with a discussion of the limitations of our work, potential directions for future research, and a summary of our conclusions.

## 2 Related works

**Weight Averaging (WA)** has been studied and employed since the 1960s, predominantly in simple linear [18] and convex settings [24, 22]. Recent WA approaches in deep learning can be broadly classified into two categories, first, approaches that simultaneously trains multiple models with different hyperparameters [35, 26, 12, 25] to later average these weights for better generalization. Second, approaches focusing on improving generalization of the final model or models close to convergence [31, 11, 1, 38, 3, 15]. Stochastic WA (SWA) [11] employs a similar technique of averaging checkpoints along training trajectories, but focuses on checkpoints in close proximity to convergence, using a constant or cyclic learning rate schedule. The primary focus of this study is to examine the impact of early averaging along the training trajectory, as opposed to averaging models trained with different hyper-parameters or converged models to improve final test performance.

Model Size	Layers	Hidden Size	Heads	Learning Rate	Equivalent Models
1.0 B	16	2048	8	$3.0 \times 10^{-4}$	—
2.8 B	32	2560	32	$1.6 \times 10^{-4}$	GPT-Neo 2.7B, OPT-2.7B
6.9 B	32	4096	32	$1.2 \times 10^{-4}$	OPT-6.7B
12 B	36	5120	40	$1.2 \times 10^{-4}$	—

Table 1: Overview of a subset of models and their architecture from the Pythia suite [2] used in our experiments. The model nomenclature is pythia-xx with model size. Models marked as “equivalent” have the same architecture and number of non-embedding parameters.

Sandler et al. [29] study the relationship between WA and learning rates, demonstrating that WA can simulate a lower learning rate.

**LLM Training.** Recently some open source models [39, 2] and its intermediate checkpoints were made publicly available to support open source LLM initiatives. In a recent similar work [37], authors have analyzed the training trajectories of OPT [39] models across various different model sizes utilizing intermediate checkpoints. Here we make use of the open source Pythia suite [2] and analyze the original training trajectories through intermediate checkpoints of models of different sizes. However, the core focus of our work is to study performance gains of ICs.

### 3 Latest Weight Averaging Algorithm

In Latest Weight Averaging (LAWA) [13], we uniformly average checkpoints within a moving window with a predetermined window size. Overall we perform LAWA throughout the training trajectory very early on during training, hence we also call our method early weight averaging. This setting is inspired by recent work [16, 10], which has shown that training LLM until convergence is not efficient.

Previous work [13] has primarily explored averaging early-mid convergence in a limited setting using smaller models, without an in-depth exploration of the technique. In this paper we delve further into billion parameter LLMs and an image generative diffusion model. Additionally, we also provide new results in zero-shot setting, evaluation stability in the face of loss spikes during training, and preliminary insights into the correlation of LAWA with different learning rates in both convex and non-convex scenarios in Section 7.

LAWA runs a moving window at a predetermined interval to collect  $k$  latest checkpoints on sequence of saved checkpoints  $\theta_t$ . The LAWA derived checkpoints are computed as  $\theta_t^{\text{LAWA}} := \frac{1}{k} \sum_{s=t-k}^t \theta_s$  where  $\theta_t$  the original checkpoints are created several steps apart in the training process.

---

#### Algorithm 1 Pytorch-style pseudocode of LAWA

---

```
def LAWA(ckpts, interval, k, k_stepsize):
    # ckpts: list of checkpoints
    # k: number of checkpoints to average
    # k_stepsize: distance in training steps between checkpoints
    averaged_ckpts = []
    for i in range(0, len(ckpts), interval):
        start_idx = i - k
        end_idx = i - 1
        # select last k checkpoints
        # with k_stepsize between each checkpoint.
        selected_ckpts = ckpts[end_idx-k+1:end_idx+1:k_stepsize]
        avg = average(selected_ckpts)
        averaged_ckpts.append(avg)
    return averaged_ckpts
```

---

## 4 Experimental Setup

**Pythia Checkpoints** We investigate four different sizes of GPT-style decoder only autoregressive LLMs publicly available in the Pythia suite [2]. Specifically we report results on Pythia-1B, Pythia-2.8B, Pythia-6.9B, and Pythia-12B; Table.1 summarizes the details of these models. For our experiments, we use intermediate model checkpoints; saved after every 1000 update steps.

Biderman et al. [2] train these models on the PILE dataset [7], a publicly available, curated collection of English text corpus of size 800GB. The original PILE dataset is curated using 5 different genres of data namely, academia, internet, prose, dialogue and miscellaneous. The PILE dataset contains 300 billion tokens prior to deduplication, and this number reduces to 207 billion tokens after the deduplication process. Our experiments uses Pythia models trained with PILE-deduped dataset, as such models tend to memorize less [19]. The batch size for all the Pythia models was set at 2.09 million tokens and the learning rate was scaled following [39].

**Evaluation** Our experiments aim to analyze the original training trajectories of Pythia LLMs and demonstrate the improvements achieved in test generalization using LAWA methodology. Moreover we also present results on zero-shot evaluation using Lambada Openai [23], SciQ [34] and AI2 Reasoning Challenge-easy (ARC-e) [5] and Wikitext [20]. Our zero-shot framework evaluates academic question answering, knowledge based evaluation. We evaluate 4 Pythia LLMs using the intermediate model checkpoints on a subset of the test and validation dataset following the methodology prescribed by [37]. For the purpose of evaluation we use the open source library `lm-evaluation harness`<sup>1</sup>.

We select representative subsets from the diverse genres encompassed by the full PILE validation and test dataset. This subset comprises PILE-philosophy papers, PILE-bookcorpus2, PILE-YouTube subtitles, PILE-Enron emails, and PILE-DeepMind mathematics dataset. Due to compute constraints, we evaluate the Pythia-12B checkpoints with PILE-philosophy papers, PILE-bookcorpus2, PILE-YouTube subtitles and PILE-Enron emails (refer Figure 5).

For both the test generalization and zero-shot experiments, we evaluate model checkpoints trained starting 21K steps to 141K steps (recall that subsequent checkpoints are 1K steps apart). Moreover, we choose to slide the averaging window at 3K steps (i.e.  $\text{interval} = 3K$ ) and average last  $k$  intermediate checkpoints as discussed in LAWA algorithm (refer Algorithm 1). Our selection of LAWA parameters such as  $k = 5$  and start step =21K are based on the observations discussed in Section 6 and Appendix A.

In the context of zero-shot evaluation, we provide a natural language description of the downstream task, along with a textual example. The models then generate responses that are either open-ended or discriminatively select a proposed answer. This evaluation setup serves as a robust academic benchmark, as it assesses Pythia models of various scales on reasonably large PILE subsets and downstream datasets, both in terms of test performance and zero-shot generalization.

## 5 Results

### 5.1 Improved Test Generalization and Convergence Speed

Figures 2 and 3 illustrate that the checkpoints derived using LAWA demonstrate better test generalization than the checkpoints saved during original training for Pythia-1B and Pythia-2.8B models i.e. (moderate size LLMs). Next from Figures 4 and 5, we observe significant improvements in test generalization during early-mid training regime and minor improvements towards the end for both Pythia-6.9B and Pythia-12B models. All the LLMs under consideration, have achieved lower perplexity with lesser training steps compared to original training trajectory, thereby saving significant amount of GPU hours, subsequent training costs and ingested training data. The savings are computed based on Table 3 in appendix. Note that for some datasets (e.g., Enron Emails), we observe stagnant performance towards the end of the trajectory. This observation may raise the question of whether to perform well on them, the amount of pre-training tokens can be significantly reduced [14, 33, 21]. Additionally, LAWA proves beneficial in situations where training such or similar models from

<sup>1</sup><https://github.com/EleutherAI/lm-evaluation-harness>

scratch is necessary but can only be conducted over a limited number of training steps due to strict compute budgets.

To analyze the phenomenon wherein moderate size LLMs exhibit higher gains compared to their larger counterparts in test performance across both early-mid and final training trajectories, we delve into the Pythia suite’s training methodologies. The authors of Pythia suite [2] report that they have used an exceptionally large batch size (2M tokens) and learning rate for Pythia-1B and Pythia-2.8B models to expedite the convergence, operating under the principle that “*doubling the batch size halves the training time*”. Further supporting this strategy, Goyal et al. [8] has previously argued that larger batch sizes necessitate larger learning rates for efficient training. Consequently, the Pythia-1B and Pythia-2.8B models have been trained with higher learning rates than those typically used with equivalent LLMs. To put this in perspective Pythia-1B is trained with  $2 \times$  batch size and  $1.5 \times$  learning rate compared to a slightly bigger 1.3B OPT [39] and Cerebras-GPT [6] models with equivalent architecture. Similarly Pythia-2.8B model utilized  $2 \times$  batch size along with the same learning rate compared to 2.7B OPT model, and  $2 \times$  batch size with  $0.8 \times$  learning rate compared to 2.7B Cerebras-GPT model. For the larger Pythia models, such as Pythia-6.9B and Pythia-12B, learning rates are reduced to  $1.2 \times 10^{-4}$  while maintaining the batch sizes to 2M tokens, in line with prior works.

**Higher Learning rates facilitate LAWA.** Drawing on the aforementioned background, we conjecture that the pronounced improvements seen in moderate-sized Pythia models may be attributed to the deployment of large batch sizes combined with high learning rates. Conversely, we posit that lesser gains in larger Pythia models compared to their smaller counterparts is observed as learning rates are scaled down for these particular models. Additionally, we believe that the pronounced gains during the initial and middle phases of training across all Pythia models under consideration are likely a result of higher learning rates used in the beginning-mid stages of training, which were later decayed to a one-tenth of the peak value. This result is in line with Sandler et al. [29], who argue that weight averaging combined with high learning rates speeds up the convergence in slow coordinates while reducing the stationary distribution for fast coordinates. To empirically investigate the interplay between checkpoint averaging and learning rates in influencing test generalization during training, we undertake small-scale experiments using PreAct Resnet-18, detailed in Section 7. Due to computational limitations, we were unable to retrain the Pythia models.

## 5.2 Mitigation of Loss Spikes during Evaluation

Some recent works [16, 39, 32, 6, 36] report loss spikes—brief degradations in the performance along a training trajectory when scaling up the model size, batch size, and learning rate. In our model evaluations, we observe two perplexity spikes (refer to Figure 4, both in the Pythia-6.9B model. Interestingly, we find that LAWA mitigates the spikes during evaluation quite effectively. This can be intuitively explained by the **smoothing effect** – average out the outliers to fit the trend – resulting from averaging checkpoint weights over a range of steps that are far apart. It is to note that since we have sampled the checkpoints at an interval of 3K for LAWA, we may have inadvertently overlooked some checkpoints exhibiting loss spikes in models other than Pythia-6.9B.

## 5.3 Improved Zero-shot performance

LAWA improves the zero-shot performance in several ways. First, we observe that zero-shot performance of early-mid checkpoints (24K, 36K, 48K, 60K) achieves higher performance almost consistently throughout LLM checkpoints regardless of the scale as shown in Table 2. For instance, the Pythia-1B checkpoint derived using LAWA evaluated at 24K steps on Lambada openai task achieves higher accuracy than the original checkpoint evaluated at 48K step.

We note that the checkpoints derived using LAWA also exhibit improvements in the later stages of training (105K, 141K) on the majority of tasks, as underscored by the bolded numbers in Table 2. Moreover, we consistently witness gains until 105K steps across all models, which constitutes approximately 75% of the total training steps. Therefore our recipe proves to be beneficial in a compute optimal LLM training scenario where early stopping is employed at 75% of total training. In a surprising observation, we find that our LAWA derived checkpoints of Pythia-6.9B reach the final accuracy/perplexity on multiple downstream tasks considerably earlier, specifically at the 105K step mark. Intuitively, we know that higher zero-shot perform on various different downstream

Models	Steps	Lambda openai		SciQ		WikiText(↓)		ARC-easy	
		LAWA	Original	LAWA	Original	LAWA	Original	LAWA	Original
Pythia-1B	24 K	46.96	42.60	82.5	82.9	20.11	21.38	53.45	51.89
	36 K	48.52	45.26	84.8	83.9	19.02	20.17	54.88	52.78
	48 K	50.32	46.85	84.6	84.3	18.34	19.33	54.50	54.25
	60 K	50.77	47.00	84.6	84.4	17.91	18.82	55.18	54.50
	105 K	57.84	56.39	86.1	86.3	16.83	17.12	56.77	56.27
	141 K	<b>58.99</b>	58.68	86.7	87.6	<b>16.50</b>	16.71	<b>58.33</b>	58.16
Pythia-2.8B	24 K	61.5	58.2	84.0	83.5	16.31	17.25	58.2	57.3
	36 K	63.4	60.3	86.1	86.7	15.17	16.00	60.5	58.9
	48 K	63.5	61.9	86.5	85.6	14.60	15.37	61.4	60.6
	60 K	64.3	63.8	86.8	86.3	14.17	14.87	62.7	62.1
	105 K	64.77	63.14	87.7	87.4	12.91	13.08	63.67	63.04
	141 K	<b>65.47</b>	65.26	<b>88.8</b>	88.6	<b>12.59</b>	12.70	<b>64.68</b>	64.56
Pythia-6.9B	24 K	61.9	58.5	86.3	84.8	15.63	16.48	60	59
	36 K	63.5	54.8	88.7	86.5	14.41	17.50	62.0	60.0
	48 K	65.8	62.3	88.7	88.0	13.55	14.25	63.7	62.9
	60 K	67.1	64.6	88.6	89.0	13.04	13.61	64.1	62.9
	105 K	<b>68.05</b>	67.78	<b>91.1</b>	91.2	11.92	12.07	<b>67.88</b>	67.08
	141 K	<b>69.08</b>	68.85	<b>92.0</b>	91.7	<b>11.61</b>	11.70	<b>68.13</b>	67.80
Pythia-12B	24 K	61.5	60.6	85.8	86.2	15.07	15.64	62.9	61.0
	36 K	65.5	63.6	88.0	88.0	14.02	14.26	65.4	63.8
	48 K	66.8	65.4	89.7	88.8	13.09	13.35	66.4	65.1
	60 K	67.8	66.2	90.3	90.5	12.54	12.76	67.3	60.1
	105 K	<b>71.06</b>	70.65	91.6	91.9	11.17	11.33	69.78	69.31
	141 K	<b>71.56</b>	71.00	<b>92.8</b>	92.3	<b>10.84</b>	10.91	70.58	70.74

Table 2: LAWa improves zero shot performance on academic question answering and knowledge assessment downstream tasks starting very early on in the training. The checkpoints derived using LAWa requires less steps to reach higher zero-shot performance than the checkpoints derived using original training protocol. We indicate the scores in bold font when the performance of LAWa surpasses the final score (at 141K steps) obtained using the original training protocol or achieves comparable performance significantly earlier, specifically at 105K steps.

tasks is associated with low perplexity in language modelling during training, a correlation that is mathematically substantiated [30]. Therefore, all the observations we made in the earlier Section 5.1 naturally apply to zero-shot performance as well.

#### 5.4 Diffusion models

We also experiment with image diffusion models to gauge the effectiveness of LAWa on generative models beyond language. The underlying model is a 422M parameter UNet [28, 9] trained with  $\epsilon$ -prediction objective and standard cosine schedule as proposed in [9] on ImageNet 128x128 dataset. The model was trained with Adam [17] optimizer using a learning rate of 1e-4. Figure 6 shows the FID on the evaluation set for the baseline checkpoints and LAWa averaging over the baseline checkpoints. Note that the baseline checkpoints themselves are obtained using the Exponential Moving Average (EMA) with decay rate of 0.9999 over the training trajectory, following the standard practice in training diffusion models. It is noteworthy that LAWa checkpoint averaging improves the FID over the already EMA’ed checkpoints. We defer a more thorough empirical investigation of LAWa for the family of diffusion models to future work.

## 6 Ablations

We perform ablations to better understand the interplay between the performance of number of checkpoints to be averaged  $\theta_t^{\text{LAWa}}$  with varying  $k$  and the averaging frequency  $\nu$ . For ablations as shown in Section 6 we have employed Pythia-1B model with held-out subset of PILE-bookcorpus2.

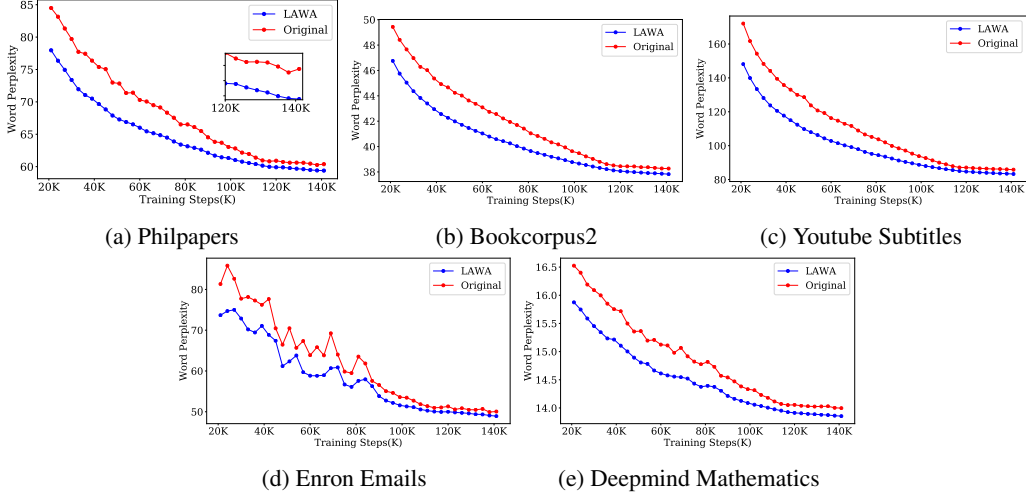


Figure 2: **LAWA speeds up convergence for Pythia-1B on subset of tasks from the original pretraining dataset i.e. PILE** Starting from top left we have presented the original and the LAW A training trajectories for 5 different tasks from PILE namely philpapers, bookcorpus2, youtube subtitles, enron emails and dm-mathematics.

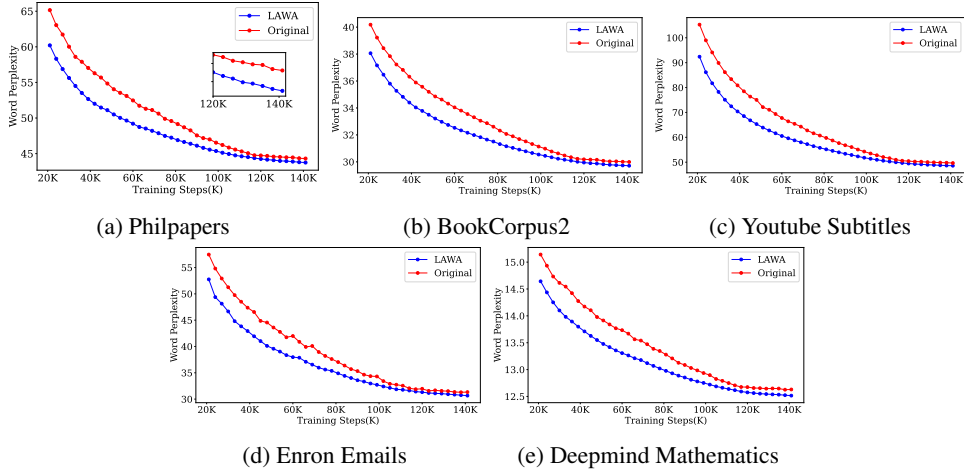


Figure 3: **LAWA speeds up convergence for Pythia-2.8B on subset of tasks from the original pretraining dataset i.e. PILE** Starting from top left we have presented the original and the LAW A training trajectories for 5 different tasks from PILE namely philpapers, bookcorpus2, youtube subtitles, enron emails and dm-mathematics.

Additionally, we also provide training trajectory of Pythia-1B model on a subset of PILE datasets much earlier than 21K steps (refer Appendix A).

**Test Performance with varying  $k$  and fixed  $\nu = 1K$ .** We investigate the impact of varying  $k$  on the model’s test performance, while keeping  $\nu$  constant at 1K. Our aim is to determine the optimal number of checkpoints to include in the average when selecting the latest  $k$  checkpoints following the LAW A approach. As outlined in Section 4, the Pythia checkpoints are saved at a frequency of 1K, so we have maintained  $\nu$  at 1K for this analysis. From Figure 8(a), it is apparent that a smaller  $k$  could be detrimental, but performance remains fairly stable for reasonably large  $k$  values. Consequently, for our LLM experiments, we opted for  $k = 5$  since  $k = 10$  tends to occupy a substantial amount of disk space, especially for larger models such as Pythia-12B.

**Test Performance with varying  $\nu$  for  $k = \{2, 5\}$ .** Memory requirements remain a key bottleneck in saving model checkpoints throughout the training trajectory particularly for extremely large billion parameter models. Therefore, it is very interesting to know how far away checkpoints in a

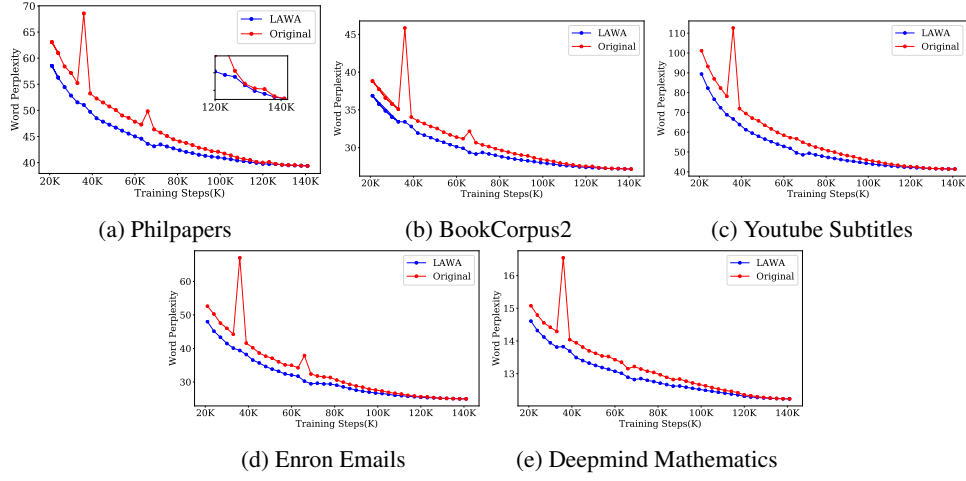


Figure 4: **LAW A speeds up convergence for Pythia-6.9B on subset of tasks from the original pretraining dataset i.e. PILE** Starting from top left we have presented the original and the LAW A training trajectories for 5 different tasks from PILE namely philpapers, bookcorpus2, youtube subtitles, enron emails and dm-mathematics.

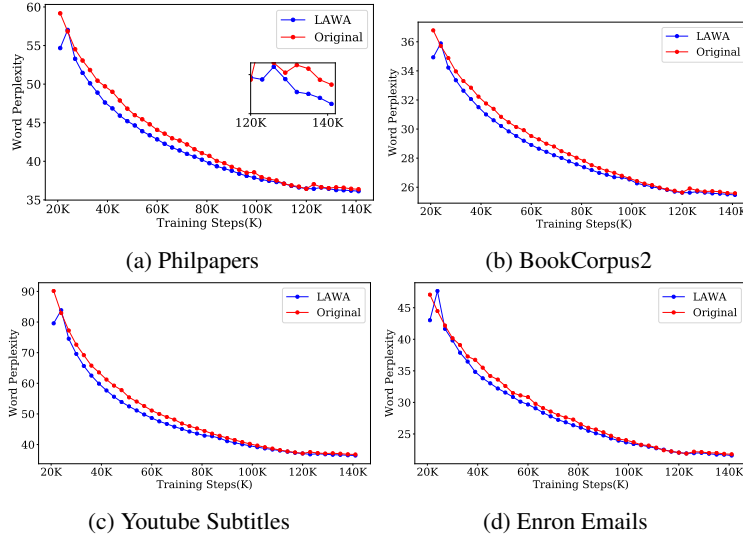


Figure 5: **LAW A speeds up convergence for Pythia-12B on subset of tasks from the original pretraining dataset i.e. PILE** Starting from top left we have presented the original and the LAW A training trajectories for 4 different tasks from PILE namely philpapers, bookcorpus2, youtube subtitles, and enron emails.



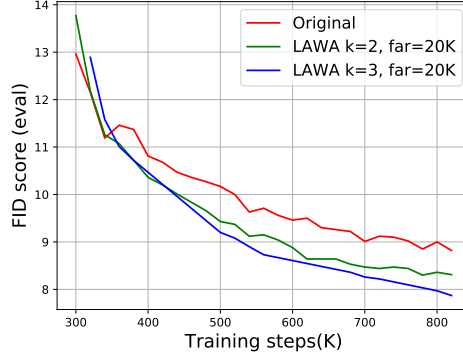


Figure 6: LAWA speeds up the convergence for Image diffusion model, measured in terms of FID on the evaluation set for ImageNet-128x128.

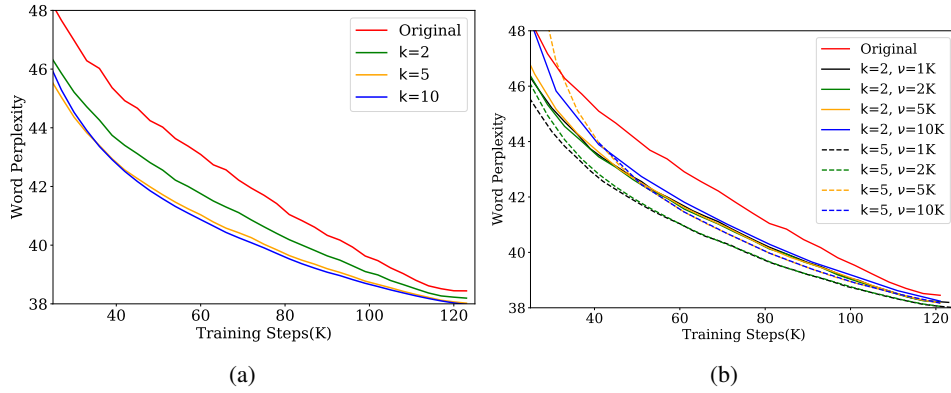


Figure 7: Ablations studying test performance as a function of (a) number of checkpoints to be averaged  $k = \{2, 5, 10\}$  at  $\nu = 1K$ , (b) distance of checkpoints to be averaged  $\nu = \{1K, 2K, 5K, 10K\}$  at  $k = \{2, 5\}$ .

training trajectory can be averaged? We investigate this question with far checkpoint averaging at  $\nu = \{1K, 2K, 5K, 10K\}$  training steps apart for  $k = \{2, 5\}$ . Here we observe (refer Fig. 8(b)) for both  $k = 2$  and  $k = 5$ , we find that averaging more recent checkpoints (keeping  $\nu$  small) works better than averaging stale weights (higher  $\nu$ ). For instance LAWA using  $k = 5$  and  $\nu = \{1K, 2K\}$  consistently performed better than against LAWA with other parameters. Overall, we empirically find that a moderate number of checkpoints ( $k = 5$ ) saved in smaller frequencies ( $\nu = 1K$ ) works best.

## 7 Preliminary Exploration of Early Weight Averaging

In order to better understand the impact of learning rates on early weight averaging, we conduct two simple experiments. We design the first experiment with a toy linear model using 1D synthetic data, operating under a constant learning rate. Next, we run small scale experiments in a more practical non-convex setting with PreAct ResNet-18 using CIFAR-10. Comprehensive details of the experimental setup are included in Appendix D. We draw some interesting insights from these experiments.

**Toy model experiments.** We observe that LAWA reduces the variance in weight updates and hence provides implicit regularization as shown in Figure 8.

**PreAct ResNet-18 trained using CIFAR-10 experiments.** We train a baseline PreAct ResNet-18 using a standard learning rate of 0.1, and observe baseline with LAWA present similar early-mid trajectory gains as Pythia LLMs (refer Figure 9a). Next, we train another model with the same hyper-parameters except this time we train this model using tenfold lower learning rate as shown in Figure 9b. We compare the training trajectory of this new model with baseline and baseline with

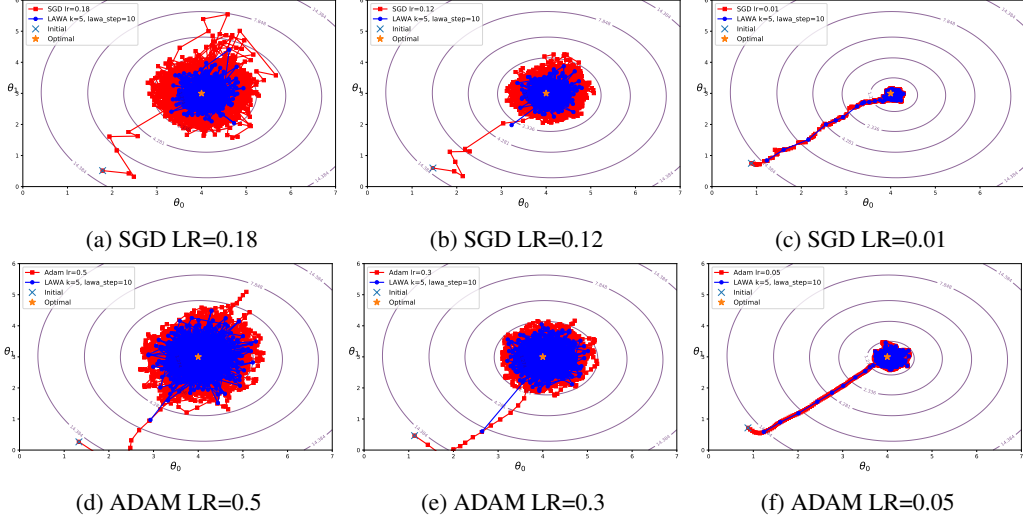


Figure 8: Visualizations of 2D loss surface plots of a toy linear model trained on 1D synthetic dataset with a constant batch size =2 and variable learning rates with SGD and ADAM optimizer.

LAWA. Baseline with LAWAs approximates the training trajectory of the new model trained with tenfold lower learning rate. This observation is consistent with [29]. To further understand the interplay between weight averaging and learning rates we retrain the same model with a much lower learning rate and employ LAWAs. Here we compare the LAWAs applied to both baseline and this new model under consideration. It is evident from Figure 9c that LAWAs observe higher gains when trained with higher learning rates. Finally, to answer the question that why only early-mid training observes higher gain than the final training regime? We train another model with a constant learning rate of 0.1. Here, in Figure 9d we observe that models trained with constant learning rates observe consistent gains throughout the training. Therefore, we surmise that the lower gains at the final stages of training may be attributed to the fact that the learning rates are decayed in this training regime.

## 8 Scope and Limitations

This section highlights some primary constraints of our study. A notable limitation stems from the fact that our analysis is predicated on pretrained Pythia checkpoints. Unfortunately, due to computational constraints, we were unable to conduct comprehensive ablation studies involving various batch sizes and learning rates. Additionally, the scope of our analysis, as depicted in Table 1, is confined to Pythia or equivalent models. We acknowledge that the insights derived from Section 7 might not be entirely applicable to billion-parameter LLMs. However, the intent behind this section is to glean some initial understanding from the results.

## 9 Conclusion and Future Works

This paper presents an exploration of LAWAs, an early weight averaging technique that incorporates a moving average of the  $k$  most recent checkpoints throughout the course of the training trajectory. We applied LAWAs to Pythia large language models (LLMs) with 1B, 2.8B, 6.9B, and 12B parameters to investigate its effects across a range of scales. Our results demonstrate that checkpoints derived using LAWAs exhibit superior test and zero-shot performance with fewer training steps, compared to their original counterparts. Interestingly, the most significant gains were noted in moderately sized LLMs (Pythia-1B and Pythia-2.8B), as opposed to larger LLMs (Pythia-6.9B and Pythia-12B). Furthermore, we also observe similar performance improvements when applying LAWAs to generative image diffusion models. As we look ahead, several intriguing areas of future work emerge. These include applying LAWAs in a fine-tuning setting with a limited training budget, and further training of early weight averaged models to discern their impact on generalization.

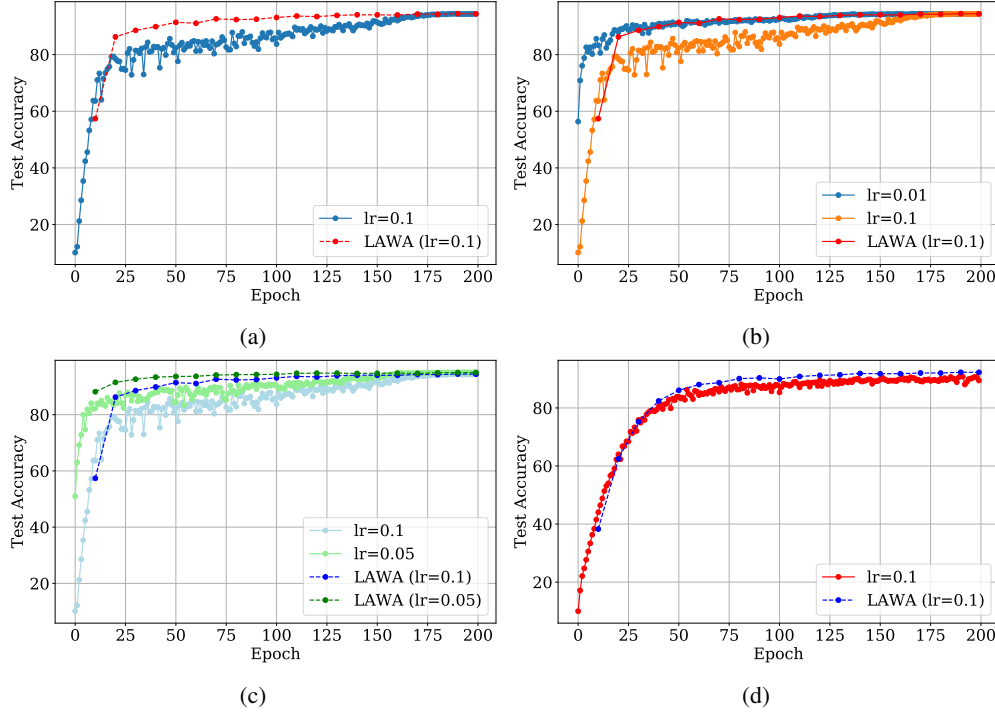


Figure 9: Experiments with small scale PreAct ResNet-18 using CIFAR-10 shows (a) similar test performance gains to that of Pythia LLMs (b) ICs derived using LAWA approximates the training trajectory with  $10 \times$  lower learning rate, (c) the test performance gains of LAWA derived ICs is proportional to learning rates (d) consistent gains during early-mid-final stages of training when trained with a constant learning rate.

## References

- [1] Athiwaratkun, B., Finzi, M., Izmailov, P., and Wilson, A. G. Improving consistency-based semi-supervised learning with weight averaging. *arXiv preprint arXiv:1806.05594*, 2(9):11, 2018.
- [2] Biderman, S., Schoelkopf, H., Anthony, Q., Bradley, H., O’Brien, K., Hallahan, E., Khan, M. A., Purohit, S., Prashanth, U. S., Raff, E., Skowron, A., Sutawika, L., and van der Wal, O. Pythia: A suite for analyzing large language models across training and scaling. *arXiv preprint arXiv: Arxiv-2304.01373*, 2023.
- [3] Cha, J., Chun, S., Lee, K., Cho, H.-C., Park, S., Lee, Y., and Park, S. Swad: Domain generalization by seeking flat minima. *Advances in Neural Information Processing Systems*, 34:22405–22418, 2021.
- [4] Chowdhery, A., Narang, S., Devlin, J., Bosma, M., Mishra, G., Roberts, A., Barham, P., Chung, H. W., Sutton, C., Gehrmann, S., Schuh, P., Shi, K., Tsvyashchenko, S., Maynez, J., Rao, A., Barnes, P., Tay, Y., Shazeer, N., Prabhakaran, V., Reif, E., Du, N., Hutchinson, B., Pope, R., Bradbury, J., Austin, J., Isard, M., Gur-Ari, G., Yin, P., Duke, T., Levskaya, A., Ghemawat, S., Dev, S., Michalewski, H., Garcia, X., Misra, V., Robinson, K., Fedus, L., Zhou, D., Ippolito, D., Luan, D., Lim, H., Zoph, B., Spiridonov, A., Sepassi, R., Dohan, D., Agrawal, S., Omernick, M., Dai, A. M., Pillai, T. S., Pellat, M., Lewkowycz, A., Moreira, E., Child, R., Polozov, O., Lee, K., Zhou, Z., Wang, X., Saeta, B., Diaz, M., Firat, O., Catasta, M., Wei, J., Meier-Hellstern, K., Eck, D., Dean, J., Petrov, S., and Fiedel, N. Palm: Scaling language modeling with pathways. *GOOGLE*, 2022.
- [5] Clark, P., Cowhey, I., Etzioni, O., Khot, T., Sabharwal, A., Schoenick, C., and Tafjord, O. Think you have solved question answering? try arc, the ai2 reasoning challenge. *ArXiv*, abs/1803.05457, 2018.

- [6] Dey, N., Gosal, G., Zhiming, Chen, Khachane, H., Marshall, W., Pathria, R., Tom, M., and Hestness, J. Cerebras-gpt: Open compute-optimal language models trained on the cerebras wafer-scale cluster. arXiv preprint arXiv: Arxiv-2304.03208, 2023.
- [7] Gao, L., Biderman, S., Black, S., Golding, L., Hoppe, T., Foster, C., Phang, J., He, H., Thite, A., Nabeshima, N., Presser, S., and Leahy, C. The pile: An 800gb dataset of diverse text for language modeling. arXiv preprint arXiv: Arxiv-2101.00027, 2020.
- [8] Goyal, P., Dollár, P., Girshick, R., Noordhuis, P., Wesolowski, L., Kyrola, A., Tulloch, A., Jia, Y., and He, K. Accurate, large minibatch sgd: Training imagenet in 1 hour. arXiv preprint arXiv: Arxiv-1706.02677, 2017.
- [9] Ho, J., Jain, A., and Abbeel, P. Denoising diffusion probabilistic models. Advances in Neural Information Processing Systems, 33:6840–6851, 2020.
- [10] Hoffmann, J., Borgeaud, S., Mensch, A., Buchatskaya, E., Cai, T., Rutherford, E., Casas, D. d. L., Hendricks, L. A., Welbl, J., Clark, A., et al. Training compute-optimal large language models. arXiv preprint arXiv:2203.15556, 2022.
- [11] Izmailov, P., Podoprikin, D., Garipov, T., Vetrov, D. P., and Wilson, A. G. Averaging weights leads to wider optima and better generalization. In Globerson, A. and Silva, R. (eds.), Proceedings of the Thirty-Fourth Conference on Uncertainty in Artificial Intelligence, UAI 2018, Monterey, California, USA, August 6-10, 2018, pp. 876–885. AUAI Press, 2018. URL <http://auai.org/uai2018/proceedings/papers/313.pdf>.
- [12] Jolicoeur-Martineau, A., Gervais, E., Fatras, K., Zhang, Y., and Lacoste-Julien, S. Population parameter averaging (papa). arXiv preprint arXiv: Arxiv-2304.03094, 2023.
- [13] Kaddour, J. Stop wasting my time! saving days of imagenet and bert training with latest weight averaging. arXiv preprint arXiv:2209.14981, 2022.
- [14] Kaddour, J. The minipile challenge for data-efficient language models. arXiv preprint arXiv:2304.08442, 2023.
- [15] Kaddour, J., Liu, L., Silva, R., and Kusner, M. When do flat minima optimizers work? In Oh, A. H., Agarwal, A., Belgrave, D., and Cho, K. (eds.), Advances in Neural Information Processing Systems, 2022. URL <https://openreview.net/forum?id=vDeh2yxTvuh>.
- [16] Kaplan, J., McCandlish, S., Henighan, T., Brown, T. B., Chess, B., Child, R., Gray, S., Radford, A., Wu, J., and Amodei, D. Scaling laws for neural language models. arXiv preprint arXiv:2001.08361, 2020.
- [17] Kingma, D. P. and Ba, J. Adam: A method for stochastic optimization. arXiv preprint arXiv:1412.6980, 2014.
- [18] Lakshminarayanan, C. and Szepesvari, C. Linear stochastic approximation: How far does constant step-size and iterate averaging go? In International Conference on Artificial Intelligence and Statistics, pp. 1347–1355. PMLR, 2018.
- [19] Lee, K., Ippolito, D., Nystrom, A., Zhang, C., Eck, D., Callison-Burch, C., and Carlini, N. Duplicating training data makes language models better. arXiv preprint arXiv: Arxiv-2107.06499, 2021.
- [20] Merity, S., Xiong, C., Bradbury, J., and Socher, R. Pointer sentinel mixture models, 2016. URL <https://arxiv.org/abs/1609.07843>.
- [21] Muennighoff, N., Rush, A. M., Barak, B., Scao, T. L., Piktus, A., Tazi, N., Pyysalo, S., Wolf, T., and Raffel, C. Scaling data-constrained language models, 2023.
- [22] Neu, G. and Rosasco, L. Iterate averaging as regularization for stochastic gradient descent. In Conference On Learning Theory, pp. 3222–3242. PMLR, 2018.

- [23] Paperno, D., Kruszewski, G., Lazaridou, A., Pham, Q. N., Bernardi, R., Pezzelle, S., Baroni, M., Boleda, G., and Fernández, R. The lambada dataset: Word prediction requiring a broad discourse context. Annual Meeting Of The Association For Computational Linguistics, 2016. doi: 10.18653/v1/P16-1144.
- [24] Polyak, B. T. and Juditsky, A. B. Acceleration of stochastic approximation by averaging. SIAM journal on control and optimization, 30(4):838–855, 1992.
- [25] Rame, A., Ahuja, K., Zhang, J., Cord, M., Bottou, L., and Lopez-Paz, D. Model ratatouille: Recycling diverse models for out-of-distribution generalization.
- [26] Rame, A., Kirchmeyer, M., Rahier, T., Rakotomamonjy, A., patrick gallinari, and Cord, M. Diverse weight averaging for out-of-distribution generalization. In Oh, A. H., Agarwal, A., Belgrave, D., and Cho, K. (eds.), Advances in Neural Information Processing Systems, 2022. URL [https://openreview.net/forum?id=tq\\_J\\_MqB3UB](https://openreview.net/forum?id=tq_J_MqB3UB).
- [27] Ren, X., Zhou, P., Meng, X., Huang, X., Wang, Y., Wang, W., Li, P., Zhang, X., Podolskiy, A. V., Arshinov, G., Bout, A., Piontkovskaya, I., Wei, J., Jiang, X., Su, T., Liu, Q., and Yao, J. Pangu- $\Sigma$ : Towards trillion parameter language model with sparse heterogeneous computing. ARXIV.ORG, 2023. doi: 10.48550/arXiv.2303.10845.
- [28] Ronneberger, O., Fischer, P., and Brox, T. U-net: Convolutional networks for biomedical image segmentation. In Medical Image Computing and Computer-Assisted Intervention–MICCAI 2015: 18th International Conference, Munich, Germany, October 5-9, 2015, Proceedings, Part III 18, pp. 234–241. Springer, 2015.
- [29] Sandler, M., Zhmoginov, A., Vladymyrov, M., and Miller, N. Training trajectories, mini-batch losses and the curious role of the learning rate. arXiv preprint arXiv:2301.02312, 2023.
- [30] Saunshi, N., Malladi, S., and Arora, S. A mathematical exploration of why language models help solve downstream tasks. International Conference On Learning Representations, 2020.
- [31] Tarvainen, A. and Valpola, H. Mean teachers are better role models: Weight-averaged consistency targets improve semi-supervised deep learning results. Advances in neural information processing systems, 30, 2017.
- [32] Touvron, H., Lavril, T., Izacard, G., Martinet, X., Lachaux, M.-A., Lacroix, T., Rozière, B., Goyal, N., Hambro, E., Azhar, F., Rodriguez, A., Joulin, A., Grave, E., and Lample, G. Llama: Open and efficient foundation language models. ARXIV, 2023.
- [33] Villalobos, P., Sevilla, J., Heim, L., Besiroglu, T., Hobbhahn, M., and Ho, A. Will we run out of data? an analysis of the limits of scaling datasets in machine learning, 2022.
- [34] Welbl, J., Liu, N. F., and Gardner, M. Crowdsourcing multiple choice science questions. ArXiv, abs/1707.06209, 2017.
- [35] Wortsman, M., Ilharco, G., Gadre, S. Y., Roelofs, R., Gontijo-Lopes, R., Morcos, A. S., Namkoong, H., Farhadi, A., Carmon, Y., Kornblith, S., et al. Model soups: averaging weights of multiple fine-tuned models improves accuracy without increasing inference time. In International Conference on Machine Learning, pp. 23965–23998. PMLR, 2022.
- [36] Wortsman, M., Dettmers, T., Zettlemoyer, L., Morcos, A., Farhadi, A., and Schmidt, L. Stable and low-precision training for large-scale vision-language models. arXiv preprint arXiv: Arxiv-2304.13013, 2023.
- [37] Xia, M., Artetxe, M., Zhou, C., Lin, X. V., Pasunuru, R., Chen, D., Zettlemoyer, L., and Stoyanov, V. Training trajectories of language models across scales. ARXIV.ORG, 2022. doi: 10.48550/arXiv.2212.09803.
- [38] Yang, G., Zhang, T., Kirichenko, P., Bai, J., Wilson, A. G., and De Sa, C. Swalp: Stochastic weight averaging in low precision training. In International Conference on Machine Learning, pp. 7015–7024. PMLR, 2019.

- [39] Zhang, S., Roller, S., Goyal, N., Artetxe, M., Chen, M., Chen, S., Dewan, C., Diab, M., Li, X., Lin, X. V., Mihaylov, T., Ott, M., Shleifer, S., Shuster, K., Simig, D., Koura, P. S., Sridhar, A., Wang, T., and Zettlemoyer, L. Opt: Open pre-trained transformer language models. ARXIV.ORG, 2022.

# Supplementary Materials: Appendix

## Contents

- Appendix A: Supplementary Experiments and Results to be read along with Section 4 and Section 5.
- Appendix B: Broader Impacts.
- Appendix C: Amount of Compute.
- Appendix D: Implementation Details and Additional Results for PreAct ResNet-18 Experiments to be read along with Section 7.

## A Supplementary Experiments and Results

In this section, we provide additional experiments and results that supplement our understanding of the findings presented in the main paper. Averaging very initially i.e. before 8K steps during training may not always yield beneficial results (refer to Figure 10). However, the technique does start showing efficacy fairly early in the training process. We highlight this phenomenon by presenting experimental results with the Pythia-1B model using a held-out set of PILE-bookcorpus2 and PILE-enron emails. We observe that LAWA trajectory undergoes a phase transition at the 8K training step. Beyond this transition, significant improvements in test performance can be seen (refer Figure 10). Such a phase transition may not occur for all Pythia LLMs. Following this phenomenon we presented our results starting 21K steps in Figures 2-5. We further examine this phenomenon through the lens of linear mode connectivity.

To better comprehend the linear model connectivity of checkpoints, we perform a convex combination of model checkpoints at different training stages. For instance, a model checkpoint at 2K and 20K can be combined in this manner:  $\alpha \times \theta_{2k} + (1 - \alpha) \times \theta_{20k}$ . In Fig. 10, we plot word perplexity as a function of  $\alpha$  using PILE-bookcorpus2. Here we observe that initially the model checkpoints are not linear mode connected. However, based on the evaluated checkpoints shown in Figure 11, we posit that the model checkpoint attains linear mode connectivity (LMC) quite early and maintains this property until the end of training.

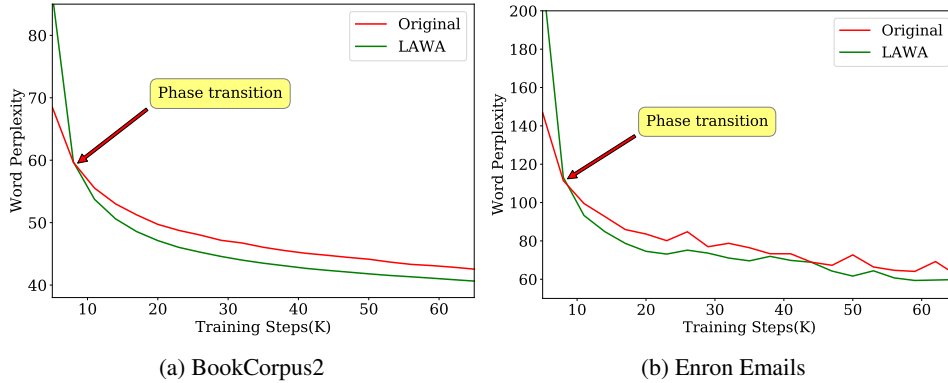


Figure 10: **Early weight averaging doesn't work at the very beginning of the training but works reasonably early during the training process.** Here we compare original and LAWA early training trajectories for Pythia-1B model on 2 different tasks namely bookcorpus2 and enron emails using held out set.

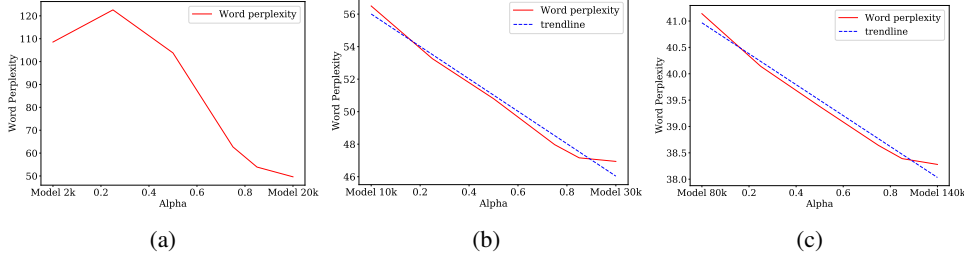


Figure 11: **The model checkpoints attains linear mode connectivity quite early but not at the very beginning of the training process.** We plot word perplexity as a function of the model derived from the convex combination of 2 different checkpoints i.e.  $\theta_{LMC}$  at  $\alpha = \{0, 0.2, 0.4, 0.6, 0.8, 1\}$ . In (a) we see an error barrier that means model checkpoint at 2K and 20K are not linear mode connected, whereas both (b) and (c) shows the checkpoints under consideration are linear model connected.

## B Broader Impacts

As LLMs continue to evolve, the ability to train LLMs efficiently stands to have a profound impact on a variety of sectors. Our work advocates to add an extra step to the conventional training protocol for LLMs, without incurring any further training costs, is particularly noteworthy. In a setup where once can only train an LLM for few steps LAWA allows for improved performance of models prior to convergence. This improvement in performance with fewer training steps leads to significant savings in GPU hours which translates into significant savings in training costs.

## C Amount of Compute

For the LLM evaluations and training PreAct ResNet-18 we have utilized 8 RTX A6000 GPUs. We compute the savings in GPU hours based on the Table. 6 of Pythia suite [2] as shown below.

Model Size	GPU Count	Total GPU hours required
1.0 B	64	4,830
2.8 B	64	14,240
6.9 B	128	33,500
12 B	256	72,300
Total		136,070

Table 3: This table is taken from [2]. Model sizes in the Pythia suite, number of GPUs used during training, and the total number of GPU hours, calculated via (iteration time (s)  $\times$  number of iterations  $\times$  number of GPUs  $\div$  3600 s/hour). All GPUs are A100s with 40GB of memory.

## D Implementation Details and Additional Results for PreAct ResNet-18 Experiments



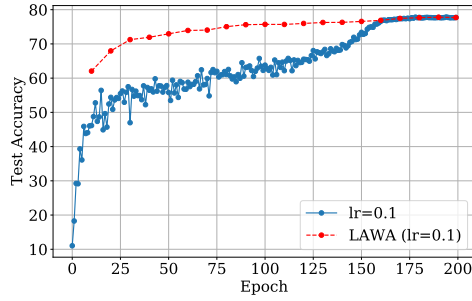


Figure 12: Additional small scale experiment with PreAct ResNet-18 using CIFAR-100 dataset. LAWA with  $k = 5$  demonstrate similar gains with smaller models on multiple datasets.

Parameter	Value
Batch size	2
Samples	1000
Learning rate	varying
Optimizer	SGD/ADAM
Epochs	20
Dataset	Gaussian 1D

Table 4: Implementation details of toy linear model trained with 1D synthetic data.

Parameter	Value
Batch size	128
Learning rate	varying
Momentum	0.9
Weight decay	$5 \times 10^{-4}$
Optimizer	SGD
Epochs	200
Dataset	CIFAR-10/CIFAR-100

Table 5: Implementation details for PreAct ResNet-18 experiments discussed in Section 7.