

Selection Combining over Log-Logistic Fading Channels with Applications to Underwater Optical Wireless Communications

Yazan H. Al-Badarneh, *Member, IEEE*, Mustafa K. Alshawaqfeh, *Member, IEEE*, Osamah S. Badarneh, *Member, IEEE*

Abstract—We study the performance of a selection combining (SC) receiver operating over independent but non-identically distributed log-logistic (\mathcal{LL}) fading channels. We first characterize the statistics of the output instantaneous signal-to-noise ratio (SNR) of the SC receiver. Based on the SNR statistics, we derive exact analytical expressions, in terms of multivariate Fox H-functions, for the outage probability, the average bit error rate, and the ergodic capacity. We also derive exact expressions for such performance measures when all channels are independent and identically distributed, as a special case. Furthermore, we deduce simplified asymptotic expressions for these performance metrics assuming high values of average transmit SNR. To demonstrate the applicability of our theoretical analysis, we study the performance of an SC receiver in underwater optical wireless communication systems. Finally, we confirm the correctness of the derived analytical results using Monte Carlo Simulations.

Index Terms—Selection combining, log-logistic fading, performance analysis, underwater optical wireless communications

I. INTRODUCTION

Log-logistic (\mathcal{LL}) distribution has recently garnered much attention due to its effectiveness in fitting experimental data related to channel fluctuations in various communication systems. Several studies utilized the two-parameter \mathcal{LL} distribution to accurately model different types of channel fluctuations, including turbulence fading in underwater optical wireless communication (UWOC) systems [1], misaligned gain in millimeter-wave cellular networks [2], and air-ground channels in unmanned aerial vehicle (UAV) communications [3].

The performance of wireless communication systems in \mathcal{LL} fading environment has been investigated very recently in [4]. The authors in [4] analyzed the outage probability and the ergodic capacity of a single-branch receiver. However, a single-branch receiver is highly prone to fading, which can significantly degrade the performance, especially in deep fading scenarios. Therefore, a multiple-branch receiver can be employed to mitigate severe fading.

The performance of UWOC systems under different turbulence fading conditions was investigated in [5], [6]. Recent advances in the UWOC systems have focused on the design and performance perspectives of Internet of underwater things (IoUT) systems [7], [8]. However, analyzing the performance of UWOC systems with diversity reception is of practical importance. In this regard, employing a multiple-branch selection combining (SC) receiver in UWOC systems can combat

turbulence fading and improve the performance. The SC receiver is characterized by its low complexity, as it selects the branch with the highest signal-to-noise ratio (SNR) among the available L branches. In realistic communication settings, these L branches may experience non-identical or identical fading statistics [9].

This letter mainly focuses on analyzing the performance of an L -branch SC receiver in \mathcal{LL} fading environment with applications to UWOC systems. The key contributions of this work can be outlined as follows:

- We characterize the statistics of the output SNR of the L -branch SC receiver considering L independent but non-identically distributed (i.n.i.d.) branches, as well as the special case of L independent and identically distributed (i.i.d.) branches.
- We derive novel exact analytical expressions, in terms of multivariate Fox H-functions, for the outage probability, the average bit error rate (BER), and the ergodic capacity. In addition, we obtain simple asymptotic expressions for such performance metrics assuming high values of average transmit SNR.
- We utilize the obtained expressions to study the performance of an UWOC system affected by temperature-induced turbulence.

II. STATISTICS OF THE SC RECEIVER OUTPUT SNR

We consider an L -branch SC receiver operating in \mathcal{LL} fading environment. The output instantaneous SNR of the SC receiver is characterized by $\gamma_{SC} = \max\{\gamma_1, \gamma_2, \dots, \gamma_L\}$, where γ_l is the instantaneous SNR of the l -th branch, $l = 1, 2, \dots, L$. Assuming that the power of transmitted signal is P and the noise at the l -th branch is the additive white Gaussian noise (AWGN) with zero mean and variance σ^2 (assumed to be identical for all branches), then the random variable (RV) γ_l is given by

$$\gamma_l = \rho |h_l|^2, \quad (1)$$

where $\rho = P/\sigma^2$ is the average transmit SNR, $|h_l|$ is a RV that represents the fading amplitude of the l -th branch and is distributed according to a two-parameter \mathcal{LL} distribution (i.e., $|h_l| \sim \mathcal{LL}(\alpha'_l, \beta'_l)$). Hence, the cumulative distribution function (CDF) of $|h_l|$ is given by [1]

$$F_{|h_l|}(\gamma) = \frac{1}{1 + \left(\frac{\gamma}{\alpha'_l}\right)^{-\beta'_l}} \quad \gamma \geq 0, \quad (2)$$

where $\alpha'_l > 0$ and $\beta'_l > 0$ are the scale and shape parameters of the \mathcal{LL} distribution, respectively.

Y. H. Al-Badarneh is with the Department of Electrical Engineering, The University of Jordan, Amman, 11942 (email: yalbadarneh@ju.edu.jo)

M. K. Alshawaqfeh and O. S. Badarneh are with the Electrical Engineering Department, School of Electrical Engineering and Information Technology, German Jordanian University, Amman 11180, Jordan (e-mail: mustafa.shawaqfeh, Osamah.Badarneh,@gju.edu.jo).

Using the transformation of random variables, one can show that $\gamma_l \sim \mathcal{LL}(\rho\alpha_l, \beta_l)$, where $\alpha_l = (\alpha'_l)^2$ and $\beta_l = \beta'_l/2$ ¹. Therefore, the CDF of γ_l can be obtained as

$$F_{\gamma_l}(\gamma) = \frac{1}{1 + \left(\frac{\gamma}{\rho\alpha_l}\right)^{-\beta_l}}. \quad (3)$$

Utilizing [10, Eq. (8.4.2.5) and Eq. (8.2.2.14)], $F_{\gamma_l}(\gamma)$ can be expressed as

$$F_{\gamma_l}(\gamma) = G_{1,1}^{1,1} \left(1 \left| \frac{\gamma^{\beta_l}}{(\rho\alpha_l)^{\beta_l}} \right. \right), \quad (4)$$

where $G_{p,q}^{m,n}(\cdot)$ is the Meijer G-function [10, Eq. (8.2.1.1)].

A. L i.n.i.d. branches

We first consider an SC receiver with L i.n.i.d. branches, where γ_l are i.n.i.d. RVs, $l = 1, 2, \dots, L$. In view of $\gamma_{SC} = \max\{\gamma_1, \gamma_2, \dots, \gamma_L\}$, the CDF of γ_{SC} , denoted by $F_{\gamma_{SC}}(\gamma)$, is given by

$$F_{\gamma_{SC}}(\gamma) = \prod_{l=1}^L F_{\gamma_l}(\gamma) = \prod_{l=1}^L G_{1,1}^{1,1} \left(1 \left| \frac{\gamma^{\beta_l}}{(\rho\alpha_l)^{\beta_l}} \right. \right). \quad (5)$$

$F_{\gamma_{SC}}(\gamma)$ above can be compactly expressed in terms of the multivariate H-function [11, Definition A.1] as given in (9). Capitalizing on $F_{\gamma_{SC}}(\gamma)$ in (9), we derive the probability density function (PDF) of γ_{SC} in Lemma 1 below.

Lemma 1. Let $f_{\gamma_{SC}}(\gamma)$ denote the PDF of $\gamma_{SC} = \max\{\gamma_1, \gamma_2, \dots, \gamma_L\}$, then $f_{\gamma_{SC}}(\gamma)$ is given by (10).

Proof: See Appendix A. \square

B. L i.i.d. branches

We now consider an SC receiver with L i.i.d. branches as a special case, where γ_l are i.i.d. RVs, $l = 1, 2, \dots, L$. This implies that $\alpha_l = \alpha$ and $\beta_l = \beta$, $l = 1, 2, \dots, L$. Making use of (3) in (5), $F_{\gamma_{SC}}(\gamma)$ reduces to

$$F_{\gamma_{SC}}(\gamma) = \frac{1}{\left[1 + \left(\frac{\gamma}{\rho\alpha}\right)^{-\beta}\right]^L}, \quad \gamma \geq 0. \quad (6)$$

$F_{\gamma_{SC}}(\gamma)$ can be expressed in terms of a Meijer G-function as

$$F_{\gamma_{SC}}(\gamma) = \frac{1}{\Gamma(L)} G_{1,1}^{1,1} \left(\frac{1}{L} \left| \frac{\gamma^\beta}{(\rho\alpha)^\beta} \right. \right), \quad (7)$$

where $\Gamma(\cdot)$ is the gamma function [12, Eq. (8.310.1)], and the identity above is obtained with the help of [10, Eq. (8.4.2.5) and Eq. (8.2.2.14)]. To this end, $f_{\gamma_{SC}}(\gamma)$ can be obtained by differentiating $F_{\gamma_{SC}}(\gamma)$ with respect to (w.r.t.) γ as [10, Eq. (8.2.2.36)]

$$f_{\gamma_{SC}}(\gamma) = \frac{\beta\gamma^{-1}}{\Gamma(L)} G_{1,1}^{1,1} \left(\frac{0}{L} \left| \frac{\gamma^\beta}{(\rho\alpha)^\beta} \right. \right). \quad (8)$$

¹The parameters α_l and β_l capture the turbulence fading characteristics of the l -th branch [1]. The impact of these parameters on the performance of a single-branch receiver has been studied in [4].

III. EXACT PERFORMANCE ANALYSIS

A. Outage Probability

A communication outage occurs if γ_{SC} falls below predefined threshold value γ_{th} . Accordingly, the outage probability, denoted by P_{out} , is defined as

$$P_{out} = \Pr(\gamma_{SC} \leq \gamma_{th}) = F_{\gamma_{SC}}(\gamma_{th}). \quad (11)$$

P_{out} can be evaluated from (9) and (6) for the cases of L i.n.i.d. branches and L i.i.d. branches, respectively.

B. Average BER

Considering the output SNR of the SC receiver, the average BER for different modulation formats, denoted by \bar{P}_e , is given by [9]

$$\bar{P}_e = \int_0^\infty \delta \operatorname{erfc}(\sqrt{\zeta\gamma}) f_{\gamma_{SC}}(\gamma) d\gamma, \quad (12)$$

where δ and ζ are modulation-dependent parameters [9] and $\operatorname{erfc}(\cdot)$ is complementary error function [12, Eq. (8.25.4)].

Theorem 1. For the SC receiver with L i.n.i.d. branches, the average BER is given in (16).

Proof: See Appendix B. \square

Corollary 1. For the SC receiver with L i.i.d. branches, the average BER in (12) can be expressed as

$$\bar{P}_e = \frac{\delta}{\sqrt{\pi}\Gamma(L)} H_{4,3}^{2,3} \left[\frac{1}{\zeta\alpha\rho} \left| \begin{matrix} (0,1/\beta), (1,1), (0.5,1) \\ (L,1/\beta), (1,1), (0,1) \end{matrix} \right. \right], \quad (13)$$

where $H_{p,q}^{m,n}[\cdot]$ is the univariate H-function [11, Eq. (1.2)].

Proof: We express the $\operatorname{erfc}(\sqrt{\zeta\gamma})$ in (12) in terms of Meijer G-function as $\operatorname{erfc}(\sqrt{\zeta\gamma}) = \frac{1}{\sqrt{\pi}} G_{1,1}^{1,1} \left(\frac{0}{0, \frac{1}{2}, 0} \left| \zeta\gamma \right. \right)$, according to [10, Eq. (8.4.14.2) and Eq. (8.2.2.8)]. We now replace the Meijer G-function of $\operatorname{erfc}(\sqrt{\zeta\gamma})$ and $f_{\gamma_{SC}}(\gamma)$ in (8) by their equivalent H-functions using [13]. Applying [10, Eq. (2.25.1.1)] to solve the integral in (12) yields \bar{P}_e in (13). \square

C. Ergodic Capacity

In view of γ_{SC} being the output SNR of the SC receiver, the ergodic capacity, denoted by C , is given as

$$C = \frac{1}{\ln(2)} \int_0^\infty \ln(1 + \gamma) f_{\gamma_{SC}}(\gamma) d\gamma. \quad (14)$$

Theorem 2. For the SC receiver with L i.n.i.d. branches, the ergodic capacity is given in (17).

Proof: See Appendix C. \square

Corollary 2. For the SC receiver with L i.i.d. branches, the ergodic capacity in (14) can be expressed as

$$C = \frac{1}{\ln(2)\Gamma(L)} H_{3,3}^{3,2} \left[\frac{1}{\alpha\rho} \left| \begin{matrix} (0,1/\beta), (0,1), (1,1) \\ (L,1/\beta), (0,1), (0,1) \end{matrix} \right. \right], \quad (15)$$

Proof: We first express the $\ln(1 + \gamma)$ in (14) in terms of Meijer G-function as $\ln(1 + \gamma) = G_{2,2}^{1,2} \left(\frac{1,1}{1,0} \left| \gamma \right. \right)$, according to [10, Eq. (8.4.6.5)]. To this end, we replace the Meijer G-function of $\ln(1 + \gamma)$ and $f_{\gamma_{SC}}(\gamma)$ in (8) by their equivalent H-functions using [13]. Applying [10, Eq. (2.25.1.1)] to solve the integral in (14) yields C in (15). \square

$$F_{\gamma_{SC}}(\gamma) = H_{0,0:1,1;\dots;1,1}^{0,0:1,1;\dots;1,1} \left[\begin{array}{c} \left(\frac{\gamma}{\rho\alpha_1}\right)^{\beta_1} \\ \vdots \\ \left(\frac{\gamma}{\rho\alpha_L}\right)^{\beta_L} \end{array} \middle| \begin{array}{c} \overbrace{-(1,1); \dots; (1,1)}^{1, \dots, L} \\ \overbrace{-(1,1); \dots; (1,1)}^{1, \dots, L} \end{array} \right]. \quad (9)$$

$$f_{\gamma_{SC}}(\gamma) = \frac{1}{\gamma} H_{1,1:1,1;\dots;1,1}^{0,1:1,1;\dots;1,1} \left[\begin{array}{c} \left(\frac{\gamma}{\rho\alpha_1}\right)^{\beta_1} \\ \vdots \\ \left(\frac{\gamma}{\rho\alpha_L}\right)^{\beta_L} \end{array} \middle| \begin{array}{c} (0;\beta_1, \dots, \beta_L): \overbrace{(1,1); \dots; (1,1)}^{L \text{ terms}} \\ (1;\beta_1, \dots, \beta_L): \overbrace{(1,1); \dots; (1,1)}^{L \text{ terms}} \end{array} \right]. \quad (10)$$

$$\overline{P_e} = \frac{\delta}{\sqrt{\pi}} H_{1,0:1,1;\dots;1,1}^{0,1:1,1;\dots;1,1} \left[\begin{array}{c} (\delta\rho\alpha_1)^{-\beta_1} \\ \vdots \\ (\delta\rho\alpha_L)^{-\beta_L} \end{array} \middle| \begin{array}{c} (\frac{1}{2};\beta_1, \dots, \beta_L): \overbrace{(1,1); \dots; (1,1)}^{1, \dots, L} \\ - \overbrace{(1,1); \dots; (1,1)}^{1, \dots, L} \end{array} \right]. \quad (16)$$

$$C = \frac{1}{\ln(2)} H_{3,3:1,1;\dots;1,1}^{2,2:1,1;\dots;1,1} \left[\begin{array}{c} (\rho\alpha_1)^{-\beta_1} \\ \vdots \\ (\rho\alpha_L)^{-\beta_L} \end{array} \middle| \begin{array}{c} (0;\beta_1, \dots, \beta_L)(0;\beta_1, \dots, \beta_L)(1;\beta_1, \dots, \beta_L): \overbrace{(1,1); \dots; (1,1)}^{1, \dots, L} \\ (0;\beta_1, \dots, \beta_L)(0;\beta_1, \dots, \beta_L)(1;\beta_1, \dots, \beta_L): \overbrace{(1,1); \dots; (1,1)}^{1, \dots, L} \end{array} \right]. \quad (17)$$

IV. ASYMPTOTIC PERFORMANCE ANALYSIS

A. Asymptotic Outage probability

To get further insights, we derive next an asymptotic closed-form expression for $F_{\gamma_l}(\gamma)$ in (3) at high values of average transmit SNR (i.e., $\rho \rightarrow \infty$). It can be shown that

$$F_{\gamma_l}(\gamma) \approx \frac{1}{(\rho\alpha_l)^{\beta_l}} \gamma^{\beta_l}, \quad (18)$$

as $\rho \rightarrow \infty$. Accordingly, the asymptotic CDF of γ_{SC} for the case of L i.n.i.d. branches can be given as

$$F_{\gamma_{SC}}(\gamma) = \prod_{l=1}^L F_{\gamma_l}(\gamma) \approx \varphi \rho^{-S_\beta} \gamma^{S_\beta}, \quad (19)$$

where $S_\beta = \sum_{l=1}^L \beta_l$ and $\varphi = \prod_{l=1}^L \left(\frac{1}{\alpha_l}\right)^{\beta_l}$. Consequently, the asymptotic PDF of γ_{SC} is

$$f_{\gamma_{SC}}(\gamma) \approx \varphi S_\beta \rho^{-S_\beta} \gamma^{S_\beta-1}. \quad (20)$$

Capitalizing on (19), the asymptotic outage probability, denoted by P_{out}^{asy} , can be obtained as

$$P_{out}^{asy} \approx \varphi \rho^{-S_\beta} \gamma_{th}^{S_\beta}. \quad (21)$$

B. Asymptotic Average BER

The asymptotic average BER, denoted by $\overline{P_e}^{asy}$, can be obtained by plugging $f_{\gamma_{SC}}$ in (20) and the identity $\text{erfc}(\sqrt{\zeta\gamma}) = \frac{1}{\sqrt{\pi}} G_{1,1}^{1,1} \left(\begin{array}{c} 0, 1 \\ 0, \frac{1}{2}, 0 \end{array} \middle| \zeta\gamma \right)$ in the integral representation of (12). To this end, the integral in (12) can be solved with the help of [10, Eq. (2.24.2.1)] as

$$\overline{P_e}^{asy} \approx \frac{\delta \zeta^{-S_\beta}}{\sqrt{\pi}} \varphi \Gamma \left(\frac{1}{2} + S_\beta \right) \rho^{-S_\beta}. \quad (22)$$

Based on (21) and (22), we can draw conclusions about the diversity order G_d (see, e.g., [4] and references therein). It can be shown that for the i.n.i.d. case $G_d = S_\beta = \sum_{l=1}^L \beta_l$, while for the i.i.d. case $G_d = S_\beta = \beta L$.

C. Asymptotic Capacity

The asymptotic ergodic capacity, denoted by C^{asy} , can be evaluated according to [14] as

$$C^{asy} \approx \log_2(\rho) + \log_2(e) \left. \frac{\partial}{\partial n} \frac{\mathbb{E}[\gamma_{SC}^n]}{\rho^n} \right|_{n=0}, \quad (23)$$

where the $\mathbb{E}[\gamma_{SC}^n]$ is the n -th moment of the RV γ_{SC} . To this end, we utilize $F_{\gamma_{SC}}(\gamma)$ in (6) and [12, Eq. (3.241.4)] to evaluate the n -th moment of γ_{SC} with L i.i.d. branches as

$$\mathbb{E}[\gamma_{SC}^n] = \frac{\rho^n \alpha^n}{\Gamma(L)} \Gamma \left(\frac{\beta - n}{\beta} \right) \Gamma \left(\frac{\beta L + n}{\beta} \right). \quad (24)$$

Plugging (24) in (23), after some basic algebraic manipulations, yields

$$C^{asy} \approx \log_2(\rho) + \frac{\beta \ln(\alpha) + E_0 + \Psi(L)}{\beta \ln(2)}, \quad (25)$$

where E_0 denotes the Euler-Mascheroni constant and $\Psi(\cdot)$ is the digamma function [12, Eq. (8.360.1)].

V. APPLICATION EXAMPLE

In this section, we consider an UWOC system affected by temperature-induced turbulence [1]. We utilize the derived expressions for the outage probability, the average BER, and the ergodic capacity to investigate numerically the performance of such a system. To verify our analytical results for different system configurations, we consider the following scenarios:

- Scenario 1) L i.i.d. branches SC receiver is employed when $L = 3$. The channel power gain of each branch is distributed according to a \mathcal{LL} distribution with arbitrarily chosen parameters $(\alpha_l, \beta_l) \in \{(1, 2.2), (0.98, 2.3), (1.1, 2.4)\}$.
- Scenario 2) L i.i.d. branches SC receiver is employed when $L = 2$ and $L = 4$. The channel power gain of each branch is distributed according to a \mathcal{LL} distribution with measurement-based parameters $\alpha = 0.9724, \beta = 2.3311$, as given in Case 2 of Table II [1].

In Fig. 1, we plot the outage probability against the average transmit SNR ρ for different values of L when $\gamma_{th} = 10$ dB. Fig. 2 shows the average BER versus ρ , where the intensity modulation and direct detection (IM-DD) with on-off keying (OOK) modulation is employed. Fig. 3 depicts the ergodic capacity versus ρ for different values of L . In all figures, we observe that the analytical results perfectly match with the simulation results and the asymptotic results tend to converge to the exact ones as ρ grows large. In addition, increasing L improves the performance of the system, as expected.

VI. CONCLUSION

The performance of an SC receiver operating over i.i.d. log-logistic fading channels is investigated. We developed exact analytical expressions for the outage probability, the average BER, and the ergodic capacity. We also obtained exact expressions for these measures for i.i.d. channels, as a special case. Furthermore, we obtained simplified asymptotic expressions for such performance measures in the high SNR regime. We utilized the analytical results to analyze the performance of an SC receiver in UWOC systems. Monte Carlo Simulations have confirmed the correctness of our analytical framework.

APPENDIX A DERIVATION OF $f_{\gamma_{SC}}(\gamma)$

Re-expressing the H-function of $F_{\gamma_{SC}}(\gamma)$ in (9) by its original contour integral according to [11, Definition A.1], yields

$$F_{\gamma_{SC}}(\gamma) = \left(\frac{1}{2\pi j}\right)^L \oint_{c_1} \dots \oint_{c_L} [\prod_{l=1}^L \Gamma(1-s_l)\Gamma(s_l) (\rho\alpha_l)^{-\beta_l}] \gamma^{\sum_{l=1}^L \beta_l} ds_1 \dots ds_L. \quad (26)$$

Then, $f_{\gamma_{SC}}(\gamma)$ is obtained by differentiating $F_{\gamma_{SC}}(\gamma)$ w.r.t. γ as

$$f_{\gamma_{SC}}(\gamma) = \frac{\partial F_{\gamma_{SC}}(\gamma)}{\partial \gamma} = \left(\frac{1}{2\pi j}\right)^L \oint_{c_1} \dots \oint_{c_L} [\prod_{l=1}^L \Gamma(1-s_l) \Gamma(s_l) (\rho\alpha_l)^{-\beta_l}] \left(\frac{\partial}{\partial \gamma} \gamma^{\sum_{l=1}^L \beta_l}\right) ds_1 \dots ds_L. \quad (27)$$

To this end,

$$\begin{aligned} \frac{\partial}{\partial \gamma} \gamma^{\sum_{l=1}^L \beta_l} &= \left(\sum_{l=1}^L \beta_l\right) \gamma^{\left(\sum_{l=1}^L \beta_l\right)-1} \\ &= \frac{\Gamma(1 + \sum_{l=1}^L \beta_l)}{\Gamma(\sum_{l=1}^L \beta_l)} \gamma^{\left(\sum_{l=1}^L \beta_l\right)-1}, \end{aligned} \quad (28)$$

where the second equality in (28) is obtained with the help of $\Gamma(1+x) = x\Gamma(x)$ [12, Eq. (8.331.1)] with $x = \sum_{l=1}^L \beta_l$. Plugging (28) in (27) yields (29). Utilizing (29) and [11, Definition A.1], $f_{\gamma_{SC}}(\gamma)$ is as given in (10).

APPENDIX B DERIVATION OF THE BER

Plugging (29) in (12) yields (30). If we Let $z = \sqrt{\zeta\gamma}$, then the inner integral I_1 in (30) can be written as

$$I_1 = \frac{2\delta}{\zeta^{\sum_{l=1}^L \beta_l}} \int_0^\infty z^{(2\sum_{l=1}^L \beta_l)-1} \operatorname{erfc}(z) dz. \quad (33)$$

Utilizing [15, Eq. (2.8.2.1)], I_1 above can be expressed as

$$\begin{aligned} I_1 &= \frac{\delta \Gamma\left(\frac{1}{2} + \sum_{l=1}^L \beta_l\right)}{\sqrt{\pi} \zeta^{\sum_{l=1}^L \beta_l} \left(\sum_{l=1}^L \beta_l\right)} \\ &= \frac{\delta}{\sqrt{\pi} \zeta^{\sum_{l=1}^L \beta_l}} \frac{\Gamma\left(\frac{1}{2} + \sum_{l=1}^L \beta_l\right) \Gamma\left(\sum_{l=1}^L \beta_l\right)}{\Gamma\left(1 + \sum_{l=1}^L \beta_l\right)}, \end{aligned} \quad (34)$$

where the second equality is obtained with the help of $\Gamma(1+x) = x\Gamma(x)$ with $x = \sum_{l=1}^L \beta_l$. Plugging (34) in (30) yields

$$\begin{aligned} \bar{P}_e &= \frac{\delta}{\sqrt{\pi}} \left(\frac{1}{2\pi j}\right)^L \oint_{c_1} \dots \oint_{c_L} \Gamma\left(\frac{1}{2} + \sum_{l=1}^L \beta_l\right) \\ &\quad \times \left[\prod_{l=1}^L \Gamma(1-s_l)\Gamma(s_l)(\zeta\rho\alpha_l)^{-\beta_l} \right] ds_1 \dots ds_L. \end{aligned} \quad (35)$$

Utilizing (35) and [11, Definition A.1], \bar{P}_e is as in (16).

APPENDIX C DERIVATION OF THE ERGODIC CAPACITY

Plugging (29) in (14) yields the contour integral representation of the ergodic capacity in (31). With the help of [10, Eq. (8.4.6.5)], the inner integral I_2 in (31) can be written as

$$I_2 = \int_0^\infty \gamma^{\left(\sum_{l=1}^L \beta_l\right)-1} G_{2,2}^{1,2}\left(\frac{1,1}{1,0} \middle| \gamma\right) d\gamma. \quad (36)$$

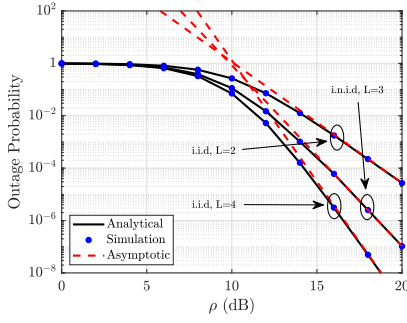
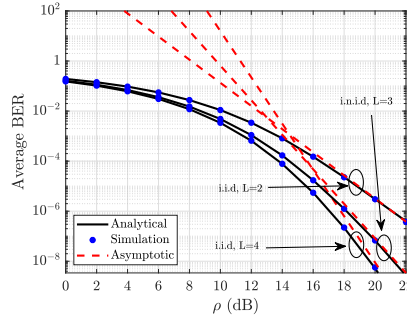
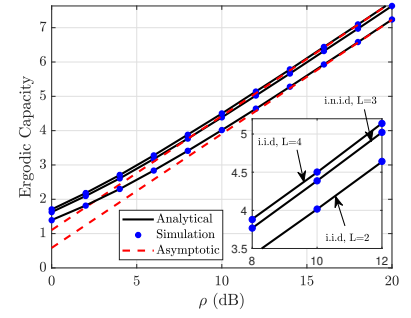
Utilizing [10, Eq. (2.24.2.1)], I_2 can be expressed as

$$I_2 = \frac{\Gamma\left(1 + \sum_{l=1}^L \beta_l\right) \Gamma\left(-\sum_{l=1}^L \beta_l\right) \Gamma\left(-\sum_{l=1}^L \beta_l\right)}{\Gamma\left(1 - \sum_{l=1}^L \beta_l\right)}. \quad (37)$$

Substituting (37) in (31) leads to (32). Utilizing (32) and [11, Definition A.1], the ergodic capacity is as in (17).

REFERENCES

- [1] W. Jiang, W. Liu, and Z. Xu, "Experimental investigation of turbulence channel characteristics for underwater optical wireless communications," in *2021 IEEE/CIC International Conference on Communications in China (ICCC)*, 2021, pp. 858–863.
- [2] M. Rebato, J. Park, P. Popovski, E. De Carvalho, and M. Zorzi, "Stochastic geometric coverage analysis in mmWave cellular networks with realistic channel and antenna radiation models," *IEEE Transactions on Communications*, vol. 67, no. 5, pp. 3736–3752, 2019.

Fig. 1. Outage Probability versus ρ .Fig. 2. Average BER versus ρ .Fig. 3. Ergodic Capacity versus ρ .

$$\begin{aligned}
 f_{\gamma_{SC}}(\gamma) &= \left(\frac{1}{2\pi j}\right)^L \oint_{c_1} \dots \oint_{c_L} \frac{\Gamma(1 + \sum_{l=1}^L \beta_l s_l)}{\Gamma(\sum_{l=1}^L \beta_l s_l)} \gamma^{(\sum_{l=1}^L \beta_l s_l) - 1} \left[\prod_{l=1}^L \Gamma(1 - s_l) \Gamma(s_l) (\rho \alpha_l)^{-\beta_l s_l} \right] ds_1 \dots ds_L \\
 &= \frac{1}{\gamma} \left(\frac{1}{2\pi j}\right)^L \oint_{c_1} \dots \oint_{c_L} \frac{\Gamma(1 + \sum_{l=1}^L \beta_l s_l)}{\Gamma(\sum_{l=1}^L \beta_l s_l)} \left[\prod_{l=1}^L \Gamma(1 - s_l) \Gamma(s_l) \left(\frac{\gamma}{\rho \alpha_l}\right)^{\beta_l s_l} \right] ds_1 \dots ds_L.
 \end{aligned} \tag{29}$$

$$\begin{aligned}
 \bar{P}_e &= \left(\frac{1}{2\pi j}\right)^L \oint_{c_1} \dots \oint_{c_L} \left[\prod_{l=1}^L \Gamma(1 - s_l) \Gamma(s_l) (\rho \alpha_l)^{-\beta_l s_l} \right] \frac{\Gamma(1 + \sum_{l=1}^L \beta_l s_l)}{\Gamma(\sum_{l=1}^L \beta_l s_l)} \\
 &\quad \times \underbrace{\left(\int_0^\infty \delta \gamma^{(\sum_{l=1}^L \beta_l s_l) - 1} \operatorname{erfc}(\sqrt{\zeta \gamma}) d\gamma \right)}_{I_1} ds_1 \dots ds_L.
 \end{aligned} \tag{30}$$

$$\begin{aligned}
 C &= \frac{1}{\ln(2)} \left(\frac{1}{2\pi j}\right)^L \oint_{c_1} \dots \oint_{c_L} \left[\prod_{l=1}^L \Gamma(1 - s_l) \Gamma(s_l) (\rho \alpha_l)^{-\beta_l s_l} \right] \frac{\Gamma(1 + \sum_{l=1}^L \beta_l s_l)}{\Gamma(\sum_{l=1}^L \beta_l s_l)} \\
 &\quad \times \underbrace{\left(\int_0^\infty \gamma^{(\sum_{l=1}^L \beta_l s_l) - 1} \ln(1 + \gamma) d\gamma \right)}_{I_2} ds_1 \dots ds_L.
 \end{aligned} \tag{31}$$

$$\begin{aligned}
 C &= \frac{1}{\ln(2)} \left(\frac{1}{2\pi j}\right)^L \oint_{c_1} \dots \oint_{c_L} \frac{\Gamma(1 + \sum_{l=1}^L \beta_l s_l) \Gamma(-\sum_{l=1}^L \beta_l s_l) \Gamma(1 + \sum_{l=1}^L \beta_l s_l) \Gamma(-\sum_{l=1}^L \beta_l s_l)}{\Gamma(\sum_{l=1}^L \beta_l s_l) \Gamma(1 - \sum_{l=1}^L \beta_l s_l)} \\
 &\quad \times \left[\prod_{l=1}^L \Gamma(1 - s_l) \Gamma(s_l) (\rho \alpha_l)^{-\beta_l s_l} \right] ds_1 \dots ds_L.
 \end{aligned} \tag{32}$$

- [3] Z. Cui, C. Briso-Rodríguez, K. Guan, C. Calvo-Ramírez, B. Ai, and Z. Zhong, "Measurement-based modeling and analysis of UAV air-ground channels at 1 and 4 GHz," *IEEE Antennas and Wireless Propagation Letters*, vol. 18, no. 9, pp. 1804–1808, 2019.
- [4] I. Sánchez and F. J. López-Martínez, "A formulation of the log-logistic distribution for fading channel modeling," *Electronics*, vol. 11, no. 15, 2022.
- [5] E. Zedini, H. M. Oubei, A. Kammoun, M. Hamdi, B. S. Ooi, and M.-S. Alouini, "Unified statistical channel model for turbulence-induced fading in underwater wireless optical communication systems," *IEEE Transactions on Communications*, vol. 67, no. 4, pp. 2893–2907, 2019.
- [6] M. V. Jamali, A. Mirani, A. Parsay, B. Abolhassani, P. Nabavi, A. Chizari, P. Khorramshahi, S. Abdollahramezani, and J. A. Salehi, "Statistical studies of fading in underwater wireless optical channels in the presence of air bubble, temperature, and salinity random variations," *IEEE Transactions on Communications*, vol. 66, no. 10, pp. 4706–4723, 2018.
- [7] X. Hou, J. Wang, T. Bai, Y. Deng, Y. Ren, and L. Hanzo, "Environment-aware AUV trajectory design and resource management for multi-tier underwater computing," *IEEE Journal on Selected Areas in Communications*, vol. 41, no. 2, pp. 474–490, 2023.
- [8] L. Zhu, H. Yao, H. Chang, Q. Tian, Q. Zhang, X. Xin, and F. R. Yu, "Adaptive optics for orbital angular momentum-based internet of underwater things applications," *IEEE Internet of Things Journal*, vol. 9, no. 23, pp. 24 281–24 299, 2022.
- [9] M. K. Simon and M.-S. Alouini, *Digital communication over fading channels*. John Wiley & Sons, 2005, vol. 95.
- [10] A. P. Prudnikov, Y. A. Brychkov, and O. I. Marichev, *Integrals and Series of Special Functions-Volume 3*. Moscow, Russia, Russia: Science, 1983.
- [11] A. M. Mathai, R. K. Saxena, and H. J. Haubold, *The H-function: theory and applications*. Springer Science & Business Media, 2009.
- [12] I. S. Gradshteyn and I. M. Ryzhik, *Table of integrals, series, and products*. Academic press, 2014.
- [13] H. Srivastava and H. Manocha, "A treatise on generating functions," 1984.
- [14] F. Yilmaz and M.-S. Alouini, "Novel asymptotic results on the high-order statistics of the channel capacity over generalized fading channels," in *2012 IEEE 13th International Workshop on Signal Processing Advances in Wireless Communications (SPAWC)*. IEEE, 2012, pp. 389–393.
- [15] A. P. Prudnikov, Y. A. Brychkov, and O. I. Marichev, *Integrals and Series of Special Functions-Volume 2*. Gordon & Breach, New York, 1986.