
Temporal Dynamic Quantization for Diffusion Models

Junhyuk So^{1*} Jungwon Lee^{1*} Daehyun Ahn² Hyungjun Kim² Eunhyeok Park^{1†}
¹Pohang University of Science and Technology, POSTECH
²SqueezeBits Inc

Abstract

The diffusion model has gained popularity in vision applications due to its remarkable generative performance and versatility. However, high storage and computation demands, resulting from the model size and iterative generation, hinder its use on mobile devices. Existing quantization techniques struggle to maintain performance even in 8-bit precision due to the diffusion model’s unique property of temporal variation in activation. We introduce a novel quantization method that dynamically adjusts the quantization interval based on time step information, significantly improving output quality. Unlike conventional dynamic quantization techniques, our approach has no computational overhead during inference and is compatible with both post-training quantization (PTQ) and quantization-aware training (QAT). Our extensive experiments demonstrate substantial improvements in output quality with the quantized diffusion model across various datasets.

1 Introduction

Generative modeling is crucial in machine learning for applications such as image [1, 2, 3, 4, 5, 6, 7, 8], voice [9, 10], and text synthesis [11, 12, 13]. Diffusion models [3, 2, 4], which progressively refine input images through a denoising process involving hundreds of iterative inferences, have recently gained prominence due to their superior performance compared to alternatives like GANs [14]. However, the high cost of diffusion models presents a significant barrier to their widespread adoption. These models have large sizes, often reaching several gigabytes, and demand enormous computation of iterative inference for a single image generation. Consequently, executing diffusion models on resource-limited mobile devices is practically infeasible, thus most applications are currently implemented on expensive, high-performance servers.

To fully exploit the potential of diffusion models, several methods to reduce the computational cost and memory requirement of diffusion models while preserving the generative performance have been proposed. For example, J. Song et al. [2] and L. Liu et al. [15] proposed a more efficient sampling scheduler, and T. Salimans & J. Ho proposed to reduce the number of sampling steps using knowledge distillation technique [16, 17]. As a result, high-fidelity images can be generated with fewer sampling steps, making the use of diffusion models more affordable and feasible. Despite these advancements, the denoising process of diffusion models still demands a substantial computational cost, necessitating further performance enhancements and model compression.

While the majority of previous approaches have focused on reducing the number of sampling steps to accelerate the denoising process, it is also important to lighten the individual denoising steps. Since the single denoising step can be regarded as a conventional deep learning model inference, various model compression techniques can be used. Quantization is a widely used compression technique where both weights and activations are mapped to the low-precision domain. While advanced quantization schemes have been extensively studied for conventional Convolution Neural Networks (CNNs) and

*Equal Contribution

†Corresponding Author : eh.park@postech.ac.kr

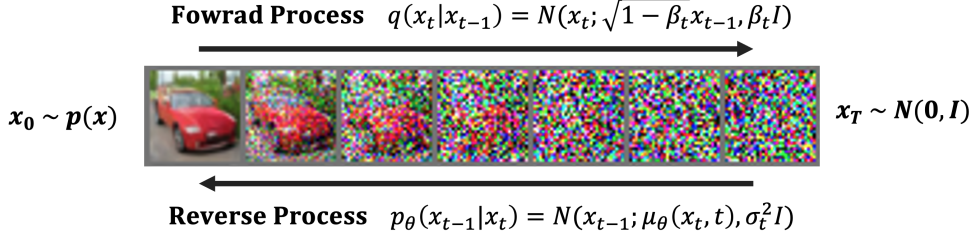


Figure 1: The forward and reverse processes of diffusion models.

language models, their application to diffusion models has shown significant performance degradation. Due to the unique property of diffusion models, such as the significant changes in the activation distribution throughout the iterative inferences, the output is heavily distorted as the activation bit-width decreases [18]. Existing quantization techniques, including both quantization-aware training (QAT) [19, 20, 21] and Post-training quantization (PTQ) [22, 23, 24, 25], are designed to address a specific distribution in existing DNNs, therefore cannot deal with time-variant activation distributions in diffusion models.

To tackle the unique challenges of diffusion model quantization, we introduce a novel design called Temporal Dynamic Quantization (TDQ) module. The proposed TDQ module generates a time-dependent optimal quantization configuration that minimizes activation quantization errors. The strong benefit of the TDQ module is the seamless integration of the existing QAT and PTQ algorithms, where the TDQ module extends these algorithms to create a time-dependent optimal quantization configuration that minimizes activation quantization errors. Specifically, the module is designed to generate no additional computational overhead during inference, making it compatible with existing acceleration frameworks without requiring modifications. The TDQ module significantly improves quality over traditional quantization schemes by generating optimal quantization parameters at each time step while preserving the advantages of quantization.

2 Backgrounds and Related Works

2.1 Diffusion Model

Diffusion models have been first introduced in 2015 [26] and revolutionized image generation by characterizing it as a sequential denoising process. As shown in Fig. 1, the forward diffusion process gradually transforms the image(x_0) into a random data(x_T) which follows standard normal distribution by adding small Gaussian noise at each time step. The reverse diffusion process generates a clean image(x_0) from a random data(x_T) by gradually removing noise from the data through iterative denoising steps. Therefore, a diffusion model learns the reverse process which is estimating the noise amount on a given noisy data at each time step (x_t). The forward(q) and reverse(p_θ) processes can be described as

$$q(x_t|x_{t-1}) = N(x_t; \sqrt{1 - \beta_t}x_{t-1}, \beta_t \mathbf{I}), \quad (1)$$

$$p_\theta(x_{t-1}|x_t) = N(x_{t-1}; \mu_\theta(x_t, t), \sigma_t^2 \mathbf{I}), \quad (2)$$

where β_t denotes the magnitude of Gaussian noise.

[3] introduced a reparameterization trick for μ_θ and the corresponding loss function, which facilitates the training of diffusion models.

$$\mu_\theta(x_t, t) = \frac{1}{\sqrt{\alpha_t}} \left(x_t - \frac{\beta_t}{\sqrt{1 - \alpha_t}} \epsilon_\theta(x_t, t) \right) \quad (3)$$

$$L_{simple} = E_{t, x_0, \epsilon} [|\epsilon - \epsilon_\theta(x_t, t)|] \quad (4)$$

While diffusion models can produce high-quality images, the iterative denoising process makes diffusion models difficult to be used for real-world scenarios. The early works on diffusion models such as DDPM [3] required hundreds to thousands of iterative inferences to generate single image, resulting extremely slow sampling speed. Therefore, numerous studies have been investigating

algorithmic enhancements and various optimizations to boost performance, aiming to make diffusion models more efficient and suitable for real-world applications. DDIM [2] introduced an implicit probabilistic model that reinterprets the Markov process of the DDPM method achieving competitive image quality with one-tenth of denoising steps. Distillation-based methods [16, 17] proposed to reduce the number of denoising steps using knowledge distillation techniques.

On the other hand, to address the significant computational overhead associated with generating high-resolution images, [4] proposed a Latent Diffusion Model (LDM) where the diffusion model takes latent variables instead of images. Especially, the large-scale diffusion model (e.g., Stable Diffusion [4]) has leveraged LDM and learned from a large-scale dataset (LAION-Dataset [27]), enabling the creation of high-quality, high-resolution images conditioned on textual input.

2.2 Quantization

Quantization is a prominent neural network optimization technique that reduces storage requirements with low-precision representation and performance improvement when the corresponding low-precision acceleration is available. With b -bit precision, only 2^b quantization levels are accessible, which considerably limits the degree of freedom of the quantized model compared to floating-point representation. Therefore, the final quality significantly varies depending on the tuning of quantization hyperparameters, such as the quantization interval or zero offset. To preserve the quality of output in low-precision, it is crucial to update the quantization parameters as well as the model parameters, taking into account the specific features and requirements of the target task.

2.3 Quantization-aware Training and Post-training Quantization

Quantization algorithms can be broadly categorized into two types: Quantization-Aware Training (QAT) [19, 28, 29, 20, 30] and Post-Training Quantization (PTQ) [23, 24, 25]. QAT applies additional training after introducing quantization operators, allowing the update of network parameters toward minimizing the final loss value considering the effect of the quantization operators. On the other hand, PTQ does not apply end-to-end forward/backward propagation after quantization. Instead, it focuses on reducing block-wise reconstruction errors induced by quantization. QAT typically outperforms PTQ in low-precision scenarios, but it may not always be applicable due to limitations such as the deficiencies of datasets, training pipelines, and resource constraints. Due to its practical usefulness, PTQ has been actively researched recently. In the literature of diffusion models, [18] introduced a dedicated 8-bit post-training quantization method, demonstrating high-fidelity image generation performance.

On the other hand, while most QAT and PTQ algorithms focus on static quantization, recent research has highlighted the benefits of input-dependent dynamic quantization [31, 32, 33, 34]. Dynamic quantization enables the adjustment of quantization intervals based on the varying input-dependent distribution of activations, which has the potential to reduce quantization error. However, implementing these dynamic approaches often incurs additional costs for extracting statistical information from activations, making it challenging to achieve performance improvements in practice.

While a number of previous works proposed different methods to accelerate sampling process of diffusion models, there have been limited works tried to exploit dynamic nature of diffusion models. In this paper, we propose a novel quantization scheme for diffusion models which minimizes activation quantization errors by enabling the generation of suitable quantization interval based on the time step information, all without incurring additional inference costs.

3 Temporal Dynamic Quantization

3.1 Quantization Methods

Before elaborating the proposed method, we define the quantization function used in our work. In this study, we focus on b -bit linear quantization, where the 2^b possible quantization levels are evenly spaced. Linear quantization involves two key hyperparameters: the quantization interval s and the zero offset z . Given the full-precision data x , the quantized data \hat{x} can be calculated as follows:

$$\bar{x} = \text{clip}(\lfloor x/s \rfloor + z, n, p), \quad \hat{x} = s \cdot (\bar{x} - z), \quad (5)$$

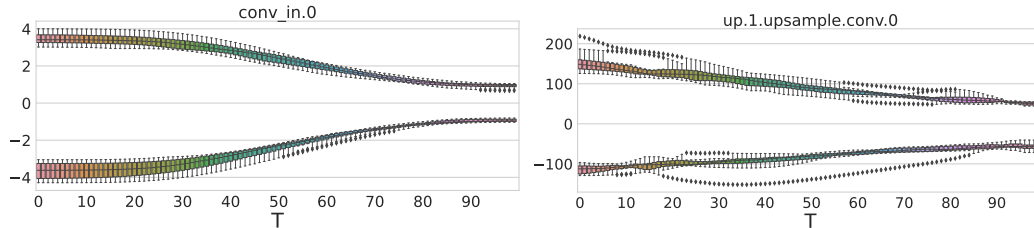


Figure 2: **Evolution of Activation Distribution of Diffusion Model over Time Steps** Boxplot depicting the maximum and minimum values of activation for the DDIM model trained on the CIFAR-10 dataset across different time steps.

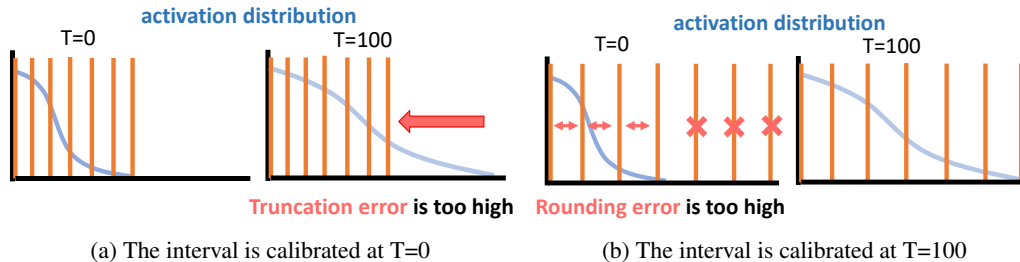


Figure 3: **Limitation of Static Quantization for Diffusion Models.** Assume that the activation distribution enlarges as time step progresses. (a) Large truncation error due to small quantization interval and (b) Large rounding error due to large quantization interval.

where $n(p)$ is the smallest (largest) quantization index, $clip(\cdot)$ is a clipping function and $[\cdot]$ is a rounding function. For practical acceleration purposes, we utilize symmetric quantization for weights, where $z = 0$ and $p = -n = 2^{(b-1)} - 1$. On the other hand, for activation quantization, we assume asymmetric quantization with $z \neq 0$, $n = 0$, and $p = 2^b - 1$, which is a commonly adopted approach [35].

3.2 Challenges of Diffusion Model Quantization

The biggest challenge of quantizing diffusion models is to find optimal quantization parameters (s and z) for activation that minimizes the quantization error. As shown in Fig. 2, activation distribution of diffusion models have a unique property due to the iterative denoising process, whose distribution highly varies depending on the time step (t) regardless of the layer index. Therefore, using static values for quantization parameters causes significant quantization error for different time steps, as shown in Fig. 3. Previous studies [36, 18] has also reported the dynamic property of activations in diffusion models and attempted to address it by sampling the calibration dataset across overall time frames. However, despite these efforts, these studies still relied on static parameters, resulting in sub-optimal convergence of minimizing quantization error. To tackle this problem fundamentally, it is crucial to enable the update of quantization parameters considering the dynamics in the input activation distribution.

3.3 Implementation of TDQ Module

To address the rapid changes in input activation, one easy way of think is input-dependent dynamic quantization. Previous studies have demonstrated that incorporating a quantization module that generates the quantization parameters based on input features such as minimum, maximum, and average values can lead to significant improvements in accuracy for specific applications. According to our observation, as will be presented in the supplementary material, our own implementation of input-dependent dynamic quantization offers notable quality improvement. However, the process of gathering statistics on the given activation introduces complex implementation and notable overhead. Despite the potential of quality improvement, this approach may not be an attractive solution in practice.

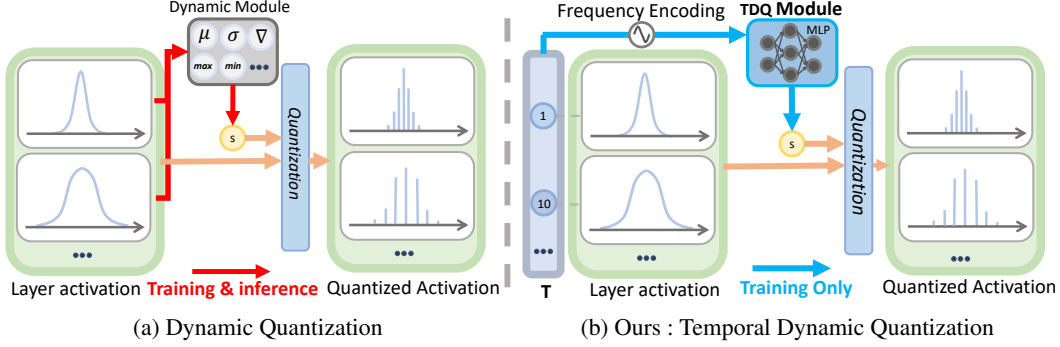


Figure 4: **Overview of TDQ module** Comparison between (a) Input-dependent dynamic quantization, which requires activation statistics during both training and inference, and (b) the proposed TDQ module that enables cost-free inference based on pre-computed intervals.

Instead, we propose a novel dynamic quantization that utilizes temporal information rather than input activation. Although the activation distribution might change based on the input data, the overall trends are similar within the same time frame (See Fig 2). Therefore, we can depicts the optimal interval based on the differences in time steps, leading to a more reliable and robust quantization results.

The implementation details are presented in Fig. 4 (b). In the TDQ module, the dynamic interval \tilde{s} is generated based on the provided time step t as follows:

$$I = enc(t), \quad \tilde{s} = f(I), \quad (6)$$

where $enc(\cdot)$ represents the encoding function of the time step, which will be described in Section 3.4. Here, I is the encoded feature, and $f(\cdot)$ signifies the generator module function.

In our approach, the TDQ module is attached to each quantization operator, and the independent dynamic quantization interval is generated based on the given time step. As illustrated in the Fig. 4, the generator is implemented by simply stacking multiple linear layers with a softplus function to constrain the data range to non-negative value. Please note that all components of the generator are differentiable. As a result, during the PTQ or QAT process, the interval can be updated toward minimizing quantization error using gradient descent.

For instance, when employing a well-known QAT algorithm such as LSQ [29], the static interval can be substituted by the output of the TDQ module. The quantization function from Eq. 5 is then modified as follows:

$$\bar{x} = clip(\lfloor x/\tilde{s} \rfloor + z, n, p), \quad \hat{x} = \tilde{s} \cdot (\bar{x} - z). \quad (7)$$

When we use a straight-through estimator [37], the gradient can propagate through the learnable parameters of the generator. These parameters are then updated via iterative gradient descent, with the goal of minimizing the final task loss. The same pipeline can be applied to PTQ algorithms that utilize local gradient of minimizing reconstruction error [23, 24]. Consequently, the TDQ module is easily applicable to both QAT and PTQ schemes.

However, unlike input-dependent dynamic quantization, the TDQ module enables cost-free inference. After the PTQ or QAT process, the time-dependent interval can be pre-computed offline, and during inference, we can utilize the pre-computed value. In addition, the pre-computed interval provides a strong advantage by enabling the seamless integration of TDQ module on existing frameworks without modifications.

3.4 Engineering Details

We conducted a series of experiments to enhance the stability and effectiveness of the TDQ module, and figured out that several engineering improvements play a key role in achieving reliable results. This section provides a detailed description of these improvements and their impact on the performance of the TDQ module.

Frequency Encoding of Time Step Feeding the time step directly to the generator results in inferior convergence quality. This is primarily due to the well-known low-frequency inductive bias of neural networks [38, 39]. If the time step is directly input to the generator, it tends to produce an interval that barely changes regardless of the time step. To mitigate this low-frequency bias, we use geometric Fourier encoding for time step [40, 41], as described in Eq. 6.

$$I = enc(t) = (\sin(\frac{t}{t_{max}^{0/d}}), \cos(\frac{t}{t_{max}^{0/d}}), \sin(\frac{t}{t_{max}^{2/d}}), \cos(\frac{t}{t_{max}^{2/d}}), \dots, \sin(\frac{t}{t_{max}^{d/d}}), \cos(\frac{t}{t_{max}^{d/d}})), \quad (8)$$

where t is the current time step, d is the dimension of encoding vector, and I is the encoded vector. This encoding approach allows the TDQ module to accommodate high-frequency dynamics of time step. In this paper, we set t_{max} as 10000, empirically.

Initialization of TDQ Module Proper initialization of quantization interval is crucial, as incorrect initialization can lead to instability in QAT or PTQ processes. Existing quantization techniques only need to initialize the static step value, but we need to initialize the TDQ module’s output to the desired value. To achieve this, we utilize He initialization [42] for the weights and set the bias of the TDQ module (MLP)’s last linear layer to the desired value. Given that the input to the MLP (geometric Fourier encoding) can be treated as a random variable with a mean of zero, the output of the He-initialized MLP will also have a mean of zero. Thus, we can control the mean of the MLP output to a desired value via bias adjustment. After extracting 1000 samples for the entire time step, we initialized the quantization interval to minimize the overall error and then conducted an update to allow adaptation to each time step.

4 Experimental Setup

In order to demonstrate the superior performance of TDQ, we conducted tests using two different models: DDIM [2], a pixel space diffusion model, and LDM [4], a latent space diffusion model. For the DDIM experiments, we utilized the CIFAR-10 dataset [43] (32x32), while for the LDM experiments, we employed the LSUN Churches dataset [44] (256x256). This allowed us to showcase the effectiveness of the proposed method in both low and high-resolution image generation scenarios. We applied PTQ and QAT to both models. However, it is important to note that while the latent diffusion model consists of a VAE and a diffusion model, we focused on quantizing the diffusion model and did not perform quantization on the VAE component.

In the absence of prior QAT studies for the diffusion model, we experimented with well-known static quantization methods, i.e., PACT [19], LSQ(+) [29], and NIPQ [30] as baselines. Our idea is integrated on top of LSQ, by replacing the static interval as an output of TDQ module. Per-layer quantization was applied to activations and weights of all convolutional and linear layers, including the activation of the attention layer. The models were trained for 200K iterations on CIFAR-10 and LSUN-churches, with respective batch sizes of 128 and 32. The learning rate schedule was consistent with the full precision model.

In PTQ, we used PTQ4DM [18], a state-of-the-art study, as a baseline for extensive analysis. For a fair comparison, we mirrored the experimental settings of PTQ4DM but modified the activation quantization operator with a TDQ module for dynamic quantization interval generation. Like PTQ4DM, we used per-channel asymmetric quantization for weight and per-tensor asymmetric quantization for activation. The weight quantization range was determined by per-channel minimum/maximum values, and the activation quantization range was trained via gradient descent to minimize blockwise reconstruction loss, as in methods like BRECQ [24]. Quantization was applied to all layers, but in the LDM PTQ experiment, the activation of the attrition matrix was not quantized. Following PTQ4DM’s approach, we used a calibration set of 5120 samples for PTQ, consisting of 256 images with 20 random time steps selected per image.

To measure the performance of the models, we used Fréchet Inception Distance (FID) [45] and Inception Score (IS) [46] for CIFAR-10, and FID for LSUN-churches. For evaluation, we generated 50,000 images using QAT with DDIM 200 step sampling, and 50,000 images using PTQ with DDIM 100 steps. In the case of QAT, we selected 5 checkpoints with the lowest validation loss and reported the scores from the best performing models.

All of experiments were conducted on the high performance servers having 4xA100 GPUs and 8xGTX3090 GPUs with PyTorch [47] 2.0 framework. The source code will be available after the

Table 1: QAT results of diffusion models. N/A represents the failure of convergence.

(CIFAR-10)	Methods	FID ↓ / IS ↑				
		W8A8	W4A8	W8A4	W4A4	W3A3
DDIM [2]	PACT [19]	18.43 / 7.62	22.09 / 7.55	68.58 / 5.93	51.92 / 6.41	N/A / N/A
	LSQ [29]	3.87 / 9.62	4.53 / 9.38	6.2 / 9.56	7.3 / 9.45	35.96 / 7.23
	NIPQ [30]	3.91 / 9.49	13.08 / 9.7	6.36 / 9.59	30.73 / 8.94	N/A / N/A
	Ours	3.77 / 9.58	4.13 / 9.59	4.56 / 9.64	4.8 / 9.52	20.26 / 7.87

(Churches)	Methods	FID ↓				
		W8A8	W4A8	W8A4	W4A4	W3A3
LDM [4]	PACT [19]	14.44	15.56	15.84	17.83	N/A
	LSQ [29]	8.39	9.18	9.88	10.07	17.72
	NIPQ [30]	8.27	12.73	10.21	13.38	N/A
	Ours	8.17	8.91	8.96	9.09	14.93

Table 2: PTQ results of diffusion models. FP represents the output of the full-precision checkpoint.

(CIFAR-10)	Methods	FID ↓ / IS ↑			
		W8A8	W8A7	W8A6	FP
DDIM [2]	Min-Max	8.73 / 9	34.61 / 8.28	332.15 / 1.47	
	PTQ4DM [18]	6.15 / 8.84	6.2 / 8.83	22.43 / 8.77	5.59 / 8.94
	Ours	5.99 / 8.85	5.8 / 8.82	5.71 / 8.84	

(Churches)	Methods	FID ↓			
		W8A8	W8A6	W8A5	FP
LDM [4]	Min-Max	4.34	103.15	269.05	
	PTQ4DM [18]	3.97	4.26	7.06	4.04
	Ours	3.89	4.24	4.85	

review process. Besides, we use the notation W_xA_y to represent x -bit weight & y -bit activation quantization for brevity.

5 Results

5.1 Quality Analysis after QAT and PTQ

Table 1 compares the TDQ module with existing static quantization methods. As the activation bit decreases, all static quantization methods show inferior quality, while our approach shows consistent output. TDQ module gives substantial quality improvement even in 8-bit, and the benefit becomes even large in 4-bit precision, showing negligible quality degradation to full-precision output. TDQ achieves these benefits by efficiently allocating the limited activation quantization levels.

Besides, NIPQ was introduced to address the instability of the straight-through estimator by applying pseudo quantization based on artificial noise. However, the noise of NIPQ is indistinguishable from the input noise, hindering the diffusion model’s convergence. Additional efforts are required to exploit the benefit of PQN-based QAT for diffusion models.

Table 2 presents PTQ comparison of TDQ module against existing static PTQ schemes. The Min-Max method represents a naive linear quantization approach where the range is determined by the




Figure 5: Visualization of W4A4 QAT results, DDIM on CIFAR-10 dataset, (up) Ours (Down) LSQ




Figure 6: Visualization of W8A6 PTQ results, DDIM on CIFAR-10 dataset, (up) Ours (Down) PTQ4DM



Figure 7: Visualization of W8A5 PTQ results, LDM on LSUN-churches dataset, (up) Ours (Down) PTQ4DM

minimum and maximum values of the target tensor. The experiments demonstrate that while all baselines maintain a good level of FID when the activation bit is high, they experience significant performance degradation as the activation bit decreases. In contrast, TDQ exhibits only a slight level of FID degradation, indicating that the TDQ module is a robust methodology that performs well in both QAT and PTQ scenarios.

Fig. 5 to 7 visualize the generated images of quantized diffusion models. Our method consistently outperforms other quantization techniques in producing images with high-fidelity within the same bit-width configuration. Figs. 5 and 6 further illustrate this, as conventional QAT and PTQ produce blurred and unrecognizable images, whereas our method generates realistic images. The integration of temporal information in activation quantization is shown to be highly effective in maintaining the perceptual quality of the output.

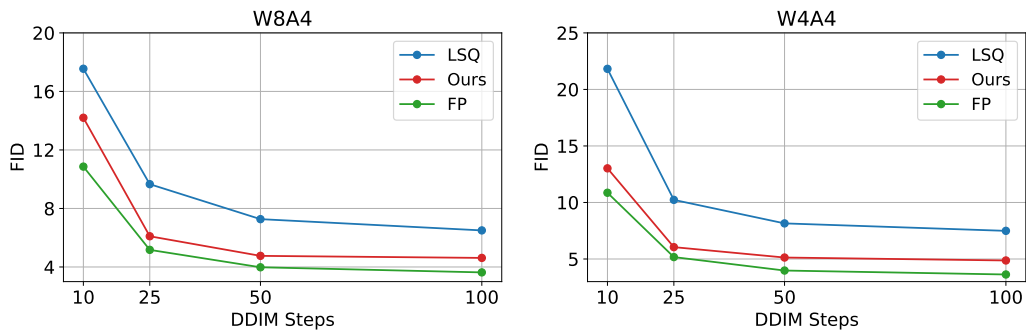


Figure 8: **Number of sampling step vs FID** Comparison between the proposed method and conventional QAT when reducing the inference time step from 100 to 10.

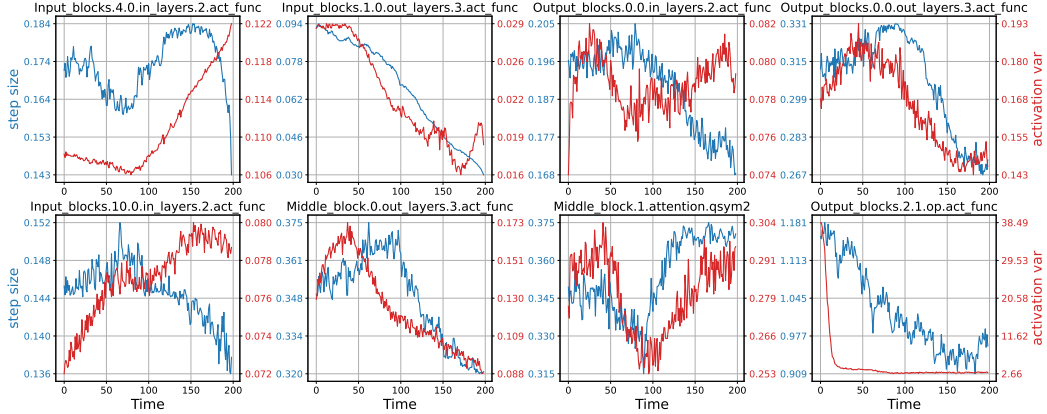


Figure 9: **Output dynamics of TDQ module** Visualization of the generated interval versus the variation of input activation.

5.2 Generalization Performance of TDQ Module

This section presents the experimental results on the performance of the TDQ module for fast-forward inference. Training is carried out to fully encompass all time steps from 1 to 1000, however, inference can be executed with fewer time steps (between 50 to 100) for enhanced performance. This changes the distribution of the time steps during training/testing, thus, the TDQ module’s generation requires good generalization abilities.

Fig. 8 displays the FID measurement results for the DDIM model quantized by the LSQ algorithm for both W8A4 and W4A4 configurations. The time step gradually decreases from 100 to 10 during inference. As depicted, LSQ’s performance significantly deteriorates as the number of time step decreases, whereas our method’s performance declines similarly to the full-precision baseline. This experiment demonstrates that the TDQ module functions effectively even when the sampling time step varies.

5.3 Ablation Studies of TDQ module

To investigate the output dynamics of the TDQ module, we visualized the updates of the dynamic interval in relation to time steps (Fig. 9). The interval, trained using W4A4 LSQ on DDIM, demonstrates a tendency to change in alignment with activation variations. However, this pattern is not consistently observed across all layers. The inconsistencies could potentially indicate that the TDQ module is attempting to generate an interval that minimizes the final loss value, as LSQ adjusts the quantization interval accordingly.

In order to provide a more comprehensive analysis of the advantages of the TDQ module, we conducted a comparison with existing input-dependent dynamic quantization methods and investigated the influence of the temporal encoding scheme of TDQ module. The detailed results of this experiment can be found in the supplementary material.

6 Conclusion

In this paper, we explore the challenge of activation quantization in the diffusion model, specifically the dynamics of activation across time steps, and show that existing static quantization methods fall short of effectively addressing this issue. We introduce the TDQ module, seamlessly integrated into both QAT and PTQ, while enhancing the output quality significantly based on the dynamic quantization interval generation. Since our approach can be implemented without any overhead during inference, we expect our study to help improve performance while preserving quality in low-bit diffusion models for mobile and edge devices.

References

- [1] Minguk Kang, Jun-Yan Zhu, Richard Zhang, Jaesik Park, Eli Shechtman, Sylvain Paris, and Taesung Park. Scaling up gans for text-to-image synthesis, 2023.
- [2] Jiaming Song, Chenlin Meng, and Stefano Ermon. Denoising diffusion implicit models. *International Conference on Learning Representations ICLR*, 2021.
- [3] Jonathan Ho, Ajay Jain, and Pieter Abbeel. Denoising diffusion probabilistic models, 2020.
- [4] Robin Rombach, Andreas Blattmann, Dominik Lorenz, Patrick Esser, and Björn Ommer. High-resolution image synthesis with latent diffusion models. In *Proceedings of the IEEE/CVF Conference on Computer Vision and Pattern Recognition*, pages 10684–10695, 2022.
- [5] Jonathan Ho and Tim Salimans. Classifier-free diffusion guidance. *arXiv preprint arXiv:2207.12598*, 2022.
- [6] Chitwan Saharia, William Chan, Saurabh Saxena, Lala Li, Jay Whang, Emily L Denton, Kamyar Ghasemipour, Raphael Gontijo Lopes, Burcu Karagol Ayan, Tim Salimans, et al. Photorealistic text-to-image diffusion models with deep language understanding. *Advances in Neural Information Processing Systems*, 35:36479–36494, 2022.
- [7] Yang Song and Stefano Ermon. Generative modeling by estimating gradients of the data distribution. *Advances in neural information processing systems*, 32, 2019.
- [8] Yang Song, Jascha Sohl-Dickstein, Diederik P Kingma, Abhishek Kumar, Stefano Ermon, and Ben Poole. Score-based generative modeling through stochastic differential equations. *arXiv preprint arXiv:2011.13456*, 2020.
- [9] Jonathan Shen, Ruoming Pang, Ron J Weiss, Mike Schuster, Navdeep Jaitly, Zongheng Yang, Zhifeng Chen, Yu Zhang, Yuxuan Wang, Rj Skerrv-Ryan, et al. Natural tts synthesis by conditioning wavenet on mel spectrogram predictions. In *2018 IEEE international conference on acoustics, speech and signal processing (ICASSP)*, pages 4779–4783. IEEE, 2018.
- [10] Yi Ren, Chenxu Hu, Xu Tan, Tao Qin, Sheng Zhao, Zhou Zhao, and Tie-Yan Liu. Fastspeech 2: Fast and high-quality end-to-end text to speech. In *International Conference on Learning Representations*, 2021.
- [11] Tom Brown, Benjamin Mann, Nick Ryder, Melanie Subbiah, Jared D Kaplan, Prafulla Dhariwal, Arvind Neelakantan, Pranav Shyam, Girish Sastry, Amanda Askell, et al. Language models are few-shot learners. *Advances in neural information processing systems*, 33:1877–1901, 2020.
- [12] Susan Zhang, Stephen Roller, Naman Goyal, Mikel Artetxe, Moya Chen, Shuohui Chen, Christopher Dewan, Mona Diab, Xian Li, Xi Victoria Lin, et al. Opt: Open pre-trained transformer language models. *arXiv preprint arXiv:2205.01068*, 2022.
- [13] Hugo Touvron, Thibaut Lavril, Gautier Izacard, Xavier Martinet, Marie-Anne Lachaux, Timothée Lacroix, Baptiste Rozière, Naman Goyal, Eric Hambro, Faisal Azhar, Aurelien Rodriguez, Armand Joulin, Edouard Grave, and Guillaume Lample. Llama: Open and efficient foundation language models, 2023.
- [14] Prafulla Dhariwal and Alex Nichol. Diffusion models beat gans on image synthesis, 2021.
- [15] Luping Liu, Yi Ren, Zhijie Lin, and Zhou Zhao. Pseudo numerical methods for diffusion models on manifolds. In *International Conference on Learning Representations*, 2022.
- [16] Tim Salimans and Jonathan Ho. Progressive distillation for fast sampling of diffusion models. In *International Conference on Learning Representations*, 2022.
- [17] Chenlin Meng, Ruiqi Gao, Diederik P Kingma, Stefano Ermon, Jonathan Ho, and Tim Salimans. On distillation of guided diffusion models. In *NeurIPS 2022 Workshop on Score-Based Methods*, 2022.
- [18] Yuzhang Shang, Zhihang Yuan, Bin Xie, Bingzhe Wu, and Yan Yan. Post-training quantization on diffusion models, 2023.
- [19] Jungwook Choi, Zhuo Wang, Swagath Venkataramani, Pierce I-Jen Chuang, Vijayalakshmi Srinivasan, and Kailash Gopalakrishnan. PACT: parameterized clipping activation for quantized neural networks. *CoRR*, abs/1805.06085, 2018.

- [20] Yash Bhalgat, Jinwon Lee, Markus Nagel, Tijmen Blankevoort, and Nojun Kwak. LSQ+: improving low-bit quantization through learnable offsets and better initialization. *Conference on Computer Vision and Pattern Recognition (CVPR)*, 2020.
- [21] Eunhyeok Park and Sungjoo Yoo. PROFIT: A novel training method for sub-4-bit mobilenet models. *European Conference on Computer Vision (ECCV)*, 2020.
- [22] Markus Nagel, Mart van Baalen, Tijmen Blankevoort, and Max Welling. Data-free quantization through weight equalization and bias correction. In *Proceedings of the IEEE/CVF International Conference on Computer Vision*, pages 1325–1334, 2019.
- [23] Markus Nagel, Rana Ali Amjad, Mart Van Baalen, Christos Louizos, and Tijmen Blankevoort. Up or down? adaptive rounding for post-training quantization. In *International Conference on Machine Learning*, pages 7197–7206. PMLR, 2020.
- [24] Yuhang Li, Ruihao Gong, Xu Tan, Yang Yang, Peng Hu, Qi Zhang, Fengwei Yu, Wei Wang, and Shi Gu. Brecq: Pushing the limit of post-training quantization by block reconstruction. In *International Conference on Learning Representations*, 2021.
- [25] Xiuying Wei, Ruihao Gong, Yuhang Li, Xianglong Liu, and Fengwei Yu. Qdrop: Randomly dropping quantization for extremely low-bit post-training quantization. In *International Conference on Learning Representations*, 2022.
- [26] Jascha Sohl-Dickstein, Eric Weiss, Niru Maheswaranathan, and Surya Ganguli. Deep unsupervised learning using nonequilibrium thermodynamics. In *International Conference on Machine Learning*, pages 2256–2265. PMLR, 2015.
- [27] Christoph Schuhmann, Romain Beaumont, Richard Vencu, Cade W Gordon, Ross Wightman, Mehdi Cherti, Theo Coombes, Aarush Katta, Clayton Mullis, Mitchell Wortsman, et al. Laion-5b: An open large-scale dataset for training next generation image-text models. In *Thirty-sixth Conference on Neural Information Processing Systems Datasets and Benchmarks Track*, 2022.
- [28] Sangil Jung, Changyong Son, Seohyung Lee, JinWoo Son, Jae-Joon Han, Youngjun Kwak, Sung Ju Hwang, and Changkyu Choi. Learning to quantize deep networks by optimizing quantization intervals with task loss. *Conference on Computer Vision and Pattern Recognition (CVPR)*, 2019.
- [29] Steven K. Esser, Jeffrey L. McKinstry, Deepika Bablani, Rathinakumar Appuswamy, and Dharmendra S. Modha. Learned step size quantization. *International Conference on Learning Representations (ICLR)*, 2020.
- [30] Sein Park, Junhyuk So, Juncheol Shin, and Eunhyeok Park. Nipq: Noise injection pseudo quantization for automated dnn optimization. *arXiv preprint arXiv:2206.00820*, 2022.
- [31] Yunshan Zhong, Mingbao Lin, Xunchao Li, Ke Li, Yunhang Shen, Fei Chao, Yongjian Wu, and Rongrong Ji. Dynamic dual trainable bounds for ultra-low precision super-resolution networks. *arXiv preprint arXiv:2203.03844*, 2022.
- [32] Changhun Lee, Hyungjun Kim, Eunhyeok Park, and Jae-Joon Kim. Insta-bnn: Binary neural network with instance-aware threshold. *arXiv preprint arXiv:2204.07439*, 2022.
- [33] Cheeun Hong, Sungyong Baik, Heewon Kim, Seungjun Nah, and Kyoung Mu Lee. Cadyq: Content-aware dynamic quantization for image super-resolution. In *Computer Vision–ECCV 2022: 17th European Conference, Tel Aviv, Israel, October 23–27, 2022, Proceedings, Part VII*, pages 367–383. Springer, 2022.
- [34] Zhenhua Liu, Yunhe Wang, Kai Han, Siwei Ma, and Wen Gao. Instance-aware dynamic neural network quantization. In *Proceedings of the IEEE/CVF Conference on Computer Vision and Pattern Recognition*, pages 12434–12443, 2022.
- [35] Andrew Tulloch and Yangqing Jia. Quantization and training of neural networks for efficient integer-arithmetic-only inference. *Conference on Computer Vision and Pattern Recognition (CVPR)*, 2018.
- [36] Xiuyu Li, Long Lian, Yijiang Liu, Huanrui Yang, Zhen Dong, Daniel Kang, Shanghang Zhang, and Kurt Keutzer. Q-diffusion: Quantizing diffusion models, 2023.
- [37] Yoshua Bengio, Nicholas Léonard, and Aaron Courville. Estimating or propagating gradients through stochastic neurons for conditional computation. *arXiv preprint arXiv:1308.3432*, 2013.

- [38] Nasim Rahaman, Aristide Baratin, Devansh Arpit, Felix Draxler, Min Lin, Fred Hamprecht, Yoshua Bengio, and Aaron Courville. On the spectral bias of neural networks. In *International Conference on Machine Learning*, pages 5301–5310. PMLR, 2019.
- [39] Matthew Tancik, Pratul Srinivasan, Ben Mildenhall, Sara Fridovich-Keil, Nithin Raghavan, Utkarsh Singhal, Ravi Ramamoorthi, Jonathan Barron, and Ren Ng. Fourier features let networks learn high frequency functions in low dimensional domains. *Advances in Neural Information Processing Systems*, 33:7537–7547, 2020.
- [40] Ashish Vaswani, Noam Shazeer, Niki Parmar, Jakob Uszkoreit, Llion Jones, Aidan N Gomez, Łukasz Kaiser, and Illia Polosukhin. Attention is all you need. *Advances in neural information processing systems*, 30, 2017.
- [41] Ben Mildenhall, Pratul P Srinivasan, Matthew Tancik, Jonathan T Barron, Ravi Ramamoorthi, and Ren Ng. Nerf: Representing scenes as neural radiance fields for view synthesis. *Communications of the ACM*, 65(1):99–106, 2021.
- [42] Kaiming He, Xiangyu Zhang, Shaoqing Ren, and Jian Sun. Delving deep into rectifiers: Surpassing human-level performance on imagenet classification. In *Proceedings of the IEEE international conference on computer vision*, pages 1026–1034, 2015.
- [43] Alex Krizhevsky, Geoffrey Hinton, et al. Learning multiple layers of features from tiny images. *Citeseer*, 2009.
- [44] Fisher Yu, Ari Seff, Yinda Zhang, Shuran Song, Thomas Funkhouser, and Jianxiong Xiao. Lsun: Construction of a large-scale image dataset using deep learning with humans in the loop. *arXiv preprint arXiv:1506.03365*, 2015.
- [45] Martin Heusel, Hubert Ramsauer, Thomas Unterthiner, Bernhard Nessler, and Sepp Hochreiter. Gans trained by a two time-scale update rule converge to a local nash equilibrium. *Advances in neural information processing systems*, 30, 2017.
- [46] Tim Salimans, Ian Goodfellow, Wojciech Zaremba, Vicki Cheung, Alec Radford, and Xi Chen. Improved techniques for training gans. *Advances in neural information processing systems*, 29, 2016.
- [47] Adam Paszke, Sam Gross, Francisco Massa, Adam Lerer, James Bradbury, Gregory Chanan, Trevor Killeen, Zeming Lin, Natalia Gimelshein, Luca Antiga, et al. Pytorch: An imperative style, high-performance deep learning library. *Advances in neural information processing systems*, 32, 2019.

Supplementary Materials

S-I Introduction

In this Supplementary material, we present the results of the experiments mentioned in the paper, along with additional experiments. The following items are provided:

- A comparison between Dynamic Quantization and Temporal Dynamic Quantization in Section S-II.
- Ablation study on time step encoding in Section S-III.
- Various non-cherry-picked results of generated images in Section S-IV.
- Detailed experimental results on the Output dynamics of the TDQ module in Section S-V.
- Detailed experimental results on the Evolution of Activation Distribution in Section S-VI.

Table S1: Dynamic Quantization vs TDQ

method	FID	IS
FP32	3.56	9.53
Static Quantization(LSQ)	7.3	9.45
(a) Dynamic Quantization	6.21	9.11
(b) + Generator	5.49	9.81
(c) + Time information	4.96	9.4
TDQ	4.8	9.52

Table S2: Time step encoding ablation

Time embedding	FID	IS
No preprocess (T=1,2,...)	N/A	N/A
Normalize	5.03	9.49
random fourier	4.76	9.53
frequency encoding	4.80	9.52

S-II Dynamic quant VS TDQ

In Table S1, We compare the performance of Dynamic Quantization and TDQ on CIFAR-10 DDIM W4A4 QAT. In the implementation of Dynamic Quantization, three approaches were compared: (a) determining the quantization interval for each layer dynamically using the formula $s = x.abs().max()/(n_lv)$, (b) passing layer statistics information (Min, Max, Mean, Var) to a trainable generator for interval generation, and (c) combining these statistics with time information for interval generation.

Notably, the results demonstrate that TDQ achieves superior performance compared to Dynamic Quantization, even without direct utilization of the layer’s distribution information. Moreover, it is observed that when time information and distribution information are used together, the performance is better when utilizing time information alone. We believe that this is because directly using the distribution information of each layer to determine the quantization interval can result in suboptimal performance due to the sensitivity of the generated intervals to rapid changes in the layer’s distribution, such as outlier data.

S-III Ablation study of time step encoding

In this section, an ablation study was conducted on the time step encoding, which serves as the input for the TDQ module. Table S2 presents the ablation study on the methods for encoding time step information into an TDQ module. The experiment is conducted on CIFAR-10 DDIM W4A4 QAT. As observed from the table, when no preprocessing is applied, the training becomes infeasible due to significant differences in values. Training stabilizes when normalization is applied; however, it is noted that encoding techniques such as frequency encoding or random Fourier encoding result in improved performance by incorporating high-frequency inductive biases. Although Random Fourier encoding [39] exhibits slightly superior performance, it introduces additional training costs. Hence, a simpler and deterministic frequency encoding approach was employed.

S-IV Random sampling results

In this section, we provide our non-cherry-picked generated images using TDQ, under 4 different bitwidth settings (W8A8, W8A4, W4A8, W4A4). Results are shown in the Fig. S1, S2, S3, S4




Figure S1: QAT CIFAR-10 Random Sampled Images W8A8 (Left) W8A4 (Right)




Figure S2: QAT CIFAR-10 Random Sampled Images W4A8 (Left), W4A4 (Right)

S-V Output dynamics of TDQ module

In this section, we provide dynamics of TDQ module in more different layers and models. Results are shown in Figure S5, S6

S-VI Evolution of Activation Distribution

In Fig. S7, we demonstrate the different layer's temporal evolutions of the activation distribution trained on the CIFAR-10 DDIM model. From the downsampling layer to the attention layer, we can observe that all layers possess temporal dependency.



Figure S3: QAT LSUN Random Sampled Images W8A8 (Left) W8A4 (Right)



Figure S4: QAT LSUN Random Sampled Images W4A8 (Left), W4A4 (Right)

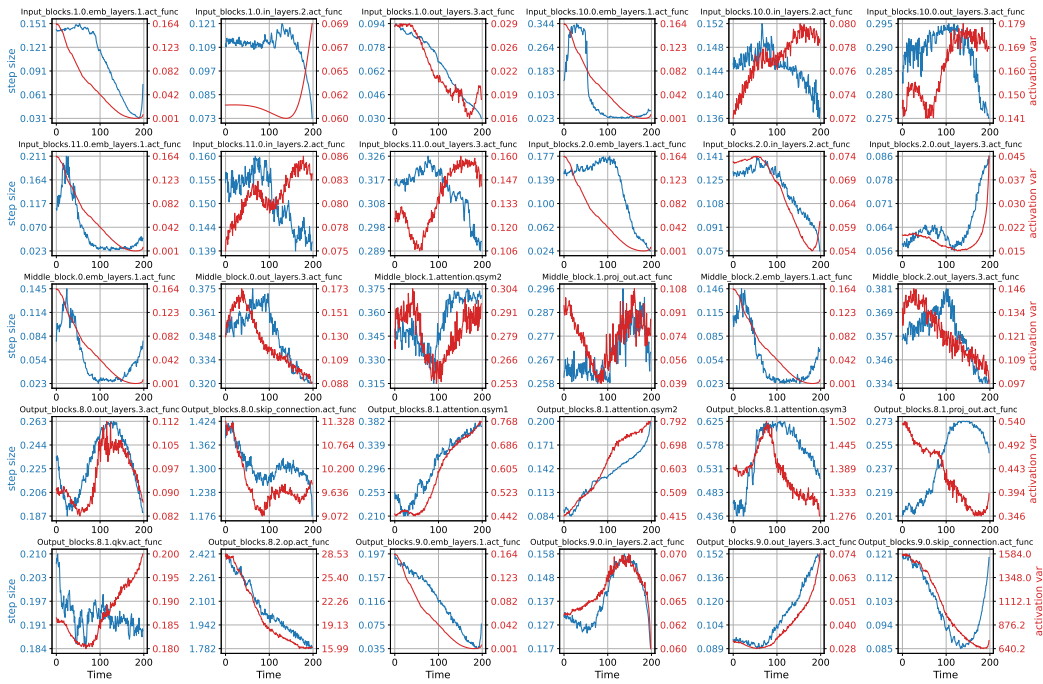


Figure S5: DDIM CIFAR-10 TDQ output dynamics

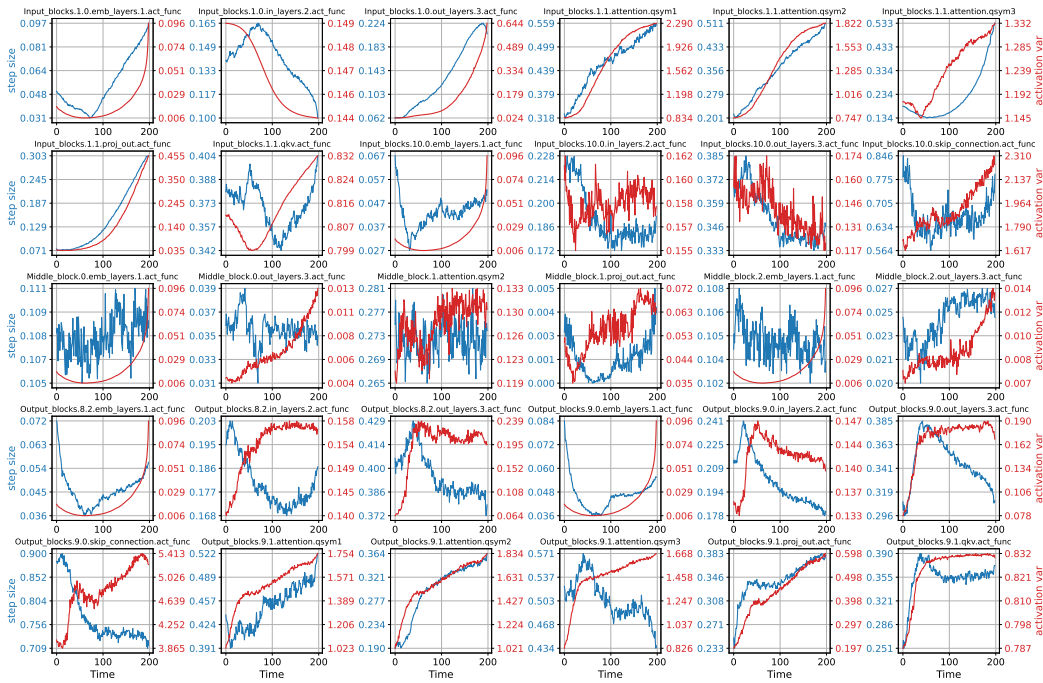


Figure S6: LDM LSUN-churches TDQ output dynamics

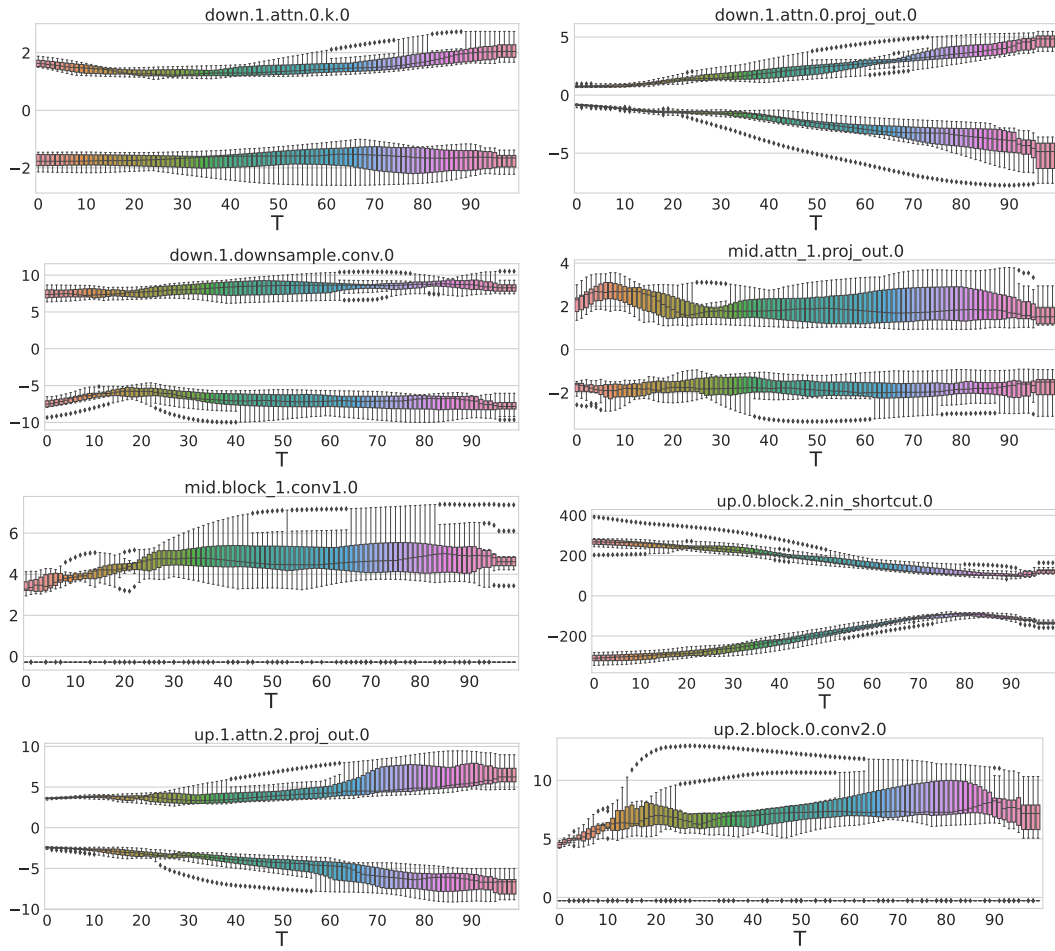


Figure S7: Temporal Evolution of Activation Distribution (DDIM CIFAR-10)