

PathFinder: Returning Paths in Graph Queries

Benjamín Farías^{a,c}, Wim Martens^b, Carlos Rojas^c and Domagoj Vrgoč^{a,c,*}

^a Pontificia Universidad Católica de Chile, Chile

^b University of Bayreuth, Germany

^c Millennium Institute for Foundational Research on Data (IMFD), Santiago, Chile

E-mails: bffarias@uc.cl, wim.martens@uni-bayreuth.de, cirojas6@uc.cl, vrdomagoj@uc.cl

Abstract. Path queries are a central feature of all modern graph query languages and standards, such as SPARQL, Cypher, SQL/PGQ, and GQL. While SPARQL returns *endpoints* of path queries, it is possible in Cypher, SQL/PGQ, and GQL to return *entire paths*. In this paper, we present the first framework for returning paths that match regular path queries under all twenty seven modes supported by the SQL/PGQ and GQL standards. At the core of our approach is the product graph construction combined with a way to compactly represent a potentially exponential number of results that can match a path query. We describe the approach on a conceptual level and provide runtime guarantees for evaluating path queries. We also show how it can be incorporated into the SPARQL query language, thus extending RDF engines with the ability to return witnesses to property path queries (under the GQL semantics). To show the feasibility of our methods in practice, we develop a reference implementation on top of an existing open-source graph processing engine MillenniumDB, and perform a detailed analysis of path querying over several synthetic and real-world datasets. Most notably, we test our implementation over Wikidata using property path queries posted by users, extending them with the ability to return paths. We obtain order-of-magnitude speedups over modern graph database engines and remarkably stable performance, even for theoretically intractable queries.

Keywords: regular path queries, property paths, GQL, SQL/PGQ, SPARQL, returning paths

1. Introduction

Graph databases [3, 51] have gained significant popularity and are used in areas such as Knowledge Graph management [30], Semantic Web applications [2] and Biology [35]. The query languages for handling graph data include SPARQL [29], a W3C standard for querying RDF, and Cypher, GQL and SQL/PGQ [16, 25]. Cypher was developed by Neo4j, and GQL and SQL/PGQ are part of the ISO standardization of querying property graphs.

All these languages have *path queries* as a core feature. In SPARQL, these are supported through *property paths*, which are a variant of *regular path queries (RPQs)* [6, 12, 14, 44]. Intuitively, an RPQ is an expression $(?x, \text{regex}, ?y)$, where *regex* is a regular expression and $?x, ?y$ are variables. When evaluated over an edge-labeled graph G (e.g., RDF or property graph), it extracts all node pairs (n_1, n_2) such that there is a path in G from n_1 to n_2 , whose edge labels form a word that matches *regex*. However, SPARQL property paths only return *endpoints* of paths. In important applications such as money laundering detection [52] or in investigative journalism [16], retrieving the matching paths is of crucial importance. To accommodate this use case, Cypher, GQL, and SQL/PGQ all extend RPQs with a mechanism for returning paths.

We illustrate different options that these languages provide for returning paths using the social network example in Figure 1. Here, we have node identifiers (such as Joe or Rome), edge identifiers (such as e_1), and edge labels

*Corresponding author. E-mail: vrdomagoj@uc.cl.

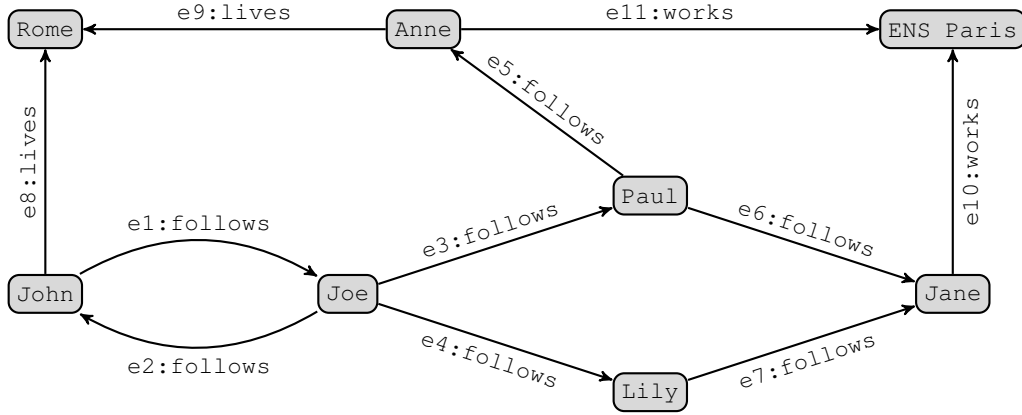


Fig. 1. An example graph database.

(for instance follows for $e7$)¹. A natural task would be to explore the influence network of, say, Joe, i.e., finding the people that Joe follows, then people they follow, and so on, transitively traversing follows-edges. This can be written as an RPQ of the form $(\text{Joe}, \text{follows}^+, ?x)$, signaling that we wish to start at Joe, and traverse any nonzero number of follows-edges. In this case, the query returns all the people in the database. If we also wish to return paths witnessing these connections, we might run into some issues. Most notably, given the cycle formed by the edges $e1$ and $e2$, there is an infinite number of paths that start with Joe and return to Joe. To avoid having to return an infinite number of paths (which can happen if the graph is cyclic), GQL and SQL/PGQ let the user specify restrictions on the type of paths to be returned through so-called *path modes*.

We give a few examples of path modes and provide comprehensive details later. Two common path modes are SIMPLE, which requires the paths to not repeat any node (apart from the first and last one), and TRAIL, which requires to not repeat any edge. For instance, there is precisely one path satisfying TRAIL that leaves Joe and comes back in the graph of Figure 1; namely, through the edge $e2$ and then back via $e1$.

Another common way to restrict paths is by selecting only the shortest paths. In GQL and SQL/PGQ, ANY SHORTEST will return a single shortest path for each different pair of endpoints in the answer, whereas ALL SHORTEST will return all such shortest paths. Consider the RPQ $(\text{Joe}, \text{follows}^+ \cdot \text{works}, ?x)$, which looks for the working place of people that Joe follows. In the graph of Figure 1, there are three shortest paths linking Joe to ENS Paris (traced by the edges traced by the edges $e3 \rightarrow e5 \rightarrow e11$, $e4 \rightarrow e7 \rightarrow e10$, and $e3 \rightarrow e6 \rightarrow e10$, respectively), and we might wish to retrieve all of them. The standard supports a total of twenty seven path modes, thus giving the user fine-grained control over which paths should be returned as path of the query answer.

While Cypher, GQL, and SQL/PGQ all recognize the need to return paths that match regular path queries, the support for these features in modern graph databases is still lacking. As already stated, in SPARQL engines, RPQ matching is fully supported, but paths cannot be returned. In property graph engines that implement (fragments of) GQL or SQL/PGQ, only a handful of path modes is supported, and no property graph engine to date supports all regular path queries like SPARQL engines do. For reference, we summarize the support for path features in several popular SPARQL and property graph engines in Table 1 below. Here, “RPQ” means the support for all regular path queries, while the other columns signal which types of paths can be returned.

We see that SPARQL engines support all RPQs, but cannot return paths. On the other hand, while several property graph engines can return some (but not all) types of paths, they only offer a limited support for regular expressions. In addition, both SPARQL engines and property graph engines have significant issues handling path queries [49, 63]. We believe that this is the case because of scalability, that is, *the number of paths that match an RPQ can be exponential in the size of the graph* [43]. In this paper, we tackle these problems and show that:

¹Throughout the paper we use a simplified model of property graphs which only considers nodes, edges and edge labels. This is done since the queries we consider only utilize these graph elements. Additionally, this will allow to easily transfer our results to RDF graphs.

	RPQ	WALK	TRAIL	SIMPLE	ACYCLIC	SHORTEST	GROUPS
BLAZEGRAPH [59]	✓	–	–	–	–	–	–
JENA [55]	✓	–	–	–	–	–	–
VIRTUOSO [18]	✓	–	–	–	–	–	–
NEO4J [65]	partial	✓	✓	–	–	✓	–
NEBULA [61]	partial	partial	✓	–	✓	✓	–
MEMGRAPH [56]	partial	✓	✓	–	–	✓	–
KUZU [34]	partial	✓	–	–	–	✓	–
DUCKPGQ [58]	partial	✓	–	–	–	✓	–
PATHFINDER	✓	✓	✓	✓	✓	✓	✓

Table 1

Support for path queries in popular graph database engines

1. Regular path queries can be evaluated efficiently while at the same time returning paths under the path modes prescribed by GQL.
2. Adding these implementations on top of an existing property graph engine can be done with ease.
3. One can extend these algorithms to the RDF/SPARQL context and extend existing SPARQL engines with the ability to return paths.

Our contribution. To achieve the three points above, in this paper we introduce PATHFINDER, a unified framework for returning paths in graph query answers. Concrete contributions of our work can be summarized as follows:

- We describe implementable algorithms for evaluating RPQs and returning paths under each GQL path mode. We do this by showing how to modify classical graph search to run on the product graph [43, 44] and at the same time produce a path multiset representation [43], a compact representation of all paths that need to be returned. We show how the compact representation can be constructed lazily, such that paths can be returned as soon as they are detected, allowing for seamless incorporation into a database pipeline.
- We provide full implementation of PATHFINDER which is the first property graph engine to support returning paths using *all 27 modes* prescribed in the GQL and SQL/PGQ standards, while at the same time permitting *all RPQs*.
- We extend the SPARQL syntax with the ability to return paths and implement this extension on top of an existing RDF engine, showing that our approach is a feasible extension for existing triplestores.
- We perform a detailed experimental evaluation of our solution, using both synthetic and real-world data and queries. Most notably, we test our approach over Wikidata [62] using real world queries [38] and show remarkably scalable performance, even for theoretically intractable queries.

Our work shows that it is possible to extend SPARQL with path returning features and to keep query evaluation performant. Importantly for a clean design, however, is that the semantics of path returning queries is consistent with standard constructions in automata theory [37]. We discuss this in more depth in Section 8.

Remark. This manuscript is an extension of the conference paper [22]. Compared to the conference version, we extend the work to also cover group modes of GQL, thus covering all path modes that are prescribed by the standard. Additionally, we provide more details to the algorithmic solutions we describe and extra examples illustrating how these operate. We also discuss the complexity of our algorithms and extend the experimental setup to include more use cases and illustrate finer points about our algorithms.

Code availability. All of the code and experimental data is available at our repository [21].

Organization. We define GQL path queries in Section 2. PATHFINDER and the way it handles arbitrary paths is presented in Section 3. Paths satisfying the TRAIL and SIMPLE modes are tackled in Section 4. Implementation details are elaborated on in Section 5. Experimental evaluation is performed in Section 6. Related work is discussed in Section 7. We conclude in Section 8. Additional details, code, and experiments can be found at [21].

2. Graph Databases and Path Queries

In this section we define graph databases and path queries as supported by the GQL and SQL/PGQ standard.

Graph databases. Let *Nodes* be a set of node identifiers and *Edges* be a set of edge identifiers, with *Nodes* and *Edges* being disjoint. Additionally, let *Lab* be a set of labels. Following [2, 16, 26, 43], we define graph databases as follows.

Definition 1. A graph database G is a tuple (V, E, ρ, λ) , where

- $V \subseteq \text{Nodes}$ is a finite set of nodes,
- $E \subseteq \text{Edges}$ is a finite set of edges,
- $\rho : E \rightarrow (V \times V)$ is a total function, and
- $\lambda : E \rightarrow \text{Lab}$ is a total function assigning a label to each edge.

Intuitively, $\rho(e) = (v_1, v_2)$ means that e is a directed edge going from v_1 to v_2 . Here we use a simplified version of property graphs which omits node and edge properties (with their associated values). This is done since the type of queries we consider only use nodes, edges, and edge labels. However, all of our results transfer verbatim to the full version of property graphs. We also remark that our results apply directly to RDF graphs [46] and edge-labeled graphs [6, 44], which do not use explicit edge identifiers.

Paths. A sequence $p = v_0 e_1 v_1 e_2 v_2 \cdots e_n v_n$ is called a *path* in a graph database $G = (V, E, \rho, \lambda)$, if $n \geq 0$, $e_i \in E$, and $\rho(e_i) = (v_{i-1}, v_i)$ for $i = 1, \dots, n$. If p is a path in G , we write $\text{lab}(p)$ for the sequence of labels $\text{lab}(p) = \lambda(e_1) \cdots \lambda(e_n)$ occurring on the edges of p . We write $\text{src}(p)$ for the starting node v_0 of p , and $\text{tgt}(p)$ for the end node v_n of p . The length of a path p , denoted $\text{len}(p)$, is defined as the number n of edges it uses. We say that a path p is

- a *walk*, for every p (as per GQL and SQL/PGQ terminology);
- a *trail*, if p does not repeat an edge (that is, $e_i \neq e_j$ for every $i \neq j$);
- *acyclic*, if p does not repeat a node (that is, $v_i \neq v_j$ for every $i \neq j$); and
- *simple*, if p does not repeat a node, except that possibly $\text{src}(p) = \text{tgt}(p)$.

Furthermore, given a set of paths P over a graph database G , we say that $p \in P$ is a *shortest path* in P , if $\text{len}(p) \leq \text{len}(p')$ for each $p' \in P$. We use $\text{Paths}(G)$ to denote the (possibly infinite) set of all paths in a graph database G .

Path queries in GQL and SQL/PGQ. Following the GQL [33] and SQL/PGQ [32] standards, we define *path queries* as expressions of the form

$$\text{selector? restrictor}(\mathbf{x}, \text{regex}, \mathbf{y})$$

where *selector?* means that *selector* is optional and *regex* is a regular expression. In this paper, regular expressions are inductively defined as follows. Each element of *Lab* is a regular expression, ε is a regular expression, and if r , r_1 , and r_2 are regular expressions, then so are their disjunction $(r_1 + r_2)$, their concatenation $(r_1 \cdot r_2)$, and the Kleene closure r^* . By standard convention, we omit brackets and (usually) omit the sign \cdot to simplify notation. We use $r?$ to abbreviate $(r + \varepsilon)$ and r^+ to abbreviate $(r \cdot r^*)$. The *language* $\mathcal{L}(\text{regex})$ of the regular expression *regex* is inductively defined as $\mathcal{L}(\varepsilon) = \{\varepsilon\}$ and $\mathcal{L}(a) = \{a\}$ for every $a \in \text{Lab}$. Furthermore, $\mathcal{L}(r_1 + r_2) = \mathcal{L}(r_1) \cup \mathcal{L}(r_2)$, $\mathcal{L}(r_1 \cdot r_2) = \mathcal{L}(r_1) \cdot \mathcal{L}(r_2)$, and $\mathcal{L}(r^*) = \bigcup_{k=0}^{\infty} \mathcal{L}(r)^k$. Here, for a set of words S , we denote by S^k the k -fold concatenation of S . The *size* of a regular expression, which we write as $|\text{regex}|$, is the number of occurrences of symbols of *Lab* it contains.

Furthermore, \mathbf{x} and \mathbf{y} are variables (denoted as $?x, ?y, \dots$) or nodes in the graph (denoted v, v', n, n', \dots). We denote variables with question marks to distinguish them from nodes in G . *Selectors* and *restrictors* are used to specify which paths are to be returned. Their grammar is:

selector : ANY | ANY SHORTEST | ALL SHORTEST | ANY k | SHORTEST k | SHORTEST k GROUPS

restrictor : WALK | TRAIL | SIMPLE | ACYCLIC

Here, k is a natural number at least 1.

A *path mode* is either just a restrictor or a selector-restrictor combination. We have 28 path modes: 6 selectors times 4 restrictors, plus the 4 restrictors without selector. However, WALK needs to be preceded by a selector [16] to avoid the need to return infinitely many paths in the presence of cycles, which gives 27 modes. We will often refer to the (x, regex, y) portion of our queries as *regular path queries* or *RPQs* [6].

Next, we formally define the semantics of path queries. Let G be a graph database and q be a path query of the form

$$\text{restrictor } (?x, \text{regex}, ?y) .$$

For now, we omit the optional selector part and assume that x and y are distinct variables $?x$ and $?y$ respectively. We use $\text{Paths}(G, \text{restrictor})$ to denote the set of all paths in G that are valid according to restrictor. For example, $\text{Paths}(G, \text{TRAIL})$ is the set of all trails in G . We then define the semantics of q over G , denoted $\llbracket q \rrbracket_G$, where $q = \text{restrictor } (?x, \text{regex}, ?y)$, as follows:

$$\begin{aligned} \llbracket \text{restrictor } (?x, \text{regex}, ?y) \rrbracket_G = \{ (v, v', p) \mid & p \in \text{Paths}(G, \text{restrictor}), \\ & \text{src}(p) = v, \text{tgt}(p) = v', \\ & \text{lab}(p) \in \mathcal{L}(\text{regex}) \} . \end{aligned}$$

Intuitively, for a query “TRAIL $(?x, \text{regex}, ?y)$ ”, the semantics returns all tuples (v, v', p) such that p is a trail in our graph that connects v to v' and $\text{lab}(p) \in \mathcal{L}(\text{regex})$. Notice that in the case of the WALK restrictor, the answer set can be infinite when there are cycles in our graph.

The semantics of selectors is defined on a case-by-case basis. Using q to denote the selector-free query

$$q = \text{restrictor } (?x, \text{regex}, ?y) ,$$

we now have:

- $\llbracket \text{ANY } q \rrbracket_G$ returns, for each pair of nodes (v, v') such that $(v, v', p) \in \llbracket q \rrbracket_G$, for some p , a *single tuple* $(v, v', p_{\text{out}}) \in \llbracket q \rrbracket_G$.
- $\llbracket \text{ANY SHORTEST } q \rrbracket_G$ returns, for each pair (v, v') such that $(v, v', p) \in \llbracket q \rrbracket_G$, for some p , a *single tuple* $(v, v', p_{\text{out}}) \in \llbracket q \rrbracket_G$ such that p_{out} is SHORTEST among all paths p' with $(v, v', p') \in \llbracket q \rrbracket_G$.
- $\llbracket \text{ALL SHORTEST } q \rrbracket_G$ returns, for each pair (v, v') such that $(v, v', p) \in \llbracket q \rrbracket_G$ for some p , *all tuples* $(v, v', p_{\text{out}}) \in \llbracket q \rrbracket_G$ such that p_{out} is SHORTEST among all paths p' with $(v, v', p') \in \llbracket q \rrbracket_G$.
- $\llbracket \text{ANY } k \rrbracket_G$ returns, for each pair (v, v') such that $(v, v', p) \in \llbracket q \rrbracket_G$, for some p , any k *tuples* (v, v', p_{out}) such that p_{out} is a path connecting v and v' . If there are less than k paths, all are returned.
- $\llbracket \text{SHORTEST } k \rrbracket_G$ returns, for each pair (v, v') such that $(v, v', p) \in \llbracket q \rrbracket_G$, for some p , any k *tuples* (v, v', p_{out}) such that p_{out} is among k shortest paths connecting v and v' . If there are less than k paths, all are returned.
- $\llbracket \text{SHORTEST } k \text{ GROUPS } q \rrbracket_G$ returns, for each pair (v, v') such that $(v, v', p) \in \llbracket q \rrbracket_G$, for some path p , *all tuples* (v, v', p_{out}) such that p_{out} is a path of length less than i_k , where $i_1 < i_2 < \dots < i_k$ are k *smallest lengths of paths between* v and v' . Each set of paths of length i_ℓ is called a group. If there are less than k groups, all such paths are returned.

Notice that the SHORTEST modes only select shortest paths *grouped by endpoints*. That is, the selected paths do not need to be the shortest in the entire output, they only need to be the shortest matching paths from v to v' . Furthermore, the semantics of ANY, ANY SHORTEST, ANY k and SHORTEST k is non-deterministic when there are multiple (shortest) paths connecting a pair of nodes and satisfying the restrictor specified by the query. We also remind that GQL and SQL/PGQ prohibit the WALK restrictor to be present without any selector attached to it, in order to ensure a finite result set.

Finally, if x is a node n in G , then the semantics is defined exactly as above, but only keep the answers (v, v', p) where $v = n$. (Analogously if y is a node in G .) As such, one can also use queries of the form ALL TRAILS $(n, a^+, ?y)$ or ALL TRAILS (n, a^+, n') , where n and n' are nodes in the graph.

Example 1. To illustrate different path modes, we return to the graph G of Figure 1 and consider the RPQ

$$(\text{Joe}, \text{follows}^* \cdot \text{works}, ?x).$$

While $(\text{Joe}, \text{ENS Paris})$ is the only pair of nodes connected by a path matching this regular expression, depending on different configuration of selectors and restrictors, the set of matching paths can differ significantly. For instance:

- $\llbracket \text{ANY WALK}(\text{Joe}, \text{follows}^* \cdot \text{works}, ?x) \rrbracket_G$ can contain the triple $(\text{Joe}, \text{ENS Paris}, p)$, where p is the path traced by the edges $e2 \rightarrow e1 \rightarrow e3 \rightarrow e5 \rightarrow e11$, which loops back to Joe;
- $\llbracket \text{ANY SHORTEST WALK}(\text{Joe}, \text{follows}^* \cdot \text{works}, ?x) \rrbracket_G$ can contain the triple $(\text{Joe}, \text{ENS Paris}, p)$, where p is the path traced by the edges $e3 \rightarrow e5 \rightarrow e11$;
- $\llbracket \text{ALL SHORTEST WALKS}(\text{Joe}, \text{follows}^* \cdot \text{works}, ?x) \rrbracket_G$ contains Joe and ENS Paris together with the three shortest paths linking them; namely:
 1. $e3 \rightarrow e5 \rightarrow e11$
 2. $e3 \rightarrow e6 \rightarrow e10$; and
 3. $e4 \rightarrow e7 \rightarrow e10$
- $\llbracket \text{SHORTEST 5 WALKS}(\text{Joe}, \text{follows}^* \cdot \text{works}, ?x) \rrbracket_G$ can contain Joe and ENS Paris together with the following five paths:
 1. $e3 \rightarrow e5 \rightarrow e11$
 2. $e3 \rightarrow e6 \rightarrow e10$
 3. $e4 \rightarrow e7 \rightarrow e10$
 4. $e2 \rightarrow e1 \rightarrow e3 \rightarrow e6 \rightarrow e10$; and
 5. $e2 \rightarrow e1 \rightarrow e4 \rightarrow e7 \rightarrow e10$.

Notice here that the last two paths are not shortest in the absolute sense, but are amongst the shortest five paths linking the two nodes. Replacing WALKS with SIMPLE would remove the final result since there are only three simple path slinking these nodes.

- $\llbracket \text{ANY 4 TRAIL}(\text{Joe}, \text{follows}^* \cdot \text{works}, ?x) \rrbracket_G$ can contain Joe and ENS Paris together with the following four paths:
 1. $e3 \rightarrow e5 \rightarrow e11$
 2. $e3 \rightarrow e6 \rightarrow e10$
 3. $e4 \rightarrow e7 \rightarrow e10$
 4. $e2 \rightarrow e1 \rightarrow e3 \rightarrow e6 \rightarrow e10$; and

Replacing TRAIL with SIMPLE would remove the fourth path.

- $\llbracket \text{SHORTEST 2 GROUPS WALKS}(\text{Joe}, \text{follows}^* \cdot \text{works}, ?x) \rrbracket_G$ contains Joe and ENS Paris together with the following two groups of paths:
 1. Paths of length three: $e3 \rightarrow e5 \rightarrow e11$, $e3 \rightarrow e6 \rightarrow e10$ and $e4 \rightarrow e7 \rightarrow e10$ (group 1);
 2. Paths of length five: $e2 \rightarrow e1 \rightarrow e3 \rightarrow e5 \rightarrow e11$, $e2 \rightarrow e1 \rightarrow e3 \rightarrow e6 \rightarrow e10$ and $e2 \rightarrow e1 \rightarrow e4 \rightarrow e7 \rightarrow e10$ (group 2).

Replacing WALKS with SIMPLE would remove group 2 from the answer (since these paths are not simple paths), while TRAIL would retain the group.

Throughout the example we emphasised when the semantics is non-deterministic. □

Remark. While we define the semantics of the query as the *set* of all answers, the GQL specification requires path modes which can return multiple paths for a single pair (v, v') of start and end nodes to return results in a grouped fashion. For instance, when answering a query of the form ALL SHORTEST q , if there are multiple paths linking some (v, v') pair, these should be returned one after the other before moving to another pair of nodes. All of the algorithms we present in the paper enumerate the results in such a fashion.

Output-linear delay. Returning paths can result in a large number of outputs. Therefore, to measure the efficiency of our algorithms, we will use the paradigm of *enumeration algorithms* [7, 24, 43, 54]. Such algorithms work in two phases: a *pre-processing phase*, which constructs a data structure allowing us to output the solutions; and the *enumeration phase*, which enumerates these solutions *without repetitions*. The efficiency of an enumeration algorithm is measured by the complexity of the pre-processing phase, and the delay between any two outputs produced during the enumeration phase. We will say that an enumeration algorithm works with *output-linear delay*, when the delay is linear in the size of each output element. This means that the time needed to output a single path is linear in the number of nodes in the path, after which we immediately start to output the next path. Notice that this is optimal in a sense that to return a path to the user, we have to at least write down each element of the path.

Regular expressions and automata. We assume basic familiarity with regular expressions and finite state automata [50]. We use $\mathcal{A} = (Q, \Sigma, \delta, q_0, F)$ to denote a non-deterministic finite automaton (NFA). Here Q is a set of states, Σ a finite alphabet of edge labels, δ the transition relation over $Q \times \Sigma \times Q$, q_0 the initial state, and F the set of final states, respectively. An NFA is deterministic (or a DFA for short), if δ is a function. A `regex` can be converted into an equivalent NFA of size linear in $|\text{regex}|$ (see [50]). There are several standard ways of converting an expression to an automaton, for instance using Thompson's, or Glushkov's construction [50]. In this paper, we assume that the automaton has a single initial state and that no ε -transitions are present. An NFA is called *unambiguous* if it has at most one accepting run for every word. Every DFA is unambiguous, but the converse is not necessarily true.

3. Backbone of PATHFINDER and the WALK Semantics

In this section we describe the main idea behind PATHFINDER and show how it can be used to evaluate RPQs under the WALK semantics. That is, we show how to treat queries of the form

$$\text{selector WALK}(v, \text{regex}, ?x).$$

Recall that the `selector` is obligatory in GQL, since the set of all walks can be infinite. For simplicity of exposition, we assume for now that the starting point of the RPQ is fixed (i.e., we start from a node v) and discuss the other cases for endpoints later. Our approach relies heavily on the product graph construction [31, 44]. We present here how the product graph is built in its entirety, but in practice it is important to construct the product *lazily*, i.e., only construct the part of it that is needed to evaluate the query.

Product graph. Given a graph database $G = (V, E, \rho, \lambda)$ and an expression of the form $q = (v, \text{regex}, ?x)$, the *product graph* is constructed by first converting the regular expression `regex` into an equivalent non-deterministic finite automaton $(Q, \Sigma, \delta, q_0, F)$. The automaton consists of a set of states Q , a finite alphabet of edge labels Σ , the transition relation $\delta \subseteq Q \times \Sigma \times Q$, the initial state q_0 , and the set of final states F . The construction of the automaton (without ε -transitions) can be done in time linear in the size of `regex` [50]. The product graph G_\times is then defined as the graph database $G_\times = (V_\times, E_\times, \rho_\times, \lambda_\times)$, where

- $V_\times = V \times Q$;
- $E_\times = \{(e, (q_1, a, q_2)) \in E \times \delta \mid \lambda(e) = a\}$;
- $\rho_\times(e, d) = ((x, q_1), (y, q_2))$ if:
 - * $d = (q_1, a, q_2)$
 - * $\lambda(e) = a$
 - * $\rho(e) = (x, y)$; and
- $\lambda_\times((e, d)) = \lambda(e)$.

Each node of the form (u, q) in G_\times corresponds to the node u in G and, furthermore, each path P of the form $(v, q_0), (v_1, q_1), \dots, (v_n, q_n)$ in G_\times corresponds to a path $p = v, v_1, \dots, v_n$ in G that (a) has the same length as P and (b) brings the automaton from state q_0 to q_n . As such, when $q_n \in F$, then this path in G matches `regex`. In other

words, all nodes v' that can be reached from v by a path that matches `regex` can be found by using standard graph search algorithms (e.g., BFS/DFS) on G_\times starting in the node (v, q_0) .

While this approach allows finding pairs (v, v') in answers to an RPQ, we show next how it can be used to also find paths. Our approach is rooted in this fairly standard construction in automata theory, but on the other hand, it has nice advantages: (a) the product graph can indeed be explored lazily *for all 27 path modes*, (b) paths can be always returned *on-the-fly*, allowing pipelined execution, and (c) the approach is highly efficient (Section 6). We point out in which cases subtleties such as *unambiguity of the automaton* need to be taken into account to achieve a correct algorithm.

3.1. ANY (SHORTEST) WALK

We first treat the WALK restrictor combined with selectors ANY and ANY SHORTEST, that is, queries of the form:

$$q = \text{ANY (SHORTEST)? WALK } (v, \text{regex}, ?x) \quad (1)$$

The idea is that, given a graph database G and a query q of the form (1), we can perform a classical graph search algorithm such as BFS or DFS starting at the node (v, q_0) of the product graph G_\times , built from the automaton \mathcal{A} for `regex` and G . Since both BFS and DFS support reconstructing a single (shortest in the case of BFS) path to any reached node, we obtain the desired semantics for queries of the form (1). Query evaluation is presented in Algorithm 1. The algorithm is a straightforward adaptation of BFS and DFS on a lazily constructed G_\times with modifications that eliminate multiple paths reaching the same node and multiple accepting runs in an automaton. We present the algorithm in detail since we extend the approach to support different semantics later.

The basic object we manipulate is a *search state*, i.e., a quadruple of the form $(n, q, e, prev)$, where n is the node of G we are currently exploring, q is the current state of \mathcal{A} , while e is the edge of G we used to reach n , and $prev$ is a pointer to the search state we used to reach (n, q) in G_\times . Intuitively, the (n, q) -part of the search state allows us to track the node of G_\times we are traversing, while e , together with $prev$ allows to reconstruct the path from (v, q_0) that we used to reach (n, q) . The algorithm uses four data structures:

- Open, which is a queue (in case of BFS), or stack (in case of DFS) of search states, with usual `push()` and `pop()` methods.
- Visited, which is a dictionary of search states we have already visited in our traversal, maintained so that we do not end up in an infinite loop. We assume that (n, q) can be used as a search key to check if some $(n, q, e, prev) \in \text{Visited}$. We remark that $prev$ always points to a state stored in Visited.
- Solutions, which is a set containing (pointers to) search states in Visited that encode a solution path to be returned; and
- ReachedFinal, a set containing nodes we already returned as query answers, in case we re-discover them via a different end state (recall that an NFA can have several end states).

The algorithm explores the product G_\times of G and \mathcal{A} using either BFS (Open is a queue) or DFS (Open is a stack), starting from (v, q_0) . It starts by initializing the data structures and setting up the start node in G_\times (lines 2–5). The main loop of line 6 is the classical BFS/DFS algorithm that pops an element $(n, q, e, prev)$ from Open (line 7) and starts exploring its neighbors in G_\times (lines 11–14). When exploring $(n, q, e, prev)$, we scan all the transitions (q, a, q') of \mathcal{A} that originate from q , and look for neighbors of n in G reachable by an a -labeled edge (line 11). Here, writing $(n', q', edge') \in \text{Neighbors}((n, q, edge, prev), G, \mathcal{A})$ simply means that $\rho(edge') = (n, n')$ in G , and that $(q, \lambda(edge'), q')$ is a transition of \mathcal{A} . If the pair (n', q') has not been visited yet, we add it to Visited and Open (lines 12–14), which allows it to be expanded later on in the algorithm. When popping from Open in line 7, we also check if q is a final state and that n has not been reached by a solution path yet (line 8). In this case we found a new solution; i.e., a WALK from v to n whose label is in the language of `regex`, so we add it to Solutions (line 10) and record it as reached (line 9). The ReachedFinal set is used to ensure that each solution is returned only once. Basically, since our automaton is non-deterministic and can have multiple final states, two things can happen:

Algorithm 1 Evaluation of $query = \text{ANY (SHORTEST)? WALK } (v, \text{regex}, ?x)$

```

1: function ANYWALK( $G, query$ )
2:    $\mathcal{A} \leftarrow \text{Automaton}(\text{regex})$  ▷  $q_0$  initial,  $F$  final states
3:   Open.init(); Visited.init(); ReachedFinal.init()
4:   startState  $\leftarrow (v, q_0, \text{null}, \perp)$ 
5:   Visited.push(startState); Open.push(startState)
6:   while Open  $\neq \emptyset$  do
7:     current  $\leftarrow$  Open.pop() ▷  $current = (n, q, \text{edge}, \text{prev})$ 
8:     if  $q \in F$  and  $n \notin \text{ReachedFinal}$  then
9:       ReachedFinal.add( $n$ )
10:      Solutions.add(current)
11:      for each  $(n', q', \text{edge}') \in \text{Neighbors}(\text{current}, G, \mathcal{A})$  do
12:        if  $(n', q', *, *) \notin \text{Visited}$  then
13:          newState  $\leftarrow (n', q', \text{edge}', \text{current})$ 
14:          Visited.push(newState); Open.push(newState)
```

- (i) The automaton might be ambiguous, meaning that there could be two different runs of the automaton that accept the same word in $\mathcal{L}(\text{regex})$. This, in turn, could result in the same path being returned twice, which is incorrect.
- (ii) There could be two different paths p and p' in G that link v to some n , and such that both $\text{lab}(p) \in \mathcal{L}(\text{regex})$ and $\text{lab}(p') \in \mathcal{L}(\text{regex})$, but the accepting runs of \mathcal{A} on these two words end up in different end states of \mathcal{A} . Again, this could result with n and a path to it being returned twice.

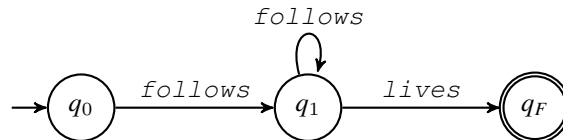
Both of these problems are solved by using the ReachedFinal set, which allow a solution to be recorded only once (lines 8–10). This basically means that for each node that is a query answer, a single path is returned, without any restrictions on the automaton used for modelling the query.

The described procedure continues until Open is empty, meaning that there are no more states to expand and all reachable nodes have been found with a WALK from the starting node v . We note that Solutions stores the pointers to states in Visited, which define a solution path. So, for each tuple (n, q, e, prev) in Solutions after running the algorithm, a path from v to n can be reconstructed using the prev part of search states stored in Visited. Furthermore, solutions can be enumerated once the algorithm terminates, or returned as soon as they are detected (line 10). The latter approach allows for a pipelined execution of the algorithm. Using BFS guarantees that the returned path is indeed shortest.

Example 2. Consider again the graph G in Figure 1, and let

$$q = \text{ANY SHORTEST WALK } (\text{John}, \text{follows}^+ \cdot \text{lives}, ?x).$$

Namely, we wish to find places where people that John follows live. Looking at the graph in Figure 1, we see that Rome is such a place, and the shortest path reaching it starts with John, and loops back to him using the edges e_1 and e_2 , before reaching Rome (via e_8), as required. To compute the answer, Algorithm 1 first converts the regular expression $\text{follows}^+ \cdot \text{lives}$ into the following automaton:



To find shortest paths, we use the BFS version of Algorithm 1 and explore the product graph starting at (John, q_0) . The algorithm then explores the only reachable neighbor (Joe, q_1) , and continues by visiting (John, q_1) , (Paul, q_1) and (Lily, q_1) . When expanding (John, q_1) the first solution, Rome, is found and recorded in Solutions. The algorithm

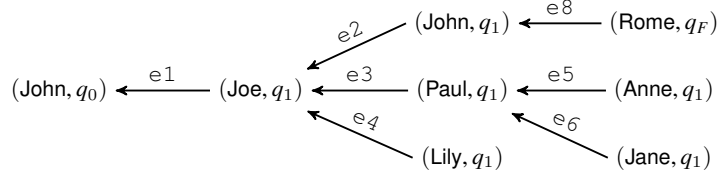


Fig. 2. Visited after running Algorithm 1 in Example 2.

continues by reaching (Anne, q_1) and (Jane, q_1) from (Paul, q_1) . When the (Lily, q_1) node is then expanded, it would try to reach (Jane, q_1) again, which is blocked in line 15. Expanding (Anne, q_1) would try to revisit Rome , but since this solution was already returned, we ignore it. The structure of *Visited* upon executing the algorithm is illustrated in Figure 2. Here we represent the pointer *prev* as an arrow to other search states in *Visited*, and annotate the arrow with the edge witnessing the connection. Notice that we can revisit a node of G (e.g. John), but not a node of $G \times$ (e.g. (Jane, q_1)). Since *Solutions* contains only (Rome, q_F) , we enumerate a single path traced by the edges $e1 \rightarrow e2 \rightarrow e8$. \square

How do we enumerate the results? Conceptually, paths can be enumerated by following backward edges from any state in the set *Solutions* created by Algorithm 1. For completeness, we next provide an enumeration procedure that can be applied to the set *Solutions* once Algorithm 1 had finished executing.

```

1: function PRINTSOLUTIONS(Solutions)
2:   while Solutions  $\neq \emptyset$  do                                      $\triangleright$  Enumerate Solutions
3:     sol = Solutions.pop()
4:     print(GETPATH(sol, []))                                        $\triangleright$  Retrieve paths

5: function GETPATH(state = (n, q, edge, prev), output)
6:   if prev ==  $\perp$  then                                              $\triangleright$  Initial state
7:     return [v] + output
8:   else                                                              $\triangleright$  Recursive backtracking
9:     return GETPATH(prev, [edge, n] + output)

```

We also remark that solutions can be returned at the moment they are found (line 8), but we first construct the entire solution set for simplicity of presentation.

Algorithm 1 is fairly simple, but shows in detail both how to manipulate the product graph in an efficient manner and how to handle arbitrary RPQs while finding a single (shortest) path between each pair of nodes in the result set. In addition, it eliminates duplicate results in the sense that, for every node n of G , it only computes a single tuple of the form (n, q, e, prev) in *Solutions* if q is accepting. In the following sections we show how this approach can be extended for more complex path modes, starting with finding *all* shortest paths.

Runtime. Given that Algorithm 1 runs the standard BFS/DFS algorithm on the product graph to construct the set *Solutions* which allows enumerating the output paths, its runtime is $O(|\mathcal{A}| \cdot |G|)$. Notice that, since we only return a single answer, this also means that the algorithm runs in output-linear delay.

3.2. ALL SHORTEST WALKS

We next show how to evaluate queries of the form

$$q = \text{ALL SHORTEST WALK } (v, \text{regex}, ?x). \quad (2)$$

For this, we extend the BFS version of Algorithm 1 in order to find *all shortest paths* between pairs (v, v') of nodes, instead of a single path — see Algorithm 2. The intuition simple: to obtain all shortest paths, upon reaching v' from

Algorithm 2 Evaluation of $query = \text{ALL SHORTEST WALK } (v, \text{regex}, ?x)$.

```

1: function ALLSHORTESTWALK( $G, query$ )
2:    $\mathcal{A} \leftarrow \text{UnambiguousAutomaton}(\text{regex})$   $\triangleright q_0$  initial,  $F$  final states
3:   Open.init(); Visited.init(); ReachedFinal.init()
4:   startState  $\leftarrow (v, q_0, 0, \perp)$ 
5:   Visited.push(startState); Open.push(startState)
6:   while Open  $\neq \emptyset$  do
7:     current  $\leftarrow \text{Open.pop}()$   $\triangleright \text{current} = (n, q, \text{depth}, \text{prevList})$ 
8:     if  $q \in F$  then
9:       if  $n \notin \text{ReachedFinal}$  then
10:         ReachedFinal.add( $\langle n, \text{depth} \rangle$ )
11:         Solutions.add(current)
12:       else if ReachedFinal.get( $n$ ).depth = depth then
13:         Solutions.add(current)
14:       for next  $\leftarrow (n', q', \text{edge}') \in \text{Neighbors}(\text{current}, G, \mathcal{A})$  do
15:         if  $(n', q', *, *) \in \text{Visited}$  then
16:            $(n', q', \text{depth}', \text{prevList}') \leftarrow \text{Visited.get}(n', q')$ 
17:           if depth + 1 = depth' then  $\triangleright$  New shortest path to  $(n', q')$ 
18:             prevList'.add( $\langle \text{current}, \text{edge}' \rangle$ )
19:         else
20:           prevList.init()
21:           prevList.add( $\langle \text{current}, \text{edge}' \rangle$ )
22:           newState  $\leftarrow (n', q', \text{depth} + 1, \text{prevList})$ 
23:           Visited.push(newState); Open.push(newState)

```

v by a path conforming to regex for the first time, BFS always does so using a shortest path. The length of this path can then be recorded (together with v'). When a new path reaches the same, already visited node v' , if it has length equal to the recorded length for v' , then this path is also an answer to our query. Interestingly, *the algorithm explores precisely the same portion of the product graph G_\times as Algorithm 1.*

As before, we use \mathcal{A} to denote the NFA for regex . We will additionally require that \mathcal{A} is *unambiguous* (it has at most one accepting run for every word), which we need to ensure that we do not return the same path twice. This condition is easy to enforce for real-world RPQs [9, 10]. The main difference to Algorithm 1 is in the *search state* structure. A search state is now a quadruple of the form $(n, q, \text{depth}, \text{prevList})$, where n is a node of G and q a state of \mathcal{A} , depth is the length of a shortest path to (n, q) from (v, q_0) , while prevlist is a *list* of pointers to any previous search state that allows us to reach n via a shortest path from v . We assume that prevList is a *linked list*, initialized as empty, and accepting sequential insertions of pairs $\langle \text{searchState}, \text{edge} \rangle$ using $\text{add}()$. Intuitively, prevList allows us to reconstruct *all* shortest paths reaching a node.

When adding a pair $\langle \text{searchState}, \text{edge} \rangle$, we assume searchState to be a pointer to a previous search state, and edge will be used to reconstruct the path passing through the node in this previous search state. Finally, we again assume that Visited is a dictionary of search states, with the pair (n, q) being the search key. Namely, there can be at most one tuple $(n, q, \text{depth}, \text{prevList})$ in Visited with the same pair (n, q) . We assume that with $\text{Visited.get}(n, q)$, we will obtain the unique search state having n and q as the first two elements.

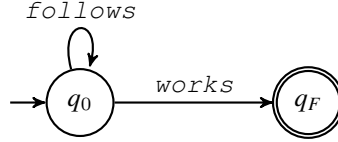
Algorithm 2 explores the product graph of G and \mathcal{A} using BFS, so Open is a queue. The main difference to Algorithm 1 is as follows: if a node (n', q') of the product graph G_\times has already been visited (line 15), we do not directly discard the new path, but instead choose to keep it if and only if it is also shortest (line 17). In this case, the prevList for (n', q') is extended by adding the new path (line 18). If a new pair (n', q') is discovered for the first time, a fresh prevList is created (lines 20–23). As in Algorithm 1, we check for solutions after a state has been removed from Open (lines 8–13). Basically, when a state is popped from the queue, the structure of the BFS algorithm assures that we already explored all shortest paths to this state. *Notice that solutions can actually be returned before (i.e., after line 16 we can test if $q' \in F$).* Returning answers when popping from the queue in lines 8–13 has an added

benefit that the paths are grouped for a pair (v, n) of connected nodes, as required by the GQL standard. Notice that this is also a natural place to perform enumeration of paths to achieve pipelined execution instead of enumerating them after the entire graph had been explored. As in Algorithm 1, we need to make sure that reaching the same node n via different accepting states of \mathcal{A} is permitted only when this results in a shortest path. For this `ReachedFinal` is now a dictionary storing pairs $\langle n, \text{depth} \rangle$, where n is a solution node and depth the length of the shortest path reaching n from v . We assume n to be the dictionary key. In case that the solution is reached the first time (lines 9–11) we record this information. When reaching the same node with another accepting path (lines 12–13), we record the solution only if the length of the path is the same as the optimal length already recorded. Finally, we can enumerate the solutions by traversing the DAG stored in `Visited` in a depth-first manner starting from the nodes in `Solutions`. Next we illustrate how Algorithm 2 works in detail.

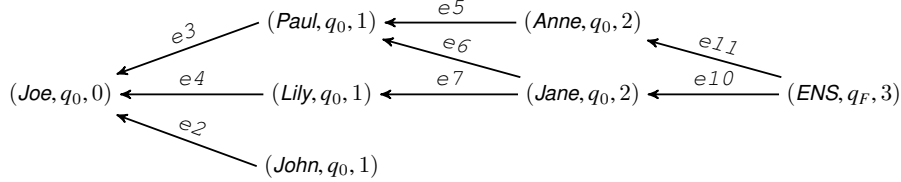
Example 3. Let us return to the social network graph G in Figure 1 and let

$$q = \text{ALL SHORTEST WALK}(\text{Joe}, \text{follows}^* \cdot \text{works}, ?x).$$

As we can see, there are three shortest paths connecting **Joe** to **ENS Paris** matching the query. To compute these, Algorithm 2 first converts the expression $\text{follows}^* \cdot \text{works}$ into the following automaton:



Algorithm 2 then starts traversing the product graph G_\times from the node (Joe, q_0) . Upon executing the algorithm, the structure of `Visited` is as follows:



Here we represent `prevList` as a series of arrows to other states in `Visited`, and only draw (n, q, depth) in each node. For instance, $(\text{Jane}, q_0, 2)$ has two outgoing edges, representing two pointers in its `prevList`. The arrow is also annotated with the edge witnessing the connection (as stored in `prevList`).

To build this structure, Algorithm 2 explores the neighbors of (Joe, q_0) ; namely, (Paul, q_0) , (Lily, q_0) and (John, q_0) and puts them to `Visited` and `Open`, with $\text{depth} = 1$. The algorithm proceeds by visiting (Anne, q_0) from (Paul, q_0) and (Jane, q_0) from (Paul, q_0) . The interesting thing happens in the next step when (Lily, q_0) is the node being expanded to its neighbor (Jane, q_0) , which is already present in `Visited`. Here we trigger lines 15–18 of the algorithm for the first time, and update the `prevList` for (Jane, q_0) , instead of ignoring this path. When we try to explore neighbors of (John, q_0) , we try to revisit (Joe, q_0) , so lines 15–18 are triggered again. This time the depth test in line 17 fails (we visited **Joe** with a length 0 path already), so this path is abandoned. We then explore the node (ENS, q_F) in G_\times by traversing the neighbors of (Anne, q_0) . Finally, (ENS, q_F) will be revisited as a neighbor of (Jane, q_0) on a previously unexplored shortest path. We can then enumerate all the paths from (ENS, q_F) , by following the edges. \square

How do we enumerate the results? Similarly as in the case of Algorithm 1, results can be enumerated by following backward edges from any state in the set `Solutions`. However, since Algorithm 2 records multiple paths between a pair of nodes, extra steps must be taken when enumerating results. The full enumeration procedure is presented below:

```

1: function ENUMERATEPATHS(Solutions)
2:   while Solutions  $\neq \emptyset$  do                                      $\triangleright$  Enumerate solutions
3:     sol = Solutions.pop()
4:     GETALLPATHS(sol, [])                                            $\triangleright$  Retrieve paths

5: function GETALLPATHS(state = (n, q, depth, prevList), output)
6:   if prevList ==  $\perp$  then                                          $\triangleright$  Initial state
7:     print([v] + output)
8:     for prev = (prevState, prevEdge)  $\in$  prevList do                $\triangleright$  Recursive backtracking
9:       GETALLPATHS(prevState, [prevEdge, n] + output)

```

Notice that here a single search state in Solutions can produce multiple output paths. This is handled in line 8 of the GETALLPATHS function by traversing each node's *prevList*.

Runtime. For Algorithm 2 to work correctly, we crucially need \mathcal{A} to be unambiguous. This can be achieved by determinizing \mathcal{A} . Concerning run-time, Algorithm 2 indeed explores precisely the same portion of G_{\times} as Algorithm 1, since the nodes of G_{\times} we revisit (lines 15–18) do not get added to Open again. However, we can potentially add extra edges to Visited, so $\llbracket q \rrbracket_G$ can be much bigger (see [19, 43] for examples when the set of shortest paths is exponential). Additionally, we note that when enumerating the output paths, each path is returned in time proportional to its length, which is also known as *output-linear delay* [24], and is optimal in the sense that, to return a path we need to at least write it down. In short, we can conclude that Algorithm 2 runs with $O(|\mathcal{A}| \cdot |G|)$ pre-processing time, after which the results can be enumerated in time proportional to their total length.

3.3. ANY k WALKS and SHORTEST k WALKS

In this subsection we present an algorithm allowing to return up to k (shortest) paths. Given that ANY k is automatically solved by the SHORTEST k case, we will focus on the queries of the form:

$$q = \text{SHORTEST } k \text{ WALK } (v, \text{regex}, ?x). \quad (3)$$

To evaluate this class of queries we use Algorithm 3. Here we deploy a similar idea as for ALL SHORTEST WALKS, but now instead of keeping track of all *shortest* walks for any (n, q) pair in the product graph, we will keep track of all paths of each particular length reaching each (n, q) , until we find at least k paths. Intuitively, this is similar to running Algorithm 2, but not discarding any new path to a particular pair in the product graph when this path is not the shortest one. To achieve this, our *search state* is going to be the tuple $(n, q, \text{depth}, \text{numPaths}, \text{prevList})$, where n is a node in the graph, q a state of the automaton for our query, *depth* the length of the paths reaching (n, q) in the product graph, while *numPaths* is the total number of paths of length precisely *depth* from (v, q_0) to (n, q) and *prevList* the list of pointers to predecessors of (n, q) on any such path. The key difference with Algorithm 2 is that we also keep paths that are not the shortest ones. The parameter *numPaths* is used to track up to k paths and ensure termination when loops are present.

To achieve the correct behaviour for Algorithm 3, we use Open as a queue and Visited as a dictionary of search states. A crucial point here is that *the search key* for Visited is now the triple (n, q, depth) , which will allow to track all the paths reaching (n, q) of particular length. In addition to this, we will also need the following three dictionaries which will allow us to keep track of encountered paths and tracking their total number:

- CountPaths is a dictionary searchable by the (n, q) pair, which stores the total number of paths reaching (n, q) from (v, q_0) in the product graph. We stress here that these paths can be of any length and not just the shortest length. This number will be used to prevent revisiting any (n, q) with more than k paths (where k is specified by the query) in order to ensure that the algorithm always terminates.
- CountSolutions is a dictionary searchable by a node n of our graph. CountSolutions[n] stores the total number of paths reaching this node with a final state of the automaton.

Algorithm 3 Evaluation of $query = \text{SHORTEST } k \text{ WALK } (v, \text{regex}, ?x)$.

```

1: function K-SHORTESTWALK( $G, query$ )
2:    $\mathcal{A} \leftarrow \text{UnambiguousAutomaton}(\text{regex})$  ▷  $q_0$  initial,  $F$  final states
3:   Open.init(); Visited.init();
4:   Solutions.init() ▷ Dictionary with  $n$  as the search key
5:   CountSolutions.init() ▷ Dictionary with  $n$  as the search key
6:   CountPaths.init() ▷ Dictionary with  $(n, q)$  as the search key
7:   startState  $\leftarrow (v, q_0, 0, 1, \perp)$ 
8:   Visited.push(startState); Open.push(startState)
9:   CountPaths[( $v, q_0$ )] = 1
10:  while Open  $\neq \emptyset$  do
11:    current  $\leftarrow$  Open.pop() ▷  $current = (n, q, depth, numPaths, prevList)$ 
12:    if  $q \in F$  then
13:      if CountSolutions[ $n$ ] <  $k$  then
14:        Solutions[ $n$ ].append(current)
15:        CountSolutions[ $n$ ] += numPaths ▷ Counts accepting runs to  $n$ 
16:    for next  $\leftarrow (n', q', edge') \in \text{Neighbors}(\text{current}, G, \mathcal{A})$  do
17:      if CountPaths[( $n', q'$ )] <  $k$  then ▷ We never need more than  $k$  paths
18:        if ( $n', q', depth + 1, *, *$ )  $\in$  Visited then
19:          ( $n', q', depth + 1, numPaths', prevList'$ )  $\leftarrow$  Visited.get( $n', q', depth + 1$ )
20:          prevList'.add((current, edge'))
21:          numPaths' += numPaths ▷ The variable  $numPaths'$  is updated!
22:          CountPaths[( $n', q'$ )] += numPaths ▷ Update the count
23:        else ▷ First time visiting  $(n, q)$  at  $depth + 1$ 
24:          prevList.init()
25:          prevList.add((current, edge'))
26:          newState  $\leftarrow (n', q', depth + 1, numPaths, prevList)$ 
27:          CountPaths[( $n', q'$ )] += numPaths ▷ Update the count
28:          Visited.push(newState); Open.push(newState)

```

- Solutions, a dictionary searchable by n which contains an ordered list of (pointers to) search states that are used to enumerate the solutions that reach n . Order is needed so that shortest paths are returned prior to longer ones. We use the Solutions[n].append(current) to denote that current is added to the end of the list in Solutions[n].

Algorithm 3 explores the product graph from (v, q_0) using BFS, but unlike Algorithm 2, it does keep track of paths which are not shortest. Namely, when a node (n', q') of the product graph is revisited by path of any length, this is recorded as long as the total number of paths to (n', q') is less than k (lines 17–28). Here we consider two cases. First, when (n', q') has already been visited by a path of length $depth + 1$ (lines 18–22), we increase the CountPaths[(n', q')] by the total number of paths reaching (n, q) . Basically, by adding the single edge $edge'$, we can traverse any of these paths, since we can reach (n, q) . We also update the count of paths to (n', q') of length precisely $depth + 1$ by updating the $numPaths'$ parameter of the search state, and we add $(\text{current}, edge')$ to $prevList'$ thus updating its value in Visited. The second case, when a path to (n', q') of length $depth + 1$ is considered for the first time (lines 24–28) is similar, but this time we also update Visited and Open with the newly created search state in order to continue looking for more solutions. We remark that Algorithm 3 always terminates, since in line 17 we check that no more than k paths to each pair (n', q') in the product graph are added. In particular, this means that no edge in the product graph can be traversed more than k times. Strictly speaking, in lines 22 and 27 we can possibly end up with more than k paths to (n', q') , so when enumerating solutions we need to keep track of this as explained below.

The solutions are recorded in lines 12 – 15. Here we ensure that when k solution paths to a particular node n had already been discovered no new solutions are recorded for n (line 13). Given that we run BFS, and assuming that

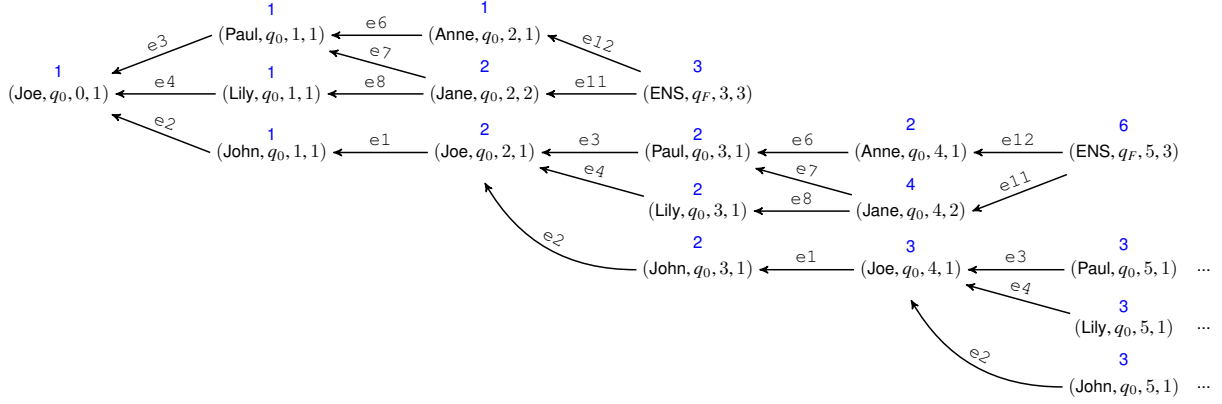


Fig. 3. Visited when running Algorithm 3 in Example 4. The number above each search state is the content of CountPaths for the (n, q) portion of the search state.

Solutions[n].append(current) creates an ordered list, paths reaching n will be given in ascending order from shortest to longer ones. Notice that to achieve pipelining, we could check whether CountSolutions[n] > k after line 15 and return k paths to n . Notice that since more than k paths might be recorded (if CountSolutions[n] + numPaths > k in line 15), when enumerating the paths to any particular n we should return k path if more than k are available. It is also important to notice how this might require extra computation since we cannot return the first batch of shortest paths before finding all k shortest paths. Of course, returning the paths as they are encountered in line 12 could potentially result in the results not being grouped by endpoints of the paths, as required by the GQL standard. Next we illustrate how Algorithm 3 works by an example.

Example 4. We will use the graph of Figure 1 and the following query:

$$q = \text{SHORTEST } 5 \text{ WALK } (\text{Joe}, \text{follows}^* \cdot \text{works}, ?x).$$

Algorithm 3 work similarly as when we wish to find all shortest paths and creates the structure depicted in Figure 3. Here each search state is depicted as a tuple $(n, q, \text{depth}, \text{numPaths})$ with the prevList being represented by outgoing edges, same as in Example 3. On top of each search state we also show the total number of paths reaching the node (n, q) in the product graph at this stage of the execution; namely, the content of CountPaths[(n, q)].

The algorithm starts in (Joe, q_0) and records there to be a single path of length zero to this node. Then three paths of length one are discovered, going to (Paul, q_0) , (Lily, q_0) and (John, q_0) , respectively. Expanding (Paul, q_0) and (Lily, q_0) now visits (Anne, q_0) and (Jane, q_0) with paths of length two. Same as in the case of ALL SHORTEST, both paths to (Jane, q_0) are recorded. Next, we expand (John, q_0) to (Joe, q_0) , but now with a path of length two. Since this is a new path to this node of the product graph, the numPaths component of $(\text{John}, q_0, 1, 1)$, that is, 1, gets added to CountPaths[(Joe, q_0)], correctly tracking the total number of paths to be two: one of length zero and another of length two. Next we explore paths of length three. Here (ENS, q_F) is reached with three paths, so CountSolutions[ENS] also gets updated to three. On the other hand, from $(\text{Joe}, q_0, 2, 1)$, we basically replicate the same exploration that we did from $(\text{Joe}, q_0, 0, 1)$, unlike in Example 3, where this would not result in any new results. However, since we still haven't found five paths required by the query, the exploration continues. Same nodes as previously are being explored, but now with paths of longer length. When we reach $(\text{ENS}, q_0, 5, 3)$ we actually found six solutions for ENS. Notice that the dictionary Solutions[ENS] contains two search states allowing for enumeration: $(\text{ENS}, q_F, 3, 3)$ and $(\text{END}, q_F, 5, 3)$. We can the output the three paths for the first element of the list (paths of length three) and only output two paths from the set of three paths of length five to achieve the required amount of results.

Despite the fact that at this stage we already have all the results, the algorithm will continue until each node of the product graph had been visited five times. This is done to ensure correctness. For example, if there were two more

nodes in the graph: *Ted* and *Berkeley*, with edges stating that *Anne* follows *Ted* and that *Ted* works in *Berkeley*, then we would need to continue this exploration until a sufficient number of paths from *Joe* to *Berkeley* had been found. \square

Enumeration and runtime. The enumeration of results is done similarly as in Subsection 3.2. The main difference is that now *Solutions* is a dictionary which contains, for each solution node n a search state that needs to be enumerated using the same procedure as in Subsection 3.2 when generating all shortest walks. Since the search states in *Solutions*[n] are added in order of increasing length, these will also be enumerated as required by the GQL standard. Some light bookkeeping is needed to track how many solution paths to a node n have already been returned, since the algorithm might overshoot in some cases due to merging more paths than needed (for instance in lines 21 and 27 of Algorithm 3). Enumeration is done with output-linear delay same as previously. The main change here is the pre-processing phase, which can now run in time $O(k \cdot |A| \cdot |G|)$, since each node in the product graph is allowed to be revisited up to k -times (line 18 of Algorithm 3).

3.4. SHORTEST k GROUPS

We now explain how to evaluate queries of the form:

$$q = \text{SHORTEST } k \text{ GROUPS WALK } (v, \text{regex}, ?x). \quad (4)$$

Recall that, when evaluated over the graph database G this query returns, for each v' such that there is a path p in G from v to v' with $\text{lab}(p) \in \mathcal{L}(\text{regex})$, all tuples (v, v', p_{out}) such that p_{out} is a path of length less than i_k , where $i_1 < i_2 < \dots < i_k$ are k smallest lengths of paths between v and v' .

The solution, presented in Algorithm 4 follows a similar logic as for SHORTEST k WALK, but now tracking how many different *groups* of paths of varying length reach each pair (n, q) in the product graph constructed from the database G and the automaton \mathcal{A} for *regex*. For this we need to make some changes to search state. Concretely, for this class of queries search states will be tuples of the form $(n, q, \text{depth}, \text{prevList})$, where n is the graph node, q state of the automaton \mathcal{A} , *depth* the length of the path in the product graph that starts in (v, q_0) , with q_0 being the start state of \mathcal{A} , and ends in (n, q) . As before, *prevList* is a list of pointers to search states that are immediate predecessors of (n, q) on this path. Same as in Section 3.3, we assume that *Visited* is a dictionary of search states that has (n, q, depth) as the search key. We also use the following three data structures which will be used to track the number of groups and solutions encountered during the execution of the algorithm:

- *NumGroups*, a dictionary searchable by (n, q) contains a pair $(\text{numGroups}, \text{lastDepth})$, where *numGroups* is the number of different path groups that have visited (n, q) thus far, while *lastDepth* is the length of paths in the last group that visited (n, q) at this point. We use the notation $\text{NumGroups}[(n, q)] = (\text{numGroups}, \text{lastDepth})$.
- *NumFinalGroups*, a dictionary searchable by n again contains a pair $(\text{numGroups}, \text{lastDepth})$, where the numbers have similar meaning as in *NumGroups*, but now track the number of groups to the node n reached via any final state of the automaton, and the length of paths in the final group discovered thus far. We use the notation $\text{NumGroups}[n] = (\text{numGroups}, \text{lastDepth})$.
- *Solutions*, a dictionary searchable by n which contains an ordered list of (pointers to) search states that are used to enumerate the solutions that reach n . Order is needed so that shortest paths are returned prior to longer ones. We use the $\text{Solutions}[n].\text{append}(\text{sState})$ to denote that *sState* is added to the end of the list in *Solutions*[n].

Algorithm 4 operates in a similar fashion as Algorithm 3 by running the ALL SHORTEST PATHS algorithm, but using each new length to define a group and finding all paths of this length. We start from (v, q_0) and scan its neighbours (n', q') in the product graph using the triple $(n', q', \text{depth} + 1)$ as the search key. Whenever (n', q') was not visited at *depth* + 1 (lines 24 – 31), a new group is created, making sure that no more than k groups have been defined (lines 25 – 26). We remark that we might have already visited (n', q') with paths of smaller length, so we

Algorithm 4 Evaluation of $query = \text{SHORTEST } k \text{ GROUPS } (v, \text{regex}, ?x)$.

```

1: function K-SHORTESTGROUPS( $G, query$ )
2:    $\mathcal{A} \leftarrow \text{UnambiguousAutomaton}(\text{regex})$  ▷  $q_0$  initial,  $F$  final states
3:   InitAllStructures() ▷ Initialize all data structures
4:   startState  $\leftarrow (v, q_0, 0, \perp)$ 
5:   Visited.push(startState); Open.push(startState)
6:   NumGroups[( $n, q$ )] = (1, 0) ▷ First group, length is zero
7:   while Open  $\neq \emptyset$  do
8:     current  $\leftarrow$  Open.pop() ▷  $current = (n, q, depth, prevList)$ 
9:     if  $q \in F$  then
10:      if  $n \notin \text{Solutions.keys}()$  then ▷ First time visiting  $n$ 
11:        Solutions[ $n$ ].append(current)
12:        NumFinalGroups[ $n$ ] = (1,  $depth$ )
13:      else
14:        group  $\leftarrow$  NumFinalGroups[ $n$ ] ▷ group = ( $n, numGroups, lastDepth$ )
15:        if  $depth > lastDepth$  and  $numGroups < k$  then ▷ New solution group
16:          NumFinalGroups[ $n$ ] = ( $numGroups + 1, depth$ )
17:          Solutions[ $n$ ].append(current)
18:        if  $depth == lastDepth$  then
19:          Solutions[ $n$ ].append(current)
20:      for next  $\leftarrow (n', q', edge') \in \text{Neighbors}(\text{current}, G, \mathcal{A})$  do
21:        if  $(n', q', depth + 1, *) \in \text{Visited}$  then ▷ Valid paths for an existing group
22:           $(n', q', depth + 1, prevList') \leftarrow \text{Visited.get}(n', q', depth + 1)$ 
23:          prevList'.add((current, edge'))
24:        else ▷ First time visiting  $(n', q')$  at  $depth + 1$ 
25:          ( $oldNumGroups, oldDepth$ )  $\leftarrow$  NumGroups[( $n', q'$ )] ▷ If  $(n', q')$  unvisited returns (0, -1)
26:          if  $oldNumGroups < k$  then ▷ Creating a new group for  $(n', q')$ 
27:            prevList.init()
28:            prevList.add((current, edge'))
29:            newState  $\leftarrow (n', q', depth + 1, prevList)$ 
30:            Visited.push(newState); Open.push(newState)
31:            NumGroups[( $n', q'$ )] = ( $oldNumGroups + 1, depth + 1$ )

```

need to check that no unnecessary groups will be created. If we already visited (n', q') at $depth + 1$, we add these paths since they are path of an existing group (lines 21 – 23). We check for solutions after popping from the queue (lines 9 – 19). The first time we detect that a node n is a solution, we update the dictionary Solutions, and update NumSolutions[n] to record that a single group had been detected thus far, and record the length of paths in this group (lines 10 – 12). When a node n is discovered as a query answer again, we might be visiting it either with paths of a previously undiscovered length (lines 15 – 17), or with ones of length that we had already seen (lines 18 – 19). In the former case we check that only k groups will be created and record the new group, adding its paths to Solutions[n]. In the latter case we simply add the discovered paths to the final group for n .

To achieve pipelining, we could check in line 15 whether we are trying to create the group $k + 1$ for the first time and in that case enumerate the results. Otherwise, upon the algorithm terminates we can simply use Solutions to see which nodes are in the solution set and enumerate their respective groups, which, due to the fact that we use BFS style exploration, have been added in the increasing order of path length. As a final remark, notice that we can have k groups to some nodes n reached by a final state of our automaton (stored in NumFinalGroups[n]), but we might still need to discover k groups to different pairs (n, q') in the product graph, since these might lead to solutions for nodes other than n . This is the reason why we also keep track of NumGroups[(n, q)]. Next we illustrate how the algorithm operates via an example.

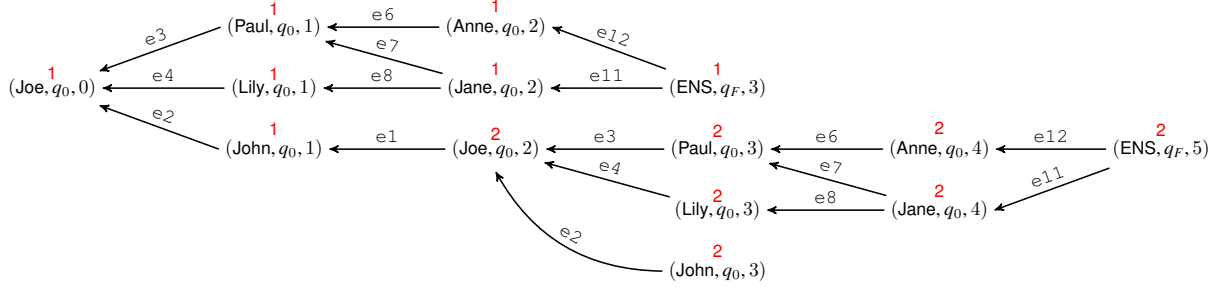


Fig. 4. Visited when running Algorithm 4 in Example 5. The number above each search state is the content of NumGroups for the (n, q) portion of the search state.

Example 5. We again use the graph of Figure 1. The query we consider is as follows:

$$q = \text{SHORTEST 2 GROUPS WALK}(\text{Joe}, \text{follows}^* \cdot \text{works}, ?x).$$

Upon execution Algorithm 4 will have the structure presented in Figure 4 stored in Visited. As before, a search state $(n, q, \text{depth}, \text{prevList})$ is depicted as the triple (n, q, depth) , with prevList being represented by outgoing arrows from this triple, showing us to which previously created search states it points to. The search starts with (Joe, q_0) , creating its first group of length zero (the number of groups to the (n, q) portion of the search state is depicted above the triple). The immediate neighbours are then explored, and since each is reached for the first time, the first group is defined. At distance two from the start we visit (Anne, q_0) and (Jane, q_0) for the first time, but we reach (Joe, q_0) for the second time, now with a longer path, so a new group is created. At distance three, (ENS, q_F) is recorded as a solution for the first time, while (Paul, q_0) , (Lily, q_0) and (John, q_0) are all reached with a new group of paths, bringing their group count to two. At distance four we see (Anne, q_0) and (Jane, q_0) for the second time, but we do not expand the node (John, q_0) , because this is blocked in line 26, since it would create a third group to these nodes. Notice here that it does not matter if we would have explored $(\text{John}, q_0, 3)$ before $(\text{Paul}, q_0, 3)$ since due to the nature of BFS, we would try to expand the node (John, q_0) after the second group for (Paul, q_0) would have already been discovered. Finally, upon reaching (ENS, q_F) at distance five the algorithm terminates. Notice that $\text{Solutions}[\text{ENS}]$ contains $(\text{ENS}, q_F, 3)$ and $(\text{ENS}, q_F, 5)$ in this particular order, so we can first return all three paths of length three (the first group), following with the three paths of length five (the second group). \square

Enumeration and runtime. Enumeration in this case is identical as in Subsection 3.3, but now more items might be present in $\text{Solutions}[n]$. Output-linear delay is guaranteed by this method of enumeration and no tracking of the number of returned solutions is needed due to the fact that each solution within the group needs to be returned. Regarding the pre-processing phase, a bound of $O(k \cdot |\mathcal{A}| \cdot |G|)$ is again achieved with a similar dynamic as when comparing a single shortest to all shortest path runtime. Namely, for each group here we run the all-shortest algorithm for every path length in the group. As in that case, many more solutions are potentially recorded compared to the case of shortest k paths.

4. TRAIL, SIMPLE, and ACYCLIC

We now devise algorithms for finding trails, simple paths, or acyclic paths. It is well established in the research literature that even checking whether there is a single path between two nodes that conforms to a regular expression and is a simple path or a trail is NP-complete [6, 8, 14, 42], so we do not know any efficient algorithms. On the other hand, regular expressions for which this problem is indeed NP-hard are rare in practice [9, 39, 40] and, moreover, regular expressions for which these problems are tractable can be evaluated by cleverly enumerating paths in the product graph [39, 41]. Our algorithms will follow this intuition and prune the search space whenever possible.

Algorithm 5 Evaluation for $query = (\text{ALL SHORTEST})? \text{restrictor}(v, \text{regex}, ?x)$.

```

1: function ALLRESTRICTEDPATHS( $G, query$ )
2:    $\mathcal{A} \leftarrow \text{UnambiguousAutomaton}(\text{regex})$   $\triangleright q_0$  initial,  $F$  final states
3:    $\text{Open.init}(); \text{Visited.init}(); \text{ReachedFinal.init}()$ 
4:    $\text{startState} \leftarrow (v, q_0, 0, \text{null}, \perp)$ 
5:    $\text{Visited.push}(\text{startState}); \text{Open.push}(\text{startState})$ 
6:   while  $\text{Open} \neq \emptyset$  do
7:      $\text{current} \leftarrow \text{Open.pop}()$   $\triangleright \text{current} = (n, q, \text{depth}, e, \text{prev})$ 
8:     if  $q \in F$  then
9:       if  $\neg(\text{ALL SHORTEST})$  then
10:         $\text{Solutions.add}(\text{current})$ 
11:       else if  $n \notin \text{ReachedFinal}$  then
12:         $\text{ReachedFinal.add}(\langle n, \text{depth} \rangle)$ 
13:         $\text{Solutions.add}(\text{current})$ 
14:       else
15:         $\text{optimal} \leftarrow \text{ReachedFinal.get}(n).depth$ 
16:        if  $\text{depth} = \text{optimal}$  then
17:           $\text{Solutions.add}(\text{current})$ 
18:       for  $\text{next} \leftarrow (n', q', \text{edge}') \in \text{Neighbors}(\text{current}, G, \mathcal{A})$  do
19:         if  $\text{ISVALID}(\text{current}, \text{next}, \text{restrictor})$  then
20:            $\text{new} \leftarrow (n', q', \text{depth} + 1, \text{edge}', \text{current})$ 
21:            $\text{Visited.push}(\text{new}); \text{Open.push}(\text{new})$ 

```

In the worst case all such algorithms will be exponential but we will show that, on real-world graphs, the number of paths will be manageable, and the pruning technique will ensure that all dead-ends are discarded. We begin by showing how to find *all* trails and simple/acyclic paths.

4.1. Returning all paths

We start by dealing with queries of the form:

$$q = (\text{ALL SHORTEST})? \text{restrictor}(v, \text{regex}, ?x)$$

where *restrictor* is TRAIL, SIMPLE, or ACYCLIC. Algorithm 5 shows how to evaluate such queries. Intuitively, the algorithm explores the product graph by enumerating all paths starting in (v, q_0) but pruning quickly. Here, our *search state* is a tuple $(n, q, \text{depth}, e, \text{prev})$, where n is a node, q an automaton state, depth the length of a shortest path to (n, q) in G_\times , e an edge used to reach the node n , and prev a pointer to another search state stored in *Visited*, which is a set storing already visited search states. Same as in Algorithm 2, we use a dictionary *ReachedFinal* storing pairs (n, depth) , with key n . Here, n is a node reached in some query answer, and depth the length of a shortest path to this node.

The execution is very similar to Algorithm 1, but *Visited* is not used to discard solutions. Instead, when checking whether the current node can be extended to a neighbor (lines 18–21), we call *ISVALID* which checks whether the path to the current node (i.e. n) in *Visited* can be extended to the next node (i.e. n') according to *restrictor*. Notice that we need to check whether the path in the *original graph* G satisfies the *restrictor*, and not the path in the product graph. If the explored neighbor allows to extend the current path according to *restrictor*, we add the new search state to *Visited* and *Open* (line 21). When popping from *Open*, we also check if a potential solution is reached (line 8). If the ALL SHORTEST selector is *not* present, we simply add the newly found solution. In the presence of the selector, we need to make sure to add only *shortest* paths to the solution set. The dictionary *ReachedFinal* is used to track already discovered nodes. If the node is seen for the first time, the dictionary is updated, and a new solution added (lines 11–13). Upon discovering the same node again (lines 14–17), a new solution is added only if it is shortest. Once all paths have been explored ($\text{Open} = \emptyset$), we can enumerate the solutions as in other algorithms.

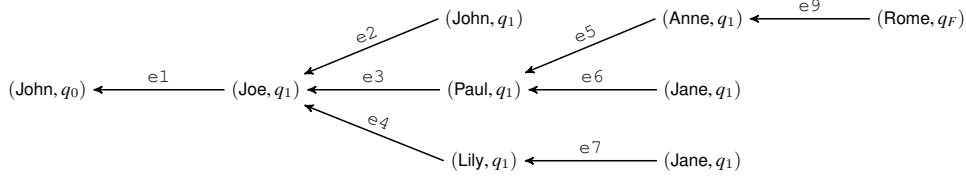


Fig. 5. Visited after running Algorithm 5 in Example 6.

Example 6. Consider again the graph G in Figure 1, and

$$q = \text{SIMPLE}(\text{John}, \text{follows}^+ \cdot \text{lives}, ?x).$$

Namely, we wish to use the same regular pattern as in Example 2, but now allowing only simple paths. Same automaton as in Example 2 is used in Algorithm 5. The algorithm will start by visiting (John, q_0) , followed by (Joe, q_1) . After this we will visit (John, q_1) , (Paul, q_1) and (Lily, q_1) . In the next step we will try to expand (John, q_1) , but will detect that this leads to a path which is not simple (we could have detected this in the previous step, but this way the pseudo-code is more compact). We will continue exploring neighbors, building the *Visited* structure depicted in Figure 5. In Figure 5 we use the same notion for *prev* pointers as in previous examples. For brevity, we do not show depth, but this is simply the length of the path needed to reach (John, q_0) in Figure 5. We remark that the node (Jane, q_1) appears twice since it will be present in the search state $(\text{Jane}, q_1, 3, e6, \text{prev})$ and in $(\text{Jane}, q_1, 3, e7, \text{prev}')$. \square

Enumeration and runtime. The correctness of the algorithm crucially depends on the fact that \mathcal{A} is unambiguous, since otherwise we could record the same solution twice. Termination is assured by the fact that eventually all paths that are valid according to the restrictor will be explored, and no new search states will be added to *Open*. Unfortunately, since we will potentially enumerate all the paths in the product graph, the complexity of constructing the solution set is $O((|\mathcal{A}| \cdot |G|)^{|G|})$. This is also the best known runtime since the problem is NP-hard [14]. Output-linear complexity of enumeration is achieved the same as for Algorithm 1 since each solution defines a single path.

4.2. Adding ANY and ANY SHORTEST.

Treating queries of the form

$$q = \text{ANY}(\text{SHORTEST})? \text{restrictor}(v, \text{regex}, ?x)$$

can be done with minimal changes to Algorithm 5. Namely, we would use *ReachedFinal* as a *set* that stores the node first time a solution is found in order not to repeat any results. In addition, we would replace lines 8–17 with:

```

if  $q \in F$  and  $n \notin \text{ReachedFinal}$  then
    ReachedFinal.add( $n$ )
    Solutions.add(current)

```

Enumeration and runtime. Same as Algorithm 5, worst-case runtime is $O((|\mathcal{A}| \cdot |G|)^{|G|})$, which is also the best known runtime due to NP-completeness of the problem [14]. Enumeration is analogous to Algorithm 5 and achieves output-linear delay.

4.3. SHORTEST k paths and ANY k paths

Here we show how to deal with queries of the form:

$$\text{SHORTEST } k \text{ restrictor}(v, \text{regex}, ?x),$$

where restrictor is one of TRAIL, SIMPLE, ACYCLIC. We remark that this also solves the ANY k case.

The idea, presented in Algorithm 6 is very similar as in the case of finding all paths according to one of the three restrictors (Algorithm 5), where we enumerate all the paths that conform to the restrictor in our graph and keep track of the appropriate solutions. The difference here is that we only track up to k solutions for each node n reachable from v by a path conforming to `regex`. As before, Visited will be a set allowing us to reconstruct solution paths. To find shortest paths, we assume that Open is a queue, meaning that we do a BFS-style exploration. The structure of search state is again $(n, q, e, prev)$, with n a node in the graph, q a state of the automaton, e an edge used to reach n and $prev$ a pointer to the predecessor search state in Visited used to reach the current state. Additionally, we will use the following structures to keep track of k shortest paths for each reachable node:

- Reachable is a set that keeps track of each node n reachable from v by our query.
- ReachedFinal is a dictionary with n being the search key and storing the number of paths reaching n with an accepting state. For example, ReachedFinal[n] = 5 means we found five paths that are an answer to our query reaching the node n .
- Solutions is a dictionary with n being the search key. Each entry Solutions[n] stores a list of search states which visit the node n via an accepting state of our automaton.

Enumeration and runtime. Basically, we do the same sort of exploration as in Algorithm 5, but when we find a solution, we check that no more than k shortest solutions are stored (lines 8 – 15). For correctness we need the automaton to be unambiguous. This can be achieved by determinizing the automaton. Since we need to enumerate all the paths, worst-case complexity is again $O((|\mathcal{A}| \cdot |G|)^{|G|})$. Notice that no k factor is present in this bound since it already includes exploring all possible paths and we only need to count the number of solutions to each reached node. For enumeration, we simply traverse the list Solutions[n] which stores a search state with a single path which can again be enumerated with output-linear delay.

Algorithm 6 Evaluating a query = SHORTEST k restrictor $(v, \text{regex}, ?x)$ over G .

```

1: function SHORTEST  $k$  RESTRICTED PATHS( $G, query$ )
2:    $\mathcal{A} \leftarrow \text{UnambiguousAutomaton}(\text{regex})$                                  $\triangleright q_0$  initial state,  $F$  final states
3:   Initialize()                                                                 $\triangleright$  Initialize all data structures
4:    $start \leftarrow (v, q_0, null, \perp)$ 
5:   Visited.push(start); Open.push(start)
6:   while Open  $\neq \emptyset$  do
7:      $current \leftarrow \text{Open.pop}()$                                             $\triangleright current = (n, q, e, prev)$ 
8:     if  $q \in F$  then
9:       if  $n \notin \text{Reachable}$  then
10:        Reachable.add( $n$ )
11:        ReachedFinal[ $n$ ] = 1
12:        Solutions[ $n$ ].append( $current$ )
13:       else if ReachedFinal[ $n$ ] <  $k$  then                                      $\triangleright$  Only return  $k$  paths to  $n$ 
14:        ReachedFinal[ $n$ ] += 1
15:        Solutions[ $n$ ].append( $current$ )
16:       for  $next = (n', q', edge') \in \text{Neighbors}(current, G, \mathcal{A})$  do
17:         if ISVALID( $current, next, restrictor$ ) then                              $\triangleright$  This assures termination!
18:            $new \leftarrow (n', q', edge', current)$ 
19:           Visited.push(new); Open.push(new)

```

4.4. Shortest k groups

The final class of queries we cover is of the form:

SHORTEST k GROUPS restrictor $(v, \text{regex}, ?x)$,

where restrictor is one of TRAIL, SIMPLE, ACYCLIC. The solution, shown in Algorithm 7 is virtually identical as Algorithm 6, but now keeping track of groups instead of paths. The main structures used to keep track of correct solutions are:

- Reachable a set that keeps track of each node n reachable from v by our query.
- Groups a dictionary using nodes n of our graph as the search key, and storing two components: (i) Groups[n].numGroups is the number of different path length that we discovered reaching n via a final state of the automaton; and (ii) Groups[n].lastDepth is the length of the longest/last path we discovered reaching n via a final state of the automaton.
- Solutions is a dictionary with n being the search key. Each entry Solutions[n] stores a list of search states which visit the node n via an accepting state of our automaton.

To ensure only k groups are returned for each n , Groups[n].numGroups is capped at k (line 14). When a solution n is discovered for the first time (lines 9 – 13), the first solution group for n is created. If we already discovered n and no more than k groups have been created (line 14), we consider the two viable options: (i) we are creating a new group, in which case the recorded number of solution groups needs to be strictly less than k (lines 15 – 18); or (ii) we are extending the last group we created (lines 19 – 20). For correctness we need the automaton to be unambiguous and the complexity and enumeration is the same as for Algorithm 6.

Algorithm 7 Evaluating a *query* = SHORTEST k GROUPS restrictor $(v, \text{regex}, ?x)$ over G .

```

1: function SHORTEST  $k$  RESTRICTED PATHS( $G, query$ )
2:    $\mathcal{A} \leftarrow \text{UnambiguousAutomaton}(\text{regex})$                                  $\triangleright q_0$  initial state,  $F$  final states
3:   Initialize()                                                                 $\triangleright$  Initialize all data structures
4:    $\text{start} \leftarrow (v, q_0, \text{null}, 0, \perp)$ 
5:   Visited.push(start); Open.push(start)
6:   while Open  $\neq \emptyset$  do
7:      $\text{current} \leftarrow \text{Open.pop}()$                                             $\triangleright \text{current} = (n, q, e, \text{depth}, \text{prev})$ 
8:     if  $q \in F$  then
9:       if  $n \notin \text{Reachable}$  then
10:        Reachable.add( $n$ )
11:        Groups[ $n$ ].numGroups = 1
12:        Groups[ $n$ ].lastDepth = depth
13:        Solutions[ $n$ ].append( $\text{current}$ )
14:      else if Groups[ $n$ ]  $\leq k$  then
15:        if (Groups[ $n$ ].lastDepth <  $\text{depth}$  and Groups[ $n$ ].numGroups <  $k$ ) then       $\triangleright$  New group!
16:          Groups[ $n$ ].numGroups += 1
17:          Groups[ $n$ ].lastDepth =  $\text{depth}$ 
18:          Solutions[ $n$ ].append( $\text{current}$ )
19:        else if Groups[ $n$ ].lastDepth ==  $\text{depth}$  then                             $\triangleright$  Same group, new solution!
20:          Solutions[ $n$ ].append( $\text{current}$ )
21:      for  $\text{next} = (n', q', \text{edge}') \in \text{Neighbors}(\text{current}, G, \mathcal{A})$  do
22:        if ISVALID( $\text{current}, \text{next}, \text{restrictor}$ ) then                           $\triangleright$  This assures termination!
23:           $\text{new} \leftarrow (n', q', \text{edge}', \text{depth} + 1, \text{current})$ 
24:          Visited.push( $\text{new}$ ); Open.push( $\text{new}$ )

```

5. Implementation Details

PATHFINDER is implemented as the path processing engine of MILLENNIUMDB, a recent open-source graph database engine [64]. MILLENNIUMDB provides the infrastructure necessary to process generic queries such as RPQs, and takes care of parsing, generation of execution plans, and data storage, while PATHFINDER executes path queries as described in the paper. MILLENNIUMDB supports both the property graph data model coupled with an expressive fragment of Cypher [25] and RDF with a fully compliant implementation of SPARQL 1.1 query. The system also provides updates and a light transactional management mechanism in terms of multi-version concurrency control with a single writer thread. While the Cypher-like fragment we implement provides support for returning paths as described in this paper, we also extend the SPARQL syntax to allow path retrieval.

Syntax for returning paths in property graphs. We extend MILLENNIUMDB's Cypher-like syntax with a special new construct that allows returning paths in RPQ query answers by adding patterns of the following form into the MATCH clause:

```
(<src>)= [<PathMode> <PathVariable> <RegularPathQuery>]=> (<tgt>)
```

Here `src` and `tgt` are either graph nodes or variables, `PathMode` is any path mode supported in GQL, `PathVariable` is the variable used to bind and return the path, and `RegularPathQuery` is any RPQ pattern constructed from edge labels. It is currently not permitted to reuse path variables. Notice that we use a different edge arrow for this class of queries, namely `=[]=>`, instead of the usual `-[]->` used in Cypher and GQL.

To illustrate this syntax, the query below would return all shortest paths starting at node `Joe` in Figure 1 which conform to the `:follows+/:works` RPQ:

```
MATCH (?src {name:"Joe"})=[ALL SHORTEST ?p :follows+/:works*]=> (?tgt)
RETURN ?tgt.name, ?p
```

Note that here we assume that nodes in Figure 1 have an attribute `name` which identifies their value as commonly used in property graphs.

Extending SPARQL with path returning capabilities. To support returning paths in SPARQL, we introduce a new triple pattern with the following abstract definition:

```
<src> <PathMode> (<PropertyPath> AS <PathVariable>) <tgt>
```

Similarly as in the case of property graphs, `src` and `tgt` are either nodes (i.e. IRIs or literals) or variables, `PathMode` is a GQL path mode, `PathVariable` is the variable used to bind and return the path, and `PropertyPath` is a property path pattern. Our implementation currently supports property path patterns which do not use negated property sets and we do not yet implement the `TRAIL` path modes, as it is not clear whether a triple in RDF represents an edge, or whether a more subtle definition should be made as in the case of property graphs. Path variables are used only to return paths. Such triple patterns can be added to SPARQL `WHERE` clause. An example query that extracts the names of people connected to `Joe` in an RDF dataset similar to the one in Figure 1 would be:

```
SELECT ?name ?p
WHERE {
  ex:Joe ANY SHORTEST (:follows+/:works AS ?p) ?tgt .
  ?tgt :hasName ?name .
}
```

Data access. By default, MILLENNIUMDB stores graph data on disk using B+trees, and loads the necessary pages into a main memory buffer during query execution. B+trees we use are clustered on initial loading of data and their leaves store the required relations using node/edge IDs. All literal values (strings, numbers, etc.) are also represented via numeric IDs and converted to their original representation as needed. All B+trees in MILLENNIUMDB are accessed using the standard linear iterator interface used in relational databases [48]. Depending on the data model used, a different set of relations is stored as we explain next.

Property graphs. To represent property graphs, MILLENNIUMDB indexes several relations, however, our algorithms only use the following two:

EDGES(NODEFROM, LABEL, NODETO, EDGEID)
NODES(NODEID)

The first relation allows us to find Neighbors of a certain node reachable by an edge with a specific label, as used, for instance, in Algorithm 1 (line 14). The second table keeps track of nodes that are materialized in the database. In essence, the table NODES is only used when checking whether the start node of an RPQ actually exists in the database (see e.g. Algorithm 1, line 9). Additionally, we remark that all of the proposed algorithms can be easily extended with the ability to traverse edges backwards, as required, for instance, by C2RPQs [12] and SPARQL property paths [29]. To support this, we also index the inverse EDGES relation $\text{EDGES}^-(\text{NODETO}, \text{LABEL}, \text{NODEFROM}, \text{EDGEID})$. We can then easily extend all of the described algorithms to allow RPQs with backward edges, and use the EDGES^- table whenever looking for a neighbour accessed via a backward edge.

RDF data. When storing RDF data we use four different permutations of the $\text{TRIPLES}(S,P,O)$ relation. Most importantly for us being the SPO and OPS permutations which mimic the EDGES and EDGES^- relations from property graphs.

Pipelined execution. In PATHFINDER all the algorithms are implemented in a pipelined fashion using linear iterators. In particular, this means that the solution is returned to the user as soon as it is encountered. This requires, for instance, that the main while loop of Algorithm 1 be halted as soon as a new solution is detected in line 19, and similarly for Algorithm 5. In the case of Algorithm 2 the situation is a bit more complex, as solutions can be detected while scanning the neighbors (lines 14–24), instead of upon popping an element from the queue (lines 11–13). All of these issues can be resolved by noting that linear iterators for neighbors of a node can be paused, and their execution resumed. For completeness, we include an expanded pseudo-code of our algorithms written in a pipelined fashion, in our online appendix [20]. The main benefit of the pipelined execution is that paths can be encountered on demand, and the entire solution set need not be constructed in advance.

Query variables. Throughout the paper we assumed that the RPQ part of our query takes the form $(v, \text{regex}, ?x)$, where v is a node identifier, and $?x$ is a variable. Namely, we were searching for all nodes reachable from a fixed point v . It is straightforward to extend our algorithms to patterns of the form (v, regex, v') , where both endpoints of the path are known. That is, we can run any of the algorithms as described in the paper, and check whether v' is a query answer. The case when both ends are variables; namely, $(?x, \text{regex}, ?y)$, is not so easy to handle, and the techniques we developed only allow supporting it by testing all possible start nodes. Some immediate optimizations are possible here; for instance, by only considering start nodes of edges labeled by transitions that leave the initial state of the automaton for regex . We leave the study of this problem for future work.

6. Experimental Evaluation

We empirically evaluate PATHFINDER and show that the approach scales on a broad range of real-world and synthetic data sets and queries. We start by explaining how PATHFINDER was implemented, followed by the description of our experimental setup, and the discussion of the obtained results. For code, data and queries see [21].

6.1. Experimental setup

We perform three sets of experiments:

- Pokec, which tests the effect of path length on performance;
- Wikidata, where we test the performance over a large real-world graph and user supplied queries; and
- Diamond, where we test the effect of having a large number of paths in the graph.

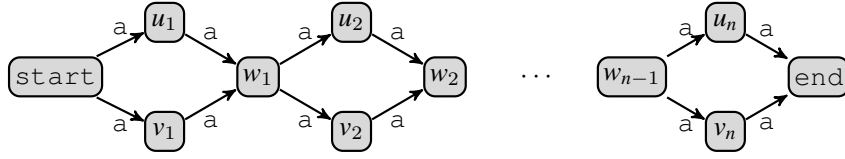


Fig. 6. Graph database with exponentially many paths.

Next we describe each set of experiments in more detail.

(1) Pokec. Our first set of experiments uses the Pokec social network graph from the SNAP graph collection [36]. Pokec is a Slovakian social network which records (directed) user connections, similar to the graph of Figure 1, but with a single type of edge label (we call it follows). The graph contains around 1.6 million nodes and 30 million edges. In our experiment we select the node that is median in terms of centrality,² and traverse follows-labeled edges from this node. We run our algorithms until 100,000 paths that witness these connections are returned. We explore paths of length 1 through k , where k ranges from 1 to 12. Longer paths are uninteresting, since the graph’s diameter is 11. We pair these queries with the path modes described in Section 2. The idea behind this experiment is to test what happens with query performance as we seek longer paths in a real-world graph of intermediate size.

(2) Wikidata. Here, we want to check performance over a large real-world graph. For this we use Wikidata [62] and queries from its public SPARQL query log [38]. We use WDBench [4], a recently proposed Wikidata SPARQL benchmark. WDBench provides a curated version of the data set based on the truthy dump of Wikidata [66], which is an edge-labeled graph with 364 million nodes and 1.257 billion edges, using more than 8,000 different edge labels. The data set is publicly available [5]. WDBench provides multiple sets of queries extracted from the Wikidata’s public endpoint query log. We use the Paths query set, which contains 659 2RPQs patterns³. From these, 592 have a fixed starting point or ending point (or both), while 67 have both endpoints free. We note that these queries require general regular expressions which cannot be expressed in some of the tested systems. The 659 patterns are then used in our tests under the restrictor and selector options described in Section 2.

(3) Diamond. In our final experiment we test what happens when there is a large number of paths present in our graph. The database we use, taken from [43], is presented in Figure 6. The queries we consider look for paths between start and end using a -labeled edges. Notice that all such paths are, at the same time, shortest, trails and simple paths, and have length $2n$. Furthermore, there are 2^n such paths, while the graph only has $3n + 1$ nodes and $4n$ edges. We test our query with the path modes from Section 2, while scaling n (and thus path length) from 1 to 40. While returning all these paths is unfeasible for any algorithm, we test whether a portion of them (100,000 in our experiments) can be retrieved efficiently.

Tested systems. In all the experiments we use the property graph version of PATHFINDER. Recall that PATHFINDER supports both BFS traversal and DFS traversal (when paths need not be shortest). We denote the two versions as PATHFINDER-BFS and PATHFINDER-DFS, respectively. When there is only one algorithm (e.g. for all shortest walks), we simply write PATHFINDER. All the versions assume data to be stored on disk and being buffered into main memory as required.

In order to compare with state of the art in the area, we selected six publicly available graph database systems that allow for benchmarking with no legal restrictions. These are:

- Neo4J version 4.4.12 [65] (NEO4J for short);
- NebulaGraph version 3.5.0 [61] (NEBULA);
- Kuzu version 0.0.6 [34] (KUZU);
- Jena TDB version 4.1.0 [55] (JENA);

²Meaning that we computed the number of edges in which each node participates and selected one whose count is the median for the dataset.

³We remove the single pattern from the original query set which uses negated property sets, a feature we currently do not support.

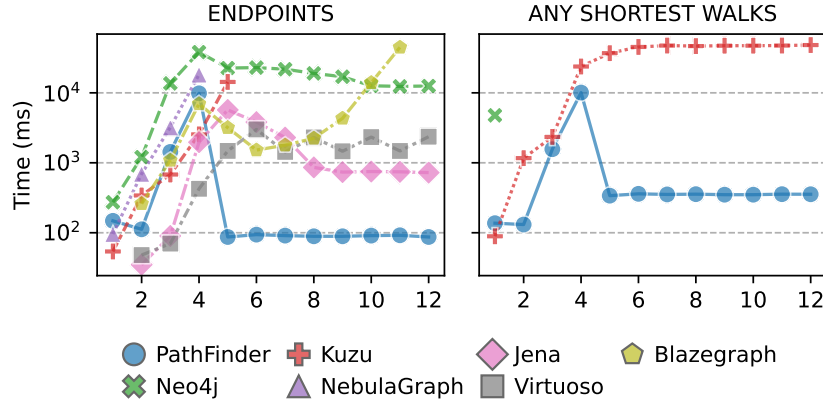


Fig. 7. Runtimes over the Pokec dataset – endpoints and a single (shortest) path experiment.

- Blazegraph version 2.1.6 [59] (BLAZEGRAPH); and
- Virtuoso version 7.2.6 [18] (VIRTUOSO).

From the aforementioned systems, NEO4J and NEBULA use the ALL TRAIL semantics by default. NEO4J and KUZU support ANY SHORTEST WALK and ALL SHORTEST WALK modes. KUZU also supports ALL WALK, but to assure finite answers, all paths are limited to length at most 30. In terms of SPARQL systems (JENA, BLAZEGRAPH, VIRTUOSO), these do not return paths, but do support arbitrary RPQs and according to the SPARQL standard [29], detect pairs of nodes connected by an arbitrary walk. A brief summary of supported features can be found in Table 1 in the Introduction. Other systems we considered are DUCKDB [58], Oracle Graph Database [45] and Tiger Graph [57], which support (parts of) SQL/PGQ. Unfortunately, [45] and [57] are commercial systems with limited free versions, while the SQL/PGQ module for DUCKDB [58] is still in development.

How we ran the experiments. The experiments were run on a commodity server with an Intel®Xeon®Silver 4110 CPU, and 128GB of DDR4/2666MHz RAM, running Linux Debian 10 with the kernel version 5.10. The hard disk used to store the data was a SEAGATE model ST14000NM001G with 14TB capacity. Note that this is a classical HDD, and not an SSD. Custom indexes for speeding up the queries were created for NEO4J, NEBULA and KUZU, and the four systems were run with the default settings and no limit on RAM usage. JENA, BLAZEGRAPH, VIRTUOSO and PATHFINDER were assigned 64GB of RAM for buffering. Since we run large batches of queries, these are executed in succession, in order to simulate a realistic load to a database system. *All queries were run with a limit of 100,000 results and a timeout of 1 minute.*

6.2. Pokec: scaling the path length

Here we take a highly connected graph of medium size and test what happens if we ask for paths of increasing length. All tested systems easily loaded this data set. Given that SPARQL systems cannot return paths, we compare with them when the system is only asked to retrieve the reachable nodes (the ENDPOINTS experiment). Given that other systems only support TRAILS and WALKS, we retrieve paths according to these two modes. Our results are presented in Figure 7 and Figure 8.

ENDPOINTS. Results for retrieving reachable nodes is presented in Figure 7 (left). As we can see, SPARQL systems handle this use case relatively well (only BLAZEGRAPH timed out for the largest path length), while NEO4J also shows decent performance with no timeouts. In contrast, NEBULA and KUZU start timing out for paths of length 5 and 6, respectively. PATHFINDER shows superior performance once the runtime stabilizes due to all data required to run the queries being loaded from disk. Notice a big spike for lengths 3 and 4 (which is in the order with other engines), that happens due to a large portion of pages being fetched from disk into the buffer. Once the data needed

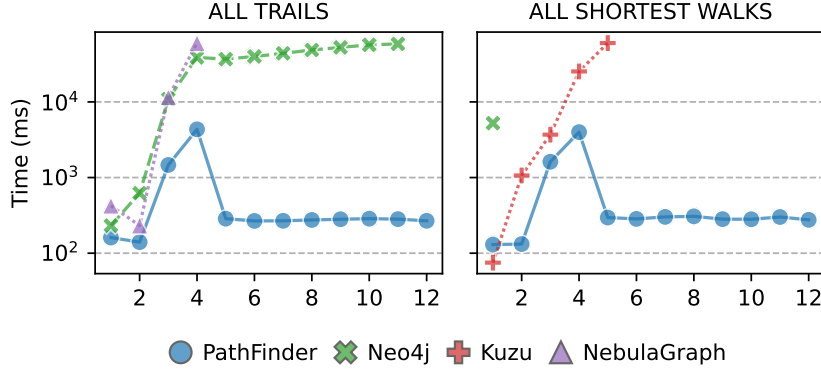


Fig. 8. Performance of graph engines in the Pokec dataset.

to compute 100,000 paths has been fetched, the performance stabilizes. We remark that PATHFINDER does *not* use caching but rather recomputes the query for each length larger than 5.

WALKS. Results for ANY SHORTEST WALK are given in Figure 7 (right). As we can see, KUZU has a highly performant algorithm that handles this use case well, while NEO4J times out rather quickly. PATHFINDER is the clear winner, with rather stable performance for longer lengths. We note that the spike in PATHFINDER for lengths 3 and 4 is due to loading the data from disk, which then stays in the buffer for longer length paths (recall that we run the queries one after another). The case of ALL SHORTEST WALK is presented in Figure 8 (right). The picture here is similar, with no system being able to handle paths of length 6 or more, while PATHFINDER scales very well. The data loading spike is again present for length 3 and 4, but it still results in fast performance. Notice that NEBULA is not used in this experiment since it does not support the WALK semantics. We also conducted an experiment where we look for paths of length precisely k , with $k = 1 \dots 12$, with identical results, so we omit the plot for this case. Overall, we can conclude that PATHFINDER offers stable performance, and unlike the other systems, does not get into issues as the allowed path length increases.

TRAILS. The results for ALL TRAIL are shown in Figure 8 (left). The performance of NEO4J is much better here than for SHORTEST WALKS, with timeouts occurring much later. On the other hand, NEBULA could not handle length 5 paths. When it comes to PATHFINDER, the results show performance of the BFS version of Algorithm 5. For the DFS version (not shown in the figure) the picture is similar. As in other experiments, we see that PATHFINDER can handle the query load with no major issues.

6.3. Wikidata: the effect of big graphs

Here we test whether evaluating path queries in big real-world graphs is feasible. We encountered significant issues when loading the data set into some engines. For NEBULA we ran into the well documented storage issue [60] that we could not resolve, while KUZU ran out of memory while loading the data set. We even tried splitting the data set into smaller chunks, with one file for each distinct edge label. In this case we only managed to load the ten biggest edge sets into KUZU, but this amounted to less than a third of the total number of edges, so we excluded KUZU from this experiment. Apart from PATHFINDER, systems that could load the data were: NEO4J, BLAZEGRAPH, JENA, and VIRTUOSO. Given that NEO4J supports the WALK and TRAIL restrictor, we ran our queries under these two path modes. Out of 659 queries, 20 could not be expressed in NEO4J since they were complex RPQs. Results are in Figure 9.

WALKS. In Figure 9 (left) we show the results for the WALK restrictor. Since we run 659 queries, we only present the box plots of our results. The first two columns represent the BFS and DFS version of Algorithm 1 in PATHFINDER, which corresponds to ANY (SHORTEST) WALK mode. Compared to SPARQL engines (the next three columns), which do not return paths, we can see a marked improvement. This is also reflected in the number of timeouts.

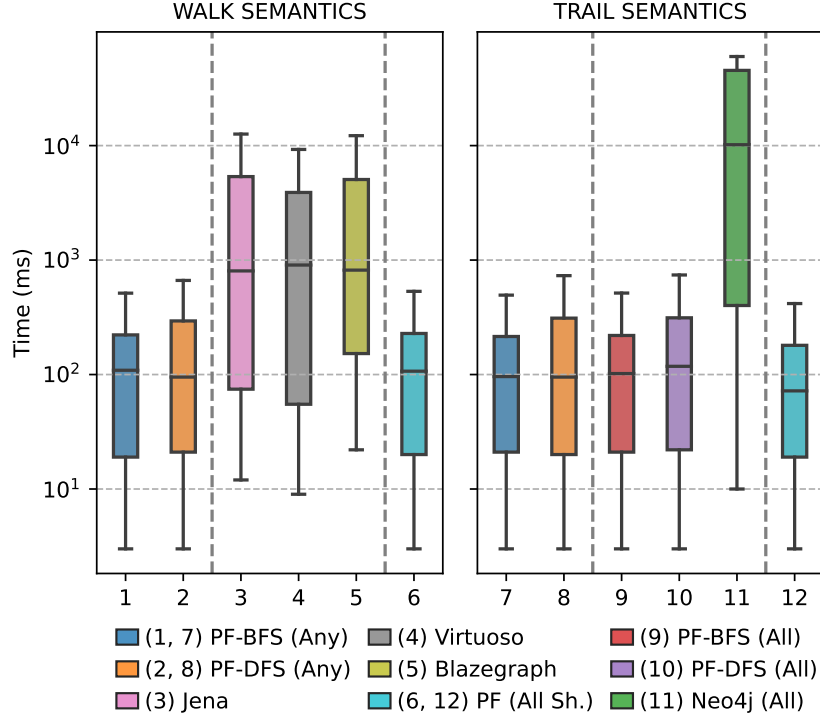


Fig. 9. Runtimes for the Wikidata experiment.

Here both PATHFINDER-BFS and PATHFINDER-DFS had 12 timeouts. In contrast, JENA timed out 95 times, and BLAZEGRAPH and VIRTUOSO 86 and 24 times, respectively. We remark that while NEO4J supports ANY SHORTEST WALK mode, it timed out in 657 out of 659 queries, so we do not include it in the graphs. The final column in Figure 9 (left) shows the performance of PATHFINDER for the ALL SHORTEST PATH mode of Algorithm 2. Interestingly, despite requiring a more involved algorithm, finding 100,000 paths under this path mode shows almost identical performance to finding a single shortest path for each reached node. The number of timeouts here was only 10 (due to more paths being discovered to each node so the 100,000 limit is reached faster). Again, while NEO4J does support this path mode, it could only complete 2 out of 659 queries. Overall, we can conclude that PATHFINDER presents a stable strategy for finding WALKS.

TRAILS. Results for the TRAIL semantics are shown in Figure 9 (right). The first two columns correspond to ANY SHORTEST TRAIL and ANY TRAIL in PATHFINDER. The performance here is almost identical to the ANY WALK case, with only 26 and 27 timeouts for the BFS and DFS version, respectively. The following three columns correspond to the ALL TRAIL path mode, supported by PATHFINDER-BFS, PATHFINDER-DFS, and NEO4J. Comparing PATHFINDER to NEO4J, we can see an order of magnitude improvement in performance. This is reflected in the number of timeouts with 134 for NEO4J, and only 11 for PATHFINDER-BFS and 13 for PATHFINDER-DFS. The final column corresponds to ALL SHORTEST TRAIL mode in PATHFINDER, which again shows similar performance to other TRAIL-based modes, with only 21 timeouts. Overall, we can see that PATHFINDER shows remarkably stable performance when returning trails. Interestingly, while the theoretical literature classifies the TRAIL mode as intractable [6], and algorithms proposed in Section 4 take a brute-force approach to solving them, over real-world data they do not seem to fare significantly worse than algorithms for the WALK restrictor. This is most likely due to the fact that they can either detect 100,000 results rather fast, or because the data itself permits no further graph exploration. We remark that we also ran the experiments for SIMPLE and ACYCLIC restrictor in PATHFINDER, with identical results as in the TRAIL case, showing that Algorithm 5 is indeed a good option for real-world use cases.

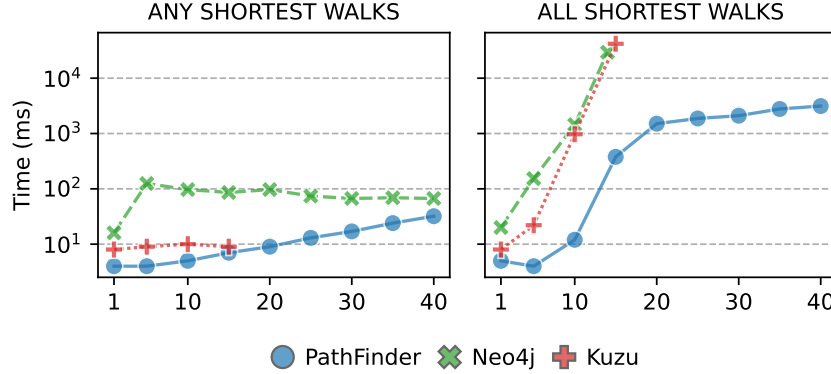


Fig. 10. WALK queries on the graph of Figure 6.

6.4. Diamond: scaling the number of paths

Here we test the performance of the query looking for paths between the node start and the node end in the graph of Figure 6. We scale the size of the database by setting $n = 1, \dots, 40$. This allows us to test how the algorithms perform when the number of paths is large, i.e. 2^n . For each value of n we will look for the first 100,000 results. To compare with other engines, we focus on the WALK restrictor and the TRAIL restrictor. All the other paths modes in PATHFINDER, which is the only system supporting them, have identical performance as in the TRAIL case, since they are all derivatives of Algorithm 5. Since SPARQL systems cannot return paths, we exclude them from this experiment.

SHORTEST WALKS. The runtimes for the ANY SHORTEST WALK and ALL SHORTEST WALK modes is presented in Figure 10. Here we compare with NEO4J and KUZU, since NEBULA only supports the TRAIL restrictor. Due to the small size of the graph, we run each query twice and report the second result. This is due to minuscule runtimes which get heavily affected by initial data loading. As we can observe, for ANY SHORTEST WALK (Figure 10 (left)) all the engines perform well (we also pushed this experiment to $n = 1000$ with no issues). Notice that KUZU only works up to $n = 15$ since the longest path it supports is of length 30. In the case of ALL SHORTEST WALK (Figure 10 (right)), NEO4J times out for $n = 16$. Same as before, KUZU stops at $n = 15$ with a successful execution. Overall, PATHFINDER seems to have a linear time curve in this experiment, while the other engines grow exponentially, showing the full power of Algorithm 2 when returning 100,000 paths. We tried scaling to $n = 1000$ and the results were quite similar.

TRAILS. Apart from comparing with other systems, this experiment also allows to determine which traversal strategy (BFS or DFS) is better suited for Algorithm 5 in extreme cases such as the graph of Figure 6. We present the results for ANY TRAIL and TRAIL modes in Figure 11. Considering first the ANY TRAIL case, which is only supported by PATHFINDER, the BFS-based algorithm will time out already for $n = 26$, which is to be expected, since it will construct all paths of length $1, 2, \dots, 25$, before considering the first path of length 26. In contrast, DFS will find the required paths rather fast. When it comes to the TRAIL mode, which retrieves *all* trails, the situation is rather similar. Here we also compare with other engines that find trails. As we can see, no engine apart from PATHFINDER-DFS could handle the entire query load as they all show an exponential performance curve. This illustrates that for a huge number of *trails*, DFS is the strategy of choice.

6.5. Top-k paths and top-k groups

To test the top-k and top-k groups modes we run all of the query patterns described above, but now returning top-k paths and top-k groups with different values for k . In order not to crowd the section too much, we present only a selection of the obtained results.

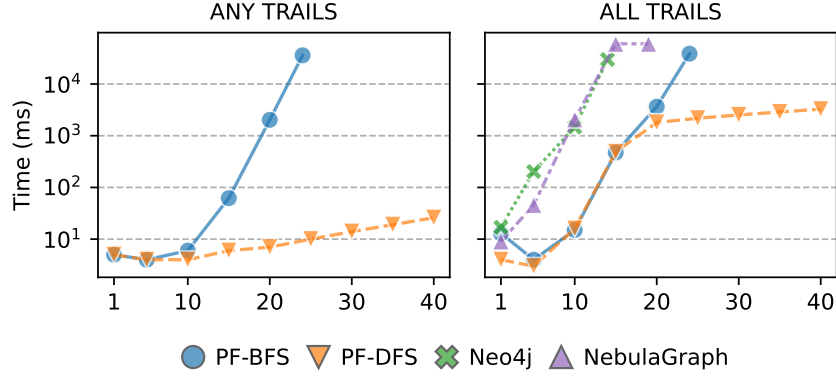


Fig. 11. TRAIL queries on the graph of Figure 6.

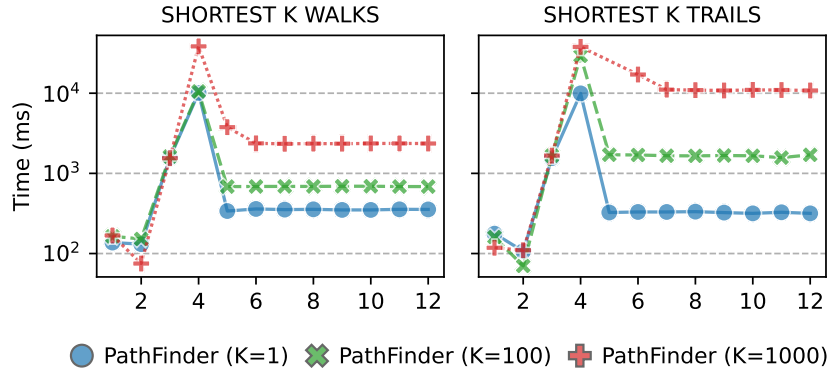


Fig. 12. Top k walks and trails over the Pokec dataset.

The Pokec dataset. We begin by testing what is the cost of retrieving shortest k walks and trails over the Pokec dataset with k equal to 1, 100 and 1000, respectively. The results are presented in Figure 12. The value of $k = 1$ is equivalent to returning a single shortest walk or trail and is there for comparison with base algorithms. As expected, requiring more results requires more time, with the WALK semantics slightly outperforming the TRAIL semantics. The results for shortest k groups of walks and trails is given in Figure 13. Here we test for values of $k = 1, 2, 3$. The line for $k = 1$ is again our baseline experiment which returns *all* shortest walks/trails. As expected, more groups requires more runtime.

The Wikidata experiment. Over Wikidata we obtain similar results as for Pokec. For shortest k walks/trails the results are in Figure 14. Interestingly here it becomes apparent that the WALK semantics can in fact be (marginally) slower than the TRAIL semantics when shortest k paths are required. This is most likely due to the fact that for the WALK semantics (Subsection 3.3) one might be required to keep expanding paths between a pair of nodes to a length that is longer than the number of nodes in the graph, which is prohibited for TRAILS (Subsection 4.3). Results for the group modes are analogous, so we omit them for brevity.

6.6. Conclusions

Based on our experiments, we believe that one can conclude that PATHFINDER offers a sound strategy for dealing with path queries. It is highly performant on all the query loads we considered, and runs faster than any other system in every scenario we tested. This is particularly true for the WALK semantics, which runs very fast and with few timeouts, even on huge datasets such as Wikidata. When it comes to TRAILS one has to be careful whether the BFS or DFS strategy is selected, with the former being a good candidate for highly connected graphs with few hops,

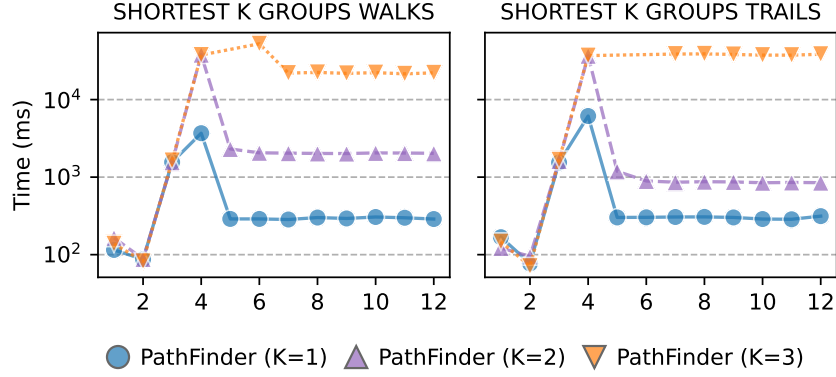


Fig. 13. Top k groups for walks and trails over the Pokec dataset.

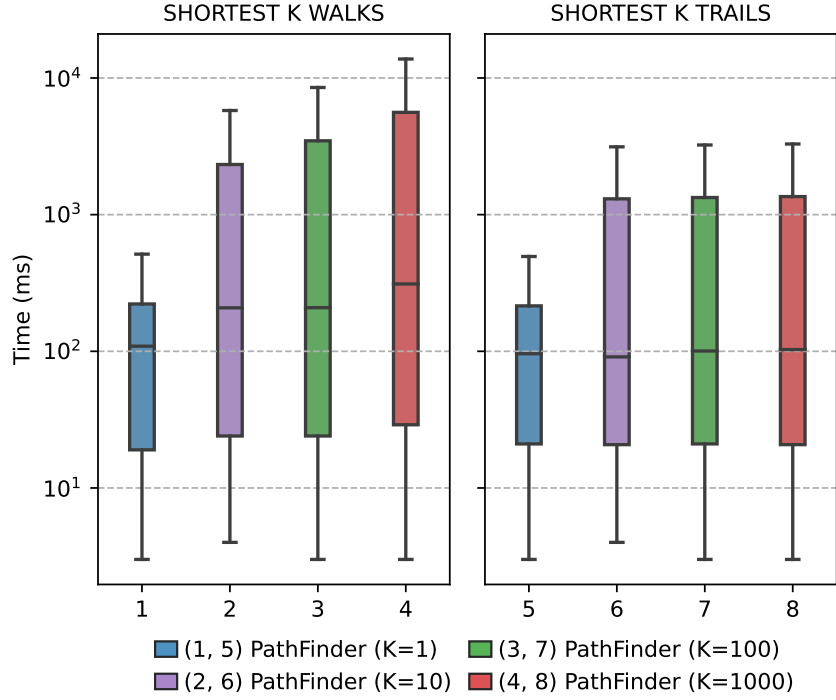


Fig. 14. Top k walks and trails over the Wikidata dataset.

and the latter being able to better handle a huge number of paths. Finally, we remark that PATHFINDER was tested only as a disk-based system that loads data into a main memory buffer as required by the queries. Our code [21] also includes an in-memory version of PATHFINDER, which uses the Compressed Sparse Row representation of graphs [11] in order to store the data in memory, and which runs about twice as fast as the results we presented (results not included for brevity).

7. Related Work

Most work in the area focuses on finding nodes connected by an RPQ-conforming path and not on returning the paths [8, 13, 23, 27, 39, 42, 67]. Notable extensions include [28] where paths are returned, but not according to an

RPQ pattern, and [53], which uses a BFS-style exploration to find the first k paths, meaning some non-shortest paths will be returned. Similar approach for top- k results is presented in [1], but not preferring shortest paths. Closest to our work is [43], where a compact representation of RPQ-conforming paths (called a PMR) is presented for *some* GQL path modes. Compared to [43], we support *all* GQL path modes and present implementable algorithms, whereas [43] mostly focuses on theoretical guarantees. Interestingly, one can show that the Visited structure of our algorithms in fact encodes the PMR of [43] for any GQL path mode. We also need to stress that finding top k walks and trails is a well studied problem when the requirement that a path matches an RPQ is dropped [17, 68]. Additional important approaches that share similarity with our algorithmic toolbox are [23], where a graph crawl based on the product graph construction is also exploited, and [47], where an expressive framework for proposing witnesses to an RPQ answer (or the lack thereof) is explored. Finally, we mention that [15] studied an equivalent of Algorithm 2 which removes the restriction of unambiguity on the automaton used to find all shortest walks between a fixed pair of nodes.

8. Conclusions

We present PATHFINDER, a unifying framework for returning paths in RPQ query answers. We believe PATHFINDER to be the first system that allows returning paths under *every* mode prescribed by the GQL and SQL/PGQ query standards [16], and that our experimental evaluation shows the approach to be highly competitive on realistic workloads. While our work was developed in the context of property graphs, it is straightforward to implement it on top of an existing SPARQL engine (see [21] for an example of this). We showed that returning paths that match RPQs can be practically viable, which opens the question to which extent we want to explore similar functionality for SPARQL [29]. While our initial results do show that supporting path retrieval in SPARQL is feasible, it remains to be worked out how this functionality mixes with the property path syntax and semantics (which differs significantly from RPQs) and how such an extension could be worked into the new version of the SPARQL standard. In the future we also plan to look at more expressive GQL path queries which take into consideration the data residing in nodes and edges and try to develop a toolbox of algorithms to handle these cases.

Acknowledgements

Fariás, Rojas and Vrgoč were supported by ANID – Millennium Science Initiative Program – Code ICN17_002. Vrgoč was also supported by the ANID Fondecyt Regular project 1240346. Martens was supported by ANR project EQUUS ANR-19-CE48-0019; funded by the Deutsche Forschungsgemeinschaft (DFG, German Research Foundation), project number 431183758.

References

- [1] C. Aebeloe, G. Montoya, V. Setty and K. Hose, Discovering Diversified Paths in Knowledge Bases, *Proc. VLDB Endow.* **11**(12) (2018), 2002–2005. doi:10.14778/3229863.3236245.
- [2] R. Angles, M. Arenas, P. Barceló, A. Hogan, J.L. Reutter and D. Vrgoč, Foundations of Modern Query Languages for Graph Databases, *ACM Comput. Surv.* **50**(5) (2017). doi:10.1145/3104031.
- [3] R. Angles, M. Arenas, P. Barceló, P.A. Boncz, G.H.L. Fletcher, C. Gutiérrez, T. Lindaaker, M. Paradies, S. Plantikow, J.F. Sequeda, O. van Rest and H. Voigt, G-CORE: A Core for Future Graph Query Languages, in: *International Conference on Management of Data (SIGMOD)*, 2018. doi:10.1145/3183713.3190654.
- [4] R. Angles, C.B. Aranda, A. Hogan, C. Rojas and D. Vrgoč, WDBench: A Wikidata Graph Query Benchmark, in: *The Semantic Web - ISWC 2022*, 2022.
- [5] R. Angles, C.B. Aranda, A. Hogan, C. Rojas and D. Vrgoč, WDBench Dataset Download, 2022. doi:10.6084/m9.figshare.19599589.
- [6] P.B. Baeza, Querying graph databases, in: *Symposium on Principles of Database Systems (PODS)*, 2013, pp. 175–188. doi:10.1145/2463664.2465216.
- [7] G. Bagan, MSO queries on tree decomposable structures are computable with linear delay, in: *CSL*, Vol. 4207, Springer, 2006, pp. 167–181.
- [8] G. Bagan, A. Bonifati and B. Groz, A trichotomy for regular simple path queries on graphs, in: *Symposium on Principles of Database Systems (PODS)*, 2013, pp. 261–272. doi:10.1145/2463664.2467795.

- [9] A. Bonifati, W. Martens and T. Timm, Navigating the Maze of Wikidata Query Logs, in: *The World Wide Web Conference (WWW)*, ACM, 2019, pp. 127–138. doi:10.1145/3308558.3313472.
- [10] A. Bonifati, W. Martens and T. Timm, An analytical study of large SPARQL query logs, *VLDB J.* **29**(2–3) (2020), 655–679. doi:10.1007/s00778-019-00558-9.
- [11] A. Buluç, J.T. Fineman, M. Frigo, J.R. Gilbert and C.E. Leiserson, Parallel sparse matrix-vector and matrix-transpose-vector multiplication using compressed sparse blocks, in: *Proceedings of the twenty-first annual symposium on Parallelism in algorithms and architectures*, 2009, pp. 233–244.
- [12] D. Calvanese, G.D. Giacomo, M. Lenzerini and M.Y. Vardi, Rewriting of Regular Expressions and Regular Path Queries, *J. Comput. Syst. Sci.* **64**(3) (2002), 443–465. doi:10.1006/JCSS.2001.1805.
- [13] K. Casel and M.L. Schmid, Fine-Grained Complexity of Regular Path Queries, in: *International Conference on Database Theory (ICDT)*, 2021, pp. 19:1–19:20. doi:10.4230/LIPICS.ICDT.2021.19.
- [14] I.F. Cruz, A.O. Mendelzon and P.T. Wood, A Graphical Query Language Supporting Recursion, in: *International Conference on Management of Data (SIGMOD)*, 1987, pp. 323–330. doi:10.1145/38713.38749.
- [15] C. David, N. Francis and V. Marsault, Distinct Shortest Walk Enumeration for RPQs, *Proc. ACM Manag. Data* **2**(2) (2024), 100. doi:10.1145/3651601.
- [16] A. Deutsch, N. Francis, A. Green, K. Hare, B. Li, L. Libkin, T. Lindaaker, V. Marsault, W. Martens, J. Michels, F. Murlak, S. Plantikow, P. Selmer, O. van Rest, H. Voigt, D. Vrgoč, M. Wu and F. Zemke, Graph Pattern Matching in GQL and SQL/PGQ, in: *International Conference on Management of Data (SIGMOD)*, 2022. doi:10.1145/3514221.3526057.
- [17] D. Eppstein, Finding the k Shortest Paths, *SIAM J. Comput.* **28**(2) (1998), 652–673. doi:10.1137/S0097539795290477.
- [18] O. Erling, Virtuoso, a Hybrid RDBMS/Graph Column Store, *IEEE Data Eng. Bull.* **35**(1) (2012), 3–8. <http://sites.computer.org/debull/A12mar/vicol.pdf>.
- [19] B. Fariás, C. Rojas and D. Vrgoč, MillenniumDB Path Query Challenge, in: *Alberto Mendelzon Workshop (AMW)*, 2023. <https://ceur-ws.org/Vol-3409/paper13.pdf>.
- [20] B. Fariás, W. Martens, C. Rojas and D. Vrgoč, Regular path queries in MillenniumDB, 2023. <https://github.com/MillenniumDB/RPQPaper>.
- [21] B. Fariás, W. Martens, C. Rojas and D. Vrgoč, PathFinder: A unified approach for handling paths in graph query languages, 2024. <https://github.com/AnonCSR/PathFinder>.
- [22] B. Fariás, W. Martens, C. Rojas and D. Vrgoč, PathFinder: Returning Paths in Graph Queries, in: *The Semantic Web - ISWC 2024 - 23rd International Semantic Web Conference, Baltimore, MD, USA, November 11-15, 2024, Proceedings, Part II*, G. Demartini, K. Hose, M. Acosta, M. Palmonari, G. Cheng, H. Skaf-Molli, N. Ferranti, D. Hernández and A. Hogan, eds, Lecture Notes in Computer Science, Vol. 15232, Springer, 2024, pp. 135–154. doi:10.1007/978-3-031-77850-6_8.
- [23] V. Fionda, G. Pirrò and C. Gutiérrez, NautiLOD: A Formal Language for the Web of Data Graph, *ACM Trans. Web* **9**(1) (2015), 5:1–5:43. doi:10.1145/2697393.
- [24] F. Florenzano, C. Riveros, M. Ugarte, S. Vansumneren and D. Vrgoč, Efficient Enumeration Algorithms for Regular Document Spanners, *ACM Trans. Database Syst.* **45**(1) (2020), 3:1–3:42. doi:10.1145/3351451.
- [25] N. Francis, A. Green, P. Guagliardo, L. Libkin, T. Lindaaker, V. Marsault, S. Plantikow, M. Rydberg, P. Selmer and A. Taylor, Cypher: An Evolving Query Language for Property Graphs, in: *International Conference on Management of Data (SIGMOD)*, 2018. doi:10.1145/3183713.3190657.
- [26] N. Francis, A. Gheerbrant, P. Guagliardo, L. Libkin, V. Marsault, W. Martens, F. Murlak, L. Peterfreund, A. Rogova and D. Vrgoč, A Researcher’s Digest of GQL (Invited Talk), in: *International Conference on Database Theory (ICDT)*, 2023. doi:10.4230/LIPICS.ICDT.2023.1.
- [27] A. Gubichev, Query Processing and Optimization in Graph Databases, PhD thesis, Technical University Munich, 2015. <https://nbn-resolving.org/urn:nbn:de:bvb:91-diss-20150625-1238730-1-7>.
- [28] A. Gubichev and T. Neumann, Path Query Processing on Very Large RDF Graphs, in: *WebDB 2011*, 2011. <http://webdb2011.rutgers.edu/papers/Paper21/pathwebdb.pdf>.
- [29] S. Harris, A. Seaborne and E. Prud’hommeaux, SPARQL 1.1 Query Language, 2013. <https://www.w3.org/TR/sparql11-query/>.
- [30] A. Hogan, E. Blomqvist, M. Cochez, C. d’Amato, G. de Melo, C. Gutierrez, S. Kirrane, J.E.L. Gayo, R. Navigli, S. Neumaier, A.N. Ngomo, A. Polleres, S.M. Rashid, A. Rula, L. Schmelzeisen, J.F. Sequeda, S. Staab and A. Zimmermann, Knowledge Graphs, *ACM Comput. Surv.* **54**(4) (2022), 71:1–71:37. doi:10.1145/3447772.
- [31] J. Hopcroft and J. Ullman, *Introduction to Automata Theory, Languages, and Computation*, Addison-Wesley, 1979.
- [32] ISO/IEC JTC 1/SC 32, ISO/IEC 9075-16:2023. Information technology – Database languages SQL. Part 16: Property Graph Queries (SQL/PGQ), Technical Report, ISO, 2023.
- [33] ISO/IEC JTC 1/SC 32, ISO/IEC 39075:2024. Information technology – Database languages GQL, Technical Report, ISO, 2024.
- [34] G. Jin, X. Feng, Z. Chen, C. Liu and S. Salihoglu, KÜZU Graph Database Management System, in: *13th Conference on Innovative Data Systems Research, CIDR 2023, Amsterdam, The Netherlands, January 8-11, 2023*, www.cidrdb.org, 2023. <https://www.cidrdb.org/cidr2023/papers/p48-jin.pdf>.
- [35] J. Jumper et al., Highly accurate protein structure prediction with AlphaFold, *Nature* **596**(7873) (2021), 583–589. doi:10.1038/s41586-021-03819-2.
- [36] J. Leskovec and A. Krevl, SNAP Datasets: Stanford Large Network Dataset Collection, 2014.
- [37] L. Libkin, W. Martens, F. Murlak, L. Peterfreund and D. Vrgoč, Querying Graph Data: Where We Are and Where To Go, in: *Symposium on Principles of Database Systems (PODS)*, 2025.

- [38] S. Malyshev, M. Krötzsch, L. González, J. Gonsior and A. Bielefeldt, Getting the Most Out of Wikidata: Semantic Technology Usage in Wikipedia's Knowledge Graph, in: *International Semantic Web Conference (ISWC)*, 2018.
- [39] W. Martens and T. Trautner, Evaluation and Enumeration Problems for Regular Path Queries, in: *International Conference on Database Theory (ICDT)*, 2018, pp. 19:1–19:21. doi:10.4230/LIPICS.ICDT.2018.19.
- [40] W. Martens and T. Trautner, Bridging Theory and Practice with Query Log Analysis, *SIGMOD Rec.* **48**(1) (2019), 6–13. doi:10.1145/3371316.3371319.
- [41] W. Martens and T. Trautner, Dichotomies for Evaluating Simple Regular Path Queries, *ACM Trans. Database Syst.* **44**(4) (2019), 16:1–16:46. doi:10.1145/3331446.
- [42] W. Martens, M. Niewerth and T. Trautner, A Trichotomy for Regular Trail Queries, in: *International Symposium on Theoretical Aspects of Computer Science (STACS)*, 2020, pp. 7:1–7:16. doi:10.4230/LIPICS.STACS.2020.7.
- [43] W. Martens, M. Niewerth, T. Popp, C. Rojas, S. Vansummeren and D. Vrgoč, Representing Paths in Graph Database Pattern Matching, *Proc. VLDB Endow.* **16**(7) (2023), 1790–1803. <https://www.vldb.org/pvldb/vol16/p1790-martens.pdf>.
- [44] A.O. Mendelzon and P.T. Wood, Finding Regular Simple Paths in Graph Databases, in: *Very Large Data Bases*, 1989, pp. 185–193. <http://www.vldb.org/conf/1989/P185.PDF>.
- [45] Oracle, Oracle Graph Database.
- [46] J. Pérez, M. Arenas and C. Gutiérrez, Semantics and complexity of SPARQL, *ACM Trans. Database Syst.* **34**(3) (2009), 16:1–16:45.
- [47] G. Pirrò, Fact-checking via Path Embedding and Aggregation, in: *Joint Proceedings of Workshops AI4LEGAL2020, NLIWOD, PROFILES 2020, QuWeDa 2020 and SEMIFORM2020 Colocated with the 19th International Semantic Web Conference (ISWC 2020), Virtual Conference, November, 2020*, CEUR Workshop Proceedings, Vol. 2722, CEUR-WS.org, 2020, pp. 149–158. <https://ceur-ws.org/Vol-2722/semiform2020-paper-1.pdf>.
- [48] R. Ramakrishnan and J. Gehrke, *Database management systems*, McGraw-Hill, 2000.
- [49] J.L. Reutter, A. Soto and D. Vrgoč, Recursion in SPARQL, *Semantic Web* **12**(5) (2021), 711–740. doi:10.3233/SW-200401.
- [50] J. Sakarovitch, *Elements of automata theory*, Cambridge University Press, 2009.
- [51] S. Sakr, A. Bonifati, H. Voigt, A. Iosup, K. Ammar, R. Angles, W.G. Aref, M. Arenas, M. Besta, P.A. Boncz, K. Daudjee, E.D. Valle, S. Dumbra, O. Hartig, B. Haslhofer, T. Hegeman, J. Hidders, K. Hose, A. Iamnitchi, V. Kalavri, H. Kapp, W. Martens, M.T. Özsu, E. Peukert, S. Plantikow, M. Ragab, M. Ripeanu, S. Salihoglu, C. Schulz, P. Selmer, J.F. Sequeda, J. Shinavier, G. Szárnyas, R. Tommasini, A. Tumeo, A. Uta, A.L. Varbanescu, H. Wu, N. Yakovets, D. Yan and E. Yoneki, The future is big graphs: a community view on graph processing systems, *Commun. ACM* **64**(9) (2021), 62–71. doi:10.1145/3434642.
- [52] D. Salas, How to Combat Money Laundering Using Graph Technology, Technical Report, Neo4j, 2021, <https://neo4j.com/whitepapers/anti-money-laundering-framework-solution-guide/>.
- [53] V. Savenkov, Q. Mehmood, J. Umbrich and A. Polleres, Counting to k or how SPARQL1.1 Property Paths Can Be Extended to Top-k Path Queries, in: *SEMANtICS 2017*, 2017. doi:10.1145/3132218.3132239.
- [54] L. Segoufin, Enumerating with constant delay the answers to a query, in: *Joint 2013 EDBT/ICDT Conferences, ICDT '13 Proceedings, Genoa, Italy, March 18–22, 2013*, W. Tan, G. Guerrini, B. Catania and A. Gounaris, eds, ACM, 2013, pp. 10–20.
- [55] J. Team, Jena TDB, 2021. <https://jena.apache.org/documentation/tdb/>.
- [56] M. Team, Memgraph, 2023. <https://memgraph.com/>.
- [57] T. Team, TigerGraph Documentation – version 3.1, 2021. <https://docs.tigergraph.com/>.
- [58] D. ten Wolde, T. Singh, G. Szárnyas and P.A. Boncz, DuckPGQ: Efficient Property Graph Queries in an analytical RDBMS, in: *Conference on Innovative Data Systems Research (CIDR)*, 2023. <https://www.cidrdb.org/cidr2023/papers/p66-wolde.pdf>.
- [59] B.B. Thompson, M. Personick and M. Cutcher, The Bigdata® RDF Graph Database, in: *Linked Data Management*, A. Harth, K. Hose and R. Schenkel, eds, Chapman and Hall/CRC, 2014, pp. 193–237. <http://www.crcnetbase.com/doi/abs/10.1201/b16859-12>.
- [60] Vesoft Inc., NebulaGraph Documentation, 2023. <https://docs.nebula-graph.io/3.5.0/20.appendix/0.FAQ/>.
- [61] Vesoft Inc/Nebula, NebulaGraph, 2023. <https://www.nebula-graph.io/>.
- [62] D. Vrandečić and M. Krötzsch, Wikidata: a free collaborative knowledgebase, *Commun. ACM* **57**(10) (2014), 78–85. doi:10.1145/2629489.
- [63] D. Vrgoč, C. Rojas, R. Angles, M. Arenas, D. Arroyuelo, C. Buil-Aranda, A. Hogan, G. Navarro, C. Riveros and J. Romero, MillenniumDB: An Open-Source Graph Database System, *Data Intell.* **5**(3) (2023), 560–610. https://doi.org/10.1162/dint_a_00229.
- [64] D. Vrgoč, C. Rojas, R. Angles, M. Arenas, D. Arroyuelo, C. Buil-Aranda, A. Hogan, G. Navarro, C. Riveros and J. Romero, MillenniumDB: An Open-Source Graph Database System, *Data Intell.* **5**(3) (2023), 560–610. https://doi.org/10.1162/dint_a_00229.
- [65] J. Webber, A programmatic introduction to Neo4j, in: *SPLASH*, 2012. doi:10.1145/2384716.2384777.
- [66] T.W. Foundation (ed.), Wikidata:Database download, 2021. https://www.wikidata.org/wiki/Wikidata:Database_download.
- [67] N. Yakovets, P. Godfrey and J. Gryz, Query Planning for Evaluating SPARQL Property Paths, in: *International Conference on Management of Data (SIGMOD)*, ACM, 2016, pp. 1875–1889. doi:10.1145/2882903.2882944.
- [68] J.Y. Yen, An algorithm for finding shortest routes from all source nodes to a given destination in general networks, *Quarterly of applied mathematics* **27**(4) (1970), 526–530.