
Scaling Up, Scaling Deep: Blockwise Graph Contrastive Learning

Jintang Li[†], Wangbin Sun[†], Ruofan Wu[‡], Yuchang Zhu[†], Liang Chen[†], and Zibin Zheng[†]

[†]Sun Yat-sen University

[‡]Ant Group

{lijt55, sunwb7, zhuych27}@mail2.sysu.edu.cn

{chenliang6, zhzibin}@mail.sysu.edu.cn

ruofan.wrf@antgroup.com

Abstract

Oversmoothing is a common phenomenon in graph neural networks (GNNs), in which an increase in the network depth leads to a deterioration in their performance. Graph contrastive learning (GCL) is emerging as a promising way of leveraging vast unlabeled graph data. As a marriage between GNNs and contrastive learning, it remains unclear whether GCL inherits the same oversmoothing defect from GNNs. This work undertakes a fundamental analysis of GCL from the perspective of oversmoothing on the first hand. We demonstrate empirically that increasing network depth in GCL also leads to oversmoothing in their deep representations, and surprisingly, the shallow ones. We refer to this phenomenon in GCL as ‘**long-range starvation**’, wherein lower layers in deep networks suffer from degradation due to the lack of sufficient guidance from supervision (e.g., loss computing). Based on our findings, we present BlockGCL, a remarkably simple yet effective blockwise training framework to prevent GCL from notorious oversmoothing. Without bells and whistles, BlockGCL consistently improves robustness and stability for well-established GCL methods with increasing numbers of layers on real-world graph benchmarks. We believe our work will provide insights for future improvements of scalable and deep GCL frameworks.

1 Introduction

Graph neural networks (GNNs), following a standard neighborhood aggregation (a.k.a. message passing) paradigm, have grown into powerful tools to model non-Euclidean graph-structured data arising from various fields. In recent years, GNNs have garnered increasing interest from the machine learning community and have been widely adopted in many applications, ranging from social network analysis [23] and recommendation systems [12] to molecular prediction [39] and drug discovery [5].

However, GNNs are known to suffer two fundamental problems which restrict their learning ability on general graph-structured data. Firstly, most of the existing GNNs fail to be ‘deep enough’ due to the oversmoothing issue, where deeply stacking layers give rise to indistinguishable representations and significant performance deterioration [20, 8]. Secondly, GNNs require task-dependent annotations or labels to learn meaningful representations, which are extremely scarce, expensive, or even unavailable to obtain in practice [24, 19]. These obstacles greatly limit the applications of GNNs in real-world scenarios, which in turn have motivated two important lines of research: deeper GNNs and graph self-supervised learning

Deeper GNN architectures offer several key advantages, such as larger receptive fields and the ability to capture long-range dependencies, both of which are beneficial in many real-world graphs like

molecules [39] and brain networks [4]. As a result, efforts have been dedicated to deepening GNNs, with the goal of achieving better performance and avoiding the issue of oversmoothing. Typical approaches can be divided into four categories, including regularisation [28, 6], normalization [8, 42, 40], architectural exploration [21, 22, 17], and residual connection [37, 2] (See § 2 Related Work). Yet, a significant amount of research on addressing the issue of oversmoothing in GNNs is still limited to supervised or semi-supervised scenarios.

Research into graph self-supervised learning has grown in parallel with the development of deep GNNs. Graph contrastive learning (GCL in short) emerges as a promising paradigm for learning graph representations in a self-supervised manner, without requiring human annotations [19, 33, 32]. The basic idea is to train an encoder network (typically a GNN) to distinguish between pairs of graph views such that similar (‘positive’) examples have similar representations and dissimilar (‘negative’) examples have dissimilar representations. By leveraging the great ability of GNNs in modeling graph-structured data, GCL has achieved state-of-the-art results in various graph-based learning tasks [35]. As these GCL models become increasingly powerful, it still remains unclear to what extent they are capable of learning meaningful and distinguishable representations by means of deeper architectures¹.

Will GCL present the same oversmoothing as GNN? We provide what is to the best of our knowledge the first study regarding the oversmoothing in current GCL methods (surprisingly overlooked). Our empirical studies demonstrate that GCL, which relies on the learning ability of GNNs, is subject to the same problem of oversmoothing (see § 4.1). We also observe an interesting phenomenon that deep architectures can also lead to oversmoothing in shallow representations - representations learned from lower layers (see § 4.2). We attribute the problem to **‘long-range starvation’**. Although the lower layers play a key role in GCL, training losses are computed at the top layer, and weight updates are computed based on the gradient that flows from the very top. The lower layers are not explicitly guided and the interaction among them is only used for calculating new activations. This limits the potential of GCLs and prevents them from being scaled to deeper architectures.

Can we make vanilla GCL methods go deeper and comparable/better than state-of-the-arts? Motivated by the above findings, in this work we seek to address the long-range starvation problem in GCL by a new local training paradigm. In particular, we propose a simple yet effective blockwise learning paradigm for GCL, which merges one or more consecutive layers of GNNs into several individual blocks, in which a self-defined contrastive loss is applied locally to explicitly guide the learning. In addition, we limit the backpropagation path to a single block during training to avoid excessive memory footprints and minimize the negative effects of individual losses from near blocks.

Our main contributions can be summarized as:

- **Deep GCL methods suffer from serious oversmoothing problems inherited from GNNs.** We rigorously investigate the oversmoothing phenomenon in well-established GCL methods to offer new insights into addressing oversmoothing problems. To our best knowledge, our work is the first to study the oversmoothing problem in GCL.
- **Shallow representations in deep GCL models may collapse without proper guidance, leading to oversmoothing.** We have empirically observed an interesting ‘long-range starvation’ phenomenon, in which shallow representations in deep GCL models are collapsed. Surprisingly, the representations of the last few layers, where the contrastive loss is applied, are relatively less affected by oversmoothing.
- **Blockwise learning paradigm helps alleviate the oversmoothing.** We introduce a local learning scheme for GCL called BlockGCL, which merges consecutive layers of the network into a single block and independently guides each block for training. In our experiments, BlockGCL makes GCL models significantly more robust to oversmoothing and as a result, enables the training of deeper models with less comprised in performance and efficiency.
- **BlockGCL comes with good generality and flexibility for well-established GCL models.** Our proposed BlockGCL is a derivative of the standard GCL framework with minimal but effective modifications on the training paradigm, which is very straightforward to implement and is not specific to any particular GCL models but rather applies broadly.

¹In GCL, we use the term ‘depth’ to refer to the number of layers in the *encoder network*, in order to align with the existing literature on oversmoothing in GNNs.

2 Related Work

Graph contrastive learning. GCL is a prevalent graph self-supervised learning paradigm, which encourages an encoder (typically a GNN) to learn useful representations by maximizing the mutual information (MI) between instances. As a pioneer work, DGI [33] firstly extends Deep InfoMax [13] to graphs by maximizing the correspondence of local node representations and summarized graph representations. GRACE [43] and MVGRL [11] then proceed to learn node representations by contrasting two graph augmentation views, pulling the representation of the same node in two views close. Despite these achievements, most GCL methods have limitations such as time-consuming training, memory inefficiency, and poor scalability [41]. Recent efforts have been made for scaling up GCL through architecture simplification (e.g., BGRL [32] and GGD [41]) or in-batch feature decorrelation (e.g., CCA-SSG [38]). However, whether GCL would suffer from the oversmoothing issue is, as far as we know, still an open question.

Oversmoothing in GNNs. Oversmoothing is a notorious issue in deep GNNs, and many techniques have been proposed to alleviate it practically. The oversmoothing issue is firstly observed and raised by Li et al. [20]. Theoretically, representations gradually converge to a constant after repeatedly exchanging messages with neighbors when the layer goes to infinity [26]. As an active area of research, current works have explored different approaches to resolve the difficulties in training deep GNNs. Firstly, regularization or normalization techniques such as DropEdge [28], DropNode [6], DropConnect [10], NodeNorm [42], PairNorm [40], and ContraNorm [8] are proposed as plug-and-play techniques to prevent features from becoming indistinguishable as propagating. Another line of research [21, 22, 18] has progressed to efficient propagation schemes to solve the oversmoothing problem. In addition, skip connection [37], residual connections [2], and reversible connections [16] are widely adopted as empirical effective designs in training deeper GNNs. Note that BlockGCL is designed to address oversmoothing from the perspective of *training paradigm*, which is orthogonal to the above advances in deep GNNs.

3 Background

We first establish common notations for working with graphs. Let $\mathcal{G} = (\mathcal{V}, \mathcal{E})$ be an undirected graph with nodes \mathcal{V} and edges \mathcal{E} . We denote $\mathbf{X} \in \mathbb{R}^{N \times F}$ the feature matrix with $N = |\mathcal{V}|$ the number of nodes and F the feature dimension. The goal of self-supervised learning is to learn useful node representations $\mathbf{Z} \in \mathbb{R}^{N \times D}$ with self-defined supervision, where D is the hidden dimension.

Graph neural networks. The vast majority of GNNs follow the canonical *message passing* scheme in which each node’s representation is computed recursively by aggregating representations (‘messages’) from its immediate neighbors [15, 9]. The message passing scheme is tailored by two core functions, i.e., a message aggregation function AGGREGATE, and an update function UPDATE. Let h_u^l denote the embedding of node u at the l -th layer of GNN, where $l = \{1, \dots, L\}$ and initially $h_u^0 = x_u$. The propagation at each layer l has two main steps: (i) **Message aggregation.** For each node pair (u, v) that is associated with a linked edge, the message received by a node u is aggregated from its direct neighbors using propagated message at the current layer l . (ii) **Embedding update.** When received all messages, a non-linear function UPDATE is adopted to update node embeddings for each node u . In general, the update of node u ’s representation in l -th layer is formalized as follows:

$$h_u^{(l)} = \text{UPDATE}^{(l)} \left(\left\{ h_u^{(l-1)}, \text{AGGREGATE}^{(l)} \left(\left\{ h_v^{(l-1)} : v \in \mathcal{N}_u \right\} \right) \right\} \right) \quad (1)$$

where $\mathcal{N}(u)$ denotes the neighborhood set of node u . Overall, the final node representation is the output of the L -th layer, i.e., $z_u = h_u^L, \forall u \in \mathcal{V}$.

Graph contrastive learning. A general GCL framework typically leverages a dual-branch architecture with three key components: (i) augmentation, (ii) contrastive networks, and (iii) contrastive objective. At each iteration of training, two graph views are generated from input graph \mathcal{G} via stochastic augmentation functions $t_A, t_B \sim \mathcal{T}$ such that $\mathcal{G}_A = t_A(\mathcal{G})$ and $\mathcal{G}_B = t_B(\mathcal{G})$, where \mathcal{T} is the set of all possible augmentations (e.g., edge dropping and feature masking [38]). Then, the representations in two branches are obtained by a shared GNNs network f_θ , denoted by $\mathbf{Z}_A = f_\theta(\mathcal{G}_A)$, $\mathbf{Z}_B = f_\theta(\mathcal{G}_B)$ where $\mathbf{Z}_A, \mathbf{Z}_B \in \mathbb{R}^{N \times D}$. Finally, a contrastive loss is employed to measure the similarity of positive samples and the discrepancy between negatives.

4 Preliminary Study

4.1 Oversmoothing in GCL

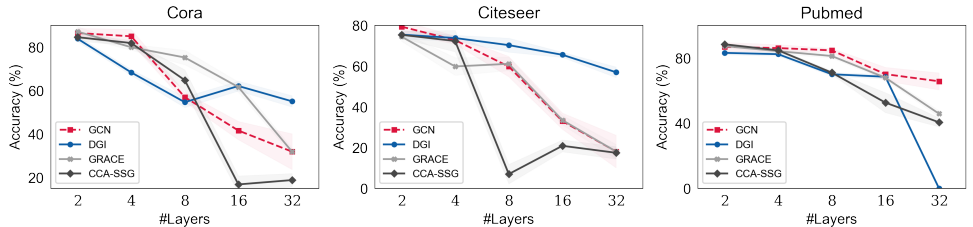


Figure 1: Visualization for the classification accuracy of GCN and three GCL methods w.r.t. the increasing layers/depth. All of the GCL methods use GCN as the encoder network.

GCL works by maximizing the mutual information of different graph views to learn discriminative node representations, which in contrast to the phenomenon of oversmoothing node representations become increasingly similar and difficult to distinguish from one another. It is intuitive that GCL would perform better in situations where oversmoothing occurs.

To investigate how GCL methods behave with deep architectures, we design node classification experiments on three common datasets, i.e., Cora, Citeseer, and Pubmed [29], whose dataset statistics are summarized in Table 1. The experiments are performed on GCN [15] and three well-established GCL methods: DGI [33], GRACE [43], and CCA-SSG [38]. All methods follow the hyperparameter settings in their original papers. All of the GCL methods use GCN as the encoder network for a fair comparison. We report the average performance over 5 runs.

The classification results of different methods with increasing depth are shown in Figure 1. We can observe that GCL suffers from the same oversmoothing problems as GCN, in which the oversmoothing issue becomes more severe while the number of layers grows larger. Particularly, the performance of GCL methods drops significantly with increasing network depth. This draws our attention to the oversmoothing problem in GCL.

4.2 Long-range starvation in GCL

We further explore the oversmoothing issue in GCL by looking into the smoothness of node representations at the output of each layer. The smoothness of node representations is measured by the MAD metric [1], which is defined as the mean of the average cosine distance from connected nodes. A smaller MAD value indicates a more significant oversmoothing phenomenon. We follow the same experimental setting as in § 4.1 and report the MAD value of node representations learned by CCA-SSG with 8, 16, 24, and 32 layers, respectively. The result on Cora dataset is depicted in Figure 2.

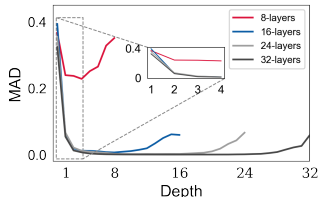


Figure 2: The MAD value of CCA-SSG [38] with different depths. A smaller MAD value indicates a more significant oversmoothing phenomenon.

From Figure 2, we can see that increasing layers in CCA-SSG leads to node representations that collapse to be equivalent over the entire graph. Furthermore, we have observed an interesting phenomenon where shallow representations (with a depth ranging from 2 to 4) also collapse to a smoothing situation, with a significant drop beginning from the first layer. Surprisingly, we have also observed an increase in the MAD values of the representations at the last few layers for all cases, indicating mitigation of the oversmoothing phenomenon. We attribute the problem to ‘long-range starvation’ and hypothesize that lower layers that do not receive enough supervision may lead to a suboptimal solution and fail to contribute to the overall performance of the model. Therefore, addressing the problem of long-range starvation is an important step toward achieving better performance in deep GCL models.

The above findings raise the need to investigate better mechanisms for training deep GCL methods to prevent serious degradation in lower layers. In what follows, we present our work on mitigating

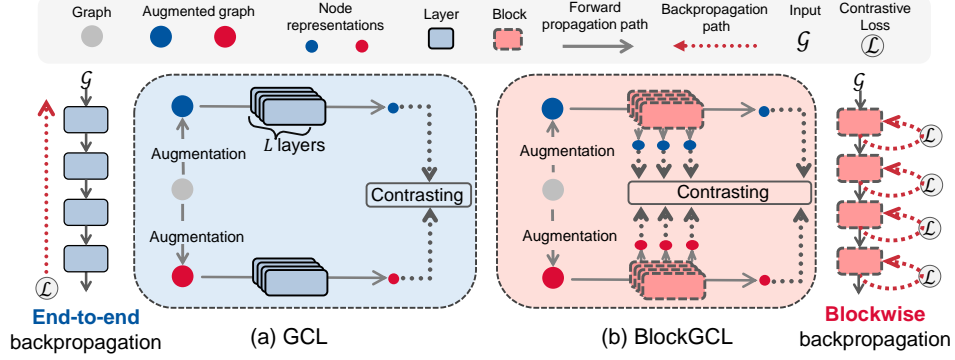


Figure 3: Technical comparison between (a) conventional GCL framework and our proposed (b) BlockGCL. BlockGCL divides networks into several non-overlapping blocks, where each block is explicitly and locally guided by a contrastive loss. In this example, the block size is set as 1 — each block has one layer.

the long-range starvation problem and taking one step further to address the oversmoothing problem through a new local training paradigm.

5 Present work

The key contribution of this paper is a novel blockwise training paradigm for GCL, called BlockGCL. As shown in Figure 3, BlockGCL is conceptually different from conventional GCL. Specifically, BlockGCL divides the encoder network into several non-overlapping blocks, in which each block consists of one or more consecutive layers. Then, each block is guided by an individual GCL loss, coupled with *stop-gradient* to ensure that the updates of lower layers do not directly depend on the computation of upper layers. We use a GCN as the encoder and adapt the CCA-SSG codebase² to a blockwise training paradigm to implement BlockGCL.

5.1 Graph convolutional network (GCN)

As a classical architecture of GNNs, GCN [15] has been widely adopted as an encoder network in many GCL methods [33, 11, 41, 38] and has shown remarkable potential of exploring underlying graph structure. In each round, GCN recursively and progressively propagates messages between 1-hop neighbors for exchanging information. The message passing scheme of GCN at each layer l is:

$$h_u^{(l)} = \text{ReLU} \left(\sum_{v \in \mathcal{N}_u \cup \{u\}} \frac{1}{\sqrt{(|\mathcal{N}_u| + 1) \cdot (|\mathcal{N}_v| + 1)}} \cdot \mathbf{W}^{(l)} \cdot h_v^{(l-1)} \right) \quad (2)$$

where $\mathbf{W}^{(l)}$ is the learnable parameters at l -th layer.

5.2 The CCA-SSG loss

CCA-SSG [38] borrows the idea of classical Canonical Correlation Analysis to self-supervised graph learning, which aims at correlating the representations of two views from data augmentation as well as decorrelating different feature dimensions of each view’s representation. Formally, the CCA-SSG loss is defined as follows:

$$\mathcal{L} = \underbrace{\left\| \tilde{\mathbf{Z}}_A - \tilde{\mathbf{Z}}_B \right\|_F^2}_{\text{invariance term}} + \lambda \underbrace{\left(\left\| \tilde{\mathbf{Z}}_A^\top \tilde{\mathbf{Z}}_A - \mathbf{I} \right\|_F^2 + \left\| \tilde{\mathbf{Z}}_B^\top \tilde{\mathbf{Z}}_B - \mathbf{I} \right\|_F^2 \right)}_{\text{decorrelation term}}, \quad (3)$$

where λ is the trade-off of two terms. \mathbf{I} is an identify matrix. $\tilde{\mathbf{Z}}_A$ and $\tilde{\mathbf{Z}}_B$ are normalized representations derived from two graph augmentation views \mathcal{G}_A and \mathcal{G}_B , respectively. Normalization is applied

²<https://github.com/hengruizhang98/CCA-SSG>

along the instance dimension to adjust the mean to 0 and the standard deviation to $1/\sqrt{N}$:

$$\tilde{\mathbf{Z}} = \frac{\mathbf{Z} - \mu(\mathbf{Z})}{\sigma(\mathbf{Z}) * \sqrt{N}}, \tag{4}$$

where $\mu(\mathbf{Z})$ and $\sigma(\mathbf{Z})$ are mean and standard deviation of \mathbf{Z} , respectively. Despite most of our investigation being restricted to CCA-SSG, our findings and solution generalize to other GCL methods such as BGRL [32], DGI [33], and GGD [41], as shown in § 6.

5.3 Blockwise training.

Although End-to-end backpropagation is the most successful paradigm for learning neural networks, it has also been criticized for the lack of biological plausibility and training efficiency, as it requires a long-range backpropagation path with symmetric weights to the feed-forward path [31]. This makes it suffer from many problems such as overfitting and vanishing gradients. As viable alternatives of end-to-end backpropagation learning, local learning paradigms have proceeded to offer better biological plausibility and training efficiency [36, 3, 31].

In this work, we revisit the possibility of using local learning rules as an alternative for end-to-end backpropagation, and seek to continue the success of local learning paradigms in graph contrastive learning. Our work provides a simple blockwise training framework to address the oversmoothing problem. The core design behind BlockGCL is based on the use of isolated blocks (e.g., a single layer) in networks, which are coupled with local objectives that provide guidance for each block without relying on a full backpropagation path from top to bottom. Such a learning paradigm enjoys several key advantages: (i) Lower layers are not necessary to “wait” for upper layers. All the blocks are explicitly guided to produce discriminative representations against oversmoothing, which speeds up training and promotes convergence as well. (ii) The backpropagation path is limited within each block, potentially avoiding several notorious training problems such as overfitting or vanishing gradients. (iii) The blockwise training paradigm does not necessarily introduce additional parameters or learning costs, while enabling the training of deep networks with lower memory footprints. To help better understand the proposed BlockGCL, we provide the PyTorch Geometric [7] style pseudocode for blockwise training in Algorithm 1.

Algorithm 1 PyTorch Geometric [7] style pseudocode for BlockGCL

```
# blocks: blocks of encoder network
# g: input graph
# x: node features

# graph augmentation
x1, g1 = augmentation(x, g)
x2, g2 = augmentation(x, g)

# blockwise training
for block in blocks:
    # gradient isolation
    x1 = block(x1.detach()), g1)
    x2 = block(x2.detach()), g2)
    x1 = normalize(x1)
    x2 = normalize(x2)
    loss = contrastive_loss(x1, x2)
    loss.backward()
```

6 Experiments

In this section, we conducted extensive experimental evaluations on several real-world graph datasets to demonstrate the effectiveness of BlockGCL. Additional experiments including ablative studies on BlockGCL are deferred to Appendix due to space limitations. In what follows, we first introduce the experimental settings and then present empirical results.

6.1 Experimental setup

Datasets. We evaluate BlockGCL on several graph benchmarks, including three citation graphs Cora, Citeseer, Pubmed [29], two co-purchase graphs Amazon-Photo, Amazon-Computer [30], two co-author graphs Coauthor-CS and Coauthor-Physics [30], as well as one large-scale dataset Ogbn-MAG from Open Graph Benchmark [14]. We follow the experimental public splits stated in [28, 14]. For datasets without public splits, we follow the recommended splits in [30], which adopt a random 1:1:8 split for Amazon-Computer, Amazon-Photo, Coauthor-CS, and Coauthor-Physics datasets. Dataset statistics are listed in Table 1.

Table 1: Dataset statistics.

	Cora	CiteSeer	Pubmed	Photo	Computer	CS	Physics	MAG
#Nodes	2,708	3,327	19,717	7,650	13,752	18,333	34,493	736,389
#Edges	10,556	9,104	88,648	238,162	491,722	163,788	495,924	10,792,672
#Features	1,433	3,703	500	745	767	6,805	8,415	128
#Classes	7	6	3	8	10	15	5	349

Comparison methods. We compare our proposed methods to a series of supervised and self-supervised contrastive methods: (i) supervised GNNs: GCN [15] and GAT [34]; (ii) self-supervised contrastive GNNs: DGI [33], GRACE [43], GGD [41], SUGRL [25], BGRL [32], and CCA-SSG [38]. Among them, DGI, GRACE, GGD, and SUGRL are negative-sample-based methods while BGRL and CCA-SSG are negative-sample-free methods. For all of the comparison methods, we basically adopt the hyperparameter settings officially reported by their respective authors, and then perform a grid search for the hyperparameters to achieve the best performance in our experiments.

Implementation details. We exactly follow the conventional experimental setup of graph self-supervised learning from [33] and perform a linear probing scheme evaluation. To be specific, we train a linear classifier (e.g., a Logistic regression model) on top of the frozen representations and report averaged accuracy with standard deviation across 5 different runs. To ensure reproducibility, the detailed experiment settings, and computing infrastructure are summarised in Appendix. The source code of BlockGCL, including datasets and all the code for reproducing the results is made available at <https://github.com/EdisonLeeeee/BlockGCL>.

6.2 Comparison study

Table 2: Performance of different methods at their optimal depths. The best and the second results are highlighted in **bold** and underlined, respectively.

	Cora	CiteSeer	PubMed	Photo	Computer	CS	Physics	MAG
GCN	86.1 \pm 0.2	75.9 \pm 0.4	88.2 \pm 0.5	92.4 \pm 0.2	86.5 \pm 0.5	93.0 \pm 0.3	95.7 \pm 0.2	30.1 \pm 0.3
GAT	86.7 \pm 0.7	<u>78.5\pm0.4</u>	86.8 \pm 0.3	92.6 \pm 0.4	86.9 \pm 0.3	92.3 \pm 0.2	95.5 \pm 0.2	30.5 \pm 0.3
DGI	86.3 \pm 0.2	78.9 \pm 0.2	86.2 \pm 0.1	91.6 \pm 0.2	84.0 \pm 0.5	92.2 \pm 0.6	94.5 \pm 0.5	31.4 \pm 0.3
GGD	86.2 \pm 0.2	75.5 \pm 0.1	84.2 \pm 0.1	92.9 \pm 0.2	88.0 \pm 0.1	92.9 \pm 0.0	95.3 \pm 0.0	31.7 \pm 0.7
GRACE	87.2 \pm 0.2	74.5 \pm 0.1	87.3 \pm 0.1	92.2 \pm 0.2	86.3 \pm 0.3	92.9 \pm 0.0	95.3 \pm 0.0	31.5 \pm 0.3
BGRL	87.3 \pm 0.1	76.0 \pm 0.2	88.3 \pm 0.1	<u>93.2\pm0.3</u>	90.3\pm0.2	<u>93.3\pm0.1</u>	95.7\pm0.0	31.1 \pm 0.1
SUGRL	<u>88.0\pm0.1</u>	77.6 \pm 0.4	88.2 \pm 0.2	<u>93.2\pm0.4</u>	88.9 \pm 0.2	<u>93.4\pm0.0</u>	95.2 \pm 0.0	<u>32.4\pm0.1</u>
CCA-SSG	84.6 \pm 0.7	75.4 \pm 1.0	<u>88.4\pm0.6</u>	93.1 \pm 0.1	88.7 \pm 0.3	<u>93.3\pm0.1</u>	95.7 \pm 0.1	31.8 \pm 0.4
BlockGCL	88.1\pm0.1	78.9\pm0.6	88.6\pm0.2	93.3\pm0.1	<u>89.2\pm0.1</u>	93.1 \pm 0.1	<u>95.6\pm0.2</u>	32.6\pm0.3

It is empirically demonstrated that shallow networks are sufficient for GNNs to learn good node representations in literature, and deep architectures generally do not show significant advantages over shallow ones [42, 28]. In this regard, we first investigate the best performance of BlockGCL in standard cases with just a handful of layers, results are summarized in Table 2. All of the comparison methods adopt their best settings in our experiments including the network depth. From Table 2, we can observe that BlockGCL can reach performance on par with advanced supervised and contrastive methods trained end-to-end with backpropagation across all datasets. Specifically, BlockGCL is among the top-2 best-performing methods and achieves the best performance in 5 out of 8 cases. This simple design closes the performance gap between deep and shallow contrastive learning algorithms for the first time. As a derivative of CCA-SSG, BlockGCL boosts the performance of CCA-SSG and achieves state-of-the-art performance in most cases by incorporating a blockwise training paradigm. Overall, our results validate the effectiveness of BlockGCL and demonstrate that blockwise training is a promising paradigm for training GCL methods without sacrificing performance.

Table 3: Performance of different GCL methods w.r.t. network depth. The best performance in each row is highlighted in **bold**. Darker color means larger improvements of BlockGCL over the baseline CCA-SSG. (OOM: out-of-memory on a GPU with 24GB memory)

	Depth	DGI	GGD	GRACE	SUGRL	BGRL	CCA-SSG	BlockGCL
Cora	#L=2	83.9 \pm 0.3	83.0 \pm 0.1	87.2 \pm 0.2	88.0 \pm 0.1	87.3 \pm 0.1	84.6 \pm 0.7	88.1 \pm 0.1
	#L=4	68.4 \pm 0.4	77.3 \pm 0.4	80.0 \pm 0.3	83.7 \pm 0.1	85.2 \pm 0.3	81.9 \pm 1.3	88.0 \pm 0.2
	#L=8	54.7 \pm 0.4	65.4 \pm 0.0	75.2 \pm 0.3	72.3 \pm 0.1	80.7 \pm 0.2	64.8 \pm 6.8	86.6 \pm 0.1
	#L=16	62.1 \pm 0.3	45.2 \pm 0.5	61.6 \pm 0.3	69.0 \pm 0.1	76.4 \pm 0.7	16.8 \pm 3.9	84.6 \pm 0.4
	#L=32	55.1 \pm 0.6	40.4 \pm 2.4	31.9 \pm 0.0	31.9 \pm 0.0	58.4 \pm 0.3	18.8 \pm 3.1	82.9 \pm 0.5
Citeseer	#L=2	75.5 \pm 0.2	73.2 \pm 0.1	74.5 \pm 0.1	74.3 \pm 0.2	76.0 \pm 0.2	75.4 \pm 1.0	78.9 \pm 0.1
	#L=4	73.8 \pm 0.1	71.2 \pm 0.1	59.9 \pm 0.2	71.9 \pm 0.2	73.6 \pm 0.5	72.3 \pm 1.6	76.4 \pm 1.2
	#L=8	70.3 \pm 0.2	47.7 \pm 0.3	61.2 \pm 0.2	33.0 \pm 0.1	64.6 \pm 0.2	7.0 \pm 0.0	75.4 \pm 0.4
	#L=16	65.6 \pm 0.2	41.7 \pm 0.6	33.5 \pm 0.3	18.1 \pm 0.0	55.9 \pm 0.1	20.9 \pm 0.5	71.3 \pm 0.9
	#L=32	57.0 \pm 0.2	30.0 \pm 0.6	18.1 \pm 0.0	18.1 \pm 0.0	50.8 \pm 0.2	17.5 \pm 4.4	63.1 \pm 0.5
Pubmed	#L=2	83.2 \pm 0.1	84.2 \pm 0.1	87.3 \pm 0.1	88.2 \pm 0.1	88.3 \pm 0.1	88.4 \pm 0.6	88.6 \pm 0.2
	#L=4	82.4 \pm 0.1	81.0 \pm 0.0	84.2 \pm 0.6	84.5 \pm 0.1	86.3 \pm 0.2	84.7 \pm 0.8	85.6 \pm 0.2
	#L=8	70.0 \pm 0.1	69.5 \pm 0.1	81.2 \pm 0.2	69.9 \pm 0.0	83.9 \pm 0.1	71.0 \pm 4.7	84.1 \pm 0.1
	#L=16	68.5 \pm 0.4	58.9 \pm 0.7	67.9 \pm 0.2	40.7 \pm 0.0	82.1 \pm 0.3	52.6 \pm 4.0	82.6 \pm 0.4
	#L=32	OOM	44.0 \pm 2.3	45.8 \pm 0.9	40.7 \pm 0.0	78.4 \pm 0.3	40.5 \pm 3.6	80.5 \pm 0.3

6.3 Robustness against oversmoothing

To further investigate whether BlockGCL can help resolve performance degradation of GCL using deep networks, we conduct experiments on Cora, Citeseer, Pubmed with varying numbers of layers/depth $L \in \{2, 4, 8, 16, 32\}$. The results of different GCL methods are shown in Table 3.

As observed from Table 3, most GCL methods suffer from severe oversmoothing issues with increasing network depth, especially GRACE, SUGRL, and CCA-SSG. It is obvious that the learned representations by these methods are collapsed, leading to poor performance with a network depth significantly larger than 8. In contrast, BlockGCL exhibits remarkable robustness against oversmoothing, which easily scales to deeper layers without significantly sacrificing performance. In particular, BlockGCL achieves state-of-the-art performance across all cases except BGRL with #L=4. With the increasing number of layers, BlockGCL outperforms other baselines results by larger margins. Overall, the results demonstrate that BlockGCL achieves promising performance in alleviating the oversmoothing issue.

6.4 Applying BlockGCL to other GCL methods

To further verify the de-oversmoothing effect of BlockGCL, we apply BlockGCL to three popular GCL architectures that also suffer from performance degradation, i.e., GRACE, SUGRL, and BGRL, to study whether blockwise training can improve their robustness against oversmoothing. As shown in Table 6.4, BlockGCL generalize well to these methods, significantly mitigating their performance degradation effectively. In particular, BlockGCL helps deep GCL methods to compete with their shallow counterparts and scale to deeper networks. The results well demonstrate that BlockGCL also addresses performance degradation for other GCL methods in addition to CCA-SSG.

We also note that vanilla BGRL, a negative-sample-free method, exhibits high robustness against robustness than negative-sampled-based methods GRACE and SUGRL. We conjecture that oversmoothing causes the node representations to become indistinguishable even after different augmentations, making it difficult to provide high-quality negative samples for contrastive learning. In contrast, BGRL does not rely on negative samples and has demonstrated superior robustness against oversmoothing. Therefore, BlockGCL becomes less effective for BGRL in most cases.

Table 4: Performance of different GCL methods coupled with BLockGCL. Darker color means larger improvements over baseline methods.

		#L=2	#L=4	#L=8	#L=16	#L=32
Cora	Vanilla GRACE	87.2 \pm 0.2	80.0 \pm 0.3	75.2 \pm 0.3	61.6 \pm 0.3	31.9 \pm 0.0
	+BlockGCL	88.1 \pm 0.2	84.7 \pm 0.2	79.2 \pm 0.4	78.0 \pm 0.3	71.6 \pm 0.1
	Vanilla SUGRL	88.0 \pm 0.1	83.7 \pm 0.1	72.3 \pm 0.1	69.0 \pm 0.1	31.9 \pm 0.0
	+BlockGCL	87.0 \pm 0.3	85.6 \pm 0.2	85.0 \pm 0.2	83.4 \pm 0.2	76.1 \pm 0.1
	Vanilla BGRL	87.3 \pm 0.1	85.2 \pm 0.3	80.7 \pm 0.2	76.4 \pm 0.7	58.4 \pm 0.3
	+BlockGCL	87.4 \pm 0.3	86.9 \pm 0.4	84.4 \pm 0.2	81.5 \pm 0.1	78.0 \pm 0.3
Citeseer	Vanilla GRACE	74.5 \pm 0.1	59.9 \pm 0.2	61.2 \pm 0.2	33.5 \pm 0.3	18.1 \pm 0.0
	+BlockGCL	74.5 \pm 0.3	74.4 \pm 0.1	72.3 \pm 0.2	67.8 \pm 0.5	53.0 \pm 2.3
	Vanilla SUGRL	74.3 \pm 0.2	72.0 \pm 0.2	33.0 \pm 0.1	18.1 \pm 0.0	18.1 \pm 0.0
	+BlockGCL	76.7 \pm 0.3	75.7 \pm 0.2	73.3 \pm 0.2	68.1 \pm 0.1	53.2 \pm 0.3
	Vanilla BGRL	76.0 \pm 0.2	73.6 \pm 0.5	64.6 \pm 0.2	55.9 \pm 0.1	50.8 \pm 0.2
	+BlockGCL	76.4 \pm 0.2	75.6 \pm 1.0	74.5 \pm 0.1	73.2 \pm 0.5	72.0 \pm 0.4
Pubmed	Vanilla GRACE	87.3 \pm 0.1	84.2 \pm 0.6	81.2 \pm 0.2	67.9 \pm 0.2	45.8 \pm 0.9
	+BlockGCL	87.0 \pm 0.3	84.2 \pm 0.2	82.5 \pm 0.2	78.4 \pm 0.3	73.9 \pm 0.7
	Vanilla SUGRL	88.2 \pm 0.1	84.5 \pm 0.1	69.9 \pm 0.0	40.7 \pm 0.0	40.7 \pm 0.0
	+BlockGCL	88.1 \pm 0.1	86.1 \pm 0.2	83.9 \pm 0.1	73.1 \pm 0.1	60.2 \pm 0.2
	Vanilla BGRL	88.3 \pm 0.1	86.3 \pm 0.2	83.9 \pm 0.1	82.1 \pm 0.3	78.4 \pm 0.3
	+BlockGCL	88.3 \pm 0.1	86.0 \pm 0.2	83.9 \pm 0.2	81.7 \pm 0.1	80.7 \pm 0.2

6.5 Convergence

We compared the convergence speed of BLockGCL with other GCL baselines, which were categorized into negative-sample-based and negative-sample-free methods. The results on the Cora dataset are presented in Figure 4. Negative-sample-free methods generally converged faster, while negative-sample-based methods required more epochs to gradually improve their performance. Compared to the GCL baselines, BLockGCL demonstrated a significantly faster convergence speed. We conjecture that this is likely due to the fact that our method provides guidance for each block without relying on a full backpropagation path from top to bottom, thus avoiding the issue of long-range starvation. Overall, our experiments demonstrate the effectiveness of BLockGCL in improving the convergence speed of GCL methods and provide insights into the benefits of the blockwise training paradigm.

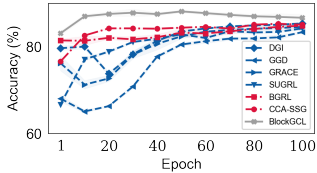


Figure 4: Convergence speed comparison among BLockGCL and baselines. Blue: negative-sample-based methods; red: negative-sample-free methods; gray: BLockGCL.

7 Conclusion

In this work, we revisit the oversmoothing problem in the context of graph contrastive learning (GCL). We first demonstrate through experiments that GCL suffers from the same oversmoothing problem as GNNs. We then investigate further how increasing network depth causes oversmoothing and discover an interesting long-range starvation phenomenon in the lower layers of deep GCL models. Our findings suggest that without sufficient guidance from supervision, shallow representations tend to degrade and become increasingly similar. These findings motivate us to propose BLockGCL, a simple yet effective blockwise local learning framework that enhances the robustness of deep GCL methods against oversmoothing. Extensive experimental results on eight public graph benchmarks demonstrate the significant advantages of BLockGCL against oversmoothing. Our work provides a new perspective on local learning to solve the oversmoothing problem in GCL, which can inspire further research in this area.

References

- [1] D. Chen, Y. Lin, W. Li, P. Li, J. Zhou, and X. Sun. Measuring and relieving the over-smoothing problem for graph neural networks from the topological view. In *AAAI*, pages 3438–3445. AAAI Press, 2020.
- [2] M. Chen, Z. Wei, Z. Huang, B. Ding, and Y. Li. Simple and deep graph convolutional networks. In *ICML*, volume 119 of *Proceedings of Machine Learning Research*, pages 1725–1735. PMLR, 2020.
- [3] D. G. Clark, L. F. Abbott, and S. Chung. Credit assignment through broadcasting a global error vector. In *NeurIPS*, pages 10053–10066, 2021.
- [4] H. Cui, W. Dai, Y. Zhu, X. Kan, A. A. C. Gu, J. Lukemire, L. Zhan, L. He, Y. Guo, and C. Yang. Braingb: A benchmark for brain network analysis with graph neural networks. *IEEE Trans. Medical Imaging*, 42(2):493–506, 2023.
- [5] A. Deac, Y. Huang, P. Velickovic, P. Liò, and J. Tang. Drug-drug adverse effect prediction with graph co-attention. *CoRR*, abs/1905.00534, 2019.
- [6] T. H. Do, D. M. Nguyen, G. Bekoulis, A. Munteanu, and N. Deligiannis. Graph convolutional neural networks with node transition probability-based message passing and dropout regularization. *Expert Syst. Appl.*, 174:114711, 2021.
- [7] M. Fey and J. E. Lenssen. Fast graph representation learning with PyTorch Geometric. In *ICLR Workshop on Representation Learning on Graphs and Manifolds*, 2019.
- [8] X. Guo, Y. Wang, T. Du, and Y. Wang. Contranorm: A contrastive learning perspective on oversmoothing and beyond. *CoRR*, abs/2303.06562, 2023.
- [9] W. Hamilton, Z. Ying, and J. Leskovec. Inductive representation learning on large graphs. In *NeurIPS*, pages 1024–1034, 2017.
- [10] A. Hasanzadeh, E. Hajiramezani, S. Boluki, M. Zhou, N. Duffield, K. Narayanan, and X. Qian. Bayesian graph neural networks with adaptive connection sampling. In *ICML*, volume 119 of *Proceedings of Machine Learning Research*, pages 4094–4104. PMLR, 2020.
- [11] K. Hassani and A. H. K. Ahmadi. Contrastive multi-view representation learning on graphs. In *ICML*, volume 119, pages 4116–4126. PMLR, 2020.
- [12] X. He, K. Deng, X. Wang, Y. Li, Y. Zhang, and M. Wang. Lightgcn: Simplifying and powering graph convolution network for recommendation. In *SIGIR*, pages 639–648. ACM, 2020.
- [13] R. D. Hjelm, A. Fedorov, S. Lavoie-Marchildon, K. Grewal, P. Bachman, A. Trischler, and Y. Bengio. Learning deep representations by mutual information estimation and maximization. In *ICLR*, 2019.
- [14] W. Hu, M. Fey, M. Zitnik, Y. Dong, H. Ren, B. Liu, M. Catasta, and J. Leskovec. Open graph benchmark: Datasets for machine learning on graphs. *arXiv preprint arXiv:2005.00687*, 2020.
- [15] T. N. Kipf and M. Welling. Semi-supervised classification with graph convolutional networks. *arXiv preprint arXiv:1609.02907*, 2016.
- [16] G. Li, M. Müller, B. Ghanem, and V. Koltun. Training graph neural networks with 1000 layers. In *ICML*, volume 139 of *Proceedings of Machine Learning Research*, pages 6437–6449. PMLR, 2021.
- [17] G. Li, M. Müller, G. Qian, I. C. Delgadillo, A. Abualshour, A. Thabet, and B. Ghanem. Deepgcns: Making gcns go as deep as cnns. *TPAMI*, 45(6):6923–6939, 2023.
- [18] G. Li, C. Xiong, A. Thabet, and B. Ghanem. Deeper{gcn}: Training deeper {gcn}s with generalized aggregation functions, 2021.
- [19] J. Li, R. Wu, W. Sun, L. Chen, S. Tian, L. Zhu, C. Meng, Z. Zheng, and W. Wang. Maskgae: Masked graph modeling meets graph autoencoders. *CoRR*, abs/2205.10053, 2022.
- [20] Q. Li, Z. Han, and X. Wu. Deeper insights into graph convolutional networks for semi-supervised learning. In *AAAI*, pages 3538–3545. AAAI Press, 2018.
- [21] Y. Li, Y. Shen, L. Chen, and M. Yuan. Zebra: When temporal graph neural networks meet temporal personalized pagerank. *Proc. VLDB Endow.*, 16(6):1332–1345, 2023.

- [22] M. Liu, H. Gao, and S. Ji. Towards deeper graph neural networks. In *KDD*, pages 338–348. ACM, 2020.
- [23] Y. Liu, L. Chen, X. He, J. Peng, Z. Zheng, and J. Tang. Modelling high-order social relations for item recommendation. *IEEE Trans. Knowl. Data Eng.*, 34(9):4385–4397, 2022.
- [24] Y. Liu, S. Pan, M. Jin, C. Zhou, F. Xia, and P. S. Yu. Graph self-supervised learning: A survey. *CoRR*, abs/2103.00111, 2021.
- [25] Y. Mo, L. Peng, J. Xu, X. Shi, and X. Zhu. Simple unsupervised graph representation learning. In *AAAI*, pages 7797–7805. AAAI Press, 2022.
- [26] K. Oono and T. Suzuki. Graph neural networks exponentially lose expressive power for node classification. In *ICLR*. OpenReview.net, 2020.
- [27] A. Paszke, S. Gross, F. Massa, A. Lerer, J. Bradbury, G. Chanan, T. Killeen, Z. Lin, N. Gimelshein, L. Antiga, A. Desmaison, A. Köpf, E. Z. Yang, Z. DeVito, M. Raison, A. Tejani, S. Chilamkurthy, B. Steiner, L. Fang, J. Bai, and S. Chintala. Pytorch: An imperative style, high-performance deep learning library. In *NeurIPS*, pages 8024–8035, 2019.
- [28] Y. Rong, W. Huang, T. Xu, and J. Huang. Dropedge: Towards deep graph convolutional networks on node classification. In *ICLR*. OpenReview.net, 2020.
- [29] P. Sen, G. Namata, M. Bilgic, L. Getoor, B. Galligher, and T. Eliassi-Rad. Collective classification in network data. *AI magazine*, 29(3):93–93, 2008.
- [30] O. Shchur, M. Mumme, A. Bojchevski, and S. Günnemann. Pitfalls of graph neural network evaluation. *Relational Representation Learning Workshop, NeurIPS*, 2018.
- [31] S. A. Siddiqui, D. Krueger, Y. LeCun, and S. Deny. Blockwise self-supervised learning at scale. *CoRR*, abs/2302.01647, 2023.
- [32] S. Thakoor, C. Talleg, M. G. Azar, R. Munos, P. Veličković, and M. Valko. Bootstrapped representation learning on graphs. In *ICLR 2021 Workshop on Geometrical and Topological Representation Learning*, 2021.
- [33] P. Veličković, W. Fedus, W. L. Hamilton, P. Liò, Y. Bengio, and R. D. Hjelm. Deep graph infomax. *ICLR (Poster)*, 2(3):4, 2019.
- [34] P. Veličković, G. Cucurull, A. Casanova, A. Romero, P. Liò, and Y. Bengio. Graph attention networks. In *ICLR*, 2018.
- [35] L. Wu, H. Lin, C. Tan, Z. Gao, and S. Z. Li. Self-supervised learning on graphs: Contrastive, generative, or predictive. *TKDE*, 2021.
- [36] Y. Xiong, M. Ren, and R. Urtasun. Loco: Local contrastive representation learning. In *NeurIPS*, 2020.
- [37] K. Xu, C. Li, Y. Tian, T. Sonobe, K. Kawarabayashi, and S. Jegelka. Representation learning on graphs with jumping knowledge networks. In *ICML*, volume 80 of *Proceedings of Machine Learning Research*, pages 5449–5458. PMLR, 2018.
- [38] H. Zhang, Q. Wu, J. Yan, D. Wipf, and P. S. Yu. From canonical correlation analysis to self-supervised graph neural networks. In *NeurIPS*, 2021.
- [39] C. Zhao, S. Liu, F. Huang, S. Liu, and W. Zhang. CSGNN: contrastive self-supervised graph neural network for molecular interaction prediction. In *IJCAI*, pages 3756–3763. ijcai.org, 2021.
- [40] L. Zhao and L. Akoglu. Pairnorm: Tackling oversmoothing in gnns. In *ICLR*, 2020.
- [41] Y. Zheng, S. Pan, V. C. S. Lee, Y. Zheng, and P. S. Yu. Rethinking and scaling up graph contrastive learning: An extremely efficient approach with group discrimination. In *NeurIPS*, 2022.
- [42] K. Zhou, Y. Dong, K. Wang, W. S. Lee, B. Hooi, H. Xu, and J. Feng. Understanding and resolving performance degradation in deep graph convolutional networks. In *CIKM*, pages 2728–2737. ACM, 2021.
- [43] Y. Zhu, Y. Xu, F. Yu, Q. Liu, S. Wu, and L. Wang. Deep Graph Contrastive Representation Learning. In *ICML Workshop on Graph Representation Learning and Beyond*, 2020.

A Experimental setup

Hyperparameter settings. We follow closely the original CCA-SSG [38] training procedure. We set the block size as 1 across all datasets and we discuss it in Appendix B. For consistency, we also use edge dropping and feature masking for graph augmentations.

Software and hardware infrastructures. BlockGCL is built upon PyTorch [27] and PyTorch Geometric [7], which are open-source software released under BSD-style³ and MIT⁴ license, respectively. All datasets used throughout experiments are publicly available in the PyTorch Geometric library. All experiments are done on a single NVIDIA 3090 Ti GPU (with 24GB memory).

B Additional empirical results

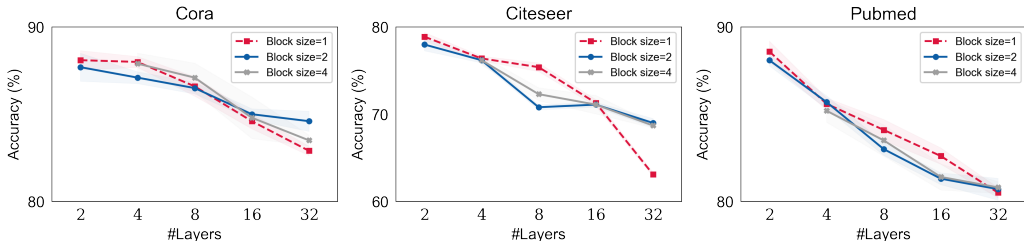


Figure 5: Performance of BlockGCL with different blocksize and network depth.

In this section, we present an additional ablation study on block size - the depth of each block in the encoder network. We vary the block size by $\{1, 2, 4\}$ w.r.t. different network depth to investigate its impact. The results on three citation networks are shown in Figure 5. It is observed that increasing the block size in a shallow network may cause a decrease in performance, as larger blocks lose the advantage of block-wise training and may struggle to resist over-smoothing effects. In general, a block size of 1 achieves good results in most cases, while deep networks tend to favor larger blocks as their depth increases.

C Limitation and potential societal impacts

C.1 Limitation

Despite the promising experimental justifications, our research might potentially suffer from some limitations that could be further refined and explored: (i) We have not shown theoretical insights behind this work, particularly why blockwise training would help address oversmoothing, which remains unclear. (ii) Our work only looks at the contrastive-self-supervised methods. However, it is also possible to expand the proposed method in the future to other self-supervised methods such as generative self-supervised methods [19] by suitably modifying the training process. We leave them for future work.

C.2 Potential societal impacts

Deeper GNN architectures offer larger receptive fields and the ability to capture long-range dependencies, both of which are beneficial in many real-world applications, such as molecule prediction and drug discovery. Our work presents a simple yet effective blockwise training method to prevent GNNs from encountering oversmoothing problems, which would be beneficial for related technology companies that require deep networks to better learn molecular structures. We strongly believe that our method has the potential to positively contribute to our society by aiding in the development of valuable drugs. Just like many other machine learning methods, our work could potentially lead to negative social impacts, such as over-reliance on computationally generated models and the

³<https://github.com/pytorch/pytorch/blob/master/LICENSE>

⁴https://github.com/pyg-team/pytorch_geometric/blob/master/LICENSE

de-prioritization of empirical testing. Furthermore, there is a risk that our work may be used to develop drugs that are not accessible or affordable to those who need them the most. We sincerely hope that our method would not be utilized for such a bad purpose.