

Adapting Pretrained ASR Models to Low-resource Clinical Speech using Epistemic Uncertainty-based Data Selection

Bonaventure F. P. Dossou^{1,2,3,4*}, Atnafu Lambebo Tonja^{5,*}, Chris Chinenye Emezue^{1,4,6,*}, Tobi Olatunji^{7,8,*},
Naome A Etori^{9,*}, Salomey Osei^{10,*}, Tosin Adewumi^{11,*}, Sahib Singh^{12,*}

*Masakhane NLP, ¹Mila Quebec AI Institute, ²McGill University, ³Lelapa AI, ⁴Lanfrica

⁵Instituto Politécnico Nacional, ⁶Technical University of Munich, ⁷Intron Health Inc, ⁸Georgia Institute of Technology

⁹University of Minnesota - Twin Cities, ¹⁰Universidad de Deusto, ¹¹Luleå University of Technology, ¹²Ford Motor Company

Abstract

While there has been significant progress in ASR, African-accented clinical ASR has been understudied due to a lack of training datasets. Building robust ASR systems in this domain requires large amounts of annotated or labeled data, for a wide variety of linguistically and morphologically rich accents, which are expensive to create. Our study aims to address this problem by reducing annotation expenses through informative uncertainty-based data selection. We show that incorporating epistemic uncertainty into our adaptation rounds outperforms several baseline results, established using state-of-the-art (SOTA) ASR models, while reducing the required amount of labeled data, and hence reducing annotation costs. Our approach also improves out-of-distribution generalization for very low-resource accents, demonstrating the viability of our approach for building generalizable ASR models in the context of accented African clinical ASR, where training datasets are predominantly scarce.

1 Introduction

Clinical automatic speech recognition (ASR) is an active area of research (Kodish-Wachs et al., 2018; Finley et al., 2018; Zapata and Kirkedal, 2015). Several studies (Blackley et al., 2019; Goss et al., 2019; Blackley et al., 2020; Ahlgrim et al., 2016; Vogel et al., 2015) showed that the use of speech recognition led to a 19-92% decrease in average documentation time, 50.3-100% decrease in turnaround time, and 17% improvement in documentation quality. In the African context where the patient burden is high (Oleribe et al., 2019; Naicker et al., 2009; Nkomazana et al., 2015) and staffing is inadequate (who; Ahmat et al., 2022; Naicker et al., 2010; Nkomazana et al., 2015; Kinfu et al., 2009), clinical ASR systems have great potential to reduce daily documentation burden.

In particular, there is a considerable interest in the development of ASR systems that can accu-

rately distinguish African-accented speech, with a focus on creating systems that can accurately transcribe and interpret speech in a variety of accents and dialects (Koenecke et al., 2020; Hirayama et al., 2012; Tadimeti et al., 2022; Ali et al., 2015; Besacier et al., 2014; Yemmene and Besacier, 2019; Gauthier et al., 2016; Reitmaier et al., 2022; Afonja et al., 2021b). However, developing and deploying ASR systems in an African setting is a challenging task (Yemmene and Besacier, 2019; De Vries et al., 2014) due to the diversity of African languages, with several dialects and variants characterized by low-resource environments and limited data availability (Badenhorst and De Wet, 2019, 2017; Barnard et al., 2009; Yemmene and Besacier, 2019; DiChristofano et al., 2022). As a result of scarce data and resources, it is also challenging to pretrain large multilingual language models for African languages (Dossou et al., 2022).

In contrast, recent advances in data collection and annotation techniques (Schreiner et al., 2006) have enabled the creation of large-scale datasets that can be used to train and test African-accented ASR systems. Combined with advancements in machine learning algorithms and deep learning techniques (Ma et al., 2022; Biswas et al., 2018; Ren et al., 2021) these methods have resulted in significant improvements in clinical information extraction and ASR, demonstrating great potential to reduce annotation costs. Also, the use of automatic annotation tools (Zhang et al., 2012) has significantly reduced the cost of annotation, bringing performant ASR models within reach for African clinical organizations (Ren et al., 2021).

Our experiments in this work are designed to allow us to answer the following specific questions:

1. given a set of African accents $A = \{A_1, A_2, \dots, A_k\}$, how does the model adapt to A across the adaptation rounds and domains?
2. which selection strategy works better, and for which domain(s)?

3. which domain(s) help(s) the model to do better, and how does the model perform (in terms of uncertainty) across the domain(s)?
4. is epistemic uncertainty-based selection effective in low-resource data scenarios?
5. is uncertainty-based selection, model, and dataset agnostic?

Answering these questions, our contributions through this paper are the following:

- we propose an iterative model adaptation process that uses epistemic uncertainty-based data selection approach to build cost-efficient, robust, and linguistically diverse automatic speech recognition systems in a Pan-African clinical context,
- we show that our approach reduces significantly the required amount of labeled data (by $\sim 35\text{-}45\%$) while outperforming several high-performing ASR models, and improving out-of-distribution generalization for very low-resource accents,
- we investigate trends in domain selection across adaptation rounds using our best-performing selection approach,
- and finally, we explore the nascent field of African clinical ASR and establish strong baselines that provide room for further exploration in this research direction.

2 Related Works

2.1 African Clinical Speech Recognition

Although the 2000+ African Languages make up about 29% of the 7000+ languages spoken in the world (Eberhard et al., 2019), almost all African languages are classified as "low-resource" (Tsvetkov, 2017). Despite advancements in clinical ASR over the past three decades (Kodish-Wachs et al., 2018; Blackley et al., 2019), research or applications in the African clinical context are not well investigated in the literature, likely a product of the paucity of data for accented languages, inadequate research funding, data-hungry approaches well-suited to high-resource settings, and most importantly, data-efficient approaches are inadequately explored.

2.2 African health system and maturity of clinical ASR in developed nations

Healthcare systems in many African countries are overworked and underfunded (Oleribe et al., 2019; Naicker et al., 2009; Nkomazana et al., 2015) strug-

gling to meet teeming demand while experiencing a major shortage of skilled health personnel (who; Ahmat et al., 2022; Naicker et al., 2010; Nkomazana et al., 2015; Kinfu et al., 2009). Despite local attempts to increase health workers (Ahmat et al., 2022), found a 1.55 health worker per 1000 persons ratio, lower than the WHO-recommended 4.45 health workers per 1000 persons.

ASR deployments in several clinical applications (neurodegenerative disorders (Schultz et al., 2021), stroke (Jacks et al., 2019), Alzheimer’s (Zhou et al., 2016), and psychotherapy (Miner et al., 2020)) from developed nations (Blackley et al., 2019; Goss et al., 2019; Blackley et al., 2020; Ahlgrim et al., 2016; Vogel et al., 2015; Sezgin et al., 2022; Muhammad, 2015; Chleborad et al., 2013) provide ample evidence that clinical ASR can improve healthcare operational efficiency (throughput, documentation time, and document quality) all of which are beneficial in the overwhelmed African setting (Besacier et al., 2014; Latif et al., 2021). However, ASR is still in its early stages of development, with many obstacles to adoption (Bukachi and Pakenham-Walsh, 2007; Manyati and Mutsau, 2021). A few countries, such as Kenya (Migowa et al., 2018), Nigeria (Li et al., 2020; Ogundaini et al., 2021) South Africa (Karbasi et al., 2019; Marais et al., 2020), and Tanzania (Fundisiwe et al., 2018), have however begun to invest in ASR with promising results.

Despite its potential to transform healthcare systems, ASR suffers from racial bias and poor performance on accented speech (Koenecke et al., 2020), particularly African accents. Recognizing heavy accents in speech data is a challenge for ASR systems since it contains high variability in terms of pronunciations (Das et al., 2021). These racial disparities pose a high risk to the future of clinical ASR.

In recent years, we have seen a drastic improvement in ASR systems due to more advanced deep learning systems and the availability of data. It is however shocking that racial disparities and poor performances in accented speech still exist for black speakers. Typically, ASR system generalization is hard to achieve due to difficulties in getting good speech transcript data, including for African accents. The different dialects and accents of many languages introduce some level of difficulty in transcribing such data. These variations are much more complicated in the case of African lan-

guages, as speech data in general is more difficult to source. For this reason, there is a poor performance of ASR in African languages and even worse for clinical data. Improving ASR on accented speech and linguistic diversity is necessary to avoid speakers of other languages having to change their way of speaking (Mengesha et al., 2021). This most likely makes speakers feel excluded, and the social impact is high. On the other hand, clinical ASR will need more attention, as being misunderstood by an ASR system could be more harmful to a patient. There are advances in research towards the improvement of ASR for African languages (Afonja et al., 2021b; Kamper and Niesler, 2011). Interestingly, there are no available benchmarks for clinical ASR for African languages. To accomplish this, there is a need to create resources for identifying areas for improvement, such as creating a variety of language datasets and robust models.

3 Datasets and Uncertainty-based Selection Methodology

To investigate the effectiveness of our approach, we impose data-efficiency constraints, choosing fewer training examples than available to not exceed 60-65% of the entire initial dataset. We assign 30% of the initial dataset as our training set and assign the remaining 70% as the augmentation set. Within the defined constraints, we adjust the training and augmentation sizes based on the number of training examples available for each domain (see Tables 2, 4 and Appendix A).

3.1 Datasets

In this work, we primarily explore the AfriSpeech-200 dataset, a novel 200 hr accented English speech corpus curated for clinical and general domain ASR. AfriSpeech-200 is crowdsourced from over 2000 African speakers, representing 13 Anglo-phone countries across sub-Saharan Africa and the US (see Table 1). AfriSpeech transcripts are sourced from the WikiText-103 dataset, web scraping of African news websites, over 90,000 African names from (Anderson et al., 2013), 965 Nigerian Igbo names from (Okagbue et al., 2017), a list of African cities from Wikipedia, and biomedical sentences from PubMed, NCBI disease corpus, and AfriSpeech Templates.

To establish the dataset-agnostic nature of our approach, we explore three additional datasets: (1) **SautiDB** (Afonja et al., 2021a), a dataset of Nige-

rian accent recordings with 919 audio samples, a sampling rate of 48kHz each, for a total amount of 59 minutes of recordings; (2) **Medical Speech**¹ which contains 6,661 audio utterances for common medical symptoms like *knee pain* or *headache*, for a total of 8 hours of recordings; and (3) **Common-Voice English Accented Dataset**, a subset of English Common Voice (version 10) (Ardila et al., 2019), with western accents removed as our primary interest is in low-resource settings.

AfriSpeech Dataset Statistics	
Total duration	200.91 hrs
Total clips	67,577
Unique Speakers	2,463
Average Audio duration	10.7 seconds
Speaker Gender Ratios - # Clip %	
Female	57.11%
Male	42.41%
Other/Unknown	0.48%
Speaker Age Groups - # Clips	
<18yrs	1,264 (1.88%)
19-25	36,728 (54.58%)
26-40	18,366 (27.29%)
41-55	10,374 (15.42%)
>56yrs	563 (0.84%)
Clip Domain - # Clips	
Clinical	41,765 (61.80%)
General	25,812 (38.20%)

Table 1: AfriSpeech-200 Dataset statistics

3.2 Epistemic Uncertainty Sampling

Epistemic Uncertainty (EU) is the uncertainty of the model, most often due to a lack of training data. EU is usually defined with the variance (for a given model g with some parameters θ_t) as follows

$$V(g(x, \theta)) = \mathbb{E}_{\theta_t \sim q} [g(x, \theta_t)^2] - (\mathbb{E}_{\theta_t \sim q} [g(x, \theta_t)])^2$$

$$= \frac{1}{T} \sum_{i=1}^T f(x, \theta_i)^2 - \left(\frac{1}{T} \sum_{i=1}^T f(x, \theta_i) \right)^2$$

¹<https://www.kaggle.com/datasets/paultimothymooney/medical-speech-transcription-and-intent>

AfriSpeech-200 Dataset Splits				
Item	Train (*AL Train)	Dev	Test	AL Top-k
# Speakers	1466	247	750	-
# Hours	173.4	8.74	18.77	-
# Accents	71	45	108	-
Avg secs/speaker	425.81	127.32	90.08	-
clips/speaker	39.56	13.08	8.46	-
speakers/accnt	20.65	5.49	6.94	-
secs/accnt	8791.96	698.82	625.55	-
# general domain	21682 (*6504)	1407	2723	2000
# clinical domain	36318 (*10895)	1824	3623	3500
# both domain	58000 (*17400)	3221	6346	6500

Table 2: Dataset splits showing speakers, number of clips, and speech duration in Train/Dev/Test splits.

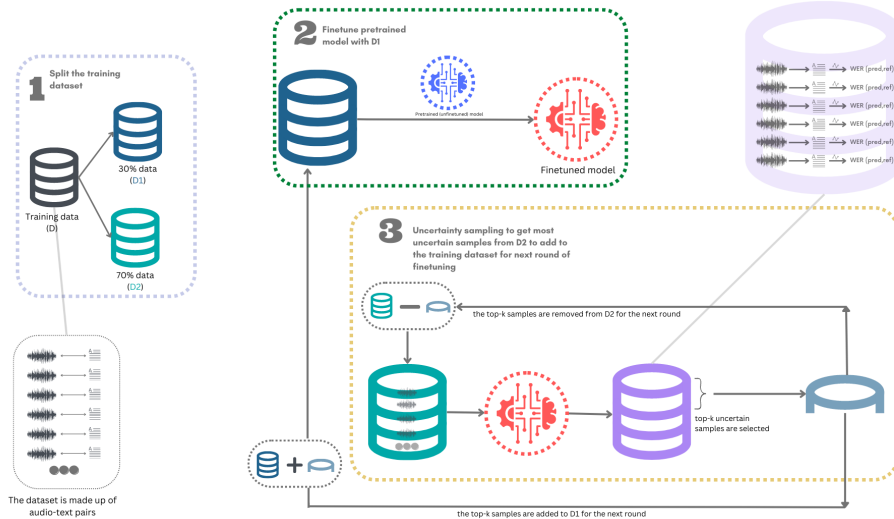


Figure 1: An overview of our adaptation pipeline. The dashed boxes show the separate processes involved. During phase 1, the initial dataset is split into two subsets: training set (30%, called $D1$) and augmentation set (70%, called $D2$). Our iterative adaptation process that incorporates epistemic uncertainty-based selection happens between phases 2 and 3 (phase 2 \leftrightarrow phase 3). In phase 2, the $D1$ dataset is used to finetune a pretrained model. Afterward, this finetuned model is used to perform the uncertainty sampling on the $D2$ dataset. Uncertainty-based selection is performed using the uncertainty word error rate (WER) between the predictions of the finetuned pretrained model and the true reference text. For more on our uncertainty selection method, we refer the reader to section 3.2. Finally, the top- k **most** uncertain samples (or randomly selected if we are using the **random** mode) is selected, removed from $D2$, and added to $D1$ for the next adaptation round.

where $\theta_t \sim p(\theta|\mathcal{D})$. In our experiments, we decided to use the standard deviation defined (STD) as $STD = \sqrt{V(g(x, \theta))}$. Several works in machine learning, on multiple contexts like biological sequence design, image data, and language modeling, have shown the efficiency of incorporating epistemic uncertainty in model training, coupled with AL (Gal et al., 2017; Jain et al., 2022, 2021; Dossou et al., 2022). EU is useful for the model’s training as it improves its robustness and encourages exploration to mitigate inductive bias related to underrepresented accents (accents with fewer speech data and speakers).

One of the most popular ways to estimate uncertainty is by inferring predictive distributions with Bayesian neural networks. A predictive distribution is defined as $p(y|x, \mathcal{D})$ where y is the target, x is the input and \mathcal{D} is the dataset. One can thus inspect the variance (or alternatively the standard deviation, as we used in our experiments) and uncover uncertainty, using the predictive distribution. A way of learning the predictive distribution is to learn a distribution over the parameters i.e. the parametric posterior distribution $p(\theta|\mathcal{D})$.

There are many ways of computing epistemic uncertainty, but the two most common approaches

are Monte Carlo Dropout (Gal and Ghahramani, 2016) and Deep Ensembles (Lakshminarayanan et al., 2017). Many empirical results demonstrated that Deep Ensembles work better in general while being very computationally expensive. Due to computational resource constraints, we decided to empirically demonstrate the effectiveness of our approach using McDropout.

MC Dropout provides a scalable way to learn a predictive distribution. It works by randomly switching off neurons acting as regularizers in a given neural network. Each dropout configuration corresponds to a different sample from the approximate parametric posterior distribution $p(\theta|\mathcal{D})$. Sampling from the (approximate) posterior enables Monte Carlo integration of the likelihood of the model, which uncovers the predictive distribution.

Our uncertainty-based selection pipeline is detailed in Figure 1 and in the algorithm 1. In each adaptation round, we use a finetuned model, to select the most uncertain samples from the augmentation set and add them to the training set for the next round of the model adaptation.

In this work, we use the following three state-of-the-art (SOTA) ASR models: Wav2Vec2-XLSR-53 (Conneau et al., 2020), Hubert-Large (Hsu et al.,

Algorithm 1 Adaptation Round using Epistemic Uncertainty-based Selection

Require: Pretrained Model \mathcal{M} , Training Dataset \mathcal{D}_{Train} , Validation Set \mathcal{D}_{Val} , and Augmentation Set \mathcal{D}_{Aug}

Ensure: \mathcal{D}_{Train} with Top- k new samples

$\mathcal{N} \leftarrow 3$ \triangleright Number of Active Learning Rounds

$\mathcal{R} \leftarrow 10$ \triangleright Number of McDropout rounds

for $k \leftarrow 1$ to \mathcal{N} **do**

 Finetune \mathcal{M} on \mathcal{D}_{Train} using \mathcal{D}_{Val}

$\mathcal{EUL} \leftarrow \{\}$ \triangleright List of Uncertainty Scores

for s in \mathcal{D}_{Aug} **do** $\triangleright s$ is an audio sample

$w_s \leftarrow McDropout(s, \mathcal{R})$ \triangleright List of \mathcal{R}

 WER scores for s

$\mathcal{EU}_s \leftarrow std(w_s)$ \triangleright Epistemic

 Uncertainty of s

$\mathcal{EUL} \leftarrow \mathcal{EUL} \cup \{s, \mathcal{EU}_s\}$

end for

$topk \leftarrow \{s_1, \dots, s_k\}$ \triangleright Samples with highest \mathcal{EU}

$\mathcal{D}_{Train} \leftarrow \mathcal{D}_{Train} \cup topk$

$\mathcal{D}_{Aug} \leftarrow \mathcal{D}_{Aug} \setminus topk$

end for

Note that for **random selection mode, we do not need to compute uncertainty scores. We randomly select samples across \mathcal{D}_{Aug}

2021) and NVIDIA Conformer-CTC Large (en-US) (Gulati et al., 2020), which we hereafter refer to as wav2vec, Hubert, and Nemo respectively.

Hubert leverages the Hidden-Unit BERT (HuBERT) approach for self-supervised speech representation learning, which utilizes an offline clustering step to provide aligned target labels for a BERT-like prediction loss. Wav2vec learns cross-lingual speech representations by pretraining a single model from the raw waveform of speech in multiple languages. Nemo combines convolutional neural networks and transformers to model both local and global dependencies of an audio sequence in a parameter-efficient way.

3.3 Experimental Design

In our work, we explored two selection modes: *most* and *random*. The *most* strategy consists of selecting the most uncertain audio samples from the augmentation set, while the *random* method, as its name indicates, consists of selecting random audio samples across the augmentation dataset. In

this work, we used the words "sampling" and "selection" interchangeably with the same meaning.

We performed various experiments aimed at evaluating the efficiency and applicability of our proposed approach. Each experiment at the model level is performed in three domains: **general**, **clinical**, and **both** (which is the combination of general and clinical data). For each domain, we have three setups: (a) **baseline** which consists of simply finetuning a pretrained model on the entire dataset, (b) **EU-Most** where the pretrained model is finetuned within our framework using the most uncertain samples, and (c) **EU-Random** uses random selection.

In order to answer questions 1-4, we use the epistemic uncertainty of audio samples, hereafter referred to as *Uncertainty WER (U-WER)*. The rationale behind the U-WER is the following: as we acquire new data points that are intrinsically beneficial to the model and its learning, the U-WER should (consistently) decrease or be constant across the active learning rounds. We could therefore affirm that the model is gaining in robustness, knowledge, and performance; which is a very important aspect of generalization. This last point will be enforced by answering question 5 for which we used the standard WER. To answer question 5, we evaluated our approach with two speech pretrained models (Nemo, and Hubert), and across 3 external datasets (SautiDB, CommonVoice, and Medical-Speech).

Additionally, to answer questions 1-4, for consistency and better visualization, we consider exclusively the top-10 (in terms of frequency) accents that are present across three adaptation rounds and both selection modes. Regarding the *very low-resource settings*, we consider the 5 accents with the least number of hours of recordings.

For our experiments, we use various types of GPUs: 6 RTX 800 (with 48 and 128 GB), and 4 A100 (with 48 and 128 GB). Our training and evaluation were constantly deployed over a month. Our models have ~ 311281844 trainable parameters. Each audio sample has been normalized and processed with a sample rate of 16kHz.

4 Results and Discussion

Table 3 presents the results for wav2vec, the primary model used to validate our hypotheses. We observe that our uncertainty-based selection approach yields considerable performance gains over the baseline.

Model	General			Clinical			Both		
	Baseline	EU-Random	EU-Most	Baseline	EU-Random	EU-Most	Baseline	EU-Random	EU-Most
Wav2vec	0.4980	0.1111	0.1011	0.5610	0.3571	0.2457	0.5300	0.1666	0.1266
**Hubert	0.1743	—	0.1901	0.2907	—	0.2594	—	—	—
**Nemo	0.2824	—	0.1765	0.2600	—	0.2492	—	—	—

Table 3: WER Evaluation Results. Our primary model is *wav2vec* where we demonstrated the effectiveness of the proposed approach. Models with ** are used to prove that our algorithm is model agnostic: for them, we used solely the **most** selection mode, as it has been proven to be the most effective.

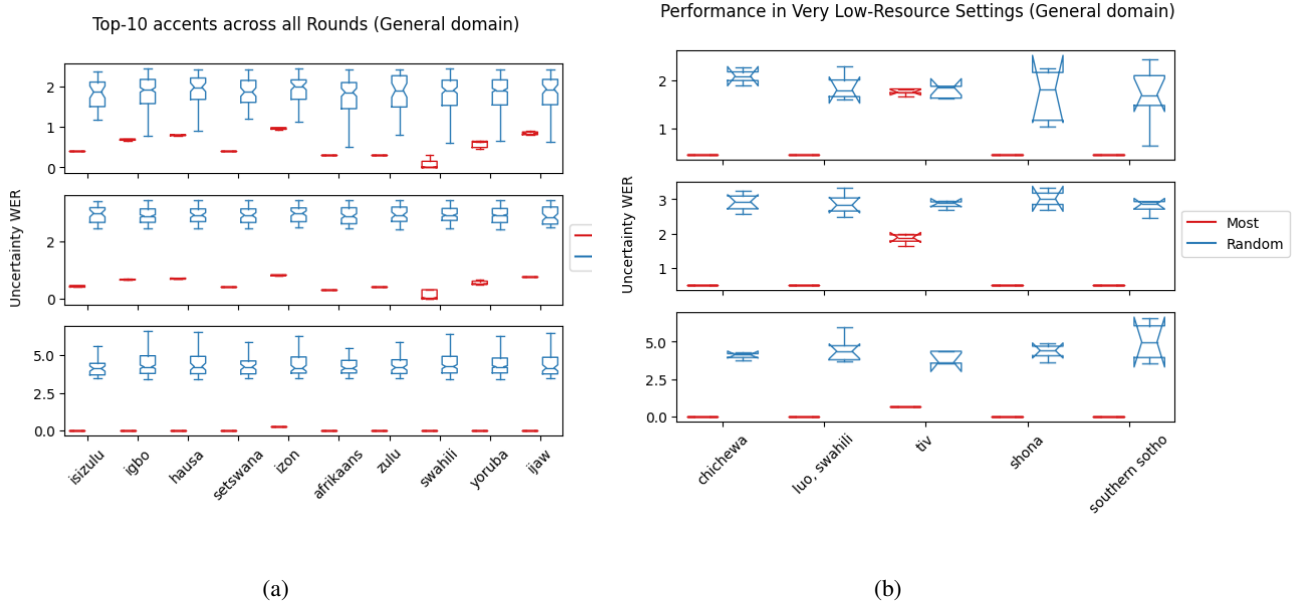


Figure 2: WER Performance on Accents from General Domain

Dataset	Split and Size for our approach				Finetuning Epochs	Baseline (Entire training dataset)	Uncertainty Sampling w/ <i>most</i> (Train + α Aug)
	Train	Aug	Top-k	Test			
SautiDB (Afonja et al., 2021a)	234	547	92	138	50	0.50	0.12
MedicalSpeech	1598	3730	1333	622	5	0.30	0.28
CommonVoices English (v10.0)	26614	62100	10350	232	5	0.50	0.22

Table 4: WER Evaluation Results on External Datasets, with $\alpha \in [0.60, 0.65]$ as described in Section 3.1 and on Figure 1. For WER, lower is better. We see an improvement using our method in all datasets, showing that our algorithm is dataset agnostic.

More importantly, we observe that the **most** selection provides the best results across all domains, especially the **clinical** and **both** (combined) domains. On the one hand, intuitively, the predominance of **most** makes sense because, through continual and progressive exposure to the most uncertain samples, the model updates its parameters to become more robust to the noise from uncertain samples. Therefore, it learns to better represent those uncertain samples, yielding a performance improvement.

On the other hand, we anticipate that the gaps in performance are more noticeable in the general and clinical domains because their audio samples

are the most difficult to capture due to various factors (e.g., domain-specific clinical jargon with several abbreviations for several medical subdomains). This result and analysis provide an answer to question 2, establishing **most** as the most beneficial selection strategy across all domains. This is also confirmed in Figures 2, 3 and 4.

Given the diversity of traits (accents, speakers, gender, age) across the dataset, we attempt to characterize the audio samples and domains that provide the best learning signal to the model. To ground our analysis, we evaluated accent information for top-k uncertain samples. The results are presented in Figures 2, 3 and 4. For further

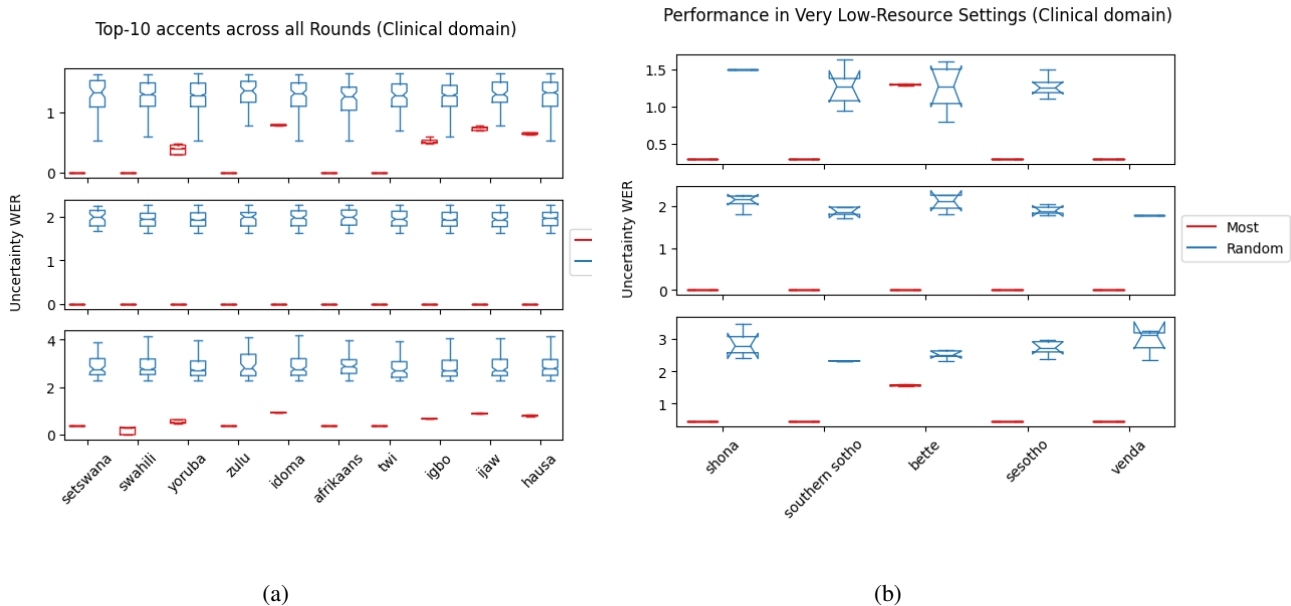


Figure 3: WER Performance on Accents from Clinical Domain

analyses, we focus only on **most** results.

For each domain, we find that the top-10 accents are consistent across all rounds (see Figures 2 (a), 3 (a), and 4 (a)), representing the accents with the top-10 highest number of recording hours. With each successive **most** uncertain top- k samples, we observe that those accents remain the most uncertain and therefore the most difficult to transcribe. From the country and accent statistics (Tables 6, 7 and 8), we observe that those languages have the highest number of speakers and geographical spread across many countries. This interesting observation can be understood as the linguistic richness factor, which potentially explains the high variance induced in the dataset. This implies that, in general, the accents that benefit the model and its learning are the ones that are linguistically rich and diverse. Generally speaking, the model adapts and continuously improves its performance on those accents across the rounds.

However, it is also important to notice that for the **clinical** and **both** domains (see Figures 3 (a), and 4 (a)), the accent level analysis also reveals some perturbation and noise in the WER variation, which remains constant or slightly increases from Round 2 to Round 3: this suggests that for a critical and complex domain (like the clinical one), there is, and should be, a trade-off between linguistic diversity, rounds, and the value of k samples to be selected. Ultimately, we can positively an-

swer questions 1 and 3, affirming that the model adapts qualitatively and quantitatively well to the beneficial accents and benefits from all domains.

Figures 2 (b), 3 (b), and 4 (b) also provide a positive answer to question 4, as we can see a generally improving (or steady) performance on truly low-resource accents in our training dataset, across domains and rounds. This makes our approach very relevant to the low-resourcefulness situation prevalent in many African languages.

Finally, to demonstrate the effectiveness of our approach under different models and datasets, we experiment with two pretrained models (Hubert and Nemo), and with three datasets containing accented speech on general and clinical domains, only using **most** selection method. The results are respectively presented in Tables 3 and 4. The main takeaway is that our uncertainty-based adaptation approach performs better than baselines. This efficiently demonstrates that our approach can be applied to any model architecture and with any dataset.

5 Conclusion

We proposed an uncertainty-based model adaptation process that uses epistemic uncertainty, as an effective approach to build cost-efficient, robust, and linguistically diverse automatic speech recognition systems in a Pan-African Clinical context. We designed two selection methods: **most** and **random** sampling, and showed in all our experiments,

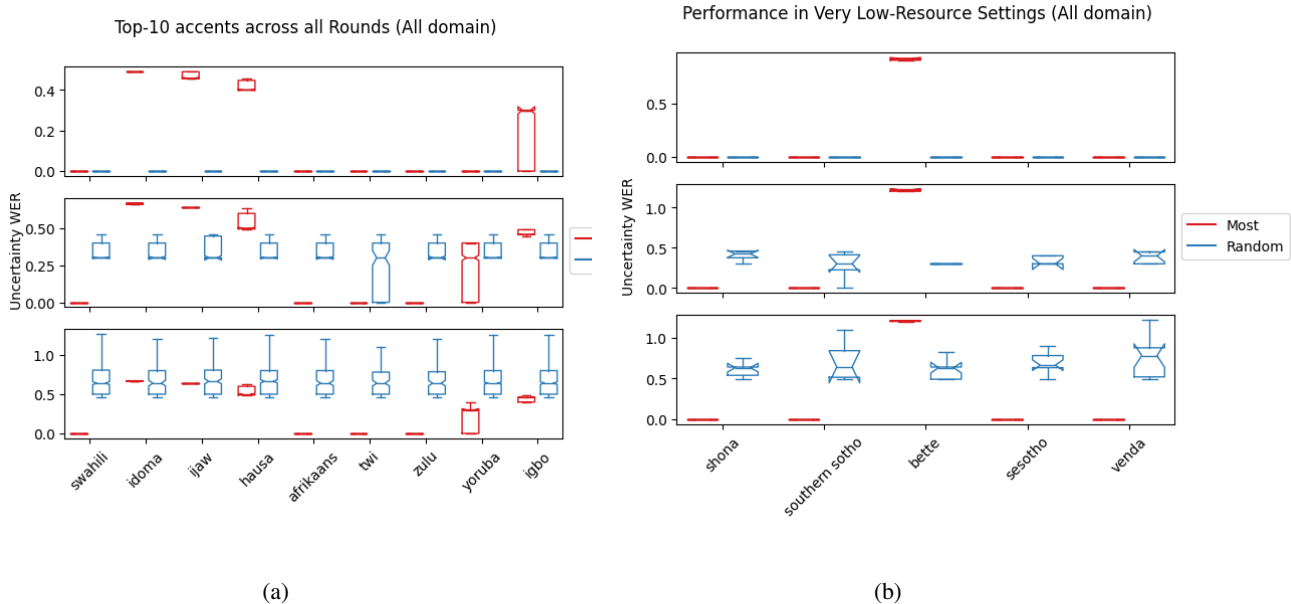


Figure 4: WER Performance on Accents from Clinical+General (Both) Domain

that our proposed approach achieves better performance across different models and datasets. We also showed that the **most** uncertainty-based selection method, provided better results compared to the random method. Finally, our analyses suggest that our approach enables ASR models to select and learn from the most informative data samples making it very suitable for low-resource settings.

6 Limitations

In section 4, the results and our analyses revealed that while our approach provided performance improvements, and benefited from linguistically rich accents, we observed that for complex domains (such as **clinical** and **both**), it is important to have a stopping criteria and a trade-off between the number of adaptation rounds and the amount of new data points selected at each round. We believe doing such analyses will provide useful insight to improve our current approach.

Also, similar to machine learning and deep learning approaches, this work was limited by the availability of and access to computational resources. With more computational resources, we would explore Deep Ensembles (Lakshminarayanan et al., 2017) as an alternative to our current approach to estimating epistemic uncertainty from the model.

References

- Chronic staff shortfalls stifle Africa’s health systems: WHO study — afro.who.int. <https://www.afro.who.int/news/chronic-staff-shortfalls-stifle-africas-health-systems-who-study>. [Accessed 15-Oct-2022].
- Tejumade Afonja, Clinton Mbataku, Ademola Malomo, Olumide Okubadejo, Lawrence Francis, Munachiso Nwadike, and Iroro Orife. 2021a. Sautidb: Nigerian accent dataset collection.
- Tejumade Afonja, Oladimeji Mudele, Iroro Orife, Kenechi Dukor, Lawrence Francis, Duru Goodness, Oluwafemi Azeez, Ademola Malomo, and Clinton Mbataku. 2021b. Learning nigerian accent embeddings from speech: preliminary results based on sautidb-naija corpus. *arXiv preprint arXiv:2112.06199*.
- Christoph Ahlgrim, Oliver Maenner, and Manfred W Baumstark. 2016. Introduction of digital speech recognition in a specialised outpatient department: a case study. *BMC medical informatics and decision making*, 16(1):1–8.
- Adam Ahmat, Sunny C Okoroafor, Isabel Kazanga, James Avoka Asamani, Jean Jacques Salvador Millogo, Mourtala Mahaman Abdou Illou, Kasonde Mwinga, and Jennifer Nyoni. 2022. The health workforce status in the who african region: findings of a cross-sectional study. *BMJ Global Health*, 7(Suppl 1):e008317.
- Ahmed Ali, Walid Magdy, and Steve Renals. 2015. Multi-reference evaluation for dialectal speech recognition system: A study for egyptian asr. In *Proceedings of the Second Workshop on Arabic Natural Language Processing*, pages 118–126.

- Richard Anderson, Alex Borucki, Daniel Domingues Da Silva, David Eltis, Paul Lachance, Philip Mischewich, and Olatunji Ojo. 2013. Using african names to identify the origins of captives in the transatlantic slave trade: crowd-sourcing and the registers of liberated africans, 1808–1862. *History in Africa*, 40(1):165–191.
- Rosana Ardila, Megan Branson, Kelly Davis, Michael Henretty, Michael Kohler, Josh Meyer, Reuben Morais, Lindsay Saunders, Francis M Tyers, and Gregor Weber. 2019. Common voice: A massively-multilingual speech corpus. *arXiv preprint arXiv:1912.06670*.
- Jaco Badenhorst and Febe De Wet. 2017. The limitations of data perturbation for asr of learner data in under-resourced languages. In *2017 Pattern Recognition Association of South Africa and Robotics and Mechatronics (PRASA-RobMech)*, pages 44–49. IEEE.
- Jaco Badenhorst and Febe De Wet. 2019. The usefulness of imperfect speech data for asr development in low-resource languages. *Information*, 10(9):268.
- Etienne Barnard, Marelle Davel, and Charl Van Heerden. 2009. Asr corpus design for resource-scarce languages. ISCA.
- Laurent Besacier, Etienne Barnard, Alexey Karpov, and Tanja Schultz. 2014. Automatic speech recognition for under-resourced languages: A survey. *Speech communication*, 56:85–100.
- Astik Biswas, Febe de Wet, Ewald van der Westhuizen, Emre Yilmaz, and Thomas Niesler. 2018. Multilingual neural network acoustic modelling for asr of under-resourced english-isizulu code-switched speech. In *INTERSPEECH*, pages 2603–2607.
- Suzanne V Blackley, Jessica Huynh, Liqin Wang, Zfania Korach, and Li Zhou. 2019. Speech recognition for clinical documentation from 1990 to 2018: a systematic review. *Journal of the american medical informatics association*, 26(4):324–338.
- Suzanne V Blackley, Valerie D Schubert, Foster R Goss, Wasim Al Assad, Pamela M Garabedian, and Li Zhou. 2020. Physician use of speech recognition versus typing in clinical documentation: a controlled observational study. *International Journal of Medical Informatics*, 141:104178.
- Frederick Bukachi and Neil Pakenham-Walsh. 2007. Information technology for health in developing countries. *Chest*, 132(5):1624–1630.
- Karel Chleborad, Karel Zvara Jr, Tatjana Dostalova, Karel Zvara, Radek Hippmann, Romana Ivancakova, Jana Zvarova, Lubos Smidl, Jan Trmal, and Josef Psutka. 2013. Evaluation of voice-based data entry to an electronic health record system for dentistry. *Biocybernetics and Biomedical Engineering*, 33(4):204–210.
- Alexis Conneau, Alexei Baevski, Ronan Collobert, Abdel rahman Mohamed, and Michael Auli. 2020. [Unsupervised cross-lingual representation learning for speech recognition](#). *INTERSPEECH*.
- Nilaksh Das, Sravan Bodapati, Monica Sunkara, Sundararajan Srinivasan, and Duen Horng Chau. 2021. Best of both worlds: Robust accented speech recognition with adversarial transfer learning. *arXiv preprint arXiv:2103.05834*.
- Nic J De Vries, Marelle H Davel, Jaco Badenhorst, Willem D Basson, Febe De Wet, Etienne Barnard, and Alta De Waal. 2014. A smartphone-based asr data collection tool for under-resourced languages. *Speech communication*, 56:119–131.
- Alex DiChristofano, Henry Shuster, Shefali Chandra, and Neal Patwari. 2022. Performance disparities between accents in automatic speech recognition. *arXiv preprint arXiv:2208.01157*.
- Bonaventure FP Dossou, Atnafu Lambebo Tonja, Oreen Yousuf, Salomey Osei, Abigail Oppong, Iyanuoluwa Shode, Oluwabusayo Olufunke Awoyomi, and Chris Chinenye Emezue. 2022. Afrolm: A self-active learning-based multilingual pretrained language model for 23 african languages. *arXiv preprint arXiv:2211.03263*.
- David Eberhard, Gary Simons, and Chuck Fennig. 2019. *Ethnologue: Languages of the World, 22nd Edition*.
- Gregory Finley, Wael Salloum, Najmeh Sadoughi, Erik Edwards, Amanda Robinson, Nico Axtmann, Michael Brenndorfer, Mark Miller, and David Suendermann-Oeft. 2018. From dictations to clinical reports using machine translation. In *Proceedings of the 2018 Conference of the North American Chapter of the Association for Computational Linguistics: Human Language Technologies, Volume 3 (Industry Papers)*, pages 121–128.
- IT News Africa Fundisiwe, Fundisiwe Maseko, Fundisiwe , and IT News Africa. 2018. [Tanzanian hospital adopts voice recognition technology - it news africa - up to date technology news, it news, digital news, telecom news, mobile news, gadgets news, analysis and reports](#).
- Yarin Gal and Zoubin Ghahramani. 2016. Dropout as a bayesian approximation: Representing model uncertainty in deep learning. In *international conference on machine learning*, pages 1050–1059. PMLR.
- Yarin Gal, Riashat Islam, and Zoubin Ghahramani. 2017. Deep bayesian active learning with image data. In *International Conference on Machine Learning*, pages 1183–1192. PMLR.
- Elodie Gauthier, Laurent Besacier, Sylvie Voisin, Michael Melese, and Uriel Pascal Elingui. 2016. Collecting resources in sub-saharan african languages for automatic speech recognition: a case study of wolof. In *10th Language Resources and Evaluation Conference (LREC 2016)*.

- Foster R Goss, Suzanne V Blackley, Carlos A Ortega, Leigh T Kowalski, Adam B Landman, Chen-Tan Lin, Marie Meteer, Samantha Bakes, Stephen C Gradwohl, David W Bates, et al. 2019. A clinician survey of using speech recognition for clinical documentation in the electronic health record. *International journal of medical informatics*, 130:103938.
- Anmol Gulati, James Qin, Chung-Cheng Chiu, Niki Parmar, Yu Zhang, Jiahui Yu, Wei Han, Shibo Wang, Zhengdong Zhang, Yonghui Wu, et al. 2020. Conformer: Convolution-augmented transformer for speech recognition. *arXiv preprint arXiv:2005.08100*.
- Naoki Hirayama, Shinsuke Mori, and Hiroshi G Okuno. 2012. Statistical method of building dialect language models for asr systems. In *Proceedings of COLING 2012*, pages 1179–1194.
- Wei-Ning Hsu, Benjamin Bolte, Yao-Hung Hubert Tsai, Kushal Lakhota, Ruslan Salakhutdinov, and Abdelrahman Mohamed. 2021. Hubert: Self-supervised speech representation learning by masked prediction of hidden units. *IEEE/ACM Transactions on Audio, Speech, and Language Processing*, 29:3451–3460.
- Adam Jacks, Katarina L Haley, Gary Bishop, and Tyson G Harmon. 2019. Automated speech recognition in adult stroke survivors: Comparing human and computer transcriptions. *Folia Phoniatrica et Logopaedica*, 71(5-6):286–296.
- Moksh Jain, Emmanuel Bengio, Alex Hernandez-Garcia, Jarrid Rector-Brooks, Bonaventure FP Dossou, Chanakya Ajit Ekbote, Jie Fu, Tianyu Zhang, Michael Kilgour, Dinghui Zhang, et al. 2022. Biological sequence design with gflownets. In *International Conference on Machine Learning*, pages 9786–9801. PMLR.
- Moksh Jain, Salem Lahlou, Hadi Nekoei, Victor Butoi, Paul Bertin, Jarrid Rector-Brooks, Maksym Kobablyov, and Yoshua Bengio. 2021. Deup: Direct epistemic uncertainty prediction. *arXiv preprint arXiv:2102.08501*.
- Herman Kamper and Thomas Niesler. 2011. Multi-accent speech recognition of afrikaans, black and white varieties of south african english. In *Twelfth Annual Conference of the International Speech Communication Association*.
- Zahra Karbasi, Kambiz Bahaadinbeigy, Leila Ahmadian, Reza Khajouei, and Moghaddameh Mirzaee. 2019. Accuracy of speech recognition system’s medical report and physicians’ experience in hospitals. *Frontiers in Health Informatics*, 8(1):19.
- Yohannes Kinfu, Mario R Dal Poz, Hugo Mercer, and David B Evans. 2009. The health worker shortage in africa: are enough physicians and nurses being trained?
- Jodi Kodish-Wachs, Emin Agassi, Patrick Kenny III, and J Marc Overhage. 2018. A systematic comparison of contemporary automatic speech recognition engines for conversational clinical speech. In *AMIA Annual Symposium Proceedings*, volume 2018, page 683. American Medical Informatics Association.
- Allison Koenecke, Andrew Nam, Emily Lake, Joe Nudell, Minnie Quartey, Zion Mengesha, Connor Toups, John R Rickford, Dan Jurafsky, and Sharad Goel. 2020. Racial disparities in automated speech recognition. *Proceedings of the National Academy of Sciences*, 117(14):7684–7689.
- Balaji Lakshminarayanan, Alexander Pritzel, and Charles Blundell. 2017. Simple and scalable predictive uncertainty estimation using deep ensembles. *Advances in neural information processing systems*, 30.
- Siddique Latif, Junaid Qadir, Adnan Qayyum, Muhammad Usama, and Shahzad Younis. 2021. [Speech technology for healthcare: Opportunities, challenges, and state of the art](#). *IEEE Reviews in Biomedical Engineering*, 14:342–356.
- Ying Li, Yibo Yang, Ziyi Yang, and Quanyi Lu. 2020. Implementation of stomatological hospital information. In *International conference on Big Data Analytics for Cyber-Physical-Systems*, pages 602–609. Springer.
- Yingyi Ma, Zhe Liu, and Xuedong Zhang. 2022. Adaptive multi-corpora language model training for speech recognition. *arXiv preprint arXiv:2211.05121*.
- Tarisai Kudakwashe Manyati and Morgen Mutsau. 2021. A systematic review of the factors that hinder the scale up of mobile health technologies in antenatal care programmes in sub-saharan africa. *African Journal of Science, Technology, Innovation and Development*, 13(1):125–131.
- Laurette Marais, Johannes A. Louw, Jaco Badenhorst, Karen Calteaux, Ilana Wilken, Nina van Niekerk, and Glenn Stein. 2020. [Awezamed: A multilingual, multimodal speech-to-speech translation application for maternal health care](#). In *2020 IEEE 23rd International Conference on Information Fusion (FUSION)*, pages 1–8.
- Zion Mengesha, Courtney Heldreth, Michal Lahav, Juliana Sublewski, and Elyse Tuennerman. 2021. “i don’t think these devices are very culturally sensitive.”—impact of automated speech recognition errors on african americans. *Frontiers in Artificial Intelligence*, page 169.
- Angela N Migowa, William M Macharia, Pauline Samia, John Tole, and Alfred K Keter. 2018. Effect of a voice recognition system on pediatric outpatient medication errors at a tertiary healthcare facility in kenya. *Therapeutic Advances in Drug Safety*, 9(9):499–508.

- Adam S Miner, Albert Haque, Jason A Fries, Scott L Fleming, Denise E Wilfley, G Terence Wilson, Arnold Milstein, Dan Jurafsky, Bruce A Arnow, W Stewart Agras, et al. 2020. Assessing the accuracy of automatic speech recognition for psychotherapy. *NPJ digital medicine*, 3(1):1–8.
- Ghulam Muhammad. 2015. Automatic speech recognition using interlaced derivative pattern for cloud based healthcare system. *Cluster Computing*, 18(2):795–802.
- Saraladevi Naicker, John B Eastwood, Jacob Plange-Rhule, and Roger C Tutt. 2010. Shortage of healthcare workers in sub-saharan africa: a nephrological perspective. *Clinical nephrology*, 74:S129–33.
- Saraladevi Naicker, Jacob Plange-Rhule, Roger C Tutt, and John B Eastwood. 2009. Shortage of healthcare workers in developing countries–africa. *Ethnicity & disease*, 19(1):60.
- Oathokwa Nkomazana, Robert Mash, Sheila Shaibu, and Nthabiseng Phaladze. 2015. Stakeholders’ perceptions on shortage of healthcare workers in primary healthcare in botswana: focus group discussions. *PLoS one*, 10(8):e0135846.
- Oluwamayowa Oaikhen Ogundaini, Retha de la Harpe, and Nyx McLean. 2021. Integration of mhealth information and communication technologies into the clinical settings of hospitals in sub-saharan africa: Qualitative study. *JMIR mHealth and uHealth*, 9(10):e26358.
- Hilary I Okagbue, Abiodun A Opanuga, Muminiu O Adamu, Paulinus O Ugwoke, Emmanuela CM Obasi, and Grace A Eze. 2017. Personal name in igbo culture: a dataset on randomly selected personal names and their statistical analysis. *Data in brief*, 15:72–80.
- Obinna O Oleribe, Jenny Momoh, Benjamin SC Uzochukwu, Francisco Mbofana, Akin Adebisi, Thomas Barbera, Roger Williams, and Simon D Taylor-Robinson. 2019. Identifying key challenges facing healthcare systems in africa and potential solutions. *International journal of general medicine*, 12:395.
- Thomas Reitmaier, Electra Wallington, Dani Kalarikalayil Raju, Ondrej Klejch, Jennifer Pearson, Matt Jones, Peter Bell, and Simon Robinson. 2022. Opportunities and challenges of automatic speech recognition systems for low-resource language speakers. In *CHI Conference on Human Factors in Computing Systems*, pages 1–17.
- Pengzhen Ren, Yun Xiao, Xiaojun Chang, Po-Yao Huang, Zhihui Li, Brij B Gupta, Xiaojiang Chen, and Xin Wang. 2021. A survey of deep active learning. *ACM computing surveys (CSUR)*, 54(9):1–40.
- Christopher Schreiner, Kari Torkkola, Mike Gardner, and Keshu Zhang. 2006. Using machine learning techniques to reduce data annotation time. In *Proceedings of the Human Factors and Ergonomics Society Annual Meeting*, volume 50, pages 2438–2442. SAGE Publications Sage CA: Los Angeles, CA.
- Benjamin G Schultz, Venkata S Aditya Tarigoppula, Gustavo Noffs, Sandra Rojas, Anneke van der Walt, David B Grayden, and Adam P Vogel. 2021. Automatic speech recognition in neurodegenerative disease. *International Journal of Speech Technology*, 24(3):771–779.
- Emre Sezgin, Brannon Oiler, Brandon Abbott, Garey Noritz, and Yungui Huang. 2022. “hey siri, help me take care of my child”: A feasibility study with caregivers of children with special healthcare needs (cshcn) using voice interaction and automatic speech recognition in remote care management. *Frontiers in public health*, page 366.
- Divya Tadimetri, Kallirroi Georgila, and David Traum. 2022. Evaluation of off-the-shelf speech recognizers on different accents in a dialogue domain. In *Proceedings of the Thirteenth Language Resources and Evaluation Conference*, pages 6001–6008.
- Yulia Tsvetkov. 2017. Opportunities and challenges in working with low-resource languages. In *Carnegie Mellon Univ., Language Technologies Institute*.
- Markus Vogel, Wolfgang Kaisers, Ralf Wassmuth, Ertan Mayatepek, et al. 2015. Analysis of documentation speed using web-based medical speech recognition technology: randomized controlled trial. *Journal of medical Internet research*, 17(11):e5072.
- Patrice Yemmene and Laurent Besacier. 2019. Motivations, challenges, and perspectives for the development of an automatic speech recognition system for the under-resourced ngiemboon language. In *Proceedings of The First International Workshop on NLP Solutions for Under Resourced Languages (NSURL 2019) co-located with ICNLSP 2019-Short Papers*, pages 59–67.
- Julián Zapata and Andreas Sjøberg Kirkedal. 2015. Assessing the performance of automatic speech recognition systems when used by native and non-native speakers of three major languages in dictation workflows. In *Proceedings of the 20th Nordic Conference of Computational Linguistics (NODALIDA 2015)*, pages 201–210.
- Dengsheng Zhang, Md Monirul Islam, and Guojun Lu. 2012. A review on automatic image annotation techniques. *Pattern Recognition*, 45(1):346–362.
- Luke Zhou, Kathleen C Fraser, and Frank Rudzicz. 2016. Speech recognition in alzheimer’s disease and in its assessment. In *Interspeech*, volume 2016, pages 1948–1952.

A Hyper-parameters

Table 5 shows the hyper-parameter settings used in this study. The `top_k` value in the table is changed according to the domain used in each of the experiments. For example, when conducting experiments in the general domain, we set the value of `top_k` to 2k.

B Country Statistics

Table 6 shows the statistics of the countries across the dataset.

C Dataset Accents Stats

Tables 7 and 8 provide a list of AfriSpeech accents along with the number of unique speakers, countries where speakers for each accent are located, duration in seconds for each accent, and their presence in the train, dev, and test splits.

D Most common accent distribution

Figures 5 and 6 show the most common accent distribution across the general domain in both random and most selection modes.

E Ascending and Descending Accents

Figure 7 shows ascending and descending accents across the Top 2k *most* uncertain samples.

Accents Appearing across AL rounds (from the top-2000 uncertain samples)

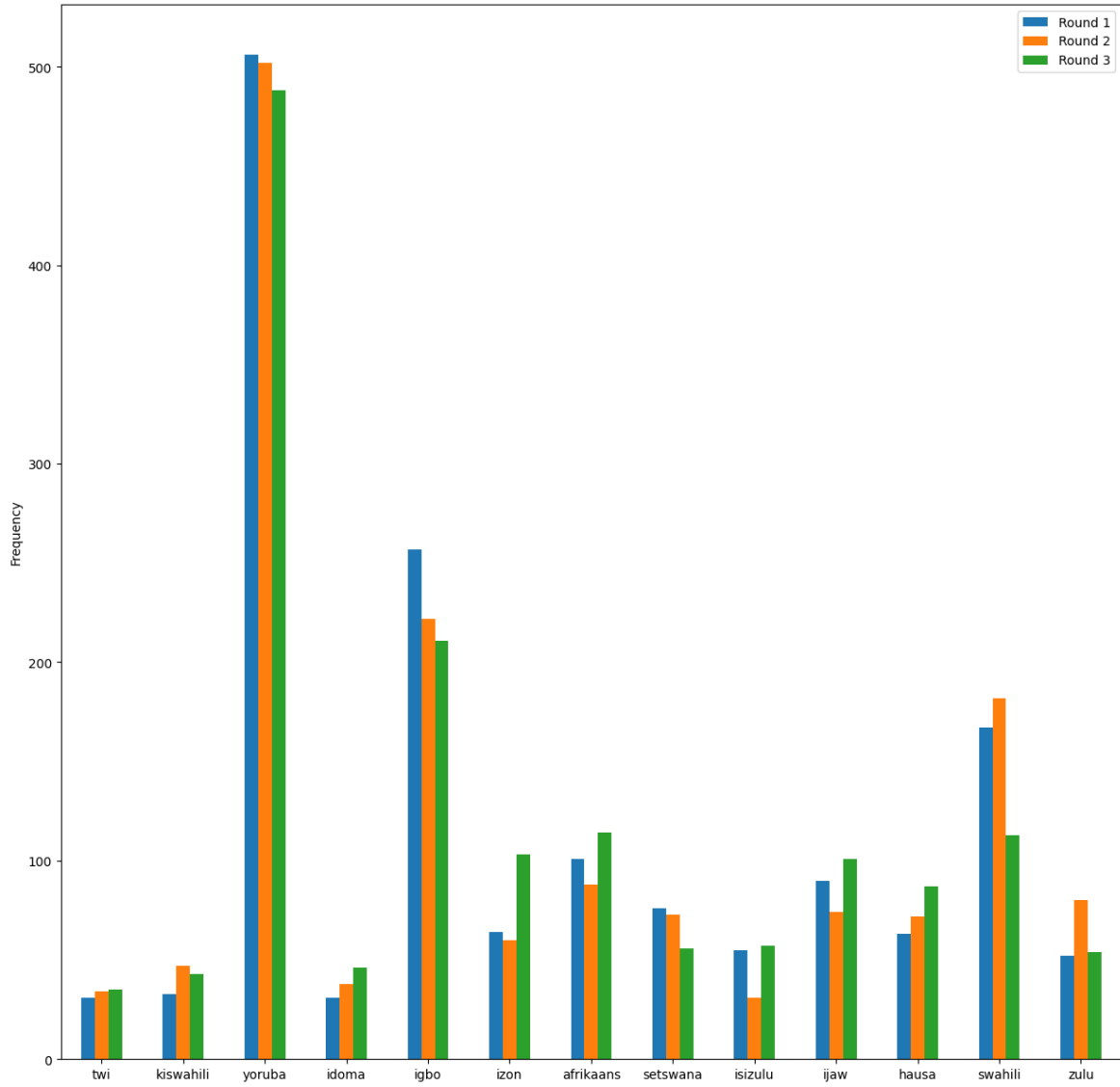


Figure 5: Most common accents distribution across the general domain in most sampling mode.

Accents Appearing across AL rounds (from the top-2000 uncertain samples)

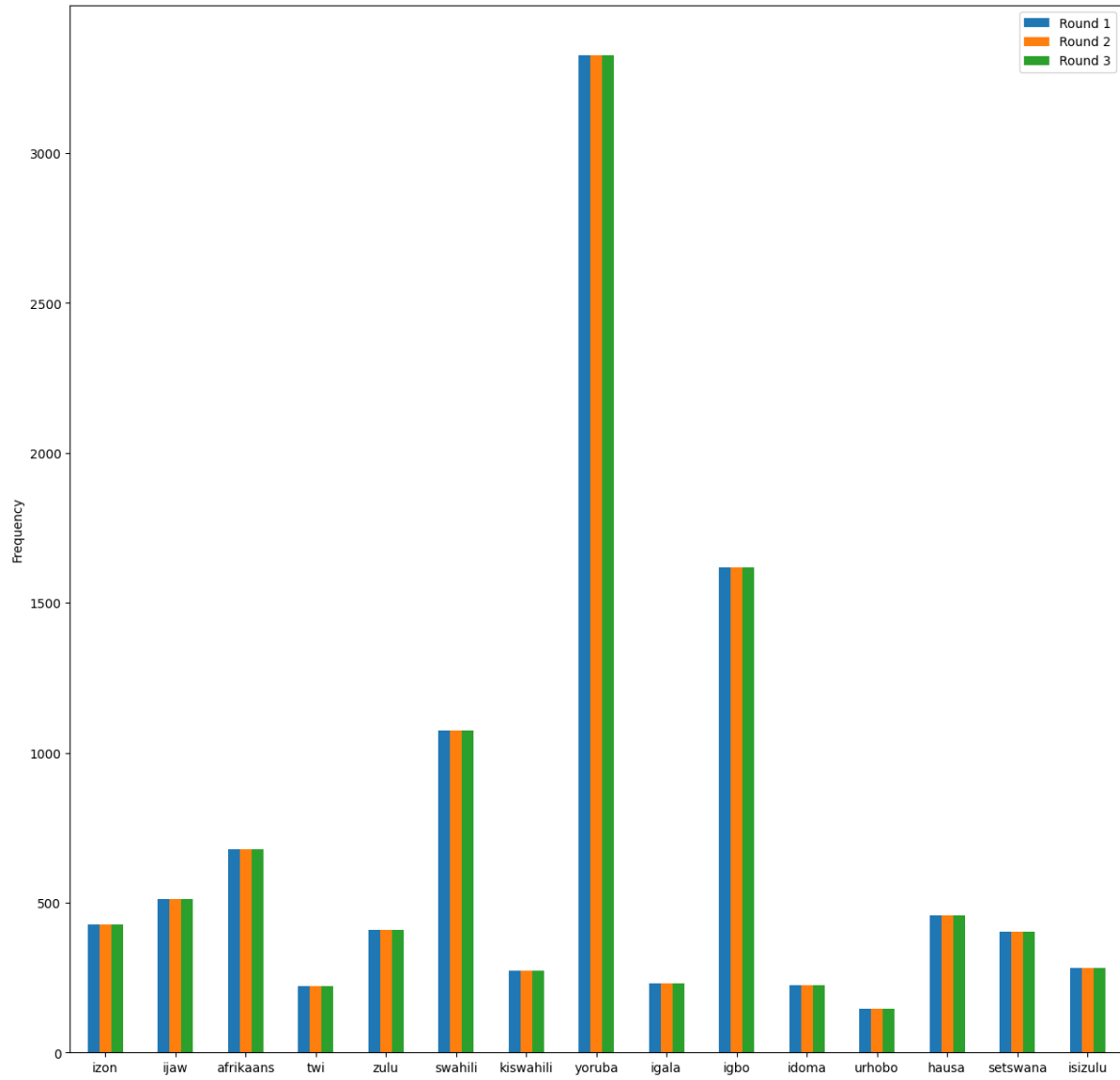


Figure 6: Most common accents distribution across the general domain in random selection mode.

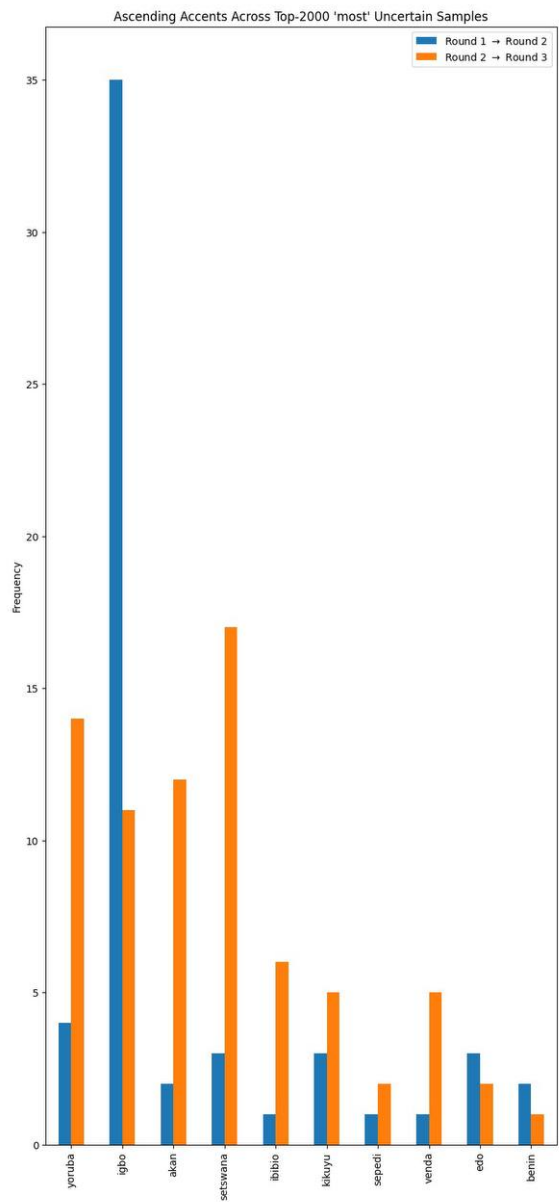
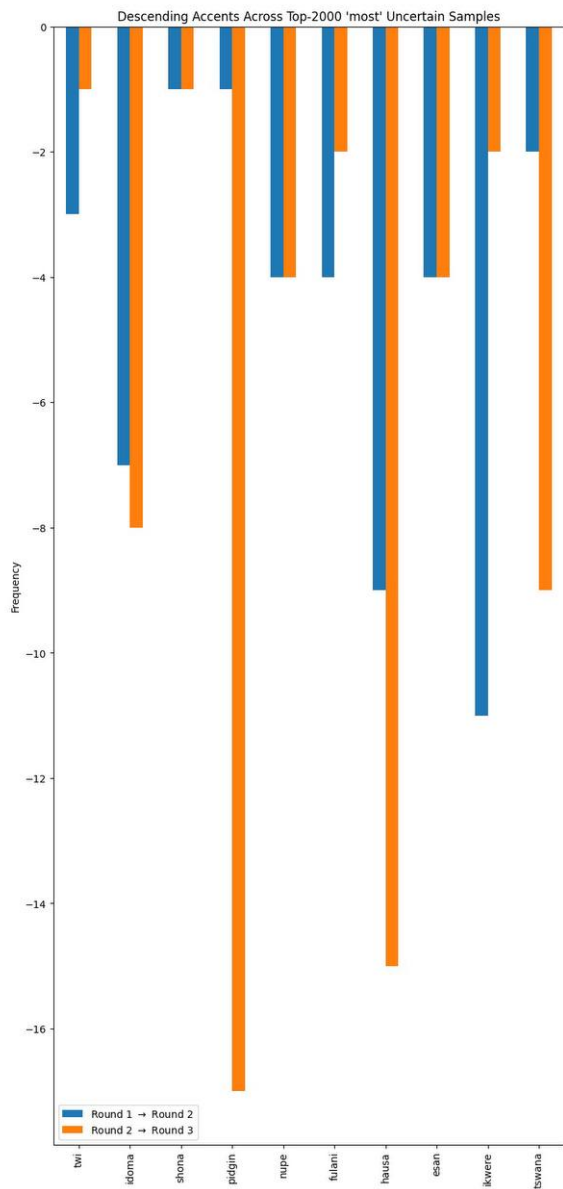


Figure 7: Ascending and descending accents across Top-2K *most* uncertain samples.

Hyper-parameters	Values
attention dropout	0.1
hidden dropout	0.1
layer drop	0.1
train batch size	16
val batch size	8
number of epochs	5
learning rate	3e-4
maximum audio length	260000
maximum label length	260
minimum transcript length	10
top_k	2000, 3500, 6500
domains	general, clinical, all
active learning rounds	3
sampling mode	most, random
mc dropout round	10

Table 5: Hyper-parameters summary

Country	Clips	Speakers	Duration (seconds)	Duration (hrs)
Nigeria	45875	1979	512646.88	142.40
Kenya	8304	137	75195.43	20.89
South Africa	7870	223	81688.11	22.69
Ghana	2018	37	18581.13	5.16
Botswana	1391	38	14249.01	3.96
Uganda	1092	26	10420.42	2.89
Rwanda	469	9	5300.99	1.47
United States of America	219	5	1900.98	0.53
Turkey	66	1	664.01	0.18
Zimbabwe	63	3	635.11	0.18
Malawi	60	1	554.61	0.15
Tanzania	51	2	645.51	0.18
Lesotho	7	1	78.40	0.02

Table 6: Countries Statistics across the dataset

Accent	Clips	Speakers	Duration(s)	Countries	Splits
yoruba	15407	683	161587.55	US,NG	train,test,dev
igbo	8677	374	93035.79	US,NG,ZA	train,test,dev
swahili	6320	119	55932.82	KE,TZ,ZA,UG	train,test,dev
hausa	5765	248	70878.67	NG	train,test,dev
ijaw	2499	105	33178.9	NG	train,test,dev
afrikaans	2048	33	20586.49	ZA	train,test,dev
idoma	1877	72	20463.6	NG	train,test,dev
zulu	1794	52	18216.97	ZA,TR,LS	dev,train,test
setswana	1588	39	16553.22	BW,ZA	dev,test,train
twi	1566	22	14340.12	GH	test,train,dev
isizulu	1048	48	10376.09	ZA	test,train,dev
igala	919	31	9854.72	NG	train,test
izon	838	47	9602.53	NG	train,dev,test
kiswahili	827	6	8988.26	KE	train,test
ebira	757	42	7752.94	NG	train,test,dev
luganda	722	22	6768.19	UG,BW,KE	test,dev,train
urhobo	646	32	6685.12	NG	train,dev,test
nembe	578	16	6644.72	NG	train,test,dev
ibibio	570	39	6489.29	NG	train,test,dev
pidgin	514	20	5871.57	NG	test,train,dev
luhya	508	4	4497.02	KE	train,test
kinyarwanda	469	9	5300.99	RW	train,test,dev
xhosa	392	12	4604.84	ZA	train,dev,test
tswana	387	18	4148.58	ZA,BW	train,test,dev
esan	380	13	4162.63	NG	train,test,dev
alago	363	8	3902.09	NG	train,test
tshivenda	353	5	3264.77	ZA	test,train
fulani	312	18	5084.32	NG	test,train
isoko	298	16	4236.88	NG	train,test,dev
akan (fante)	295	9	2848.54	GH	train,dev,test
ikwere	293	14	3480.43	NG	test,train,dev
sepedi	275	10	2751.68	ZA	dev,test,train
efik	269	11	2559.32	NG	test,train,dev
edo	237	12	1842.32	NG	train,test,dev
luo	234	4	2052.25	UG,KE	test,train,dev
kikuyu	229	4	1949.62	KE	train,test,dev
bekwarra	218	3	2000.46	NG	train,test
isixhosa	210	9	2100.28	ZA	train,dev,test
hausa/fulani	202	3	2213.53	NG	test,train
epie	202	6	2320.21	NG	train,test
isindebele	198	2	1759.49	ZA	train,test
venda and xitsonga	188	2	2603.75	ZA	train,test
sotho	182	4	2082.21	ZA	dev,test,train
akan	157	6	1392.47	GH	test,train
nupe	156	9	1608.24	NG	dev,train,test
anaang	153	8	1532.56	NG	test,dev
english	151	11	2445.98	NG	dev,test
afemai	142	2	1877.04	NG	train,test
shona	138	8	1419.98	ZA,ZW	test,train,dev
eggon	137	5	1833.77	NG	test
luganda and kiswahili	134	1	1356.93	UG	train
ukwuani	133	7	1269.02	NG	test
sesotho	132	10	1397.16	ZA	train,dev,test
benin	124	4	1457.48	NG	train,test
kagoma	123	1	1781.04	NG	train
nasarawa eggon	120	1	1039.99	NG	train
tiv	120	14	1084.52	NG	train,test,dev
south african english	119	2	1643.82	ZA	train,test
borana	112	1	1090.71	KE	train

Table 7: Dataset Accent Stats, Part I

Accent	Clips	Speakers	Duration(s)	Countries	Splits
swahili ,luganda ,arabic	109	1	929.46	UG	train
ogoni	109	4	1629.7	NG	train,test
mada	109	2	1786.26	NG	test
bette	106	4	930.16	NG	train,test
berom	105	4	1272.99	NG	dev,test
bini	104	4	1499.75	NG	test
ngas	102	3	1234.16	NG	train,test
etsako	101	4	1074.53	NG	train,test
okrika	100	3	1887.47	NG	train,test
venda	99	2	938.14	ZA	train,test
siswati	96	5	1367.45	ZA	dev,train,test
damara	92	1	674.43	NG	train
yoruba, hausa	89	5	928.98	NG	test
southern sotho	89	1	889.73	ZA	train
kanuri	86	7	1936.78	NG	test,dev
itsekiri	82	3	778.47	NG	test,dev
ekpeye	80	2	922.88	NG	test
mwaghavul	78	2	738.02	NG	test
bajju	72	2	758.16	NG	test
luo, swahili	71	1	616.57	KE	train
dholuo	70	1	669.07	KE	train
ekene	68	1	839.31	NG	test
jaba	65	2	540.66	NG	test
ika	65	4	576.56	NG	test,dev
angas	65	1	589.99	NG	test
ateso	63	1	624.28	UG	train
brass	62	2	900.04	NG	test
ikulu	61	1	313.2	NG	test
eleme	60	2	1207.92	NG	test
chichewa	60	1	554.61	MW	train
oklo	58	1	871.37	NG	test
meru	58	2	865.07	KE	train,test
agatu	55	1	369.11	NG	test
okirika	54	1	792.65	NG	test
igarra	54	1	562.12	NG	test
ijaw(nembe)	54	2	537.56	NG	test
khana	51	2	497.42	NG	test
ogbia	51	4	461.15	NG	test,dev
gbagyi	51	4	693.43	NG	test
portuguese	50	1	525.02	ZA	train
delta	49	2	425.76	NG	test
bassa	49	1	646.13	NG	test
etche	49	1	637.48	NG	test
kubi	46	1	495.21	NG	test
jukun	44	2	362.12	NG	test
igbo and yoruba	43	2	466.98	NG	test
urobo	43	3	573.14	NG	test
kalabari	42	5	305.49	NG	test
ibani	42	1	322.34	NG	test
obolo	37	1	204.79	NG	test
idah	34	1	533.5	NG	test
bassa-nge/nupe	31	3	267.42	NG	test,dev
yala mbembe	29	1	237.27	NG	test
eket	28	1	238.85	NG	test
afo	26	1	171.15	NG	test
ebiobo	25	1	226.27	NG	test
nyandang	25	1	230.41	NG	test
ishan	23	1	194.12	NG	test
bagi	20	1	284.54	NG	test
estako	20	1	480.78	NG	test
gerawa	13	1	342.15	NG	test

Table 8: Dataset Accent Stats, Part II