

# Enhancing the Driver's Comprehension of ADS's System Limitations: An HMI for Providing Request-to-Intervene Trigger Information

Ryuji Matsuo<sup>1</sup>, Hailong Liu<sup>1,\*</sup>, Toshihiro Hiraoka<sup>2</sup>, Takahiro Wada<sup>1</sup>

**Abstract**—Level 3 automated driving systems (ADS) have attracted significant attention and are being commercialized. A Level 3 ADS prompts the driver to take control by requesting to intervene (RtI) when its operational design domain (ODD) or system limitations are exceeded. However, complex traffic situations may lead drivers to perceive multiple potential triggers of RtI simultaneously, causing hesitation or confusion during take-over. Therefore, drivers must clearly understand the ADS's system limitations to understand the triggers of RtI and ensure safe take-over. In this study, we propose a voice-based HMI for providing RtI trigger cues to help drivers understand ADS's system limitations. The results of a between-group experiment using a driving simulator showed that incorporating effective trigger cues into the RtI enabled drivers to comprehend the ADS's system limitations better and reduce collisions. It also improved the subjective evaluations of drivers, such as the comprehensibility of system limitations, hesitation in response to RtI, and acceptance of ADS behaviors when encountering RtI while using the ADS. Therefore, enhanced comprehension resulting from trigger cues is essential for promoting a safer and better user experience using ADS during RtI.

## I. INTRODUCTION

Automated driving systems (ADS) have attracted significant attention in recent years. Level 3 ADS, called conditional driving automation, has also been commercialized. The level 3 ADS initiates a request-to-intervene (RtI), prompting the driver to take over the driving control when its operational design domain (ODD) or its system limitation is exceeded [1]. The ADS disengages when the driver takes over vehicle control promptly after the RtI is issued, even if the take-over maneuver is inappropriate or unsafe. Therefore, the driver must respond promptly to the RtI to ensure safety.

### A. Issues in take-over

Generally, after the ADS issued the RtI, the driver took approximately 10 seconds to respond, followed by a stabilization period of approximately 35-40 seconds to regain vehicle control [2], [3]. This delay can be attributed to the driver's need to recognize the reasons for the intervention, regain situational awareness, and assume vehicle control. Additionally, the time taken to regain control after taking over is essential for the driver to fully adapt to vehicle dynamics, road conditions, and overall driving demands. Therefore, ensuring drivers' safe take-over of vehicle control

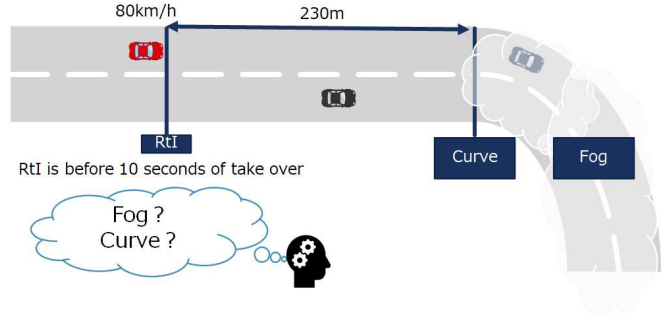


Fig. 1: Illustration of a complex traffic scenario where the driver may encounter challenges in determining the cause of an RtI trigger.

requires addressing how to help them quickly perceive the situation after an RtI is issued.

Moreover, drivers must understand the ADS's limitations and capabilities to ensure safety. They should identify potential issues the ADS might encounter, trigger the RtI based on the surrounding conditions, and take appropriate action during take-over. However, drivers may perceive multiple potential triggers and hesitate or get lost entirely, even though the ADS issues an RtI for a single trigger in complex traffic situations. For example, Fig. 1 shows a complex and challenging traffic situation where foggy conditions on a curved road can cause drivers to perceive multiple triggers simultaneously. If the ADS issues an RtI in such a scenario, it will be challenging for the driver to determine whether the RtI is triggered specifically for the curve or because of the fog's presence. Furthermore, there is a potential risk of overtrusting in the ADS, which may ultimately lead to accidents if the driver misunderstands the limitations of the ADS and misinterprets the triggers for RtI [4].

### B. Related works

Drivers must develop an accurate mental model of the ADS to ensure that they can adequately understand the ADS system limitations and safely take control of the vehicle during RtI. The driver's mental model of an ADS is their understanding of the ADS mechanism and system limitations [5], [6]. Drivers naturally develop their ADS mental model through repeated usage, recognition, and interpretation of the system [7]. On the other hand, the drivers can utilize pre-education to develop a mental model of ADS quickly. Zhou et al. focused on providing prior knowledge regarding the system limitations of level 3 ADS and how it can influence driver intervention [6]. Their findings revealed

<sup>1</sup>Ryuji Matsuo, Hailong Liu, and Takahiro Wada are affiliated with the Graduate School of Science and Technology, Nara Institute of Science and Technology, 8916-5 Takayama-cho, Ikoma, Nara 630-0192, Japan.

<sup>2</sup>Toshihiro Hiraoka is with the Mobility Research Division, Japan Automobile Research Institute (JARI), 1-1-30 Shibadai-mon, Minato-ku, Tokyo, 105-0012, Japan.

\*CONTACT Hailong LIU. ✉: liu.hailong@is.naist.jp

that prior knowledge improved the success rate of take-over and reduced reaction time during the first experience with the RtI. However, the learning effect of the original knowledge is diminished because drivers easily forget it over time after a few RtI experiences. Moreover, it can be challenging for drivers to identify the correct trigger and respond appropriately based on their prior knowledge when there are multiple possible triggers of the RtI from the driver's point of view.

### C. Purpose and research questions

The purpose of this study is to propose a human-machine interface (HMI) designed to assist drivers in ensuring that they consistently establish an accurate mental model of the ADS, understand the system limitations precisely, and make correct inferences about triggers for RtI, particularly in scenarios where multiple triggers may appear ambiguous from the driver's perspective.

In this study, we selected complex scenarios, considering situations where multiple potential triggers may be ambiguously perceived from the driver's perspective. We specifically concentrated on scenarios involving simultaneous visibility conditions, including thick and thin fog, clear weather, and various road conditions, such as sharp, slight, and straight.

We proposed a straightforward voice-based HMI that incorporates a trigger cue into the warning voice for RtI to help drivers correctly identify the correct trigger for the RtI of an ADS among multiple potential triggers. Specifically, the ADS provides an RtI trigger cue via voice, e. g., , "Thick fog, take over! Thick fog, take-over!" to help the driver understand its intention and avoid making incorrect decisions due to its trigger misunderstanding.

We performed a between-group design subject experiment using a driving simulator to verify the effectiveness of the proposed method and compare its performance with that of the conventional RtI without trigger cues. We addressed the following questions in the experiment:

- RQ 1: Does the proposed HMI, which includes a trigger cue in the RtI warning to the driver, enable the driver to comprehend the system limitations of the ADS accurately?
- RQ 2: If the driver accurately comprehends the system limitations of the ADS by using the proposed HMI, does it reduce the collision?
- RQ 3: Does the proposed HMI enhance the driver's subjective perception when the ADS initiates a RtI in situations where multiple triggers may appear ambiguous from the driver's perspective?

## II. METHOD

### A. Participants

We recruited seventeen participants (12 males and five females) aged 22 and 26 for this experiment. They were randomly assigned to two groups to experience RtI with and without a trigger cue. The group sizes were as follows: with trigger cue group (N=9) and without trigger cue group (N=8). All the participants had driving licenses in Japan. Before the

experiment, each participant provided informed consent and received a reward of 2,000 Japanese Yen.

We performed the simulation experiment with the approval of the Research Ethics Committee of Nara Institute of Science and Technology (No. 2022-I-56).

### B. Driving simulator which implemented a level 3 ADS

1) *Equipments*: The experiment used a driving simulator based on the UC/win-Road driving simulator by Forum8 Inc., as shown in Fig. 2. The vehicle operation hardware included a *Logitech G29* pedal set, and a *SensoWheel SD-LC* force feedback steering wheel. The driving simulator displayed graphics on three 55-inch LED displays with resolutions of  $1920 \times 1080$  pixels each (see Fig. 2).

2) *Level 3 automated driving system*: The driving simulator reproduces a level 3 AV with adaptive cruise control (ACC) and lane-keeping assistance (LKA) systems. The ACC system automatically regulates the accelerator and brake to follow the preceding vehicle and maintain a speed of 80 km/h without a preceding vehicle. The driver can override the ACC function during automated driving by pressing the accelerator pedals. The LKA system automatically controls the steering wheel to keep the vehicle centered within the lane by detecting the lane markings. The driver can activate the ACC and LKA systems by pressing the clutch pedal during manual driving. In addition, the driver can deactivate the ACC and LKA systems by pressing the brake pedal or turning the steering wheel with a torque greater than 5[N] torque.

Figure 2 shows the state of the head-up display (HUD) when the ADS is ON or OFF. The green and gray icons indicate that the ADS is ON and OFF, respectively.

3) *System limitations*: We designed an experiment to incorporate two specific system limitations, namely the conditions for RtI to be issued: 1) Curve with a radius of less than 230 m, 2) Visibility range less than 40 m. RtI is triggered when any of the conditions exceed their thresholds.

The ADS can function normally even in thick fog if the visual range remains above 40 m. In such cases, the RtI will not be triggered.

### C. Designs of RtI HMI

Petermeijer et al. [8] demonstrated that auditory and tactile take-over requests yielded faster reactions than visual take-over requests. Therefore, we propose a voice-based HMI for RtI to provide detailed information regarding the trigger cues. This HMI incorporates a trigger cue into the warning voice to assist drivers in accurately identifying the correct trigger for RtI, where there are various potential triggers of RtI.

The ADS issues the RtI with their corresponding voice cues from in-car speakers under the following conditions according to the system limitations: 1) if a curve with a radius less than 230 m is detected, the ADS will issue the RtI with the voice cue: "Sharp curve, take over! Sharp curve, take-over!" 2) if the visibility range less than 40 m due to thick fog, the ADS will issue the RtI with the voice cue: "Thick fog, take over! Thick fog, take-over!" In addition,




Fig. 2: Driving simulator used in this experiment. A HUD shows the ADS status.

we used a traditional voice-based RtI without a trigger cue as a comparative method. Specifically, the in-car speakers will emit the sound “Take over! Take over!” when an RtI is issued, regardless of the trigger.

As Fig. 3 shows, we turned off the ADS after issuing RtI for 10 s, the average time required for take-over, referring to [2]. Thus, the driver must safely take over the vehicle control quickly.

#### D. Scenarios

In this study, we focus on scenarios in which there seem to be multiple triggers of RtI from the driver’s perspective. Specifically, we focus on a scenario in which fog and curves are present simultaneously. As Fig. 4 and Tabel I show, we designed seven driving scenarios for the two-lane highway.

As shown in Fig. 4, we used scenarios (a), (b) and (c) in the training phase, which has multiple potential RtI triggers. There is only one correct RtI trigger in (a) and (c). In scenario (b), the ADS did not issue RtI because the visibility and road conditions did not exceed its system limitations. In the experiment, we repeated these three scenarios three times to train the drivers to understand the system limitations of the ADS accurately. In particular, when using the proposed RtI HMI to cue the correct RtI trigger to the driver, we assume that the driver can develop a better understanding of the system limitations by comparing multiple potential triggers with the correct trigger. Table I shows details of the visibility conditions and road conditions and the correct triggers for each of the nine scenarios (scenarios (a), (b), and (c) repeated three times).

We used scenarios (d), (e), (f), and (g) to test drivers who correctly understood the system limitations of the ADS. The drivers recognized only one potential RtI trigger in these four scenarios. Moreover, in Scenarios (d) and (e), RtI will be triggered. Still, in (f) and (g), RtI will not be triggered according to their visibility and road conditions (see Table I).

We assumed that if the driver did not correctly understand the system limitations of the ADS in the training phase, then in these four test scenarios, the driver would feel more

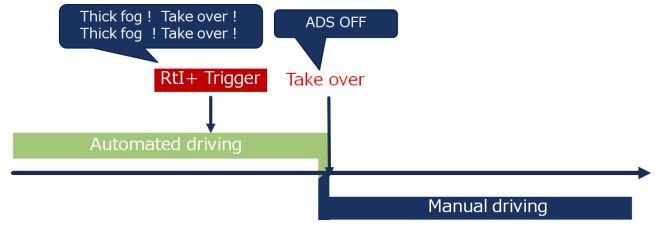


Fig. 3: Proposed HMI that provides the driver information about the triggers and reasons for the RtI.

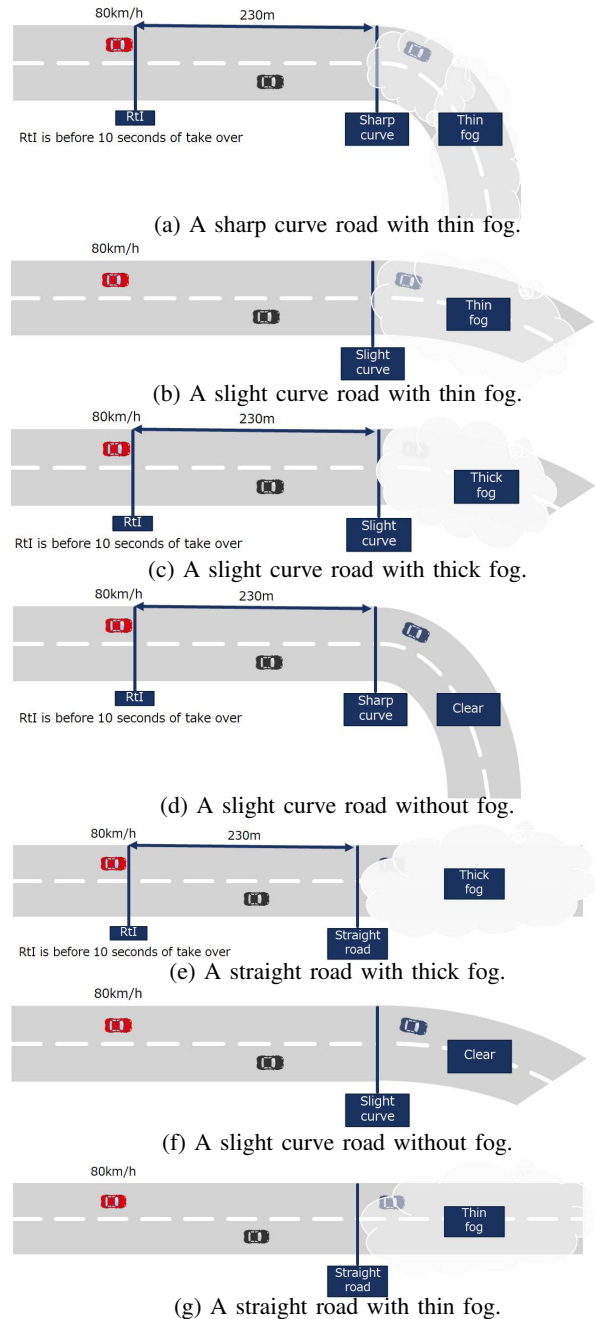



Fig. 4: We designed various traffic scenarios; We used scenes (a), (b), and (c) for the training phase; (d) and (e) for the test (w/ TO) phase; and (f) and (g) for the test (w/o TO).

TABLE I. Experiment scenarios (Conditions for RtI to be issued: a curve with  $R < 230$  m or the visibility range  $< 40$  m)

Scenario No.	Phases	Scenarios shown in Fig. 1	Visibility conditions	Road conditions	RtI	Trigger of RtI
1	Training	(a)	Thin fog (Visibility range $\geq 40$ m)	Sharp curve ( $R=180$ m)	Issued	Sharp curve
2	Training	(b)	Thin fog (Visibility range $\geq 40$ m)	Slight curve ( $R=280$ m)	Not issued	None
3	Training	(c)	Thick fog (Visibility range $< 40$ m)	Slight curve ( $R=290$ m)	Issued	Thick fog
4	Training	(b)	Thin fog (Visibility range $\geq 40$ m)	Slight curve ( $R=300$ m)	Not issued	None
5	Training	(c)	Thick fog (Visibility range $< 40$ m)	Slight curve ( $R=310$ m)	Issued	Thick fog
6	Training	(a)	Thin fog (Visibility range $\geq 40$ m)	Sharp curve ( $R=170$ m)	Issued	Sharp curve
7	Training	(c)	Thick fog (Visibility range $< 40$ m)	Slight curve ( $R=320$ m)	Issued	Thick fog
8	Training	(b)	Thin fog (Visibility range $\geq 40$ m)	Slight curve ( $R=330$ m)	Not issued	None
9	Training	(a)	Thin fog (Visibility range $\geq 40$ m)	Sharp curve ( $R=160$ m)	Issued	Sharp curve
10	Test (w/ TO)	(d)	Clear (Visibility range $\geq 40$ m)	Sharp curve ( $R=150$ m)	Issued	Sharp curve
11	Test (w/ TO)	(e)	Thick fog (Visibility range $< 40$ m)	Straight road	Issued	Thick fog
12	Test (w/o TO)	(f)	Clear (Visibility range $\geq 40$ m)	Slight curve ( $R=330$ m)	Not issued	None
13	Test (w/o TO)	(g)	Thin fog (Visibility range $\geq 40$ m)	Straight road	Not issued	None
14	RtI failure	(d)	Clear (Visibility range $\geq 40$ m)	Sharp curve ( $R=150$ m)	Not issued	Sharp curve



(a) Slight curve with thick fog. (Scenario No.7) (b) Sharp curve with thin fog. (Scenario No.9) (c) Sharp curve without fog. (Scenario No.10) (d) Slight curve without fog. (Scenario No.12)

Fig. 5: Examples of the designed traffic scenarios as seen from the driver's view. (a) and (b) show thick and thin fog scenarios respectively, while (c) and (d) show sharp and slight curves. Traffic signs show the curvature of curve roads.

danger and hesitate when making decisions. In particular, RtI is not issued in scenarios (f) and (g), and the driver may perceive potential RtI triggers; however, the visibility and road conditions do not exceed the ADS's system limitations.

Finally, as Table I shows, we designed an RtI failure scenario based on Scenario (d). In this scenario, before the ADS exceeds its system limitations and is forced to turn OFF, the driver receives no useful information regarding the RtI. Thus, if the driver does not intervene, the vehicle collides directly with the guardrail. In such a critical situation, only drivers who have a correct understanding of the limitations of the ADS will notice that something is wrong and take proactive action to take over vehicle control and avoid a collision. This highlights the importance of drivers being well-informed about the system's capabilities and limitations, allowing them to respond effectively to unforeseen circumstances.

Figure 5 show some examples of the designed traffic scenarios with different visibility and road conditions as seen from the driver's view. It is important to note that there is a traffic sign indicating the curvature of each curve ahead. In addition, we placed the surrounding vehicles in front of the ego vehicle and the right lane to enhance the realism of the nine scenarios above. These surrounding vehicles maintain a safe following distance (more than 50 m) from the ego vehicle and travel at 80-100 km/h. These vehicles do not suddenly decelerate or actively approach the experimental vehicle, posing a risk to the vehicle. Additionally, for the ego vehicle, we set the target speed of ACC to 80 km/h, and the maximum speed of the ego vehicle was limited to

110 km/h. Each scenario takes approximately 1.5 minutes to complete, and the RtI occurred approximately 1 min after the start.

### E. Procedure

First, the participants were introduced to the equipment and operation methods of the driving simulator, focusing on how to use the ADS to take control. Subsequently, we conducted a pre-instruction regarding the system limitations of the ADS using an instruction manual. This manual instruction documents the visibility and road conditions included in the experiment and their respective thresholds (see Section II-B.3). Other system limitation conditions that did not occur in this experiment were also listed in the instruction manual to avoid making the real conditions conspicuous. We took these conditions from the instruction manuals of vehicles with ACC and LKS currently available on the market, for example, road gradients, nice roads, tunnel entrances, and exits.

After the pre-instruction, we asked the participants to practice using a driving simulator, such as manual driving, turning the ADS ON/OFF, and take-over.

We conducted the main experiment after the participants fully understood how to use the driving simulator. Each participant experienced the 14 driving scenarios listed in Table I and was requested to relax and look ahead during automated driving (no subtasks were requested). Moreover, the participants were required to respond to the RtI when

issued. After each scenario, we asked the participants to complete the questionnaire, as shown in Table II.

After the driving experiment, we conducted a comprehension test (see Section II-F.1) on the system limitations of the ADS.

#### F. Measures

We obtained the following three types of measurements during the experiment to answer the three research questions described in Section I-C,

1) *Post-experiment comprehension test*: After completing all the driving scenarios, we asked the participants to complete a comprehension test that presented a list of 13 scenarios (excluding the RtI failure scenario) from Table I, along with their corresponding visibilities and road conditions specified by specific values. We tasked the participants with determining whether the ADS could handle the automated driving tasks under the given conditions in these scenarios by three options: “Yes,” “No” or “I don’t know.” One point was awarded for each correct answer, while no points were given for incorrect answers or selecting “I don’t know.” Overall, we scored the comprehension test results from 0 to 13 points.

2) *Number of collisions*: In the two groups, the trigger cue group and w/o trigger cue group (see Section II-A), we counted the number of participants who collided in the RtI failure scenario separately.

3) *Post-trial subjective evaluations*: After completing each scenario, we asked participants seven questions regarding their subjective feelings using the 5-point Likert scale, i. e., “strongly disagree,” “disagree,” “neutral,” “agree,” and “strongly agree.” Table II lists the seven questions. For each question, the medians of the evaluation results in the scenarios of the training, Test (w/ TO), and Test (w/o TO) phases were calculated separately according to the scenario type in Table I. The medians represent the subjective feelings of each participant when using the ADS in the three different phases.

TABLE II. Post-trial subjective evaluation questionnaire

Q1	Was the system limitations of the ADS easy to understand?
Q2	Did you feel a sense of relief in the ADS behavior?
Q3	Did you feel danger in the ADS behavior?
Q4	Was the ADS behavior trustworthy?
Q5	Did you hesitate in your response to the ADS behavior?
Q6	Did the RtI provide enough information? (RtI issued scenario only)
Q7	Was the ADS behavior appropriate?

### III. RESULTS

#### A. Post-experiment comprehension test

Figure 6 presents the results of the post-experiment comprehension test. The results indicate that the median test score for the group w/ and w/o trigger cue groups was 12 and 8 points, respectively. The Mann–Whitney U test ( $U = 5.50$ ,  $p = 0.003$ ,  $RBC = 0.847$ ,  $CLES = 0.076$ , two-sided) suggests that the test scores of the w/ trigger cue group were significantly higher than those of the w/o trigger cue group.

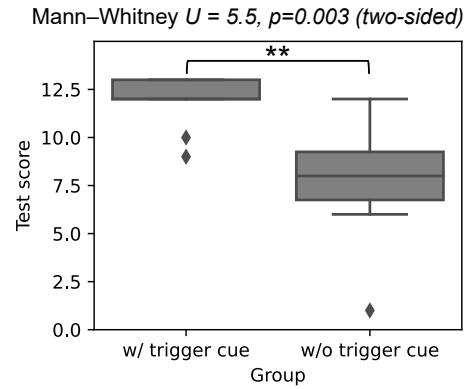


Fig. 6: Post-experiment comprehension test results of two participant groups.

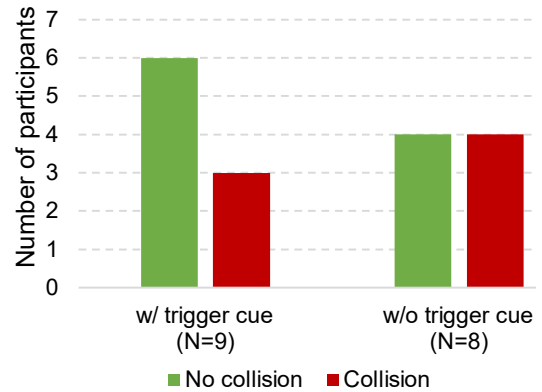


Fig. 7: Number of participants in two groups who had a collision.

#### B. Number of collisions

Figure 7 presents the number of collisions in the RtI failure scenario. Specifically, in the w/ trigger cue group, six participants did not collide, but three had. In the w/o trigger cue group, four had no collisions, whereas four had. The Fisher exact test statistic suggested no significant difference between the number of collisions in w/ and w/o trigger cue groups ( $p = 0.637$ ).

#### C. Post-trial subjective evaluations

Figure 8 shows the results of the subjective evaluations after each scenario. Furthermore, Table III shows the results of the Mann-Whitney U test for the w/ and w/o trigger cue groups.

### IV. DISCUSSION

#### A. Post-experiment Comprehension test

In response to RQ 1, the comprehension test results presented in Fig. 6 indicate that the test scores of the group that had the trigger cue in the RtI were significantly higher than those of the group that did not get the trigger cues. This result suggests that the proposed RtI trigger cues positively impacted the driver’s awareness and understanding of the ADS limitations.

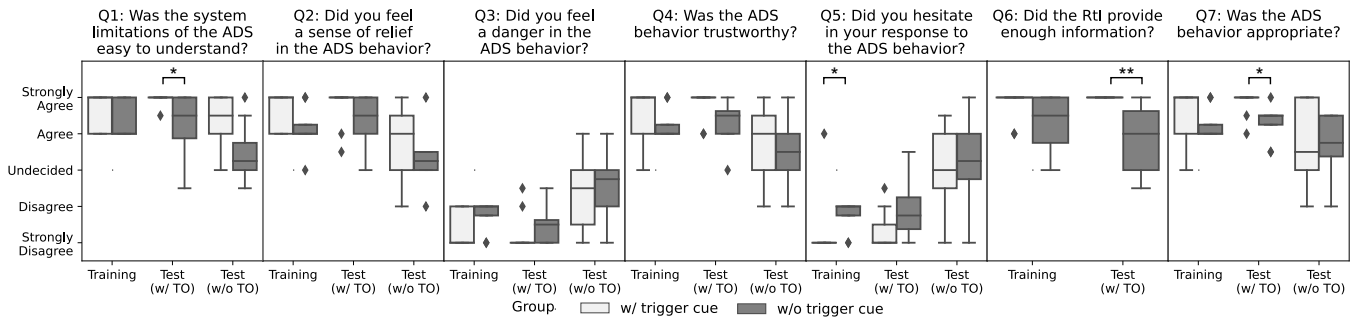


Fig. 8: Results of the post-trial subjective evaluations for Q1 to Q7.

TABLE III. The results of the Mann-Whitney U Test between the w/ and w/o trigger cue groups.

	Train N(G1)=8, N(G2)=9				Test for w/ TO N(G1)=8, N(G2)=9				Test for w/o TO N(G1)=8, N(G2)=9			
	U-values	p-values	RBC	CLES	U-values	p-values	RBC	CLES	U-values	p-values	RBC	CLES
Q1	25.500	0.267	0.292	0.354	16.000	0.028 *	0.556	0.222	18.000	0.083	0.500	0.250
Q2	23.000	0.174	0.361	0.319	23.500	0.194	0.347	0.326	25.500	0.326	0.292	0.354
Q3	51.000	0.107	-0.417	0.708	47.500	0.234	-0.319	0.660	42.000	0.590	-0.167	0.583
Q4	24.000	0.214	0.333	0.333	19.000	0.082	0.472	0.264	29.500	0.557	0.181	0.410
Q5	56.000	0.031 *	-0.556	0.778	52.000	0.113	-0.444	0.722	35.500	1.000	0.014	0.493
Q6	24.000	0.191	0.333	0.333	9.000	0.003 **	0.750	0.125	/	/	/	/
Q7	24.000	0.214	0.333	0.333	13.000	0.019 *	0.639	0.181	36.000	1.000	0.000	0.500

### B. Number of collisions

Figure 7 shows the results. The collision rate was lower in the w/ trigger cue group than in the w/o, but no significant difference was observed with and without the proposed method. These results suggest that the collision risk was reduced when the driver was provided with the trigger cue in the RtI. However, it did not reach a level of statistical significance, which might be due few participants in both groups.

In addition to the comprehension tests presented in Fig. 6, we can conclude RQ 2 that the results imply that the presentation of trigger cues might help drivers understand the system limitations and reduce the collision risk. Zhou et al. [9] showed that the driver’s knowledge of system limitations affects the take-over performance, which is consistent with the study results. Furthermore, using trigger cues related to weather and road conditions is consistent with the research conducted by Wright *et al.* [10], who showed that environmental cues increase the likelihood of a driver mitigating a collision.

### C. Post-trial subjective evaluations

The questionnaire results of the post-trial subjective evaluations are shown in Fig. 8 to answer RQ 3.

In Q1, we found no differences in the ease of understanding the system limitations during the training phase. However, in the test (w/ TO) phase, as participants gained more experience with RtI, such as comparing triggering cues with actual situations, they perceived that the trigger cue made it easier to understand ADS limitations. Furthermore, in the subsequent phase, when the ADS did not need to issue the RtI, participants who had experienced trigger cues perceived the limitations of the ADS system to be more

easily comprehended than those who had not experienced trigger cues, despite the absence of any significant differences between them. A similar study [11] also showed that providing drivers with reasons for issuing an RtI could enhance their understanding of ADS.

In Q2, Q3, and Q4, we found a trend in all phases, indicating that participants who received trigger cues during the RtI process had a better sense of relief, reduced feeling of danger, and increased trustworthiness in the ADS compared to participants who did not. However, these differences were not statistically significant. Although the observed trend did not reach statistical significance, it aligns with the findings of [12] and [13]. Their research suggests that when the intentions of autonomous vehicles (AVs) are easily understood, participants, including pedestrians and drivers, tend to feel relief, safety, and trust in AVs when interacting with AVs.

From the results of Q5, in the early phase of the RtI experience, i.e., in the training phase, participants in the w/o trigger cue group exhibited significantly higher levels of hesitation when responding to the ADS than those in the w/. This suggests that using a trigger cue to provide clear ADS intentions can help drivers less familiar with an ADS reduce their hesitation when using it, which is in line with the study of [12]. Although a significant difference in hesitation between the two groups disappeared as more experience with the ADS was gained, the overall trend remained unchanged.

Similar to the findings in Q1, the results of Q6 suggested that participants in both groups considered the information acquired from the RtI adequate during the training phase. However, as the experience progressed, those in the w/o trigger cue group gave lower evaluations in Q6, to the extent that their evaluations were significantly lower than those of the w/ trigger cue group. We believe that this result

reveals a process where drivers become familiar with RtI; i. e., they gradually understand the information they need in RtI through a continuous trial and error process. In particular, in the scenarios designed in this experiment with multiple potential RtI triggers, the trigger cue consistently provided the participants with the required information.

Q7, In summary, using a trigger cue to explain the intention of an ADS issuing RtI in driving scenarios with multiple potential triggers is effective in helping drivers develop an understanding and acceptance of the ADS. By providing trigger cues indicating the ADS' intention on the RtI, drivers can better comprehend the ADS's limitations and accept its behavior.

The above questionnaire results addressed RQ 3 from multiple dimensions: whether the proposed HMI (RtI trigger cue) can enhance the driver's subjective feelings when the ADS issues an RtI in situations with multiple potential triggers.

#### D. Limitations

One limitation of this study was the few participants in each group, which restricted the statistical significance of the results. We designed a driving simulator experiment with more participants to address this limitation and obtain robust and reliable results.

The order effect of the scenarios is another limitation. As Fig. 8 shows, we intentionally fixed the order of the scenes to focus on changes caused by the effect of the trigger cue. In particular, trust in the ADS and the learning effects of RtI triggers may vary depending on the order of the scenarios.

### V. CONCLUSION

We proposed a voice-based HMI, i. e., RtI trigger cues, to help drivers correctly understand the system limitation of an ADS in scenarios with multiple potential RtI triggers. The results of a between-group experiment using a driving simulator showed that incorporating effective trigger cues into the RtI enabled drivers to comprehend the ADS's system limitations better and reduce collisions. Furthermore, it improved the subjective feelings of drivers when encountering RtI while using the ADS. Thus, enhanced comprehension resulting from the trigger cue is significant for promoting safe and user-experienced use of ADS during RtI.

In future work, we will increase the number of participants and further analyze the impact of RtI cues on their behavior during take-overs, such as reaction speed and operational behavior. We will also observe whether RtI leads to drivers developing over-trust in ADS and explore methods to mitigate this issue.

### ACKNOWLEDGMENTS

The Japan Society for the Promotion of Science (JSPS) KAKENHI Grant Numbers 20K19846 and 22H00246 supported this work.

### REFERENCES

- [1] S. International, "Taxonomy and definitions for terms related to driving automation systems for on-road motor vehicles," *SAE international*, vol. 4970, no. 724, pp. 1–5, 2018.
- [2] N. Merat, A. H. Jamson, F. C. Lai, M. Daly, and O. M. Carsten, "Transition to manual: Driver behaviour when resuming control from a highly automated vehicle," *Transportation research part F: traffic psychology and behaviour*, vol. 27, pp. 274–282, 2014.
- [3] N. Strand, J. Nilsson, I. M. Karlsson, and L. Nilsson, "Semi-automated versus highly automated driving in critical situations caused by automation failures," *Transportation research part F: traffic psychology and behaviour*, vol. 27, pp. 218–228, 2014.
- [4] H. Liu, T. Hiraoka, and S. Tanaka, "Explicit behaviors affected by driver's trust in a driving automation system," in *The 5th International Symposium on Future Active Safety Technology toward Zero Accidents (FAST-zero '19)*, 2019, pp. 1–6.
- [5] H. Liu and T. Hiraoka, "Driving behavior model considering driver's over-trust in driving automation system," in *Proceedings of the 11th International Conference on Automotive User Interfaces and Interactive Vehicular Applications: Adjunct Proceedings*, 2019, pp. 115–119.
- [6] H. Zhou, M. Itoh, and S. Kitazaki, "How does explanation-based knowledge influence driver take-over in conditional driving automation?" *IEEE Transactions on Human-Machine Systems*, vol. 51, no. 3, pp. 188–197, 2021.
- [7] N. Stagers and A. F. Norcio, "Mental models: concepts for human-computer interaction research," *International Journal of Man-machine studies*, vol. 38, no. 4, pp. 587–605, 1993.
- [8] S. Petermeijer, F. Doubek, and J. De Winter, "Driver response times to auditory, visual, and tactile take-over requests: A simulator study with 101 participants," in *2017 IEEE International Conference on Systems, Man, and Cybernetics (SMC)*. IEEE, 2017, pp. 1505–1510.
- [9] H. Zhou, K. Kamijo, M. Itoh, and S. Kitazaki, "Effects of explanation-based knowledge regarding system functions and driver's roles on driver takeover during conditionally automated driving: A test track study," *Transportation research part F: traffic psychology and behaviour*, vol. 77, pp. 1–9, 2021.
- [10] T. J. Wright, R. Agrawal, S. Samuel, Y. Wang, S. Zilberstein, and D. L. Fisher, "Effective cues for accelerating young drivers' time to transfer control following a period of conditional automation," *Accident Analysis & Prevention*, vol. 116, pp. 14–20, 2018.
- [11] M. Körber, L. Prasch, and K. Bengler, "Why do i have to drive now? post hoc explanations of takeover requests," *Human factors*, vol. 60, no. 3, pp. 305–323, 2018.
- [12] H. Liu, T. Hirayama, and M. Watanabe, "Importance of instruction for pedestrian-automated driving vehicle interaction with an external human machine interface: Effects on pedestrians' situation awareness, trust, perceived risks and decision making," in *2021 IEEE Intelligent Vehicles Symposium (IV)*. IEEE, 2021, pp. 748–754.
- [13] Y. Li, H. Liu, and B. Deml, "Hmi-based communication methods for negotiation between a manually driven vehicle driver and an autonomous vehicle in an ambiguous traffic scenario," in *2022 IEEE/SICE International Symposium on System Integration (SII)*. IEEE, 2022, pp. 244–249.