

Intelligent Grimm - Open-ended Visual Storytelling via Latent Diffusion Models

Chang Liu^{1,3*}, Haoning Wu^{1*}, Yujie Zhong², Xiaoyun Zhang¹, Weidi Xie^{1,3,†}

¹Coop. Medianet Innovation Center, Shanghai Jiao Tong University, China

²Meituan Inc., China

³Shanghai AI Laboratory, China

https://haoningwu3639.github.io/StoryGen_Webpage/

Abstract

Generative models have recently exhibited exceptional capabilities in various scenarios, for example, image generation based on text description. In this work, we focus on the task of generating a series of coherent image sequence based on a given storyline, denoted as *open-ended visual storytelling*. We make the following three contributions: (i) to fulfill the task of visual storytelling, we introduce two modules into a pre-trained stable diffusion model, and construct an auto-regressive image generator, termed as **StoryGen**, that enables to generate the current frame by conditioning on both a text prompt and a preceding frame; (ii) to train our proposed model, we collect paired image and text samples by sourcing from various online sources, such as videos, E-books, and establish a data processing pipeline for constructing a diverse dataset, named **StorySalon**, with a far larger vocabulary than existing animation-specific datasets; (iii) we adopt a three-stage curriculum training strategy, that enables style transfer, visual context conditioning, and human feedback alignment, respectively. Quantitative experiments and human evaluation have validated the superiority of our proposed model, in terms of image quality, style consistency, content consistency, and visual-language alignment. We will make the code, model, and dataset publicly available to the research community.

1 Introduction

"Mirror, mirror, here I stand! Who is the fairest in the land?"

— *Grimms' Fairy Tales*

This paper considers an exciting yet challenging task, namely, *visual storytelling*, the goal is to train a generative model that can effectively capture the relationship between visual elements in images and their corresponding language descriptions, to generate a sequence of images that tell a visually coherent story, as shown in Figure 1. The outcome of this task has significant potential for education, as it provides children with an engaging and interactive way to learn complex visual concepts, to develop imagination, creativity, emotional intelligence, and language skills, as evidenced by the research in psychology [4, 43].

In the recent literature, there has been significant progress in image generation, particularly with the guidance of text, such as stable diffusion [37], DALL·E [35] and Imagen [9]. However, these models are not sufficient for visual storytelling for two reasons: (i) existing models generate images independently, without considering the context, for example, preceding frames or overall narrative,

*: These authors contribute equally to this work.

†: Corresponding author.




Figure 1: An illustration of open-ended visual storytelling. In practice, one user can prompt a large language model, for example, ChatGPT, to generate a unique and engaging story, that is then fed into our proposed **StoryGen** model, to generate a sequence of images. We recommend the reader to zoom in and read the story.

resulting in visual inconsistencies, lacking coherence in the visual story; (ii) they generate images by only conditioning on text, which potentially lead to ambiguities or require unnecessarily long descriptions, particularly when dealing with subtle differences, for example, distinguishing between animals from the same category but different breeds. To address the limitations, we introduce a novel auto-regressive architecture, termed as **StoryGen**, that builds upon pre-trained stable diffusion model, with two extra modules serving for style transfer and visual context conditioning. At inference time, StoryGen can synthesize the frame either by only taking text prompts, or along with preceding frame as conditions, *i.e.*, iteratively creating visual sequences that are not only aligning to language description, but also coherent.

In practice, visual storytelling is faced with significant challenges due to the lack of high-quality image-text data. Existing works, for example, StoryGAN [18], StoryDALL-E [23] and AR-LDM [29], are often limited to train on a few specific animations, resulting in a small and restricted vocabulary and characters. To overcome this limitation, we construct a dataset called **StorySalon**, that features a rich source of coherent images and stories, primarily comprising children’s storybooks collected from three different sources: videos, E-books, and synthesized sample data from our StoryGen model with human verification. As a result, our dataset includes a diverse vocabulary with different characters, storylines, and artistic styles.

We follow a three-stage training procedure: *Firstly*, we insert a LoRA-like architecture into the text conditioning module in stable diffusion model, *i.e.*, on top of the image-to-text cross-attention, in order to adapt the pre-trained diffusion model on our collected dataset; *Secondly*, we introduce a visual context module that enables the generation process to condition on preceding frame; *Lastly*, we finetune the model with generated data after human verification, *i.e.*, leveraging the feedback to further align the model with human preference. As a result, the scale and diversity of our collected dataset enable the model for open-vocabulary visual storytelling, by that we mean, our model can generate new image sequences that are not limited to pre-defined storylines, characters, or scenes. For example, we can prompt a large language model to create unique and engaging stories, then feed them into StoryGen for generation, as shown in Figure 1.

To summarise, we make the following contributions in this paper: (i) we initiate a fun, yet challenging task, namely, *open-ended visual storytelling*, that involves generating engaging image sequences aligned to a given storyline, for example, written by a large language model; (ii) we develop a novel architecture based on stable diffusion, termed as StoryGen, which can generate image sequences in an auto-regressive manner, taking both the preceding image and the text prompt as condition; (iii) we initiate a data collection pipeline and collect a large-scale, diverse dataset of storybooks, from online videos, E-books and synthesized samples, including paired image-text samples of a diverse vocabulary with different characters, storylines, and artistic styles; (iv) we adopt a three-stage curriculum training strategy, that enables style transfer, visual context conditioning, and human feedback alignment, respectively. Experimentally, we conduct both quantitative comparison and human evaluation, showing that the outputs from our proposed model are more preferred, in terms of image quality, style consistency, content consistency, and visual-language alignment.

2 Related Works

Diffusion Models learn to model a data distribution via iterative denoising and are trained with denoising score matching. Drawing from the principles of Langevin dynamics and physical diffusion

processes, diffusion models have undergone refinement through a multitude of works [41, 28, 47]. Notably, DDPM [10] has demonstrated improved performance over other generative models, while DDIM [42] has significantly boosted generation efficiency. In view of their superior generative capabilities, diffusion models have found extensive utility in various downstream applications besides image generation, such as video generation [48, 5, 12, 9, 40], image manipulation [2, 25, 14, 7], grounded generation [19], 3D texturing [36], and image inpainting [49, 27, 20, 1].

Text-to-image Generation involves the creation of images from textual descriptions. The task has been tackled using various generative models, with Generative Adversarial Networks (GANs) [6] being the first widely-used model. Several GAN-based architectures such as StackGAN [52], StackGAN++ [53], and AttnGAN [50] have achieved notable success in this area. Additionally, pre-trained auto-regressive transformers [45] such as DALL-E [35] have demonstrated the ability to generate high-quality images in response to textual prompts. Recently, diffusion models have emerged as a popular approach to text-to-image generation. New images can be sampled under text guidance from the data distribution learned by diffusion models with iterative denoising process. DALL-E 2 [34] leverages CLIP [30] features to achieve well-aligned text-image latent space, while Imagen [39] relies on large language models like T5 [33] to encode text. Stable Diffusion (or Latent Diffusion) Model [37] performs diffusion process in latent space, and it can generate impressive images after pre-training on a large-scale text-image dataset.

Story Synthesis is first introduced as the task of story visualization (SV) by StoryGAN [18], which presents a GAN-based framework and the inaugural dataset named Pororo, derived from cartoons. Subsequently, some other works also follow the GAN-based framework, such as DUCO-StoryGAN [22] and VLC-StoryGAN [21]. In the case of word-level SV [17], more emphasis is placed on the representation of text, whereas VP-CSV [3] employs VQ-VAE [44] and a transformer-based language model to conserve character appearance and enhance visual quality. StoryDALL-E [23] extends the story visualization task to story continuation with the initial image given and recommends using a pre-trained DALL-E generative model [35] to produce coherent images. AR-LDM [29] introduces an auto-regressive latent diffusion model that can generate highly realistic images, but with only a limited vocabulary. NUWA-XL [51] is a concurrent work that exploits hierarchical diffusion model to synthesize long videos, with the keyframes generated first, followed by frame interpolation.

Existing models are mostly developed on specific scenes, which limits their ability for generating image sequences for diverse stories. In this paper, we target more ambitious applications, to develop an open-ended visual storytelling model, that can digest stories of diverse topics, and synthesize a sequence of coherent images in terms of both style and semantics.

3 Method

To be self-contained, we start with a brief overview of diffusion models in Section 3.1; then, we detail our proposed model for visual storytelling in Section 3.2, starting from problem formulation, then architecture details, and lastly on training details.

3.1 Preliminaries on Diffusion Models

Diffusion models are a type of generative models that undergo a denoising process, converting input noise into meaningful data samples. Diffusion models comprise a forward diffusion process that incorporates Gaussian noise into an image sample \mathbf{x}_0 , accomplished via a Markov process over T steps. If we denote the noisy image at step t as \mathbf{x}_t , the transition function $q(\mathbf{x}_t|\mathbf{x}_{t-1})$ connecting \mathbf{x}_{t-1} and \mathbf{x}_t can be expressed as follows:

$$q(\mathbf{x}_t|\mathbf{x}_{t-1}) = \mathcal{N}(\mathbf{x}_t; \sqrt{1 - \beta_t}\mathbf{x}_{t-1}, \beta_t\mathbf{I}) \quad q(\mathbf{x}_{1:T}|\mathbf{x}_0) = \prod_{t=1}^T q(\mathbf{x}_t|\mathbf{x}_{t-1}) \quad (1)$$

where $\beta_t \in (0, 1)$ is the variance schedule controlling the step size.

Using Gaussian distribution property and reparameterization, if we define $\alpha_t = 1 - \beta_t$ and $\bar{\alpha}_t = \prod_{i=1}^t \alpha_i$, we can write equation 1 as follows:

$$q(\mathbf{x}_t|\mathbf{x}_0) = \mathcal{N}(\mathbf{x}_t; \sqrt{\bar{\alpha}_t}\mathbf{x}_0, (1 - \bar{\alpha}_t)\mathbf{I}) \quad (2)$$

Diffusion models also comprise a reverse diffusion process that learns to restore the initial image sample from noise. A UNet-based model [38] is utilized in the diffusion model to learn the reverse

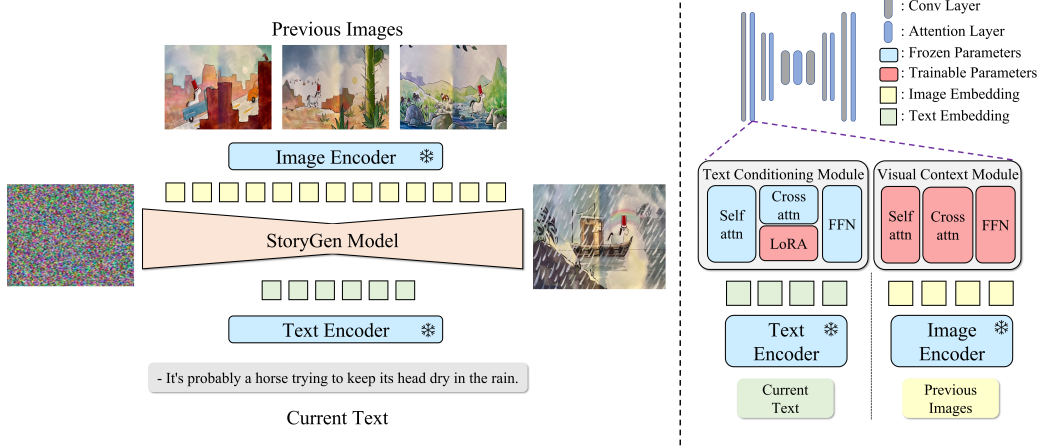


Figure 2: **Architecture Overview.** The **left** figure illustrates the complete procedure of *visual storytelling*. Our StoryGen model utilizes contextual information from the previous frame and the text description at current step, to generate an image. The **right** figure displays the structure of our proposed modules, (i) style transfer module that is inserted into the text-conditioning module, with a LoRA-like architecture; (ii) visual context module that enables the model to also condition on the features from the preceding image for generation.

diffusion process p_θ . The process p_θ can be expressed using the following equation.

$$p_\theta(\mathbf{x}_{0:T}) = p(\mathbf{x}_T) \prod_{t=1}^T p_\theta(\mathbf{x}_{t-1}|\mathbf{x}_t) \quad p_\theta(\mathbf{x}_{t-1}|\mathbf{x}_t) = \mathcal{N}(\mathbf{x}_{t-1}; \boldsymbol{\mu}_\theta(\mathbf{x}_t, t), \boldsymbol{\Sigma}_\theta(\mathbf{x}_t, t)) \quad (3)$$

where $\boldsymbol{\mu}_\theta$ is the predicted Gaussian distribution mean value.

As we compute the loss function by taking the mean absolute error of the noise term ϵ_θ into account, we can express the mean value $\boldsymbol{\mu}_\theta$ in terms of the noise term ϵ_θ as follows:

$$\boldsymbol{\mu}_\theta(\mathbf{x}_t, t) = \frac{1}{\sqrt{\alpha_t}} \left(\mathbf{x}_t - \frac{1 - \alpha_t}{\sqrt{1 - \bar{\alpha}_t}} \epsilon_\theta(\mathbf{x}_t, t) \right) \quad (4)$$

Therefore, the objective can be written as:

$$\mathcal{L}_t = \mathbb{E}_{t \sim [1, T], \mathbf{x}_0, \epsilon_t} [\|\epsilon_t - \epsilon_\theta(\mathbf{x}_t, t)\|^2] \quad (5)$$

3.2 StoryGen Model

In this section, we first define our considered problem of visual storytelling, then we introduce the core components in our proposed architecture, namely, Style Transfer Module and Visual Context Module, lastly, we present details for training the model with a curriculum learning regime.

3.2.1 Problem Formulation

In visual storytelling, our goal is to generate a sequence of coherent and consistent images that correspond to a given story in the form of natural language. To achieve this, we propose an auto-regressive image generation model, called **StoryGen**, that generates the current frame \mathcal{I}_k by conditioning on both current text description \mathcal{T}_k and the preceding frame \mathcal{I}_{k-1} , as illustrated in Figure 2. The model is formulated as follows:

$$\begin{aligned} \{\hat{\mathcal{I}}_1, \hat{\mathcal{I}}_2, \dots, \hat{\mathcal{I}}_L\} &= \Phi_{\text{StoryGen}}(\{\mathcal{T}_1, \mathcal{T}_2, \dots, \mathcal{T}_L\}; \Theta), \\ &= \psi_{\text{SDM}}(\hat{\mathcal{I}}_1 | \mathcal{T}_1; \theta) \dots \psi_{\text{SDM}}(\hat{\mathcal{I}}_k | \hat{\mathcal{I}}_{k-1}, \mathcal{T}_k; \theta) \dots \psi_{\text{SDM}}(\hat{\mathcal{I}}_L | \hat{\mathcal{I}}_{L-1}, \mathcal{T}_L; \theta) \end{aligned}$$

Here, $\{\mathcal{T}_1, \mathcal{T}_2, \dots, \mathcal{T}_L\}$ represents the given story in text sentences, $\{\hat{\mathcal{I}}_1, \hat{\mathcal{I}}_2, \dots, \hat{\mathcal{I}}_L | \hat{\mathcal{I}}_i \in \mathbb{R}^{H \times W \times 3}\}$ denotes the generated storybook, H, W refer to the width and height, respectively. $\psi_{\text{SDM}}(\cdot)$ denotes a

semi-frozen stable diffusion model (SDM), with a small number of newly-added trainable parameters (θ). It takes randomly sampled Gaussian noise, text description and the preceding image as inputs, and generates a coherent image sequence that aligns with the story’s narrative. In the following sections, we present architecture details for one-step generation conditioned on text and image.

3.2.2 Architecture Details

Generally speaking, our model is built upon the foundation of a stable diffusion model (SDM), that has been pre-trained on a large number of paired image-caption samples, to gradually transform the noisy latent into an image. To tackle the problem of open-ended visual storytelling, we introduce two computational modules, namely, Style Transfer Module, and Visual Context Module, that enables the model to condition on not only text descriptions, but also the preceding RGB frame, as shown in Figure 2. Formally, we can express the generation procedure as:

$$\mathcal{I}_k = \psi_{\text{SDM}}(\hat{\mathcal{I}}_k | \hat{\mathcal{I}}_{k-1}, \mathcal{T}_k) = \psi_{\text{SDM}}(\mathbf{x}, \phi_{\text{text}}(\mathcal{T}_k), \phi_{\text{vis}}(\hat{\mathcal{I}}_{k-1}))$$

where, \mathbf{x} , $\phi_{\text{text}}(\cdot)$ and $\phi_{\text{vis}}(\cdot)$ denote the noisy latent, encoded text description and preceding image.

Style Transfer Module. To steer a pre-trained stable diffusion model towards the style of children’s storybooks, we propose to insert a lightweight, LoRA-like [13] architecture into the text conditioning module, effectively acting for style transfer. This can be expressed as:

$$Q = W^Q \cdot \mathbf{x} + \Delta Q, K = W^K \cdot \mathcal{C}_k^{\text{text}} + \Delta K, V = W^V \cdot \mathcal{C}_k^{\text{text}} + \Delta V, \text{ where } \mathcal{C}_k^{\text{text}} = \phi_{\text{text}}(\mathcal{T}_k)$$

W^Q, W^K and W^V denote the projection matrices, adopted from the text conditioning module in pre-trained stable diffusion model. $\phi_{\text{text}}(\cdot)$ and $\mathcal{C}_k^{\text{text}}$ refer to the pre-trained CLIP text encoder and extracted text embedding, respectively. $\Delta Q, \Delta K$ and ΔV are calculated by a learnable projection of $\mathbf{x}, \mathcal{C}_k^{\text{text}}$ and $\mathcal{C}_k^{\text{text}}$, resembling LoRA operations.

Visual Context Module. In order to generate visually coherent images, we insert a visual context module after the text conditioning, specifically, it is a transformer decoder comprising a self-attention layer, a cross-attention layer, and a feed-forward network, where the cross-attention layer employs a casual attention mechanism by using the noisy latent as query and the visual features of the previous frame as key and value, which can be formally denoted as:

$$Q = W^Q \cdot \mathbf{x}, K = W^K \cdot \mathcal{C}_k^{\text{vis}}, V = W^V \cdot \mathcal{C}_k^{\text{vis}}, \text{ where } \mathcal{C}_k^{\text{vis}} = \phi_{\text{vis}}(\mathcal{I}_{k-1})$$

W^Q, W^K and W^V refer to three learnable projection matrices, $\phi_{\text{vis}}(\cdot)$ and $\mathcal{C}_k^{\text{vis}}$ denotes the pre-trained CLIP visual encoder and extracted visual features. It is worth noting that the visual context module can also extend to multiple condition frames by concatenating their CLIP features as visual contexts.

Training Objective. At training stage, we randomly sample a triplet each time, *i.e.*, $\{\mathcal{I}_k, \mathcal{I}_{k-1}, \mathcal{T}_k\}$, and the objective defined in Eq. 5 can now be transformed into:

$$\mathcal{L}_t = \mathbb{E}_{t \sim [1, T], \mathbf{x}_0, \epsilon_t, \mathcal{C}_k^{\text{vis}}, \mathcal{C}_k^{\text{text}}} \left[\|\epsilon_t - \epsilon_{\theta}(\mathbf{x}_t, t, \mathcal{C}_k^{\text{vis}}, \mathcal{C}_k^{\text{text}})\|^2 \right] \quad (6)$$

and as we adopt classifier-free guidance [11] in inference, the predicted noise can be expressed as:

$$\bar{\epsilon}_{\theta}(\mathbf{x}_t, t, \mathcal{C}_k^{\text{vis}}, \mathcal{C}_k^{\text{text}}) = (w + 1)\epsilon_{\theta}(\mathbf{x}_t, t, \mathcal{C}_k^{\text{vis}}, \mathcal{C}_k^{\text{text}}) - w\epsilon_{\theta}(\mathbf{x}_t, t) \quad (7)$$

where w is the guidance scale.

3.2.3 Curriculum Learning

In this section, we describe the three-stage training strategy, that includes single-frame pre-training, multiple-frame fine-tuning, and alignment with human feedback. This curriculum learning approach enables the model to gradually learn from simple to complex tasks, ultimately improving its ability to generate high-quality images that align with the given story narratives. Details for our proposed curriculum learning are presented below.

Single-frame Pre-training. We start by training the style transfer module, which has been inserted into the text conditioning module of a pre-trained stable diffusion model, in a single-frame manner. At this pre-training stage, we do not introduce the visual context module, and freeze all other parameters except for the LoRA-like plug-in. This training stage allows us to quickly adjust to the desired visual

style and character appearance in storybooks, while also maintaining the generation ability of the pre-trained stable diffusion model.

Multiple-frame Fine-tuning. Here, we fine-tune the visual context module while freezing other parameters of the model. Till this point, this allows the generation procedure to utilize information from either the text description or the preceding frame. In order to avoid the model from overfitting the text descriptions, that is, only the text is used as the condition for generation while the visual feature of the preceding frame is ignored, we adopt a technique inspired by BERT training [15], randomly dropping some words in the text with a certain probability. The entire visual context module is fine-tuned during this stage.

Fine-tuning with Human Feedback. After multiple-frame fine-tuning, the model has developed basic storybook generation capabilities. To avoid generating potentially scary, toxic or biased content, we also propose to align the model with human preference. Specifically, we prompt ChatGPT to synthesize approximately 800 storylines and use our model to generate the corresponding visual storybooks. Then we use PickScore [16] to filter out candidates with the best image quality and manually select a total of 4,000 image-text pairs. After that, we add them to the training set for further fine-tuning. In future work, we hope to generate larger-scale visual storybooks to further improve the gains brought by human feedback.

Inference. With the three-stage training regime, we can streamline the entire inference process into a unified generation framework. As shown in Figure 1, at inference time, we can prompt ChatGPT to generate engaging, yet educational storylines, and synthesize the first image using a single-frame approach with only style transfer module involved; the previously synthesized frames, along with the story description at current step, are treated as conditions to generate the image sequence in an auto-regressive manner. Experimentally, our proposed StoryGen is shown to generate images that align with the storyline, as well as maintain consistency with previously generated frames.

4 Dataset Preparation

For training visual storytelling model, we collect a dataset called **StorySalon**, that contains approximately 2,000 storybooks and more than 35,000 well-aligned text-image pairs. This dataset is comprised of storybooks with potentially aligned text and image pairs, sourced from three different sources: video data, E-book data, and additional synthetic data from human feedback.

4.1 Image-text Data from Videos & E-books

Here, we elaborate the procedure of extracting paired image-text samples from YouTube videos and E-books (pdf and corresponding audios available).

Visual Frame Extraction. To begin with, we download a significant amount of videos and subtitles from YouTube, by querying keywords related to children’s stories, for example, *storytime*. We then extract the keyframes from the videos, along with the corresponding subtitles and their timestamps. To remove duplicate frames, we extract ViT features for each frame using pre-trained DINO [24], for the image groups with high similarity score, we only keep one of them. Next, we use YOLOv7 [46] to segment and remove person frames and headshots, as they often correspond to the story-teller and are unrelated to the content of the storybook. Finally, we manually screen out frames that are entirely white or black. Similarly, we also acquire a number of electronic storybooks from the Internet, and extract images from E-books, except for those with extraneous information, for example, the authorship page. We acquire the corresponding text description with Whisper [32] from the audio file. For E-books that do not have corresponding audio files, we use OCR algorithms, to directly recognize the text on each page.

Visual-Language Alignment. For each image, we acquire two types of text descriptions, namely, story-level description, and visual description. This is based on our observation that there actually exists semantic gap between story narrative and descriptive text, for example, the same image can be well described as *"The cat is isolated by others, sitting alone in front of a village."* in the story, or *"A black cat sits in front of a number of houses."* as visual description, therefore, directly finetuning stable diffusion model with story narrative may be detrimental to its pre-trained text-image alignment.

In practice, to get story-level paired image-text samples, we align the subtitles with visual frames by using Dynamic Time Warping (DTW) algorithm [26]. To get visual descriptions, we use ChatCap-



Figure 3: **Dataset Pipeline Overview.** The **left** figure provides an overview of the complete dataset collection pipeline. Unstructured metadata sourced from the Internet undergoes a series of steps including visual frame extraction, visual-language alignment and visual frame post-processing, resulting in properly aligned image-text pairs. The **right** figure displays several examples of video data, E-book data, and synthetic samples from our StorySalon dataset. The accompanying texts represent their corresponding textual contents, respectively.

tioner [54] to generate captions for each image, as shown in Figure 3. At training time, this allows us to substitute the original story with more accurate and descriptive captions.

Visual Frame Post-processing. In practice, we observe that book pages and borders in the frames can potentially interfere with our image generation model by having story texts printed on them. To address this, we use an OCR detector to identify the text regions in the frames and an image inpainting model to fill in the text and headshot regions. This process results in more precise image-text pairs that can be fed into the diffusion model.

4.2 Additional Synthetic Data from Human Feedback

As outlined in Section 3.2.3, we use the model (trained after two stages) to generate a set of new storybooks, and incorporate human feedback into the fine-tuning process. Following a rigorous manual review, we carefully select the best pieces, and add them into the training dataset. This allows us to continually improve the quality of our model and ensure that it produces engaging, yet educational storybooks, that align with human preferences.

4.3 Discussion

Given the diversity of our data sources and data types, the StorySalon dataset exhibits a significantly broader range of visual styles and character appearances over other animation-specific datasets. Moreover, our dataset surpasses others in terms of language vocabulary by a substantial margin. Notably, we provide visual descriptions in addition to narrative storylines, which helps to preserve the text-image alignment in the process of adapting to the art style of storybooks.

5 Experiment

In this section, we start by describing our experimental settings, then compare with other models from three different perspectives: style, quality and coherence with quantitative and subjective human evaluation. Additionally, we present the results for ablation experiments to prove the effectiveness of our proposed training regime.

5.1 Training Settings

Our model is based on publicly released stable diffusion checkpoints, with a learning rate of 1×10^{-5} and a batch size of 512. We begin with a single-frame pre-training stage, which involves 10,000 iterations on 8 NVIDIA RTX3090. In the multiple-frame fine-tuning stage, we train the model for 40,000 iterations using a single preceding image as visual condition. To improve the robustness of the training procedure, we apply a 10% ~ 30% words dropout with a probability to the texts in the current frames. We also fine-tune the model with human feedback on the training set with 800

| Model | FID ↓ | Align. ↑ | Style ↑ | Content ↑ | Quality ↑ | Pref. |
|-----------------|---------------|-------------|-------------|-------------|-------------|---------------|
| GT | - | 4.22 | 4.68 | 4.34 | 4.32 | - |
| StoryGen | 120.01 | 4.02 | 3.82 | 3.67 | 3.53 | 70.42% |
| Prompt-SDM | 167.21 | 3.45 | 2.25 | 2.64 | 3.21 | 16.11% |
| SDM | 184.01 | 3.28 | 2.56 | 2.57 | 3.49 | 13.47% |

| Model | FID ↓ |
|-----------------|--------------|
| StoryGen-Single | 73.76 |
| StoryGen | 66.60 |
| StoryGen-hf | 66.41 |
| StoryGen-HF | 65.97 |

Table 1: **Comparison results of FID and human evaluation.** GT stands for the ground truth from the training set. SDM denotes Stable Diffusion and Prompt-SDM denotes SDM with cartoon-style-directed prompts. Align. and Pref. represent the abbreviations of Text-image alignment and Preference respectively.

Table 2: **Ablation study** on Visual Context Module and human feedback. StoryGen-HF denotes augmented StoryGen-hf with more samples.

generated storybooks added for 5,000 iterations. During inference, we utilize DDIM sampling and classifier-free guidance with a weight of 6.0.

5.2 Quantitative Results

To evaluate the quality of our generated image sequences, we adopt the widely-used Fréchet Inception Distance (FID) score [8]. However, as there is no standardized metric for evaluating the consistency of images, we include human evaluation for comparison.

Fréchet Inception Distance (FID). We present a comparison of the FID scores between our model and other existing ones, including Stable Diffusion Model (SDM) and **Propmt-SDM**, which conditions on an additional cartoon-style-directed prompt "*A cartoon style image*". Specifically, we employ ChatGPT to acquire 100 distinct storylines and employ the three models to generate the corresponding images. The FID score is computed between the distribution of the generated images and the StorySalon test set. For the images generated by SDM and Prompt-SDM, we select the images based on the metric proposed in PickScore [16]. PickScore is a CLIP-based [31] scoring function that has been trained on a dataset consisting exclusively of text-to-image generated images. It has demonstrated exceptional predictive capability in identifying the generated images that align closely with human preferences. Therefore, PickScore is highly appropriate for selecting the results generated by SDM. Each chosen image is selected from a pool of 20 candidates.

Human Evaluation. We conduct two types of human evaluation experiments to assess the quality of our generated visual storybooks. To mitigate bias, participants are unaware of the type of storybooks they are evaluating during these two human evaluation experiments. In both experiments, we have invited approximately 30 participants in total. To be specific, we prompt ChatGPT to produce multiple storylines and utilize our StoryGen model along with the two variants of stable diffusion to generate corresponding sequences of images:

In the *first* experiment, we randomly select an equal number of samples from our collected StorySalon dataset, generated results from our StoryGen, and the synthesized results of SDM and Prompt-SDM. Each time we randomly sample a visual storybook from these four sources, and participants are then invited to rate the sample with a score ranging from 1 to 5, taking into account text-image alignment, style consistency, content consistency, and image quality. Higher scores indicate better samples. Similar to the FID experiments mentioned earlier, we employ PickScore to filter the generated results of SDM and Prompt-SDM.

In the *second* experiment, each time we randomly sample a storyline and its three corresponding visual storybooks generated by StoryGen, SDM and Prompt-SDM. Participants are invited to rank and select their preferred generated result among these three different image sequences of the same storyline, based on their personal preference.

Results Analysis. As shown in Table 1, we present the results of FID and human evaluation. Our StoryGen model outperforms the original stable diffusion models (SDM) and Prompt-SDM by a large margin both in FID and human evaluation metrics. Our model has shown significant performance improvement in its overall score compared to stable diffusion models, especially in terms of consistency and alignment, indicating that it can generate images that are highly consistent with the given text prompts and visual contexts, thus better exploiting the contextual information.

Ablation Studies. In order to demonstrate the efficiency of the context module and fine-tuning with human feedback, in ablation studies, we conduct a comparison of the Fréchet Inception Distance (FID)

scores among several variants of our model: (i) the single-frame model without the context module, marked as **StoryGen-Single**, which solely incorporates the text module in conjunction with the fine-tuned style transfer module, without integrating the context module to capture context information from preceding frames. (ii) our naive StoryGen model without human feedback (**StoryGen**), (iii) our StoryGen model with human feedback (**StoryGen-hf**), which only exploits a limited number of human feedback data samples (100 books and 600 pairs). (iv) our StoryGen model with augmented human feedback (**StoryGen-HF**), which utilizes an extended version of human feedback (800 books and 4,000 pairs). Consequently, we employ PickScore to filter the generation results of all these models. The FID score is calculated by comparing their generation results on the test set of StorySalon. Specifically, the test set is utilized as a group of two image-text pairs and we generate the current frame conditioned on the text prompt and the preceding frame.

The findings presented in Table 2 demonstrate that the inclusion of the context module not only enhances the consistency of the context, but also improves the quality of the generated images. Moreover, the process of fine-tuning the model with augmented human feedback leads to further improvements in model performance. Consequently, the establishment of a pipeline for incorporating human feedback enables better alignment between the model and human preferences, ultimately elevating the model’s performance to a higher standard.

5.3 Qualitative Results

In Figure 4, we present the visualization results, showing that our model can generate visual storybooks with a broad vocabulary, while maintaining coherence and consistency throughout the narrative. The generated images successfully maintain the consistency of the artistic style and character appearance, whereas the results from SDM and Prompt-SDM fail to do so. Moreover, the style of generated results from SDM is also incongruent with the requirements of visual storytelling for children.

6 Conclusion


In this paper, we consider an interesting, yet challenging task, known as *open-ended visual storytelling*, which involves generating a sequence of consistent images that tell a coherent visual story based on the given storyline. Our proposed **StoryGen** architecture can take input from the preceding frame along with the text prompt to generate the current frame in an auto-regressive manner. A three-stage curriculum training strategy has been introduced for effective training and alignment with human preference. Due to the limitations of datasets in previous works, we have also collected a large-scale, diverse dataset named **StorySalon** that includes paired image-text samples sourced from storybook data from videos, E-books and synthesized samples. The StorySalon dataset possesses a diverse vocabulary of storylines, character appearances and artistic styles. While comparing with stable diffusion models with qualitative experiment, quantitative experiment and human evaluation, our proposed model substantially outperform existing models, from the perspective of image quality, style consistency, content consistency, and image-language alignment.

Broader Impacts. The potential impact of our visual storytelling model on society lies in several aspects. First, our proposed StoryGen model is a diffusion-based generative model, although we have made great efforts to align the model’s outputs with human preferences, it may inevitably suffer from some common problems of generative models such as data bias. If the training data contains biased or discriminatory content, the model may inadvertently generate narratives and images that reinforce harmful stereotypes or prejudices, leading to negative social implications and reinforcing inequalities. However, on the other hand, our storytelling model also has some positive impacts on the industry of creation and education: The widespread application of our visual storytelling model has the potential of inspiring creators and artists to create future visual storybooks that are rich in basic knowledge, having a profound impact on children’s early education.

Limitations. Training a large-scale foundation generative model requires a large amount of data and computing resources. Although we have established a comprehensive data collection and human feedback augmentation pipeline, and trained StoryGen on the basis of the pre-trained SDM model, its scalability is still limited. In the future, we hope to collect and generate data for training in a more automatic and efficient manner. In addition, our research on generating coherent visual stories is preliminary, it occasionally lacks robustness in preserving character consistency for objects that are not commonly seen during training. Addressing these challenges is an important focus for our future



(a) A story of a {white dog}: (1) Once upon a time, in a small village, there lived a white dog. It had pure white fur that sparkled in the sunlight. (2) The white dog was loved by all the villagers. Children would play with it, and adults would often walk it around the village. (3) One day, while the white dog was taking a walk, it heard a cry for help. It followed the sound and found a young boy who had fallen into a deep pit. The white dog quickly sprang into action and started barking loudly to get the attention of the villagers. (4) Within minutes, a group of villagers gathered around the pit and lowered a rope to rescue the boy. (5) From that day onwards, the white dog was regarded as a hero in the village. (6) Eventually, the white dog became old. But even in its old age, the white dog would still wag its tail whenever it saw a child or heard someone call its name. (7) The white dog passed away peacefully, surrounded by the love and affection of the entire village.



(b) A story of a {boy with yellow hair}: (1) Once upon a time, there was a boy with yellow hair as bright as the sun. (2) The boy loved his yellow hair, even though other children teased him for looking different. (3) One day, as the boy was walking through the forest, he stumbled upon a magical vase. When he touched the vase, he suddenly shrunk down to the size of a bug. (4) Scared and confused, the boy tried to find his way back to his normal size. He wandered through the forest, until he came across a wise old rabbit. (5) The rabbit taught him a special spell to grow back to his normal size. The boy was grateful for the rabbit's kindness. (6) As the boy regained his size, he realized that his yellow hair had grown even brighter because of the magical vase. He ran back to his village, excited to show off his hair. (7) But when the children saw his hair, they no longer wanted to tease him. They were amazed by the boy's bold and beautiful yellow hair. From that day forward he had grown to understand that being different is what makes us special, and he embraced his uniqueness with pride.

Figure 4: **Qualitative Comparison with other baselines.** The images in green, orange and blue boxes are generated by SDM, Prompt-SDM and StoryGen respectively. Our results have superior style and content consistency, text-image alignment, and image quality.

work, and with the improvement of computing resources, finetuning the whole generative foundation model, for example, SDM, may be one of the feasible solutions.

References

- [1] Omri Avrahami, Dani Lischinski, and Ohad Fried. Blended diffusion for text-driven editing of natural images. In *Proceedings of the IEEE/CVF Conference on Computer Vision and Pattern Recognition*, pages 18208–18218, 2022. 3
- [2] Tim Brooks, Aleksander Holynski, and Alexei A Efros. Instructpix2pix: Learning to follow image editing instructions. *arXiv preprint arXiv:2211.09800*, 2022. 3
- [3] Hong Chen, Rujun Han, Te-Lin Wu, Hideki Nakayama, and Nanyun Peng. Character-centric story visualization via visual planning and token alignment. *arXiv preprint arXiv:2210.08465*, 2022. 3
- [4] K. Dickinson David, A. Griffith Julie, Golinkoff Roberta, Michnick, and Hirsh-Pasek Kathy. How reading books fosters language development around the world. *Child Development Research*, 2012. 1

- [5] Patrick Esser, Johnathan Chiu, Parmida Atighehchian, Jonathan Granskog, and Anastasis Germanidis. Structure and content-guided video synthesis with diffusion models. *arXiv preprint arXiv:2302.03011*, 2023. 3
- [6] Ian Goodfellow, Jean Pouget-Abadie, Mehdi Mirza, Bing Xu, David Warde-Farley, Sherjil Ozair, Aaron Courville, and Yoshua Bengio. Generative adversarial networks. *Communications of the ACM*, 2020. 3
- [7] Amir Hertz, Ron Mokady, Jay Tenenbaum, Kfir Aberman, Yael Pritch, and Daniel Cohen-Or. Prompt-to-prompt image editing with cross attention control. *arXiv preprint arXiv:2208.01626*, 2022. 3
- [8] Martin Heusel, Hubert Ramsauer, Thomas Unterthiner, Bernhard Nessler, and Sepp Hochreiter. Gans trained by a two time-scale update rule converge to a local nash equilibrium. *Advances in Neural Information Processing Systems*, 2017. 8
- [9] Jonathan Ho, William Chan, Chitwan Saharia, Jay Whang, Ruiqi Gao, Alexey Gritsenko, Diederik P Kingma, Ben Poole, Mohammad Norouzi, David J Fleet, et al. Imagen video: High definition video generation with diffusion models. *arXiv preprint arXiv:2210.02303*, 2022. 1, 3
- [10] Jonathan Ho, Ajay Jain, and Pieter Abbeel. Denoising diffusion probabilistic models. *Advances in Neural Information Processing Systems*, 2020. 3
- [11] Jonathan Ho and Tim Salimans. Classifier-free diffusion guidance. *arXiv preprint arXiv:2207.12598*, 2022. 5
- [12] Jonathan Ho, Tim Salimans, Alexey Gritsenko, William Chan, Mohammad Norouzi, and David J Fleet. Video diffusion models. *arXiv preprint arXiv:2204.03458*, 2022. 3
- [13] Edward J Hu, Yelong Shen, Phillip Wallis, Zeyuan Allen-Zhu, Yuanzhi Li, Shean Wang, Lu Wang, and Weizhu Chen. Lora: Low-rank adaptation of large language models. *arXiv preprint arXiv:2106.09685*, 2021. 5
- [14] Bahjat Kavar, Shiran Zada, Oran Lang, Omer Tov, Huiwen Chang, Tali Dekel, Inbar Mosseri, and Michal Irani. Imagic: Text-based real image editing with diffusion models. *arXiv preprint arXiv:2210.09276*, 2022. 3
- [15] Jacob Devlin Ming-Wei Chang Kenton and Lee Kristina Toutanova. Bert: Pre-training of deep bidirectional transformers for language understanding. In *Proceedings of NAACL-HLT*, pages 4171–4186, 2019. 6
- [16] Yuval Kirstain, Adam Polyak, Uriel Singer, Shahbuland Matiana, Joe Penna, and Omer Levy. Pick-a-pic: An open dataset of user preferences for text-to-image generation. *arXiv preprint arXiv:2305.01569*, 2023. 6, 8
- [17] Bowen Li. Word-level fine-grained story visualization. In *Proceedings of the European Conference on Computer Vision*, 2022. 3
- [18] Yitong Li, Zhe Gan, Yelong Shen, Jingjing Liu, Yu Cheng, Yuexin Wu, Lawrence Carin, David Carlson, and Jianfeng Gao. Storygan: A sequential conditional gan for story visualization. In *Proceedings of the IEEE Conference on Computer Vision and Pattern Recognition*, 2019. 2, 3
- [19] Ziyi Li, Qinye Zhou, Xiaoyun Zhang, Ya Zhang, Yanfeng Wang, and Weidi Xie. Guiding text-to-image diffusion model towards grounded generation. *arXiv preprint arXiv:2301.05221*, 2023. 3
- [20] Andreas Lugmayr, Martin Danelljan, Andres Romero, Fisher Yu, Radu Timofte, and Luc Van Gool. Repaint: Inpainting using denoising diffusion probabilistic models. In *Proceedings of the IEEE/CVF Conference on Computer Vision and Pattern Recognition*, pages 11461–11471, 2022. 3
- [21] Adyasha Maharana and Mohit Bansal. Integrating visuospatial, linguistic, and commonsense structure into story visualization. In *Proceedings of the 2021 Conference on Empirical Methods in Natural Language Processing*, 2021. 3
- [22] Adyasha Maharana, Darryl Hannan, and Mohit Bansal. Improving generation and evaluation of visual stories via semantic consistency. In *Proceedings of the 2021 Conference of the North American Chapter of the Association for Computational Linguistics: Human Language Technologies*, 2021. 3
- [23] Adyasha Maharana, Darryl Hannan, and Mohit Bansal. Storydall-e: Adapting pretrained text-to-image transformers for story continuation. In *Proceedings of the European Conference on Computer Vision*, 2022. 2, 3
- [24] Caron Mathilde, Hugo Touvron, Ishan Misra, Hervé Jégou, Julien Mairal, Piotr Bojanowski, and Armand Joulin. Emerging properties in self-supervised vision transformers. In *Proceedings of the International Conference on Computer Vision*, 2021. 6
- [25] Chenlin Meng, Yutong He, Yang Song, Jiaming Song, Jiajun Wu, Jun-Yan Zhu, and Stefano Ermon. Sdedit: Guided image synthesis and editing with stochastic differential equations. In *International Conference on Learning Representations*, 2021. 3
- [26] Meinard Müller. Dynamic time warping. *Information retrieval for music and motion*, 2007. 6

- [27] Alex Nichol, Prafulla Dhariwal, Aditya Ramesh, Pranav Shyam, Pamela Mishkin, Bob McGrew, Ilya Sutskever, and Mark Chen. Glide: Towards photorealistic image generation and editing with text-guided diffusion models. *arXiv preprint arXiv:2112.10741*, 2021. 3
- [28] Alexander Quinn Nichol and Prafulla Dhariwal. Improved denoising diffusion probabilistic models. In *International Conference on Machine Learning*, 2021. 3
- [29] Xichen Pan, Pengda Qin, Yuhong Li, Hui Xue, and Wenhui Chen. Synthesizing coherent story with auto-regressive latent diffusion models. *arXiv preprint arXiv:2211.10950*, 2022. 2, 3
- [30] Alec Radford, Jong Wook Kim, Chris Hallacy, Aditya Ramesh, Gabriel Goh, Sandhini Agarwal, Girish Sastry, Amanda Askell, Pamela Mishkin, Jack Clark, et al. Learning transferable visual models from natural language supervision. In *Proceedings of the International Conference on Machine Learning*, 2021. 3
- [31] Alec Radford, Jong Wook Kim, Chris Hallacy, Aditya Ramesh, Gabriel Goh, Sandhini Agarwal, Girish Sastry, Amanda Askell, Pamela Mishkin, Jack Clark, et al. Learning transferable visual models from natural language supervision. In *Proceedings of the International Conference on Machine Learning*, 2021. 8
- [32] Alec Radford, Jong Wook Kim, Tao Xu, Greg Brockman, Christine McLeavey, and Ilya Sutskever. Robust speech recognition via large-scale weak supervision. *arXiv preprint arXiv:2212.04356*, 2022. 6
- [33] Colin Raffel, Noam Shazeer, Adam Roberts, Katherine Lee, Sharan Narang, Michael Matena, Yanqi Zhou, Wei Li, and Peter J Liu. Exploring the limits of transfer learning with a unified text-to-text transformer. *The Journal of Machine Learning Research*, 2020. 3
- [34] Aditya Ramesh, Prafulla Dhariwal, Alex Nichol, Casey Chu, and Mark Chen. Hierarchical text-conditional image generation with clip latents. *arXiv preprint arXiv:2204.06125*, 2022. 3
- [35] Aditya Ramesh, Mikhail Pavlov, Gabriel Goh, Scott Gray, Chelsea Voss, Alec Radford, Mark Chen, and Ilya Sutskever. Zero-shot text-to-image generation. In *International Conference on Machine Learning*, 2021. 1, 3
- [36] Elad Richardson, Gal Metzer, Yuval Alaluf, Raja Giryes, and Daniel Cohen-Or. Texture: Text-guided texturing of 3d shapes. *arXiv preprint arXiv:2302.01721*, 2023. 3
- [37] Robin Rombach, Andreas Blattmann, Dominik Lorenz, Patrick Esser, and Bjorn Ommer. High-resolution image synthesis with latent diffusion models. In *Proceedings of the IEEE Conference on Computer Vision and Pattern Recognition*, 2022. 1, 3
- [38] Olaf Ronneberger, Philipp Fischer, and Thomas Brox. U-net: Convolutional networks for biomedical image segmentation. In *Medical Image Computing and Computer-Assisted Intervention—MICCAI 2015: 18th International Conference, Munich, Germany, October 5–9, 2015, Proceedings, Part III* 18, 2015. 3
- [39] Chitwan Saharia, William Chan, Saurabh Saxena, Lala Li, Jay Whang, Emily L Denton, Kamyar Ghasemipour, Raphael Gontijo Lopes, Burcu Karagol Ayan, Tim Salimans, et al. Photorealistic text-to-image diffusion models with deep language understanding. *Advances in Neural Information Processing Systems*, 2022. 3
- [40] Uriel Singer, Adam Polyak, Thomas Hayes, Xi Yin, Jie An, Songyang Zhang, Qiyuan Hu, Harry Yang, Oron Ashual, Oran Gafni, et al. Make-a-video: Text-to-video generation without text-video data. *arXiv preprint arXiv:2209.14792*, 2022. 3
- [41] Jascha Sohl-Dickstein, Eric Weiss, Niru Maheswaranathan, and Surya Ganguli. Deep unsupervised learning using nonequilibrium thermodynamics. In *International Conference on Machine Learning*, 2015. 3
- [42] Jiaming Song, Chenlin Meng, and Stefano Ermon. Denoising diffusion implicit models. *arXiv preprint arXiv:2010.02502*, 2020. 3
- [43] Gabrielle A. Strouse, Angela Nyhout, and Patricia A. Ganea. The role of book features in young children’s transfer of information from picture books to real-world contexts. *Frontiers in Psychology*, 2018. 1
- [44] Aaron Van Den Oord, Oriol Vinyals, et al. Neural discrete representation learning. *Advances in neural information processing systems*, 2017. 3
- [45] Ashish Vaswani, Noam Shazeer, Niki Parmar, Jakob Uszkoreit, Llion Jones, Aidan N Gomez, Łukasz Kaiser, and Illia Polosukhin. Attention is all you need. *Advances in neural information processing systems*, 2017. 3
- [46] Chien-Yao Wang, Alexey Bochkovskiy, and Hong-Yuan Mark Liao. Yolov7: Trainable bag-of-freebies sets new state-of-the-art for real-time object detectors. *arXiv preprint arXiv:2207.02696*, 2022. 6
- [47] Max Welling and Yee W Teh. Bayesian learning via stochastic gradient langevin dynamics. In *Proceedings of the 28th international conference on machine learning (ICML-11)*, 2011. 3

- [48] Jay Zhangjie Wu, Yixiao Ge, Xintao Wang, Weixian Lei, Yuchao Gu, Wynne Hsu, Ying Shan, Xiaoju Qie, and Mike Zheng Shou. Tune-a-video: One-shot tuning of image diffusion models for text-to-video generation. *arXiv preprint arXiv:2212.11565*, 2022. 3
- [49] Shaoan Xie, Zhifei Zhang, Zhe Lin, Tobias Hinz, and Kun Zhang. Smartbrush: Text and shape guided object inpainting with diffusion model. *arXiv preprint arXiv:2212.05034*, 2022. 3
- [50] Tao Xu, Pengchuan Zhang, Qiuyuan Huang, Han Zhang, Zhe Gan, Xiaolei Huang, and Xiaodong He. Attngan: Fine-grained text to image generation with attentional generative adversarial networks. In *Proceedings of the IEEE Conference on Computer Vision and Pattern Recognition*, 2018. 3
- [51] Shengming Yin, Chenfei Wu, Huan Yang, Jianfeng Wang, Xiaodong Wang, Minheng Ni, Zhengyuan Yang, Linjie Li, Shuguang Liu, Fan Yang, et al. Nuwa-xl: Diffusion over diffusion for extremely long video generation. *arXiv preprint arXiv:2303.12346*, 2023. 3
- [52] Han Zhang, Tao Xu, Hongsheng Li, Shaoting Zhang, Xiaogang Wang, Xiaolei Huang, and Dimitris N Metaxas. Stackgan: Text to photo-realistic image synthesis with stacked generative adversarial networks. In *Proceedings of the International Conference on Computer Vision*, 2017. 3
- [53] Han Zhang, Tao Xu, Hongsheng Li, Shaoting Zhang, Xiaogang Wang, Xiaolei Huang, and Dimitris N Metaxas. Stackgan++: Realistic image synthesis with stacked generative adversarial networks. *IEEE transactions on pattern analysis and machine intelligence*, 2018. 3
- [54] Deyao Zhu, Jun Chen, Kilichbek Haydarov, Xiaoqian Shen, Wenxuan Zhang, and Mohamed Elhoseiny. Chatgpt asks, blip-2 answers: Automatic questioning towards enriched visual descriptions. *arXiv preprint arXiv:2303.06594*, 2023. 7

Appendix

A Dataset Statistics

In Section A.1, we will present additional details of our **StorySalon** dataset. Subsequently, we will demonstrate the statistical observations about the vocabulary of our dataset in Section A.2.

A.1 Dataset Overview

As described in the main text, our dataset consists of three components: the video component, the E-book component, and the synthetic sample component. Our statistical analysis within this section will exclusively concentrate on the video and E-book components, as we will enrich the dataset with novel synthetic samples progressively. The basic version of our dataset (without synthetic data) comprises a total of 2,184 storybooks of 34,860 text-image pairs. Specifically, the video component consists of 1,286 storybooks of 21,778 text-image pairs, whereas the E-book component comprises 898 storybooks of 13,082 text-image pairs. We divide the dataset into train and test sets following a 9 : 1 ratio. Both the video and E-book components are randomly split into train and test sets according to this proportion.

A.2 Vocabulary Statistics

We conduct an analysis on the number of distinct entities featured in the storybooks and text-image pairs. To further check these categories with the most occurrence, we have divided them into more specific sub-categories. For instance, within the *Human* category, we have further classified individuals as *Boy*, *Girl*, *Man*, and *Woman*. This statistic is still about the video and E-book components here.

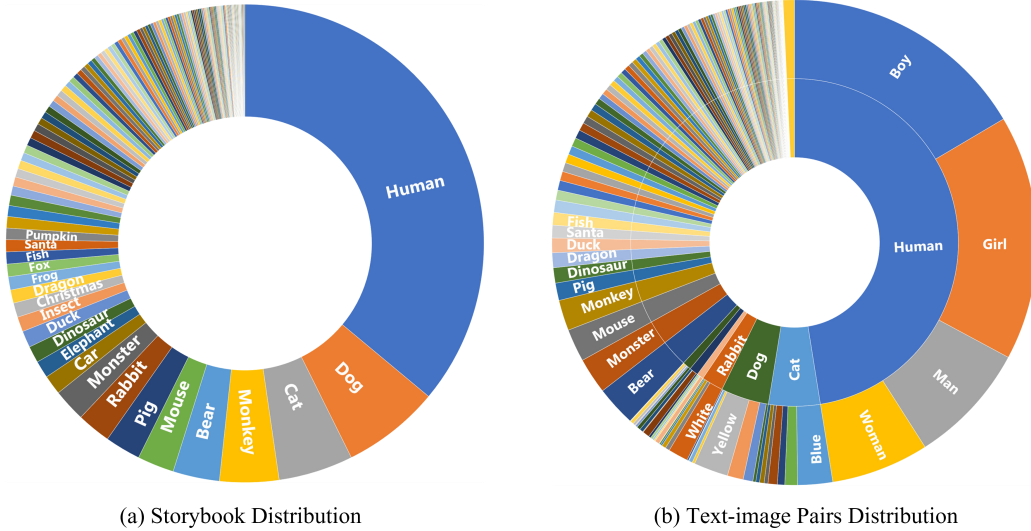


Figure 5: Distribution of storybooks and text-image pairs classified by the main character in our collected StorySalon dataset.

The distribution of the entities is illustrated in Figure 5. Our findings reveal a total of 178 unique categories of main entities. Notably, in our 2,184 storybooks, the five categories with the highest frequency among storybooks include *Human* (928), *Dog* (170), *Cat* (130), *Monkey* (103), and *Bear* (81). Similarly, in our 34,860 text-image pairs, the five categories with the highest occurrence among text-image pairs consist of *Human* (20,571), *Cat* (2,203), *Dog* (2,058), *Bear* (1,162), and *Monster* (1,039). Other categories with a high frequency include *Mouse*, *Pig*, *Rabbit* and so on.

B Further Experiments

B.1 More Quantitative Results

As mentioned in Section 3.2.3 and Table 2, in order to demonstrate the efficiency of the context module and human feedback, we conduct quantitative comparisons on several variants of our proposed **StoryGen** and SDM-based baselines. The results are presented in Table 3. We compare the performance of these generative models,

| Model | #Samples | FID ↓ |
|-----------------|--------------------------|--------------|
| SDM | 0 | 115.43 |
| Prompt-SDM | 0 | 101.23 |
| StoryGen-Single | 34,860 | 73.76 |
| StoryGen | 34,860 | 66.60 |
| StoryGen-hf | 35,472 _{↑612} | 66.41 |
| StoryGen-HF | 38,842 _{↑3,370} | 65.97 |

Table 3: **Further quantitative comparison.** #Samples indicates the number of image-text pair has been used for training. Our StoryGen model exhibits superior performance, and this can be further improved with more training samples added via human feedback.

using the Fréchet Inception Distance (FID) metric as our evaluation criterion. The numbers of samples used for extra fine-tuning are also shown in Table 3. It can be observed that our model exhibits superior performance over SDM and Prompt-SDM. The inclusion of the context module and fine-tuning with human feedback also improves the quality of the generated images, and the augment of human feedback leads to further improvements in model performance.

B.2 More Qualitative Results

We provide more visualization samples in this section. As shown in Figure 6, Figure 7, and Figure 8, the results obtained from SDM and Prompt-SDM show a deficiency in maintaining both style and character consistency. StoryGen-Single demonstrates the ability to generate images with similar style, but falls short in preserving the visual attributes of the characters. On the other hand, StoryGen and StoryGen-HF demonstrate a progressive improvement in both consistency and quality, showcasing images that display enhanced coherence and fidelity.




A story of a {white cat}: (1) Once upon a time, in a far-off land, there was a beautiful white cat with big, bright eyes that shone like stars in the night sky. (2) The cat was so pure and spotless that she earned the admiration and love of everyone who saw her. Children would chase after her to pet her soft fur and stroke her tail, while adults would stop in their tracks to admire her beauty. (3) But despite her popularity, the white cat was a quiet and timid creature who kept to herself most of the time. She would spend her days lazing in the sun or exploring the fields and gardens, staying away from trouble and danger. (4) One day, while wandering through the woods, the white cat stumbled upon a magical creature - a unicorn with a golden horn and a shimmering coat. (5) The cat was amazed by the unicorn's beauty and grace and decided to follow her. The unicorn led the cat through a mystical forest with giant mushrooms and glowing fireflies. (6) Eventually, they reached a crystal-clear lake where the cat saw her own reflection in the water and realized just how special she was too. She felt a sense of pride and belonging that she had never experienced before. (7) From that day forward, the white cat was more confident and outgoing. She made new friends and explored new places, certain that her uniqueness was something to be celebrated.

Figure 6: Qualitative Comparison. The images in green, orange, purple, blue, and red boxes are generated by SDM, Prompt-SDM, StoryGen-Single, StoryGen, and StoryGen-HF respectively. The results of our proposed models have exhibited superior style and content consistency, text-image alignment, and image quality.



A story of a {black bear}: (1) Once upon a time, in a dense forest lived a mighty black bear. He was the king of the forest and all the other creatures feared him. The black bear was strong and powerful, with sharp claws and a fierce roar. No one dared to come too close to him. (2) However, the black bear was lonely. He longed for a best friend. One day, he met a small bird who was chirping on a tree branch. The bird was not afraid of the black bear and landed on his paw. (3) The black bear was surprised by the little bird's courage and they quickly became friends. The bird would sit on the bear's head as they explored the forest together. The bear loved listening to the bird's sweet melodies. (4) Years passed and one day, the bird became sick and couldn't sing anymore. (5) The black bear was devastated. He knew he had to do something to help his best friend. So, he searched the forest for medicinal herbs and brought them to the bird's nest. (6) With the bear's care, the bird eventually got better and his beautiful melodies returned. The two friends continued to explore the forest, and the bear realized that true strength comes from the heart, not just from physical power. (7) From that day on, the bear saw all the creatures of the forest as friends rather than potential threats. And despite being the biggest and strongest of them all, the black bear remained humble and kind-hearted.

Figure 7: Qualitative Comparison. The images in green, orange, purple, blue, and red boxes are generated by SDM, Prompt-SDM, StoryGen-Single, StoryGen, and StoryGen-HF respectively. The results of our proposed models have exhibited superior style and content consistency, text-image alignment, and image quality.



A story of an {elephant}: (1) Once upon a time, in a lush green forest, there lived a giant elephant. He was the biggest and strongest of all the animals in the forest. His thick grey skin was tough and his trunk could stretch up to ten feet long! (2) The elephant loved to roam around the forest, trumpeting loudly and shaking trees with his powerful tusks. He was a gentle giant who never hurt any of the smaller creatures living in the forest. (3) One day, a group of monkeys came to the elephant and asked him to help them reach a bunch of ripe bananas hanging high on a tree. The elephant, being kind and helpful, reached for the bananas with his long trunk and handed them over to the monkeys. (4) The next day, a group of birds came to the elephant, asking for his help. They were building their nests, but were having trouble finding enough twigs to complete them. The elephant happily used his trunk to gather twigs and helped the birds build their nests. (5) As the days passed, more animals came to the elephant for help. He never turned them away and always helped them out with a kind gesture. (6) One day, the forest caught fire. All the animals were scared and didn't know what to do. The elephant, being the largest and strongest of them all, took charge. He gathered all the other animals and led them to a nearby lake. (7) The elephant used his trunk to suck up water and sprayed it over the fire to extinguish it. All the animals cheered and thanked the elephant for saving their lives.

Figure 8: Qualitative Comparison. The images in green, orange, purple, blue, and red boxes are generated by SDM, Prompt-SDM, StoryGen-Single, StoryGen, and StoryGen-HF respectively. The results of our proposed models have exhibited superior style and content consistency, text-image alignment, and image quality.