

Disorder-dependent slopes of the upper critical field in nodal and nodeless superconductors

V. G. Kogan^{1,*} and R. Prozorov^{1,2,†}

¹*Ames National Laboratory, Ames, Iowa 50011, U.S.A.*

²*Department of Physics & Astronomy, Iowa State University, Ames, IA 50011, U.S.A.*

(Dated: June 2, 2023)

We study the slopes of the upper critical field $\partial_T H_{c2}|_{T_c} \equiv \partial H_{c2}/\partial T$ at T_c in anisotropic superconductors with transport (non-magnetic) scattering employing the Ginzburg-Landau theory, developed for this situation by S. Pokrovsky and V. Pokrovsky, Phys. Rev. B, **54**, 13275 (1996). We found unexpected behavior of the slopes for a d -wave superconductor and in a more general case of materials with line nodes in the order parameter. Specifically, the presence of line nodes causes $\partial_T H_{c2}|_{T_c}$ to *decrease* with increasing non-magnetic scattering parameter P , unlike the nodeless case where the slope *increases*. In a pure d -wave case, the slope $\partial H_{c2}|_{T_c}$ changes from decreasing to increasing when scattering parameter approaches $P \approx 0.91 P_{\text{crit}}$, where $P_{\text{crit}} \approx 0.2807$ at which $T_c \rightarrow 0$ that implies the existence of a gapless state in d -wave superconductors with transport scattering in the interval, $0.91 P_{\text{crit}} < P < P_{\text{crit}}$. Furthermore, we have considered the mixed $s + d$ order parameter that has 4 nodes on a cylindrical Fermi surface when a d -part is dominant, or no nodes at all when an s -phase is the major one. We find that presence of nodes causes the slope $\partial_T H_{c2}|_{T_c}$, to decrease initially with increasing P , whereas in the nodeless state, $\partial_T H_{c2}|_{T_c}$ monotonically increases. Therefore, fairly straightforward experiments make it possible to decide whether or not the order parameter of a superconductor has nodes by measuring the disorder-dependence of the slope of H_{c2} at T_c .

I. INTRODUCTION

A brief survey of the literature finds many reports on the upper critical field slope at T_c as a function of disorder in various materials. The consistent picture emerges - superconductors with line nodes show decreasing slope whereas those without nodes show increasing $\partial H_{c2}/\partial T$ with increasing disorder. For example, the increase was experimentally observed in fully gapped s_{\pm} iron-based superconductors where nonmagnetic disorder was introduced by ball-milling [1], irradiation with 2.5 MeV electrons [2] or fast neutrons [3]. On the other hand, a decrease of the slope concomitant with the decrease of T_c was found in a nodal pnictide superconductor [4].

The problem of slopes $S = \partial H_{c2}/\partial T$ at T_c (we also write it as, $\partial_T H_{c2}|_{T_c}$) can be addressed with the help of Ginzburg-Landau (GL) theory. To provide a reasonable theoretical guidance, the theory should be applicable to various order parameter symmetries and to anisotropic Fermi surfaces. There were a few attempts to develop such a version of GL, e.g. [5, 6] have confirmed major features of the experimental information on slopes dependence on disorder for superconductors with nodes and without. However, some recent findings [7] of non-monotonic disorder dependence of the slopes are puzzling. In this work we employ a most general version of the GL theory applicable to anisotropic order parameters in the presence of transport scattering due to S. Pokrovsky and V. Pokrovsky, [8].

Below, we first outline the theory, then we apply it to the d -wave symmetry of the order parameter and show that, in fact, the slopes S are indeed suppressed by a relatively weak disorder but increase when the impurity scattering approaches the critical value at which $T_c = 0$. Next, we consider the order parameter which is a superposition of s and d that allows us to study slopes S in cases of nodes present or not and show that the nodes change $S(P)$ from the node-free increase to decrease. We end up with a short discussion of existing and possible experiments.

To simplify the formalism, the effective coupling is commonly assumed factorizable [9], $V(\mathbf{k}, \mathbf{k}') = V_0 \Omega(\mathbf{k}) \Omega(\mathbf{k}')$, \mathbf{k} is the Fermi momentum. One then looks for the order parameter in the form:

$$\Delta(\mathbf{r}, T; \mathbf{k}) = \Psi(\mathbf{r}, T) \Omega(\mathbf{k}). \quad (1)$$

The factor $\Omega(\mathbf{k})$ for the order parameter change along the Fermi surface is conveniently normalized:

$$\langle \Omega^2 \rangle = 1, \quad (2)$$

where $\langle \dots \rangle$ stand for the Fermi surface average. This normalization corresponds to the critical temperature T_{c0} of a clean material given by the standard isotropic weak-coupling model with the effective interaction V_0 .

The slope of the upper critical field H_{c2} at T_c is determined by the T -dependence of the coherence length $\xi = \xi_{GL}/\sqrt{1 - T/T_c}$:

$$\left. \frac{\partial H_{c2}}{\partial T} \right|_{T_c} = - \frac{\phi_0}{2\pi \xi_{GL}^2 T_c}. \quad (3)$$

The length ξ_{GL} is of the order of the BCS coherence length $\xi_0 = \hbar v_F/\pi \Delta(0)$, but differs from ξ_0 , actually it

* kogan@ameslab.gov

† prozorov@ameslab.gov

depends on the coupling, on the impurity scattering, on the order parameter symmetry, and the Fermi surface anisotropy. All these dependencies can, in principle, be found within the microscopic BCS theory. This has been done at early stages of the theory of superconductivity for anisotropic order parameter only in the clean limit by Gor'kov and Melik-Barkhudarov [9],

$$(\xi_{GL}^2)_{ik} = \frac{7\zeta(3)\hbar^2}{16\pi^2 T_c^2} \langle \Omega^2 v_i v_k \rangle. \quad (4)$$

The transport scattering was included by Helfand and Werthamer [11] but only for the isotropic order parameter and Fermi surface:

$$\xi_{GL}^2 = \frac{\hbar^2 v^2}{24\pi^3 T_c^2 P^2} \left[\frac{\pi^2 P}{4} - \psi \left(\frac{1+P}{2} \right) + \psi \left(\frac{1}{2} \right) \right]. \quad (5)$$

Here, ψ is the di-gamma function and the scattering parameter

$$P = \hbar/2\pi T_{c0} \tau \quad (6)$$

with τ being the scattering time and T_{c0} the critical temperature for clean sample. It is easy to see that the slope $S = -\partial_T H_{c2}|_{T_c}$ grows being roughly proportional to P . It is worth paying attention that the material parameter P does not depend on actual T_c unlike the scattering parameter $\rho = \hbar/2\pi T_c \tau$ often employed in literature.

The critical temperature of materials with anisotropic order parameter is suppressed even by non-magnetic impurities. This was established by Openov [13], see also [14]:

$$-\ln \frac{T_c}{T_{c0}} = (1 - \langle \Omega \rangle^2) \left[\psi \left(\frac{P/t_c + 1}{2} \right) - \psi \left(\frac{1}{2} \right) \right], \quad (7)$$

where $t_c = T_c/T_{c0}$.

Clearly, $T_c = T_{c0}$ for the isotropic order parameter with $\Omega = 1$ and arbitrary scattering rate P as well as for the clean limit and any anisotropic Ω . For the d-wave $\langle \Omega \rangle = 0$ and we have the standard Abrikosov-Gor'kov result [15] so that the transport scattering in d-wave affects T_c as the pair-breaking scattering in isotropic materials does.

II. LINEARIZED GINZBURG-LANDAU EQUATIONS

Thus, according to Eq. (3), the slope of H_{c2} at T_c is determined by the coherence length which enters linearized GL equation for the order parameter Ψ ,

$$-(\xi^2)_{ik} \Pi_i \Pi_k \Psi = \Psi \quad (8)$$

with the tensor of squared coherence length $(\xi^2)_{ik}$; $\mathbf{\Pi} = \nabla + 2\pi i \mathbf{A}/\phi_0$, \mathbf{A} is the vector potential and ϕ_0 is the flux quantum. For arbitrary Ω and any Fermi surface

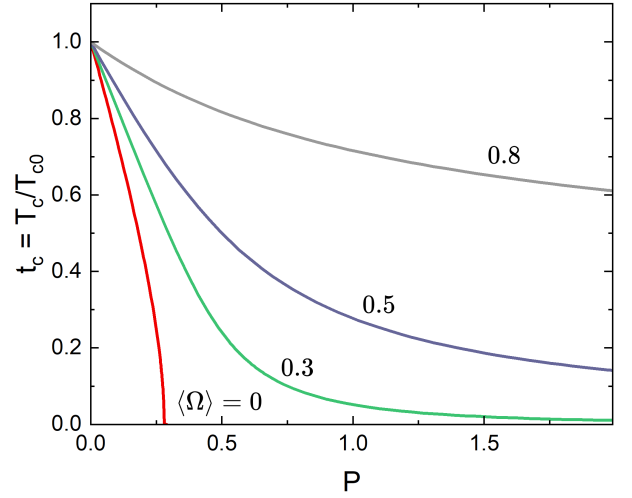


FIG. 1. (Color online) $t_c = T_c/T_{c0}$ vs scattering parameter P for $\langle \Omega \rangle = 0.8, 0.5, 0.3, 0$ in top-down order. Note that for d-wave $\langle \Omega \rangle = 0$ and T_c turns zero at the critical scattering $P_{crit} = 1/2e^\gamma = 0.2807$.

in presence of transport scattering, A. Pokrovsky and V. Pokrovsky [8] evaluated the tensor

$$(\xi^2)_{ik} = \zeta_{ik}/a. \quad (9)$$

Here, (in our notation)

$$a = \frac{T_c - T}{T_c} \left[1 + (1 - \langle \Omega \rangle^2) \psi' \left(\frac{P/t_c + 1}{2} \right) \right]. \quad (10)$$

The tensor $\hat{\zeta}$ is given by

$$\zeta_{ik} = \frac{\hbar^2}{16\pi^2 T_c^2} \left[h_{3,0} \langle \Omega^2 v_i v_k \rangle + \frac{P}{t_c} h_{3,1} \langle \Omega v_i v_k \rangle \langle \Omega \rangle + \frac{P^2}{4t_c^2} h_{3,2} \langle v_i v_k \rangle \langle \Omega \rangle^2 \right]. \quad (11)$$

The quantities $h_{\mu,\nu}$ are functions of $x = P/2t_c$ defined as

$$h_{\mu,\nu}(x) = \sum_{n=0}^{\infty} (n + 1/2 + x)^{-\mu} (n + 1/2)^{-\nu}, \quad (12)$$

so that

$$\begin{aligned} h_{3,0} &= -\frac{1}{2} \psi'' \left(\frac{1}{2} + x \right), \\ h_{3,1} &= \frac{1}{x^3} \left[\psi \left(\frac{1}{2} + x \right) - \psi \left(\frac{1}{2} \right) - x \psi' \left(\frac{1}{2} + x \right) + \frac{x^2}{2} \psi'' \left(\frac{1}{2} + x \right) \right], \\ h_{3,2} &= \frac{1}{2x^4} \left\{ \pi^2 x - 6 \left[\psi \left(\frac{1}{2} + x \right) - \psi \left(\frac{1}{2} \right) \right] + 4x \psi' \left(\frac{1}{2} + x \right) - x^2 \psi'' \left(\frac{1}{2} + x \right) \right\}. \end{aligned} \quad (13)$$

It is straightforward to see that for the isotropic order parameter with $\Omega = 1$ on the Fermi sphere these formulas reduce to the BCS form

$$\xi^2 = \frac{7\zeta(3)}{48\pi^2 T_c^2 \delta t} \chi(P), \quad \delta t = 1 - \frac{T}{T_c}, \quad (14)$$

with the Gor'kov function

$$\chi(P) = \frac{1}{7\zeta(3)} \sum_{n=0}^{\infty} \frac{1}{(n+1/2+P)(n+1/2)^2}. \quad (15)$$

This limit can also be checked by comparison with H_{c2}

In the general case we obtain for the slope of H_{c2} along the c axis of a uniaxial material

$$\left. \frac{\partial H_{c2}}{\partial T} \right|_{T_c} = - \frac{8\pi\phi_0 T_{c0}}{\hbar^2} \frac{t_c \left[1 + (1 - \langle \Omega \rangle^2) \psi' \left(\frac{1+P/t_c}{2} \right) \right]}{h_{3,0} \langle \Omega^2 v_a^2 \rangle + 2(P/2t_c) h_{3,1} \langle \Omega \rangle \langle \Omega v_a^2 \rangle + (P/2t_c)^2 h_{3,2} \langle \Omega \rangle^2 \langle v_a^2 \rangle}. \quad (16)$$

Here, all coefficients $h_{\mu,\nu}(x)$ are taken at $x = P/2t_c$.

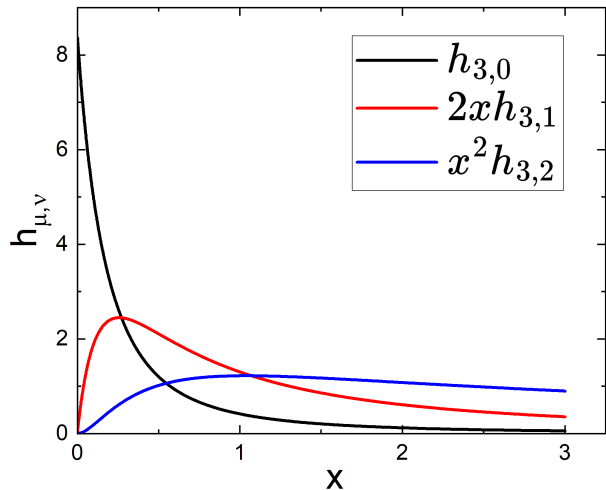


FIG. 2. (Color online) The coefficients $h_{3,0}(x)$, $2xh_{3,1}(x)$, and $x^2h_{3,2}(x)$ vs x .

Since the Fermi velocity is not a constant at anisotropic Fermi surfaces, we normalize velocities on some value v_0 for which we choose [12]

$$v_0^3 = 2E_F^2 / \pi^2 \hbar^3 N(0), \quad (17)$$

where E_F is the Fermi energy and $N(0)$ is the total density of states at the Fermi level per spin. One easily verifies that $v_0 = v_F$ for the isotropic case.

The slope expression (16) remains the same except a changed pre-factor

$$-\frac{8\pi\phi_0 T_{c0}}{\hbar^2} \rightarrow -\frac{8\pi\phi_0 T_{c0}}{\hbar^2 v_0^2}, \quad (18)$$

slopes at T_c given by Helfand and Werthamer [11].

It is worth noting that for the clean limit $x = P/2t_c \rightarrow 0$, and $h_{3,0} \rightarrow 7\zeta(3)$, $h_{3,1} \rightarrow \pi^4/6$, and $h_{3,2} \rightarrow 31\zeta(5)$. This means that in this limit, only the first term on RHS of Eq. (11) survives in agreement with [9]. In the opposite limit $x = P/2t_c \gg 1$, the last term in Eq. (11) dominates [8] as is seen in Fig. 2 (however, this limit does not apply for the d-wave since both the second and the third terms in Eq. (11) are zeroes due to $\langle \Omega \rangle = 0$).

A. General order parameter

and the velocity v_a is now dimensionless (although we leave for it the same notation).

B. d-wave

The case of the d-wave symmetry of the order parameter with $\langle \Omega \rangle = 0$ is relatively simple. We have the coherence length relevant for H_{c2} along c axis of a uniaxial crystal:

$$\xi_{aa}^2 = \frac{\zeta_{aa}}{a} = \frac{\hbar^2 \langle \Omega^2 v_a^2 \rangle h_{3,0}}{16\pi^2 T_c^2 [1 + \psi'(P/2t_c + 1/2)] \delta t}. \quad (19)$$

For a Fermi cylinder, with $\Omega = \sqrt{2} \cos 2\varphi$, the average $\langle \Omega^2 v_a^2 \rangle = v^2/2$. Hence,

$$\xi_{aa}^2 = - \frac{\hbar^2 v^2 \psi''(P/2t_c + 1/2)}{64\pi^2 T_c^2 [1 + \psi'(P/2t_c + 1/2)] \delta t}. \quad (20)$$

and we obtain:

$$\left. \frac{dH_{c2,c}}{dT} \right|_{T_c} = \frac{32\pi\phi_0 T_{c0}}{\hbar^2 v^2} t_c \frac{1 + \psi'(P/2t_c + 1/2)}{\psi''(P/2t_c + 1/2)}. \quad (21)$$

For numerical work it is convenient to use the reduced slope

$$S = - \left. \frac{dh_{c2}}{dt} \right|_{t_c} = - \frac{\hbar^2 v^2}{8\pi\phi_0 T_c} \left. \frac{dH_{c2}}{dT} \right|_{T_c}. \quad (22)$$

While the actual slope $\partial H_{c2}/\partial T|_{T_c}$ is negative, we are interested in its magnitude and use a positive quantity as given by Eq. (22).

The behavior of the slope as a function of P according to this result is shown in Fig. 3. As is known, the maximum scattering parameter P for which the d-wave

superconductivity survives is $P_{\text{crit}} = 1/2e^\gamma = 0.28$ (the double of the critical value for the spin-flip magnetic scattering [15]). Hence, similar to materials with magnetic scatterers [16], the slope $\partial H_{c2}/\partial T$ at T_c for d -wave decreases with increasing transport scattering. It is worth noting that this behavior changes to increase near $P \approx 0.91 P_{\text{crit}} = 0.25$; this estimate coincides with that given by Abrikosov and Gor'kov for the low bound of the gapless state. This suggests that d -wave materials can also be gapless if the transport scattering parameter lays in the interval $0.25 < P < 0.28$. Thus, $S(P)$ dependence might be a macroscopic manifestation of the gapless superconductivity in impure d -wave materials, the speculation worth of further study.

Figure 4 shows the slopes of Fig. 3 plotted vs the critical temperate $t_c(P)$.

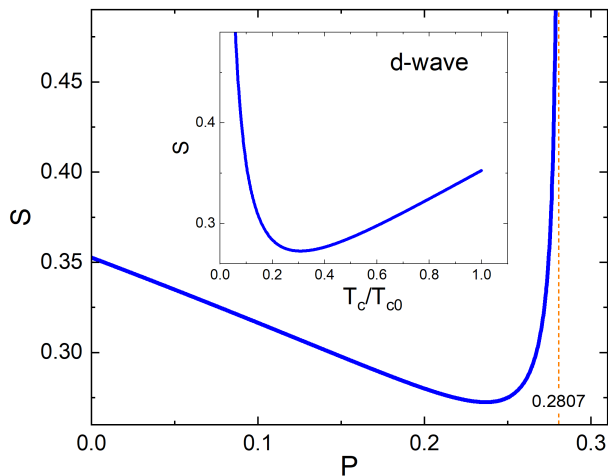


FIG. 3. (Color online) The slope $S = \partial h_{c2}/\partial h$ at t_c according to Eq. (22) vs P for a d -wave material. Inset: the same slopes vs $t_c = T_c/T_{c0}$.

C. $s + d$

Obviously the major interest in the community is to determine whether the easily accessible measurements of the H_{c2} slope near T_c , may provide some insight into the structure of the order parameter. Here we examine the simplest case of a $s + d$ state where order parameter is the isotropic s -wave in one limit and a standard 2D d -wave in the other. Keeping in mind the normalization, $\langle \Omega^2 \rangle = 1$, a convenient order parameter can be written as:

$$\Omega = \sqrt{1 - r^2/2} + r \cos(2\varphi) \quad (23)$$

If $r = 0$, $\Omega = 1$ and when $r = \sqrt{2}$, $\Omega = \sqrt{2} \cos(2\varphi)$ which are the required limiting cases. We choose this order parameter not because it may describe any particular real material, rather we intend to check whether or not there is a connection between the microscopic anisotropy

of the order parameter and the macroscopic dependence $S(P)$ of slopes of H_{c2} on the degree of disorder P .

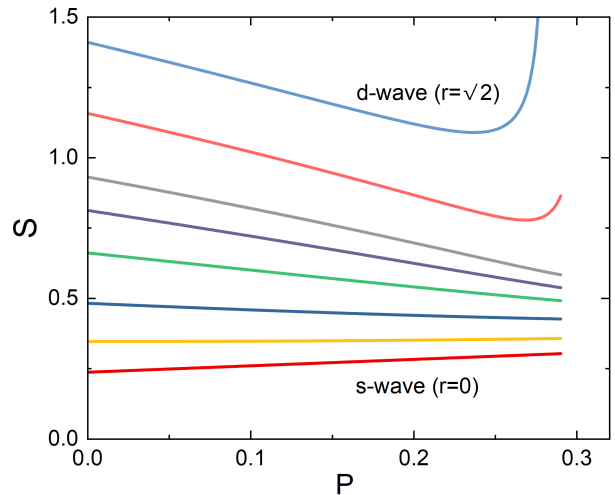


FIG. 4. (Color online) $S(P)$ according to Eqs. (22) and (16) for a set of parameter $r = 0, 0.75, 1, 1.2, 1.3, 1.35, 1.4$ and $\sqrt{2}$. The approach to a gapless regime is characterized by an upturn starting with $P \approx 0.25$ for a d -wave order parameter with $r = \sqrt{2}$. The calculations were performed for a cylindrical Fermi surface.

Figure 4 shows $S(P)$ calculated with the help of Eqs. (16), (22), plotted for a few coefficients r of the Ω function, Eq. (23). At $r = 0$ the order parameter is the isotropic s -wave, whereas at $r = \sqrt{2}$ it is a two-dimensional d -wave order parameter. The calculations were performed for a cylindrical Fermi surface keeping

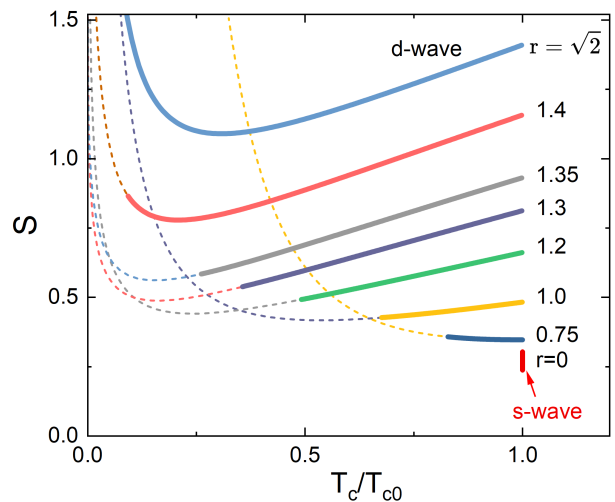


FIG. 5. (Color online) Solid lines are the slopes S for the same values of the scattering parameters P as in Fig. 4, but plotted versus the transition temperature $t_c(P)$. Dashed continuations are for $P > 0.28$ for which the pure d -wave phase does not exist. In the pure s -wave for which $t_c = 1$, $S(P)$ does not depend on P and shown by a vertical red line.

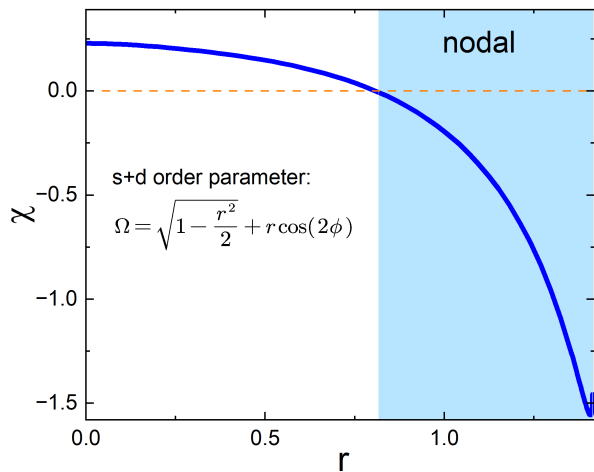


FIG. 6. (Color online) The rate of change of the slope $S(P)$ defined as $\chi = (S(0.11) - S(0.01))/0.1$, evaluated for different values of the r -coefficient. Nodal behavior starts at $r = \sqrt{2/3} \approx 0.817$. Apparently, this coincides with the rate of slope change becoming negative.

in mind possible applications of this work to high- T_c cuprates. Figure 4 shows that the slopes $S(P)$ for purely d-wave are (a) non-monotonic and decrease with increasing P up to about $P = 0.25$ following by divergence when $P \rightarrow 0.28$, as we have seen in Fig. 3. With increasing fraction of s-wave, however, the negative slope of $S(P)$ for small and intermediate P weakens and turns to positive nearly linear increase of S . To gain a further insight, we plot $S(P)$ versus t_c in Fig. 5.

Since the overall behavior of the slopes $S(P)$ depends on fractions of s and d phases, we consider the relative difference $\chi = (S(0.11) - S(0.01))/0.1$ which characterizes this behavior, i.e. increase for $\chi > 0$ and decrease for $\chi < 0$. Figure 6 shows this difference plotted versus coefficient r of the order parameter, Eq. (23). A straightforward algebra shows that the order parameter is nodeless (anisotropic s) for $r < \sqrt{2/3} \approx 0.82$ and has four line nodes for $r > \sqrt{2/3}$. Remarkably, Fig. 6 shows that the rate of slope change χ becomes negative as soon as the nodes appear. In other words, if one would measure $|S| = |\partial H_{c2}/\partial T|_{T_c}$ as a function of non-magnetic disorder, the increasing S would indicate nodeless superconductivity, whereas the slope decrease can be considered as evidence for the nodes presence.

III. DISCUSSION

We have applied the GL theory developed by S. Pokrovsky and V. Pokrovsky [8] for anisotropic materials in the presence of non-magnetic scattering to evaluate slopes $\partial H_{c2}/\partial T|_{T_c}$ for d-wave superconductors and for the case of mixed $s + d$ symmetry. For the d-wave, we find that for weak and intermediate scattering rates $P = \hbar/2\pi T_{c0}\tau$, the slopes $S = -\partial H_{c2}/\partial T|_{T_c}$ are sup-

pressed, similar to the situation of the magnetic pair-breaking disorder and opposite to the transport scattering enhancement of slopes $S(P)$ for the s -wave. One example of such a behavior is in studies of slopes in YBaCuO by Antonov *et al.* [17].

Unexpectedly however, if the scattering rate approaches the critical value $P_{crit} = 0.28$ for which $T_c \rightarrow 0$, the slopes increase starting with $P \approx 0.25$ to diverge at P_{crit} . The value $0.25 \approx 0.9$ of P_{crit} , the fraction found by Abrikosov and Gor'kov for the low bound of the gapless domain in standard s -wave materials with magnetic impurities [15]. This analogy suggests strongly that in d-wave with non-magnetic disorder close to the maximum disorder possible we are dealing with a kind of “gapless” state. In our view, this speculation deserves careful examination.

The slopes at T_c are the easiest thing one can measure after a new superconductor is discovered. It has been done *in-situ* even for room-temperature materials under extremely high pressures within diamond pressure cells. If indeed, the easily done macroscopic measurement of slopes at T_c may provide even partial information on the microscopic symmetry of the order parameter, this would be a worthy thing to do.

Thinking along these lines, we have examined the mixed $s + d$ order parameter $\Omega(r) = \sqrt{1 - r^2/2} + r \cos(2\varphi)$ such that $\Omega(0)$ corresponds to the pure isotropic s -wave and $\Omega(\sqrt{2})$ is the pure d . We find the remarkable one-to-one correspondence between presence or absence of nodes and decrease or increase of the H_{c2} slopes at T_c . Practically, this is a highly useful observation, notwithstanding our oversimplified model.

There are various ways to introduce point-like uniform disorder into superconductors. Perhaps the most promising and controllable are irradiation with neutrons or electrons, see e.g. [3] and [7]. To our knowledge, the slope S in a nodal superconductor $\text{BaFe}_2(\text{As,P})_2$ is decreasing up to large amounts of disorder [7].

Hence, one of our major results is a novel experimentally-simple way to distinguish between nodeless and nodal superconductivity. One has to examine the rate of change of the slopes in samples of the same chemical composition but with different amount of non-magnetic disorder. Such disorder can be induced by ion implantation [17, 18], electron [2], proton [19], neutron [3, 20], or gamma [21] and even alpha particle irradiation [22]. If it decreases, the system is likely nodal. If not, it is not.

A word of caution. It is quite possible that complex multi-band materials will not follow our simple scheme, employing the generally accepted factorization of temperature and angular variations of the order parameter. It is also possible that other types of order parameters, say triplet, will not follow either. However, our analysis is based on universal Ginzburg-Landau theory and, hopefully, our conclusions may turn out robust.

ACKNOWLEDGMENTS

We thank M. Tanatar and S. Bud'ko for discussions. This work was supported by the U.S. Department of En-

ergy (DOE), Office of Science, Basic Energy Sciences, Materials Science and Engineering Division. Ames Laboratory is operated for the U.S. DOE by Iowa State University under contract DE-AC02-07CH11358.

-
- [1] S. Tokuta and A. Yamamoto, Enhanced Upper Critical Field in Co-Doped Ba122 Superconductors by Lattice Defect Tuning, *APL Mater.* **7**, 111107 (2019).
- [2] in preparation for submission. Experimental investigation of the H_{c2} slope in BaK122 of different compositions.
- [3] A. E. Karkin, T. Wolf, B. N. Goshchitskii, Superconducting properties of (Ba,K)Fe₂As₂ single crystals disordered with fast neutron irradiation. *J. Phys.: Cond. Mat.* **26**, 275702 (2014), doi:10.1088/0953-8984/26/27/275702.
- [4] K. Hashimoto, K. Cho, T. Shibauchi, S. Kasahara, Y. Mizukami, R. Katsumata, Y. Tsuruhara, T. Terashima, H. Ikeda, M. A. Tanatar, H. Kitano, N. Salovich, R. W. Giannetta, P. Walmsley, A. Carrington, R. Prozorov, and Y. Matsuda, A Sharp Peak of the Zero-Temperature Penetration Depth at Optimal Composition in BaFe₂(As_{1-x}P_x)₂, *Science* (80) **336**, 1554 (2012).
- [5] A. I. Posazhennikova and M. V. Sadovskii, The Ginzburg-Landau expansion and the slope of the upper critical field in disordered superconductors, *Pis'ma Zh. Eksp. Teor. Fiz.* **63**, 347 (1996).
- [6] A. I. Posazhennikova and M. V. Sadovskii, The Ginzburg-Landau expansion and the slope of the upper critical field in superconductors with anisotropic normal-impurity scattering, *Zh. Eksp. Teor. Fiz.* **112**, 2124 (1997).
- [7] A significant suppression of T_c and of the slope of the upper critical field was observed in line-nodal iron pnictide, BaFe₂(As,P)₂. [Private communication].
- [8] S. V. Pokrovsky, V. L. Pokrovsky, Density of states and order parameter in dirty anisotropic superconductors, *Phys. Rev. B* **54**, 13275 (1996).
- [9] D. Markowitz and L. P. Kadanoff, Effect of Impurities upon Critical Temperature of Anisotropic Superconductors, *Phys. Rev.* **131**, 563 (1963).
- [10] L. P. Gor'kov and T. K. Melik-Barkhudarov, Microscopic Derivation of the Ginzburg-Landau Equations for an Anisotropic Superconductor, *Soviet Phys. JETP* **18**, 1031 (1964).
- [11] E. Helfand and N.R. Werthamer, Temperature and Purity Dependence of the Superconducting Critical Field, H_{c2} . II, *Phys. Rev.* **147**, 288 (1966).
- [12] V. G. Kogan and R. Prozorov, Orbital Upper Critical Field and Its Anisotropy of Clean One- and Two-Band Superconductors, *Rep. Prog. Phys.* **75**, 114502 (2012).
- [13] L. A. Openov, Combined effect of nonmagnetic and magnetic scatterers on the critical temperatures of superconductors with different anisotropies of the gap, *JETP Lett.* **66**, 661 (1997).
- [14] V. G. Kogan, Pair breaking in iron pnictides, *Phys. Rev. B* **80**, 214532 (2009).
- [15] A. A. Abrikosov and L. P. Gor'kov, Contribution to the theory of superconducting alloys with paramagnetic impurities, *Zh. Eksp. Teor. Fiz.* **39**, 1781 (1060) [*Sov. Phys. JETP* **12**, 1243 (1961)].
- [16] V. G. Kogan, R. Prozorov, Orbital upper critical field of type-II superconductors with pair breaking, *Phys. Rev. B* **88**, 024503 (2013).
- [17] A. Antonov V, A. Ikonnikov V, D. Masterov V, A. N. Mikhaylov, S. Morozov V, Y. N. Nozdin, S. A. Pavlov, A. E. Parafin, D. Tetel'baum I, S. S. Ustavschikov, V. K. Vasiliev, P. A. Yunin, D. A. Savinov, Critical-field slope reduction and upward curvature of the phase-transition lines of thin disordered superconducting YBa₂Cu₃O_{7-x} films in strong magnetic fields, *Physica C - Superconductivity and its Applications* **568** (2020), doi:10.1016/j.physc.2019.1353581.
- [18] R. H. T. Wilke, S. L. Bud'ko, P. C. Canfield, D. K. Finnemore, R. J. Suplinskas, S. T. Hannahs, Systematic Effects of Carbon Doping on the Superconducting Properties of MgB₂. *Phys. Rev. Lett.* **92**, 217003 (2004).
- [19] J. Kim, N. Haberkorn, M. J. Graf, I. Usov, F. Ronning, L. Civale, E. Nazaretski, G. F. Chen, W. Yu, J. D. Thompson, R. Movshovich, Magnetic penetration-depth measurements of a suppressed superfluid density of superconducting Ca_{0.5}Na_{0.5}Fe₂As₂ single crystals by proton irradiation. *Phys. Rev. B* **86**, 144509 (2012), doi:10.1103/PhysRevB.86.144509.
- [20] R. H. T. Wilke, S. L. Bud'ko, P. C. Canfield, J. Farmer, S. T. Hannahs, Systematic study of the superconducting and normal-state properties of neutron-irradiated MgB₂, *Phys. Rev. B* **73**, 134512 (2006).
- [21] A. A. E.-S. El-Hamalawy, M. M. El-Zaidia, E. A. G. E. A. Ghali, The Effects of Gamma-Radiation on the High T_c superconductors ErBa₂Cu₃O_{7-d}, *Jap. J. Appl. Phys.* **31**, 3529 (1992).
- [22] C. Tarantini, K. Iida, N. Sumiya, M. Chihara, T. Hatano, H. Ikuta, R. K. Singh, N. Newman, D. C. Larbalestier, Effect of alpha-particle irradiation on a Nd-FeAs(O,F) thin film, *Supercon. Sci. Tech.* **31**, 034002 (2018), doi:10.1088/1361-6668/aaa821.