

Deep Stochastic Mechanics

Elena Orlova¹, Aleksei Ustimenko^{†4}, Ruoxi Jiang¹, Peter Y. Lu², and Rebecca Willett^{1,3}

¹*Department of Computer Science, The University of Chicago, US*

²*Department of Physics, The University of Chicago, US*

³*Department of Statistics, The University of Chicago, US*

⁴*ShareChat, UK*

Abstract

This paper introduces a novel deep-learning-based approach for numerical simulation of a time-evolving Schrödinger equation inspired by stochastic mechanics and generative diffusion models. Unlike existing approaches, which exhibit computational complexity that scales exponentially in the problem dimension, our method allows us to adapt to the latent low-dimensional structure of the wave function by sampling from the Markovian diffusion. Depending on the latent dimension, our method may have far lower computational complexity in higher dimensions. Moreover, we propose novel equations for stochastic quantum mechanics, resulting in linear computational complexity with respect to the number of dimensions. Numerical simulations verify our theoretical findings and show a significant advantage of our method compared to other deep-learning-based approaches used for quantum mechanics.

1 Introduction

Mathematical models for many problems in nature appear in the form of partial differential equations (PDEs) in high dimensions. Given access to precise solutions of the many-electron time-dependent Schrödinger equation (TDSE), a vast body of scientific problems could be addressed, including in quantum chemistry [1, 2], drug discovery [3, 4], condensed matter physics [5, 6], and quantum computing [7, 8]. However, solving high-dimensional PDEs and the Schrödinger equation, in particular, are notoriously difficult problems in scientific computing due to the well-known curse of dimensionality: the computational complexity grows exponentially as a function of the dimensionality of the problem [9]. Traditional numerical solvers have been limited to dealing with problems in rather low dimensions since they rely on a grid.

Deep learning is a promising way to avoid the curse of dimensionality [10, 11]. However, no known deep learning approach avoids it in the context of the TDSE [12]. Although generic deep learning approaches have been applied to solving the TDSE [13, 14, 15, 16], this paper shows that it is possible to get performance improvements by developing an approach specific to the TDSE by incorporating quantum physical structure into the deep learning algorithm itself.

We propose a method that relies on a stochastic interpretation of quantum mechanics [17, 18, 19] and is inspired by the success of deep diffusion models that can model complex multi-dimensional distributions effectively [20]; we call it *Deep Stochastic Mechanics (DSM)*. Our approach is not limited to only the linear Schrödinger equation, but can be adapted to Klein-Gordon, Dirac equations [21, 22], and to the non-linear Schrödinger equations of condensed matter physics, e.g., by using mean-field stochastic differential equations (SDEs) [23], or McKean-Vlasov SDEs [24].

[†]The corresponding author: research@aleksei.uk

1.1 Problem formulation

The Schrödinger equation, a governing equation in quantum mechanics, predicts the future behavior of a dynamic system for $0 \leq t \leq T$ and $\forall x \in \mathcal{M}$:

$$i\hbar\partial_t\psi(x, t) = \mathcal{H}\psi(x, t), \tag{1}$$

$$\psi(x, 0) = \psi_0(x), \tag{2}$$

where $\psi : \mathcal{M} \times [0, T] \rightarrow \mathbb{C}$ is a wave function defined over a manifold \mathcal{M} , and \mathcal{H} is a self-adjoint operator acting on a Hilbert space of wave functions. For simplicity of future derivations, we consider a case of a spinless particle¹ in $\mathcal{M} = \mathbb{R}^d$ moving in a smooth potential $V : \mathbb{R}^d \times [0, T] \rightarrow \mathbb{R}_+$. In this case, $\mathcal{H} = -\frac{\hbar^2}{2}\text{Tr}(m^{-1}\nabla^2) + V$, where $m \in \mathbb{R}^d \otimes \mathbb{R}^d$ is a mass tensor. The probability density of finding a particle at position x is $|\psi(x, t)|^2$. A notation list is given in Appendix A.

Given initial conditions in the form of samples drawn from a density $\psi_0(x)$, we wish to draw samples from $|\psi(x, t)|^2$ for $t \in (0, T]$ using a neural-network-based approach that can adapt to latent low-dimensional structures in the system and sidestep the curse of dimensionality. Rather than explicitly estimating $\psi(x, t)$ and sampling from the corresponding density, we devise a strategy that directly samples from an approximation of $|\psi(x, t)|^2$, concentrating computation in high-density regions. When regions where the density $|\psi(x, t)|^2$ lie in a latent low-dimensional space, our sampling strategy concentrates computation in that space, leading to the favorable scaling properties of our approach.

2 Related work

Physics-Informed Neural Networks (PINNs) [15] are general-purpose tools that are widely studied for their ability to solve PDEs and can be applied to solve Equation (1). However, this method is prone to the same issues as classical numerical algorithms since it relies on a collection of collocation points uniformly sampled over the domain $\mathcal{M} \subseteq \mathbb{R}^d$. In the remainder of the paper, we refer to this as a ‘grid’ for simplicity of exposition. Another recent paper by Bruna et al. [25] introduces Neural Galerkin schemes based on deep learning, which leverage active learning to generate training data samples for numerically solving real-valued PDEs. Unlike collocation-points-based methods, this approach allows theoretically adaptive data collection guided by the dynamics of the equations if we could sample from the wave function effectively.

Another family of approaches including DeepWF [26], FermiNet [27], and PauliNet [28] reformulates the problem (1) as maximization of an energy functional that depends on the solution of the stationary Schrödinger equation. This approach sidesteps the curse of dimensionality but cannot be applied to the time-dependent wave function setting considered in this paper.

The only thing that we can experimentally obtain is samples from the quantum mechanics density. So, it makes sense to focus on obtaining samples from the density rather than attempting to solve the Schrödinger equation; these samples can be used to predict the system’s behavior without conducting real-world experiments. Based on this observation, there are a variety of quantum Monte Carlo (MC) methods [29, 30, 31], which rely on estimating expectations of observables rather than the wave function itself, resulting in improved computational efficiency. However, these methods still encounter the curse of dimensionality due to recovering the full-density operator. The density operator in atomic simulations is concentrated on a lower dimensional manifold of such operators [23], suggesting that methods that adapt to this manifold can be more effective than high-dimensional grid-based methods. Deep learning has the ability to adapt to this structure. Numerous works explore the time-dependent Variational Monte Carlo (t-VMC) schemes [32, 33, 34, 35] for simulating many-body quantum systems. Their applicability is often tailored to a specific problem setting as these methods require significant prior knowledge to choose the variational ansatz function. As highlighted by Sinibaldi et al. [36], t-VMC methods may encounter challenges related to systematic statistical bias or exponential sample complexity, particularly when the wave function contains zeros.

As noted in Schlick [37], knowledge of the density is unnecessary for sampling. We need a score function $\nabla \log \rho$ to be able to sample from it. The fast-growing field of generative modeling with diffusion processes demonstrates that for high-dimensional densities with low-dimensional manifold structure, it is incomparably more effective to learn a score function than the density itself [38, 20].

¹A multi-particle case is covered by considering $d = 3n$, where n – the number of particles.

For high-dimensional real-valued PDEs, there exist a variety of classic and deep learning-based approaches that rely on sampling from diffusion processes, e.g., Cliffe et al. [39], Warin [40], Han et al. [14], Weinan et al. [16]. Those works rely on the Feynman-Kac formula [41] to obtain an estimator for the solution to the PDE. However, for the Schrödinger equation, we need an analytical continuation of the Feynman-Kac formula on an imaginary time axis [42] as it is a complex-valued equation. This requirement limits the applicability of this approach to our setting. BSDE methods studied by Nüsken and Richter [43, 44] are closely related to our approach but they are developed for the elliptic version of the Hamilton–Jacobi–Bellman (HJB) equation. We consider the hyperbolic HJB setting, for which the existing method cannot be applied.

3 Contributions

We are inspired by works of Nelson [17, 19], who has developed a stochastic interpretation of quantum mechanics, so-called stochastic mechanics, based on a Markovian diffusion. Instead of solving the Schrödinger equation(1), our method aims to learn the stochastic mechanical process’s osmotic and current velocities equivalent to classical quantum mechanics. Our formulation differs from the original one [17, 18, 19], as we derive equivalent differential equations describing the velocities that do not require the computation of the Laplacian operator. Another difference is that our formulation interpolates anywhere between stochastic mechanics and deterministic Pilot-wave theory [45]. More details are given in Appendix E.4.

We highlight the main contributions of this work as follows:

- We propose to use a stochastic formulation of quantum mechanics [17, 18, 19] to create an efficient and theoretically sound computational framework for quantum mechanics simulation. We accomplish our result by using stochastic mechanics equations stemming from Nelson’s formulation. In contrast to Nelson’s original expressions, which rely on second-order derivatives like the Lagrangian, our expressions rely solely on first-order derivatives – specifically, the gradient of the divergence operator. This formulation, which is more amenable to neural network-based solvers, results in a reduction in the computational complexity of the loss evaluation from quadratic to linear in the dimension.
- We prove theoretically in Section 4.3 that the proposed loss function upper bounds the L_2 distance between the approximate process and the ‘true’ process that samples from the quantum density, which implies that if loss converges to zero, then the approximate process strongly converges to the ‘true’ process. Our theoretical finding offers a simple mechanism for guaranteeing the accuracy of our predicted solution, even in settings in which no baseline methods are computationally tractable.
- We empirically estimate the performance of our method in various settings. Our approach shows a superior advantage to PINNs in terms of accuracy. We also conduct an experiment for non-interacting bosons where our method reveals linear convergence time in the dimension, operating easily in a higher-dimensional setting. Another interacting bosons experiment highlights the favorable scaling properties of our approach in terms of memory and computing time compared to a grid-based numerical solver. In particular, memory usage and compute time of our DSM method scales linearly in the problem dimension d , aligning with our theoretical lower bound on algorithmic complexity.

Table 1 compares properties of methods for solving Equation (1), where N is the number of discretization points in time, H_d is the number of MC iterations required by FermiNet or t-VMC methods to draw a single sample, and N_f is a number of collocation points for PINN. The number of grid points is \sqrt{N} for each spatial dimension. Thus, the number of points on a grid is $\mathcal{O}(N^{\frac{d}{2}+1})$. We assume a numerical solver aims for a precision $\varepsilon = \mathcal{O}(\frac{1}{\sqrt{N}})$. The iteration complexity is dominated by loss evaluation in the context of neural networks. Approaches like the PINN or FermiNet require computing the Laplacian, which leads to at least quadratic computational complexity per training iteration. We also note that for our approach N is independent from d . The column “universality” refers to whether the method requires prior knowledge about a problem to be successfully applied (e.g., by choosing a wave function in t-VMC). In general, overall complexity bounds are unknown, except for the numerical

solver. We can at least lower bound them based on iterations complexity and known bounds for the convergence of non-convex stochastic gradient descent [46] that scales polynomial with ε^{-1} .

Table 1: Comparison of different approaches for simulating quantum mechanics.

Method	Domain	Time Evolving	Adaptive	Iteration complexity	Overall complexity	Universality
PINN [15]	Compact	✓	✗	$\mathcal{O}(N_f d^2)$	$\geq \mathcal{O}(N_f d^2 \text{poly}(\varepsilon^{-1}))$	✓
FermiNet [27]	\mathbb{R}^d	✗	✓	$\mathcal{O}(H_d d^2)$	$\geq \mathcal{O}(H_d d^2 \text{poly}(\varepsilon^{-1}))$	✗
t-VMC	\mathbb{R}^d	✓	✓	$\mathcal{O}(H_d d^2)$	$\geq \mathcal{O}(H_d d^2)$	✗
Numerical solver	Compact	✓	✗	N/A	$\mathcal{O}(d\varepsilon^{-d-2})$	✓
DSM (Ours)	\mathbb{R}^d	✓	✓	$\mathcal{O}(Nd)$	$\geq \mathcal{O}(Nd \text{poly}(\varepsilon^{-1}))$	✓

4 Deep Stochastic Mechanics

There is a family of diffusion processes that are equivalent to Equation (1) in a sense that all time-marginals of any such process coincide with $|\psi|^2$; we refer to Appendix E for derivation. Assuming $\psi(x, t) = \sqrt{\rho(x, t)}e^{iS(x, t)}$, we define:

$$v(x, t) = \frac{\hbar}{m} \nabla S(x, t), \quad u(x, t) = \frac{\hbar}{2m} \nabla \log \rho(x, t). \quad (3)$$

Our method relies on the following stochastic process with $\nu \geq 0$ ², which corresponds to sampling from $\rho = |\psi(x, t)|^2$ [17]:

$$\begin{aligned} dY(t) &= (v(Y(t), t) + \nu u(Y(t), t))dt + \sqrt{\frac{\nu \hbar}{m}} d\vec{W}, \\ Y(0) &\sim |\psi_0|^2, \end{aligned} \quad (4)$$

where u is an osmotic velocity, v is a current velocity, and \vec{W} is a standard (forward) Wiener process. Process $Y(t)$ is called the Nelsonian process. Since we don't know the true u, v , we instead aim at approximating them with the process defined using neural network approximations v_θ, u_θ :

$$dX(t) = (v_\theta(X(t), t) + \nu u_\theta(X(t), t))dt + \sqrt{\frac{\nu \hbar}{m}} d\vec{W}, \quad (5)$$

Any numerical integrator can be used to obtain samples from the diffusion process. The simplest one is the Euler-Maryama integrator [47]:

$$X_{i+1} = X_i + (v_\theta(X_i, t_i) + \nu u_\theta(X_i, t_i))\epsilon + \mathcal{N}\left(0, \frac{\nu \hbar}{m} \epsilon I_d\right), \quad (6)$$

where $\epsilon > 0$ denotes a step size, $0 \leq i < \frac{T}{\epsilon}$, and $\mathcal{N}(0, I_d)$ is a Gaussian distribution. We consider this integrator in our work. Switching to higher-order integrators, e.g., the Runge-Kutta family of integrators [47], can potentially enhance efficiency and stability when ϵ is larger.

The diffusion process (4) achieves sampling from $\rho = |\psi(x, t)|^2$ for each $t \in [0, T]$ for known u and v . Assume that $\psi_0(x) = \sqrt{\rho_0(x)}e^{iS_0(x)}$. Our approach relies on the following equations for the velocities:

$$\partial_t v = -\frac{1}{m} \nabla V + \langle u, \nabla \rangle u - \langle v, \nabla \rangle v + \frac{\hbar}{2m} \nabla \langle \nabla, u \rangle, \quad (7a)$$

$$\partial_t u = -\nabla \langle v, u \rangle - \frac{\hbar}{2m} \nabla \langle \nabla, v \rangle, \quad (7b)$$

² $\nu = 0$ is allowed if and only if ψ_0 is sufficiently regular, e.g., $|\psi_0|^2 > 0$ everywhere.

$$v_0(x) = \frac{\hbar}{m} \nabla S_0(x), \quad u_0(x) = \frac{\hbar}{2m} \nabla \log \rho_0(x). \quad (7c)$$

These equations are derived in Appendix E.1 and are equivalent to the Schrödinger equation. As mentioned, our equations differ from the canonical ones developed in Nelson [17], Guerra [18]. In particular, the original formulation in (26), which we call the *Nelsonian version*, includes the Laplacian of u ; in contrast, *our version* in (7a) uses the gradient of the divergence operator. These versions are equivalent in our setting, but our version has significant computational advantages, as we describe later in Proposition 4.1.

4.1 Learning drifts

This section describes how we learn the velocities $u_\theta(X, t)$ and $v_\theta(X, t)$, parameterized by neural networks with parameters θ . We propose to use a combination of three losses: two of them come from the Navier-Stokes-like equations (7a), (7b), and the third one enforces the initial conditions (7c). We define non-linear differential operators that appear in Equation (7a), (7b):

$$\mathcal{D}_u[v, u, x, t] = -\nabla \langle v(x, t), u(x, t) \rangle - \frac{\hbar}{2m} \nabla \langle \nabla, v(x, t) \rangle, \quad (8)$$

$$\mathcal{D}_v[v, u, x, t] = \frac{1}{m} \nabla V(x, t) + \frac{1}{2} \nabla \|u(x, t)\|^2 - \frac{1}{2} \nabla \|v(x, t)\|^2 + \frac{\hbar}{2m} \nabla \langle \nabla, u(x, t) \rangle. \quad (9)$$

We aim to minimize the following losses:

$$L_1(v_\theta, u_\theta) = \int_0^T \mathbb{E}^X \|\partial_t u_\theta(X(t), t) - \mathcal{D}_u[v_\theta, u_\theta, X(t), t]\|^2 dt, \quad (10)$$

$$L_2(v_\theta, u_\theta) = \int_0^T \mathbb{E}^X \|\partial_t v_\theta(X(t), t) - \mathcal{D}_v[v_\theta, u_\theta, X(t), t]\|^2 dt, \quad (11)$$

$$L_3(v_\theta, u_\theta) = \mathbb{E}^X \|u_\theta(X(0), 0) - u_0(X(0))\|^2, \quad (12)$$

$$L_4(v_\theta, u_\theta) = \mathbb{E}^X \|v_\theta(X(0), 0) - v_0(X(0))\|^2, \quad (13)$$

where u_0, v_0 are defined in Equation (7c). Finally, we define a combined loss using weighted sum with $w_i > 0$:

$$\mathcal{L}(\theta) = \sum_{i=1}^4 w_i L_i(v_\theta, u_\theta). \quad (14)$$

The basic idea of our approach is to, for each iteration τ , to sample new trajectories using Equation (6) with $\nu = 1$. These trajectories are then used to compute stochastic estimates of the loss (14), and then we back-propagate gradients of the loss to update θ . We re-use recently generated trajectories to reduce computational overhead as SDE integration cannot be paralleled. The training procedure is summarized in Algorithm 1 and Figure 1; a more detailed version is presented in Appendix B.

Algorithm 1 Training algorithm pseudocode

Input ψ_0 – initial wave-function, M – epoch number, B – batch size, other parameters (optimizer parameters, physical constants, Euler-Maryama parameters; see Appendix B)

Initialize NNs $u_{\theta_0}, v_{\theta_0}$

for each iteration $0 \leq \tau < M$ **do**

 Sample B trajectories using $u_{\theta_\tau}, v_{\theta_\tau}$ via Equation (6) with $\nu = 1$

 Estimate loss $\mathcal{L}(v_{\theta_\tau}, u_{\theta_\tau})$ from Equation (14) over the sampled trajectories

 Back-propagate gradients to get $\nabla_\theta \mathcal{L}(v_{\theta_\tau}, u_{\theta_\tau})$

 Adam optimizer step to get $\theta_{\tau+1}$

end for

output $u_{\theta_M}, v_{\theta_M}$

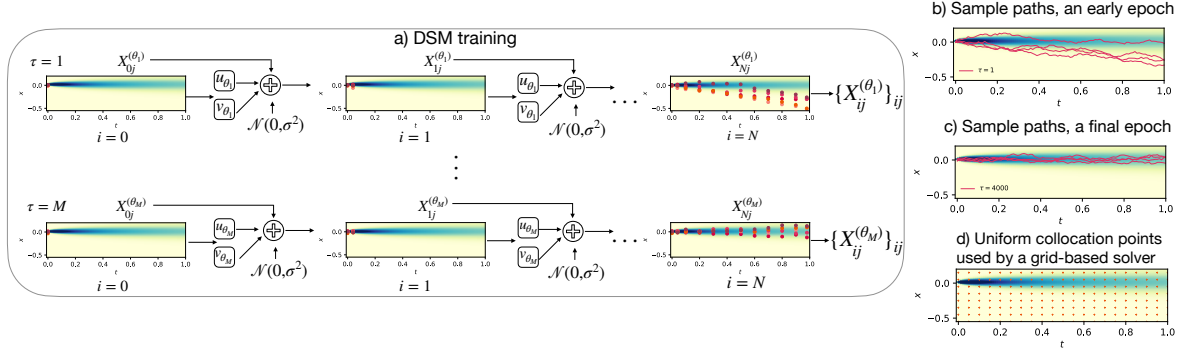


Figure 1: An illustration of our approach. Blue regions in the plots correspond to higher-density regions. (a) DSM training scheme: at every epoch τ , we generate B full trajectories $\{X_{ij}\}_{ij}$, $i = 0, \dots, N$, $j = 1, \dots, B$. Then we update the weights of our NNs. (b) An illustration of sampled trajectories at the early epoch. (c) An illustration of sampled trajectories at the final epoch. (d) Collocation points for a grid-based solver where it should predict values of $\psi(x, t)$.

We use trained $u_{\theta_M}, v_{\theta_M}$ to simulate the forward diffusion for $\nu \geq 0$ given $X_0 \sim \mathcal{N}(0, I_d)$:

$$X_{i+1} = X_i + (v_{\theta_M}(X_i, t_i) + \nu u_{\theta_M}(X_i, t_i))\epsilon + \mathcal{N}\left(0, \frac{\hbar}{m} \nu \epsilon I_d\right). \quad (15)$$

In Appendix G, we describe a wide variety of possible ways to apply our approach for estimating an arbitrary quantum observable, singular initial conditions like $\psi_0 = \delta_{x_0}$, singular potentials, correct estimations of observable that involve measurement process, recovering the wave function from u, v .

Although PINNs can be used to solve the equations (7a), (7b), that approach would suffer from having fixed sampled density (see Section 5). While ideologically, we, similarly to PINNs, attempt to minimize residuals of PDEs (7a), (7b), we do so on the distribution generated by sampled trajectories $X(t)$, which in turn depends on current neural approximations v_θ, u_θ . This allows our method to focus only on high-density regions and alleviates the inherent curse of dimensionality that comes from reliance on a grid.

4.2 Algorithmic complexity

All known deep learning approaches for quantum mechanics suffer from the need to compute the Laplacian (that requires $\mathcal{O}(d^2)$ operations, see Paszke et al. [48]), which is the major bottleneck for scaling them to many-particle systems. The following proposition is proved in Appendix D.4:

Proposition 4.1. *The algorithmic complexity w.r.t. d of computing $\nabla\langle\nabla, \cdot\rangle$ and equation (8) is $\mathcal{O}(d)$.*

So, our formulation of stochastic mechanics with novel equations (7) is much more amenable to automatic differentiation tools than if we developed a neural diffusion approach based on the Nelsonian version that would require $\mathcal{O}(d^2)$ operations. The same trick cannot be applied for the classical form of the Schrödinger equation as it relies on the fact that u, v are the full gradients, which is not the case for the wave function ψ itself. That means that the algorithmic complexity of PINN for the Schrödinger equation is $\mathcal{O}(d^2)$. It is possible to make PINN work at $\mathcal{O}(d)$ by using stochastic estimators of the trace [49]. However, it will introduce a noise of an amplitude $\mathcal{O}(\sqrt{d})$, which will require setting a larger batch size (as $\mathcal{O}(d)$) to offset the noise.

4.3 Theoretical Guarantees

To further justify the effectiveness of our loss function, we prove the following in Appendix F:

Theorem 4.2. *(Strong Convergence Bound) We have the following bound between processes Y (the*

Nelsonian process that samples from $|\psi|^2$) and X (the neural approximation with v_θ, u_θ):

$$\sup_{t \leq T} \mathbb{E} \|X(t) - Y(t)\|^2 \leq C_T \mathcal{L}(v_\theta, u_\theta), \quad (16)$$

where constant C_T is defined explicitly in F.13.

This theorem means optimizing the loss leads to strong convergence of the neural process X to the Nelsonian process Y , and that the loss value directly translates into an improvement of L_2 error between the processes. The constant C depends on a horizon T and Lipschitz constants of u, v, u_θ, v_θ . It also hints that we have a ‘low-dimensional’ structure when Lipschitz constants of u, v, u_θ, v_θ are $\ll d$, which is the case of low-energy regimes (as large Lipschitz smoothness constant implies large value of the Laplacian and, hence, energy) and with the proper selection of a neural architecture [50].

5 Experiments

Experimental setup: We use an analytical or numerical solution as a baseline. We compare our method’s (DSM) performance with PINNs. Further details on architecture, training procedures, hyperparameters and additional experiments for our approach and PINNs, and numerical solvers can be found in Appendix C and Appendix D. The code of our experiments can be found on GitHub³. We consider bosonic systems, leaving fermionic systems for further research.

Evaluation metrics: We estimate errors between the true values of the mean and the variance of X_t as the relative L_2 -norm, namely $\mathcal{E}_m(X)$ and $\mathcal{E}_v(X)$. The standard deviation (confidence intervals) of the observables are indicated in the results. True v and u values are estimated numerically with the finite difference method. Our trained u_θ and v_θ should output these values. We measure errors $\mathcal{E}(u)$ and $\mathcal{E}(v)$ as the L_2 -norm between the true and predicted values in $L_2(\mathbb{R}^d \times [0, T], \mu)$ with $\mu(dx, dt) = |\psi(x, t)|^2 dx dt$.

5.1 Non-interacting case: harmonic oscillator

We consider a harmonic oscillator model with $x \in \mathbb{R}^1$, $V(x) = \frac{1}{2}m\omega^2(x - 0.1)^2$, $t \in [0, 1]$ and where $m = 1$ and $\omega = 1$. The initial wave function is given as $\psi(x, 0) \propto e^{-x^2/(4\sigma^2)}$. Then $u_0(x) = -\frac{\hbar x}{2m\sigma^2}$, $v_0(x) \equiv 0$. $X(0)$ comes from $X(0) \sim \mathcal{N}(0, \sigma^2)$, where $\sigma^2 = 0.1$.

We use the numerical solution as the ground truth. Our approach is compared with a PINN. The PINN input data consists of $N_0 = 1000$ points sampled for estimating $\psi(x, 0)$, $N_b = 300$ points for enforcing the boundary conditions (we assume zero boundary conditions), and $N_f = 60000$ collocation points to enforce the corresponding equation inside the solution domain, all points sampled uniformly for $x \in [-2, 2]$ and $t \in [0, 1]$.

Figure 2 (a) summarizes the results of our experiment. The left panel of the figure illustrates the evolution of the density $|\psi(x, t)|^2$ over time for different methods. It is evident that our approach accurately captures the density evolution, while the PINN model initially aligns with the ground truth but deviates from it over time. Sampling collocation points uniformly when density is concentrated in a small region explains why PINN struggles to learn the dynamics of Equation (1); we illustrate this effect in Figure 1 (d). The right panel demonstrates observables of the system, the averaged mean of X_t and the averaged variance of X_t . Our approach consistently follows the corresponding distribution of X_t . On the contrary, the predictions of the PINN model only match the distribution at the initial time steps but fail to accurately represent it as time elapses. Table 2 shows the error rates for our method and PINNs. In particular, our method performs better in terms of all error rates than the PINN. These findings emphasize the better performance of the proposed method in capturing the dynamics of the Schrödinger equation compared to the PINN model.

We also consider a non-zero initial phase $S_0(x) = -5x$. It corresponds to the initial impulse of a particle. Then $v_0(x) \equiv -\frac{5\hbar}{m}$. The PINN inputs are $N_0 = 3000$, $N_b = 300$ points, and $N_f = 80000$ collocation points. Figure 2 (b) and Table 2 present the results of our experiment. Our method consistently follows the corresponding ground truth while the PINN model fails to do so. It indicates our method’s ability to accurately model the quantum system’s behavior. In addition, we consider an

³https://github.com/anon14112358/deep_stochastic_mechanics

Table 2: Results for different harmonic oscillator settings. In the 3d setting, the reported errors are averaged across all dimensions. The **best** result is in bold.

Setting	Model	$\mathcal{E}_m(X_i) \downarrow$	$\mathcal{E}_v(X_i) \downarrow$	$\mathcal{E}(v) \downarrow$	$\mathcal{E}(u) \downarrow$
1d, $S_0(x) \equiv 0$	PINN	0.698	0.701	25.861	3.621
	DSM	0.077 \pm 0.052	0.011 \pm 0.006	0.00011	2.811 $\times 10^{-5}$
	Gaussian sampling	0.294 \pm 0.152	0.488 \pm 0.018	3.198	1.185
1d, $S_0(x) = -5x$	PINN	2.819	0.674	281.852	68.708
	DSM	0.223 \pm 0.207	0.009 \pm 0.008	1.645 $\times 10^{-5}$	2.168 $\times 10^{-5}$
	Gaussian sampling	0.836 \pm 0.296	0.086 \pm 0.007	77.578	24.152
3d, $S_0(x) \equiv 0$	DSM (Nelsonian)	0.100 \pm 0.061	0.012 \pm 0.009	1.200 $\times 10^{-4}$	3.324 $\times 10^{-5}$
	DSM (Grad Div)	0.073 \pm 0.048	0.011 \pm 0.008	4.482 $\times 10^{-5}$	4.333 $\times 10^{-5}$
	Gaussian sampling	0.459 \pm 0.126	5.101 \pm 0.201	13.453	5.063
Interacting system	PINN	0.100	2.350	29.572	2.657
	DSM	0.091 \pm 0.050	0.102 \pm 0.020	6.511 $\times 10^{-5}$	5.139 $\times 10^{-5}$

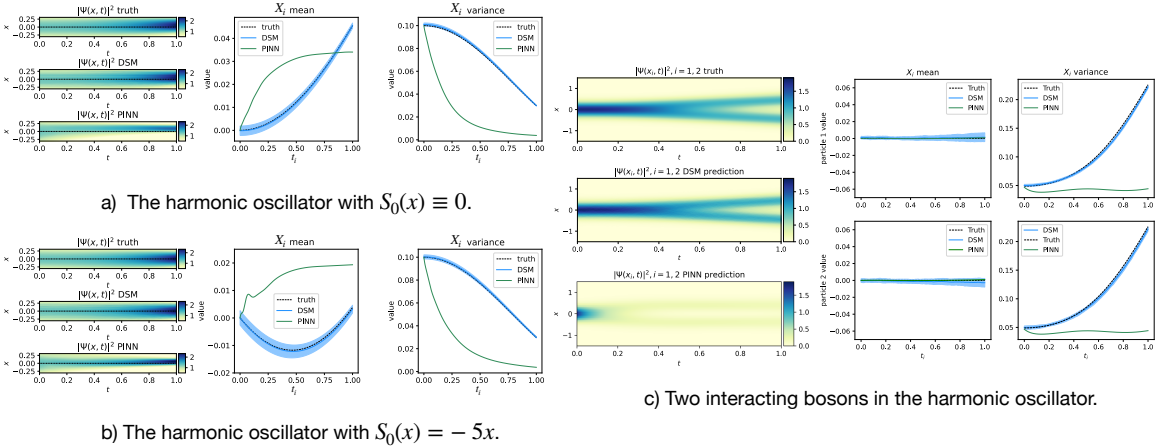


Figure 2: Simulation results of PINN and our DSM method: (a) and (b) correspond to a particle in the harmonic oscillator with different initial phases; (c) correspond to two interacting bosons in the harmonic oscillator. The left panel of these figures corresponds to the density $|\psi(x,t)|^2$ of the ground truth solution, our approach (DSM), and PINN. The right panel presents statistics, including the particle’s mean position and variance.

oscillator model with three non-interacting particles, which can be seen as a 3d system. The results are in Table 2 and Appendix D.2.

5.2 Naive sampling

To further evaluate our approach, we consider the following sampling scheme: it is possible to replace all measures in the expectations from Equation (14) with a Gaussian noise $\mathcal{N}(0, 1)$. Minimizing this loss perfectly would imply that the PDE is satisfied for all values x, t . Table 2 shows worse quantitative results compared to our approach in the setting from Section 5.1. More detailed results, including the singular initial condition and 3d harmonic oscillator setting, are given in Appendix D.3.

5.3 Interacting system

Next, we consider a system of two interacting bosons in a harmonic trap with a soft contact term $V(x_1, x_2) = \frac{1}{2}m\omega^2(x_1^2 + x_2^2) + \frac{g}{2} \frac{1}{\sqrt{2\pi\sigma^2}} e^{-(x_1-x_2)^2/(2\sigma^2)}$ and initial condition $\psi_0 \propto e^{-m\omega^2 x^2/(2\hbar)}$. We use $\omega = 1$, $T = 1$, $\sigma^2 = 0.1$, and $N = 1000$. The term g controls interaction strength. When $g = 0$, there

is no interaction, and ψ_0 is the groundstate of the corresponding Hamiltonian \mathcal{H} . We use $g = 1$ in our simulations. Figure 2 (c) shows simulation results: our method follows the corresponding ground truth while PINN fails over time. As t increases, the variance of X_i for PINN either decreases or remains relatively constant, contrasting with the dynamics that exhibit more divergent behavior. We hypothesize that such discrepancy in the performance of PINN, particularly in matching statistics, is due to the design choice. Specifically, the output predictions, $\psi(x_i, t)$, made by PINNs are not constrained to adhere to physical meaningfulness, meaning $\int_{\mathbb{R}^d} |\psi(x, t)|^2 dx$ does not always equal 1, making uncontrolled statistics.

5.4 Computational complexity

5.4.1 Non-interacting system

We measure training time per epoch and total train time for two versions of the DSM algorithm for $d = 1, 3, 5, 7, 9$: the Nelsonian one and our version. The experiments are conducted using the harmonic oscillator model with $S_0(x) \equiv 0$ from Section 5.1. The results are averaged across 30 runs. In this setting, the Hamiltonian is separable in the dimensions, and the problem has a linear scaling in d . However, given no prior knowledge about that, traditional numerical solvers and PINNs would suffer from exponential growth in data when tackling this task. Our method does not rely on a grid in x , and avoids computing the Laplacian in the loss function. That establishes lower bounds on the computational complexity of our method; and this bound is sharp for this particular problem. The advantageous behavior of our method is observed without any reliance on prior knowledge about the problem’s nature.

Time per epoch: Figure 3 on the left demonstrates quadratic time per iteration scaling for the Nelsonian version, while the time grows linearly for our version. These results are aligned with our theoretical expectations. Appendix D.4 gives the memory complexity results.

Total training time: Figure 3 on the right illustrates the total training time of our version versus the problem dimension. We train our models until the training loss reaches a threshold of 2.5×10^{-5} . We observe that the training time grows linearly with d . The performance errors are presented in Appendix D.4.

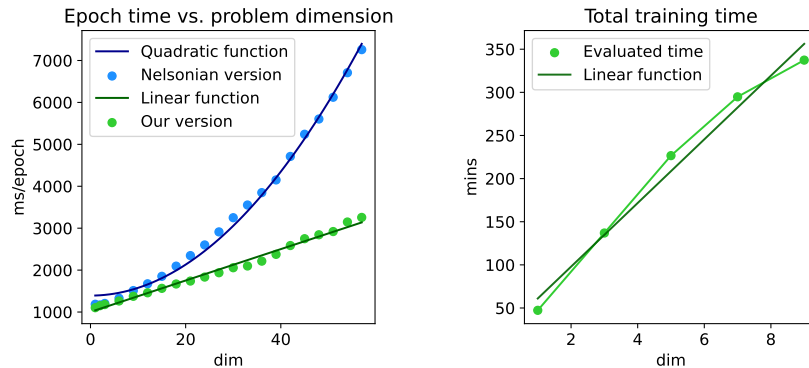


Figure 3: Empirical complexity evaluation of our method for the non-interacting system.

5.4.2 Interacting system

We study the scaling capabilities of our DSM approach in the setting from Section 5.3, comparing the performance of our algorithm with a numerical solver based on the Crank–Nicolson method. Table 3 reports the time and memory usage of the Crank–Nicolson method solver. Table 4 shows our method’s training time, time per epoch, and memory usage. More details and illustrations of obtained solutions are given in Appendix D.5.1.

Memory: DSM memory usage and time per epoch grow linearly in d (according to our theory and evident in our numerical results) in contrast to the Crank–Nicolson solver, whose memory usage grows

exponentially since discretization matrices are of $N^d \times N^d$ size. We cannot run the Crank-Nikolson method for $d > 4$ with the amount of memory available in our computer system. The results show that our method is far more memory efficient for larger d .

Compute time: While our DSM total compute times (including training time) are longer than Crank-Nikolson compute times for small d , the trend as d increases suggests the computational efficiency of our DSM method scales much better with d than the Crank-Nikolson method.

Table 3: Time (s) to get a solution and memory usage (Gb) of the Crank-Nikolson method for different problem dimensions (interacting bosons).

	$d = 2$	$d = 3$	$d = 4$
Time	0.75	35.61	2363
Memory usage	7.4	10.6	214

Table 4: Training time (s), time per epoch (s/epoch), and memory usage (Gb) of our method for different problem dimensions (interacting bosons).

	$d = 2$	$d = 3$	$d = 4$	$d = 5$
Training time	1770	3618	5850	9240
Time per epoch	0.52	1.09	1.16	1.24
Memory usage	17.0	22.5	28.0	33.5

6 Discussion and Limitations

Limitations This paper considers the simplest case of the linear spinless Schrödinger equation on a flat manifold \mathbb{R}^d with a smooth potential. For many practical setups, such as quantum chemistry, quantum computing, or condensed matter physics, our approach should be modified, e.g., by adding a spin component or by considering some approximation and, therefore, requires additional validations that are beyond the scope of this work. We have shown evidence of adaptation of our method to one kind of low-dimensional structure, but this paper does not explore a broader range of systems with low latent dimension.

Conclusion and future work We develop a new algorithm for simulating quantum mechanics that addresses the curse of dimensionality by leveraging the latent low-dimensional structure of the system. This approach is based on modifying the stochastic mechanics theory that establishes a correspondence between the Schrödinger equation and a diffusion process. We learn the drifts of this diffusion process using deep learning to sample from the corresponding quantum density. We believe that our approach has the potential to bring to quantum mechanics simulation the same progress that deep learning has enabled in artificial intelligence. We discuss future work in Appendix I.

7 Acknowledgments

The authors gratefully acknowledge the support of DOE grant DE-SC0022232, AFOSR grant FA9550-18-1-0166, and NSF grants DMS-2023109 and DMS-1925101. Supported with funding by the University of Chicago Data Science Institute (DSI). Peter Y. Lu gratefully acknowledges the support of the Eric and Wendy Schmidt AI in Science Postdoctoral Fellowship, a Schmidt Futures program.

References

- [1] Eric Cancès, Mireille Defranceschi, Werner Kutzelnigg, Claude Le Bris, and Yvon Maday. Computational quantum chemistry: a primer. *Handbook of numerical analysis*, 10:3–270, 2003.
- [2] Hiroshi Nakatsuji. Discovery of a general method of solving the Schrödinger and Dirac equations that opens a way to accurately predictive quantum chemistry. *Accounts of Chemical Research*, 45(9):1480–1490, 2012.
- [3] Aravindhnan Ganesan, Michelle L Coote, and Khaled Barakat. Molecular dynamics-driven drug discovery: leaping forward with confidence. *Drug discovery today*, 22(2):249–269, 2017.
- [4] Alexander Heifetz. *Quantum mechanics in drug discovery*. Springer, 2020.
- [5] Bruce M Boghosian and Washington Taylor IV. Quantum lattice-gas model for the many-particle Schrödinger equation in d dimensions. *Physical Review E*, 57(1):54, 1998.
- [6] Rong-Xiang Liu, Bo Tian, Li-Cai Liu, Bo Qin, and Xing Lü. Bilinear forms, N-soliton solutions and soliton interactions for a fourth-order dispersive nonlinear Schrödinger equation in condensed-matter physics and biophysics. *Physica B: Condensed Matter*, 413:120–125, 2013.
- [7] Lov K Grover. From Schrödinger’s equation to the quantum search algorithm. *Pramana*, 56:333–348, 2001.
- [8] Anargyros Papageorgiou and Joseph F Traub. Measures of quantum computing speedup. *Physical Review A*, 88(2):022316, 2013.
- [9] Richard E Bellman. *Dynamic programming*. Princeton university press, 2010.
- [10] Tomaso Poggio, Hrushikesh Mhaskar, Lorenzo Rosasco, Brando Miranda, and Qianli Liao. Why and when can deep-but not shallow-networks avoid the curse of dimensionality: a review. *International Journal of Automation and Computing*, 14(5):503–519, 2017.
- [11] Vamshi C Madala, Shivkumar Chandrasekaran, and Jason Bunk. CNNs avoid curse of dimensionality by learning on patches. *IEEE Open Journal of Signal Processing*, 2023.
- [12] Sergei Manzhos. Machine learning for the solution of the Schrödinger equation. *Machine Learning: Science and Technology*, 1(1):013002, 2020.
- [13] Weinan E and Bing Yu. The Deep Ritz method: A deep learning-based numerical algorithm for solving variational problems, 2017.
- [14] Jiequn Han, Arnulf Jentzen, and Weinan E. Solving high-dimensional partial differential equations using deep learning. *Proceedings of the National Academy of Sciences*, 115(34):8505–8510, 2018.
- [15] Maziar Raissi, Paris Perdikaris, and George E Karniadakis. Physics-informed neural networks: A deep learning framework for solving forward and inverse problems involving nonlinear partial differential equations. *Journal of Computational physics*, 378:686–707, 2019.
- [16] E Weinan, Jiequn Han, and Arnulf Jentzen. Algorithms for solving high dimensional PDEs: from nonlinear Monte Carlo to machine learning. *Nonlinearity*, 35(1):278, 2021.
- [17] Edward Nelson. Derivation of the Schrödinger equation from Newtonian mechanics. *Phys. Rev.*, 150:1079–1085, Oct 1966. doi: 10.1103/PhysRev.150.1079. URL <https://link.aps.org/doi/10.1103/PhysRev.150.1079>.
- [18] Francesco Guerra. Introduction to Nelson stochastic mechanics as a model for quantum mechanics. *The Foundations of Quantum Mechanics—Historical Analysis and Open Questions: Lecce, 1993*, pages 339–355, 1995.
- [19] Edward Nelson. The mystery of stochastic mechanics. *Unpublished manuscript*, 2005. URL <https://web.math.princeton.edu/~nelson/papers/talk.pdf>.

- [20] Ling Yang, Zhilong Zhang, Yang Song, Shenda Hong, Runsheng Xu, Yue Zhao, Yingxia Shao, Wentao Zhang, Bin Cui, and Ming-Hsuan Yang. Diffusion models: A comprehensive survey of methods and applications. *arXiv preprint arXiv:2209.00796*, 2022.
- [21] Maurizio Serva. Relativistic stochastic processes associated to Klein-Gordon equation. *Annales de l'IHP Physique théorique*, 49(4):415–432, 1988.
- [22] Jussi Lindgren and Jukka Liukkonen. Quantum mechanics can be understood through stochastic optimization on spacetimes. *Scientific reports*, 9(1):19984, 2019.
- [23] Janus J Eriksen. Mean-field density matrix decompositions. *The Journal of Chemical Physics*, 153(21):214109, 2020.
- [24] Gonçalo dos Reis, Stefan Engelhardt, and Greig Smith. Simulation of McKean–Vlasov SDEs with super-linear growth. *IMA Journal of Numerical Analysis*, 42(1):874–922, 2022.
- [25] Joan Bruna, Benjamin Peherstorfer, and Eric Vanden-Eijnden. Neural Galerkin scheme with active learning for high-dimensional evolution equations. *arXiv preprint arXiv:2203.01360*, 2022.
- [26] Jiequn Han, Linfeng Zhang, and E Weinan. Solving many-electron Schrödinger equation using deep neural networks. *Journal of Computational Physics*, 399:108929, 2019.
- [27] D. Pfau, J.S. Spencer, A.G. de G. Matthews, and W.M.C. Foulkes. Ab-initio solution of the many-electron Schrödinger equation with deep neural networks. *Phys. Rev. Research*, 2:033429, 2020. doi: 10.1103/PhysRevResearch.2.033429. URL <https://link.aps.org/doi/10.1103/PhysRevResearch.2.033429>.
- [28] Jan Hermann, Zeno Schätzle, and Frank Noé. Deep-neural-network solution of the electronic Schrödinger equation. *Nature Chemistry*, 12(10):891–897, 2020.
- [29] John A Barker. A quantum-statistical Monte Carlo method; path integrals with boundary conditions. *The Journal of Chemical Physics*, 70(6):2914–2918, 1979.
- [30] J. F. Corney and P. D. Drummond. Gaussian quantum Monte Carlo methods for fermions and bosons. *Physical Review Letters*, 93(26), dec 2004. doi: 10.1103/physrevlett.93.260401. URL <https://doi.org/10.1103/PhysRevLett.93.260401>.
- [31] Brian M Austin, Dmitry Yu Zubarev, and William A Lester Jr. Quantum Monte Carlo and related approaches. *Chemical reviews*, 112(1):263–288, 2012.
- [32] Giuseppe Carleo, Lorenzo Cevolani, Laurent Sanchez-Palencia, and Markus Holzmann. Unitary dynamics of strongly interacting bose gases with the time-dependent variational Monte Carlo method in continuous space. *Physical Review X*, 7(3):031026, 2017.
- [33] Giuseppe Carleo and Matthias Troyer. Solving the quantum many-body problem with artificial neural networks. *Science*, 355(6325):602–606, 2017.
- [34] Markus Schmitt and Markus Heyl. Quantum many-body dynamics in two dimensions with artificial neural networks. *Physical Review Letters*, 125(10):100503, 2020.
- [35] Yong-Xin Yao, Niladri Gomes, Feng Zhang, Cai-Zhuang Wang, Kai-Ming Ho, Thomas Iadecola, and Peter P Orth. Adaptive variational quantum dynamics simulations. *PRX Quantum*, 2(3):030307, 2021.
- [36] Alessandro Sinibaldi, Clemens Giuliani, Giuseppe Carleo, and Filippo Vicentini. Unbiasing time-dependent Variational Monte Carlo by projected quantum evolution. *arXiv preprint arXiv:2305.14294*, 2023.
- [37] Tamar Schlick. *Molecular modeling and simulation: an interdisciplinary guide*, volume 2. Springer, 2010.
- [38] Jonathan Ho, Ajay Jain, and Pieter Abbeel. Denoising diffusion probabilistic models. *Advances in Neural Information Processing Systems*, 33:6840–6851, 2020.

- [39] K Andrew Cliffe, Mike B Giles, Robert Scheichl, and Aretha L Teckentrup. Multilevel Monte Carlo methods and applications to elliptic PDEs with random coefficients. *Computing and Visualization in Science*, 14:3–15, 2011.
- [40] Xavier Warin. Nesting Monte Carlo for high-dimensional non-linear PDEs. *Monte Carlo Methods and Applications*, 24(4):225–247, 2018.
- [41] Pierre Del Moral. *Feynman-Kac formulae*. Springer, 2004.
- [42] Jia-An Yan. From Feynman-Kac formula to Feynman integrals via analytic continuation. *Stochastic processes and their applications*, 54(2):215–232, 1994.
- [43] Nikolas Nüsken and Lorenz Richter. Solving high-dimensional Hamilton–Jacobi–Bellman PDEs using neural networks: perspectives from the theory of controlled diffusions and measures on path space. *Partial differential equations and applications*, 2:1–48, 2021.
- [44] Nikolas Nüsken and Lorenz Richter. Interpolating between BSDEs and PINNs: deep learning for elliptic and parabolic boundary value problems. *arXiv preprint arXiv:2112.03749*, 2021.
- [45] David Bohm. A suggested interpretation of the quantum theory in terms of "hidden" variables. I. *Phys. Rev.*, 85:166–179, Jan 1952. doi: 10.1103/PhysRev.85.166. URL <https://link.aps.org/doi/10.1103/PhysRev.85.166>.
- [46] Benjamin Fehrman, Benjamin Gess, and Arnulf Jentzen. Convergence rates for the stochastic gradient descent method for non-convex objective functions, 2019.
- [47] Peter E Kloeden and Eckhard Platen. *Stochastic differential equations*. Springer, 1992.
- [48] Adam Paszke, Sam Gross, Soumith Chintala, Gregory Chanan, Edward Yang, Zachary DeVito, Zeming Lin, Alban Desmaison, Luca Antiga, and Adam Lerer. Automatic differentiation in PyTorch, 2017.
- [49] Michael F. Hutchinson. A stochastic estimator of the trace of the influence matrix for Laplacian smoothing splines. *Communication in Statistics- Simulation and Computation*, 18:1059–1076, 01 1989. doi: 10.1080/03610919008812866.
- [50] Shayan Aziznejad, Harshit Gupta, Joaquim Campos, and Michael Unser. Deep neural networks with trainable activations and controlled Lipschitz constant. *IEEE Transactions on Signal Processing*, 68:4688–4699, 2020.
- [51] Pauli Virtanen, Ralf Gommers, Travis E Oliphant, Matt Haberland, Tyler Reddy, David Cournapeau, Evgeni Burovski, Pearu Peterson, Warren Weckesser, Jonathan Bright, et al. Scipy 1.0: fundamental algorithms for scientific computing in python. *Nature methods*, 17(3):261–272, 2020.
- [52] Diederik P Kingma and Jimmy Ba. Adam: A method for stochastic optimization. *arXiv preprint arXiv:1412.6980*, 2014.
- [53] Arthur Jacot, Franck Gabriel, and Clément Hongler. Neural tangent kernel: Convergence and generalization in neural networks. *Advances in neural information processing systems*, 31, 2018.
- [54] Sifan Wang, Xinling Yu, and Paris Perdikaris. When and why PINNs fail to train: A neural tangent kernel perspective. *Journal of Computational Physics*, 449:110768, 2022.
- [55] Maxim Raginsky, Alexander Rakhlin, and Matus Telgarsky. Non-convex learning via stochastic gradient Langevin dynamics: a nonasymptotic analysis, 2017.
- [56] Boris Muzellec, Kanji Sato, Mathurin Massias, and Taiji Suzuki. Dimension-free convergence rates for gradient Langevin dynamics in RKHS, 2020.
- [57] Andreas Griewank and Andrea Walther. *Evaluating Derivatives*. Society for Industrial and Applied Mathematics, second edition, 2008. doi: 10.1137/1.9780898717761. URL <https://epubs.siam.org/doi/abs/10.1137/1.9780898717761>.

- [58] Ruoxi Jiang and Rebecca Willett. Embed and Emulate: Learning to estimate parameters of dynamical systems with uncertainty quantification. *Advances in Neural Information Processing Systems*, 35:11918–11933, 2022.
- [59] Orlando Alvarez. String theory and holomorphic line bundles. In *7th Workshop on Grand Unification: ICOBAN 86*, 9 1986.
- [60] Timothy Wallstrom. On the derivation of the Schrödinger equation from stochastic mechanics. *Foundations of Physics Letters*, 2:113–126, 03 1989. doi: 10.1007/BF00696108.
- [61] Carlos Tejero Prieto and Raffaele Vitolo. On the geometry of the energy operator in quantum mechanics. *International Journal of Geometric Methods in Modern Physics*, 11(07):1460027, aug 2014. doi: 10.1142/s0219887814600275. URL <https://doi.org/10.1142/2Fs0219887814600275>.
- [62] Brian D.O. Anderson. Reverse-time diffusion equation models. *Stochastic Processes and their Applications*, 12(3):313–326, 1982.
- [63] Samuel Colin and Ward Struyve. Quantum non-equilibrium and relaxation to equilibrium for a class of de Broglie–Bohm-type theories. *New Journal of Physics*, 12(4):043008, 2010.
- [64] Nicholas M. Boffi and Eric Vanden-Eijnden. Probability flow solution of the Fokker-Planck equation, 2023.
- [65] Paolo Baldi and Paolo Baldi. *Stochastic calculus*. Springer, 2017.
- [66] Edward Nelson. *Dynamical theories of Brownian motion*, volume 106. Princeton university press, 2020.
- [67] T. H. Gronwall. Note on the derivatives with respect to a parameter of the solutions of a system of differential equations. *Annals of Mathematics*, 20(4):292–296, 1919. ISSN 0003486X. URL <http://www.jstor.org/stable/1967124>.
- [68] RG Woolley and BT Sutcliffe. Molecular structure and the Born—Oppenheimer approximation. *Chemical Physics Letters*, 45(2):393–398, 1977.
- [69] Maaneli Derakhshani and Guido Bacciagaluppi. On multi-time correlations in stochastic mechanics, 2022.
- [70] Gordon D Smith and Gordon D Smith. *Numerical solution of partial differential equations: finite difference methods*. Oxford university press, 1985.
- [71] J Peter May. *A concise course in algebraic topology*. University of Chicago press, 1999.
- [72] István Gyöngy. Mimicking the one-dimensional marginal distributions of processes having an Itô differential. *Probability theory and related fields*, 71(4):501–516, 1986.
- [73] Silvana Ilie, Kenneth R Jackson, and Wayne H Enright. Adaptive time-stepping for the strong numerical solution of stochastic differential equations. *Numerical Algorithms*, 68(4):791–812, 2015.
- [74] Ph Blanchard, Ph Combe, M Sirugue, and M Sirugue-Collin. Stochastic jump processes associated with Dirac equation. In *Stochastic Processes in Classical and Quantum Systems: Proceedings of the 1st Ascona-Como International Conference, Held in Ascona, Ticino (Switzerland), June 24–29, 1985*, pages 65–86. Springer, 2005.
- [75] Vladimir N Serkin and Akira Hasegawa. Novel soliton solutions of the nonlinear Schrödinger equation model. *Physical Review Letters*, 85(21):4502, 2000.
- [76] Rainer Buckdahn, Juan Li, Shige Peng, and Catherine Rainer. Mean-field stochastic differential equations and associated PDEs. *The Annals of Probability*, 45(2):824 – 878, 2017. doi: 10.1214/15-AOP1076. URL <https://doi.org/10.1214/15-AOP1076>.
- [77] Thaddeus George Dankel. Mechanics on manifolds and the incorporation of spin into Nelson’s stochastic mechanics. *Archive for Rational Mechanics and Analysis*, 37:192–221, 1970.

- [78] GF De Angelis, A Rinaldi, and M Serva. Imaginary-time path integral for a relativistic spin-(1/2) particle in a magnetic field. *Europhysics Letters*, 14(2):95, 1991.

A Notation

- $\langle a, b \rangle = \sum_{i=1}^d a_i b_i$ for $a, b \in \mathbb{R}^d$ – a scalar product.
- $\|a\| = \sqrt{\langle a, a \rangle}$ for $a \in \mathbb{R}^d$ – a norm.
- $\text{Tr}(A) = \sum_{i=1}^d a_{ii}$ for a matrix $A = [a_{ij}]_{i=1, j=1}^{d, d}$.
- $A(t), B(t), C(t), \dots$ – stochastic processes indexed by time $t \geq 0$.
- A_i, B_i, C_i, \dots – approximations to those processes.
- a, b, c – other variables.
- $\mathbf{A}, \mathbf{B}, \mathbf{C}, \dots$ – quantum observables, e.g., $\mathbf{X}(t)$ – result of quantum measurement of the coordinate of the particle at moment t .
- $\rho_A(x, t)$ – density probability of a process $A(t)$ at time t .
- $\psi(x, t)$ – a wave function.
- $\psi_0 = \psi(x, 0)$ – an initial wave function.
- $\rho(x, t) = |\psi(x, t)|^2$ – a quantum density.
- $\rho_0(x) = \rho(x, 0)$ – an initial probability distribution.
- $\psi(x, t) = \sqrt{\rho(x, t)} e^{iS(x, t)}$ where $S(x, t)$ – a single-valued representative of the phase of the wave function.
- $\nabla = \left(\frac{\partial}{\partial x_1}, \dots, \frac{\partial}{\partial x_d} \right)$ – a gradient operator. If $f : \mathbb{R}^d \rightarrow \mathbb{R}^m$, then $\nabla f(x) \in \mathbb{R}^{d \times m}$ is the Jacobian of f , in the case of $m = 1$ we call it a gradient of f .
- $\nabla^2 = \left[\frac{\partial^2}{\partial x_i \partial x_j} \right]_{i=1, j=1}^{d, d}$ – the Hessian operator.
- $\nabla^2 \cdot A = \left[\frac{\partial^2}{\partial x_i \partial x_j} a_{ij} \right]_{i=1, j=1}^{d, d}$ for $A = [a_{ij}(x)]_{i=1, j=1}^{d, d}$.
- $\langle \nabla, \cdot \rangle$ – a divergence operator, e.g., for $f : \mathbb{R}^d \rightarrow \mathbb{R}^d$ we have $\langle \nabla, f(x) \rangle = \sum_{i=1}^d \frac{\partial}{\partial x_i} f_i(x)$.
- $\Delta = \text{Tr}(\nabla^2)$ – the Laplace operator.
- m – a mass tensor (or a scalar mass).
- \hbar – the reduced Planck's constant.
- $\partial_y = \frac{\partial}{\partial y}$ – a short-hand notation for a partial derivative operator.
- $[A, B] = AB - BA$ – a commutator of two operators. If one of the arguments is a scalar function, we consider a scalar function as a point-wise multiplication operator.
- $|z| = \sqrt{x^2 + y^2}$ for a complex number $z = x + iy \in \mathcal{C}$, $x, y \in \mathbb{R}$.
- $\mathcal{N}(\mu, C)$ – a Gaussian distribution with mean $\mu \in \mathbb{R}^d$ and covariance $C \in \mathbb{R}^{d \times d}$.
- $A \sim \rho$ means that A is a random variable with distribution ρ . We do not differentiate between "sample from" and "distributed as", but it is evident from context when we consider samples from distribution versus when we say that something has such distribution.
- δ_x – delta-distribution concentrated at x . It is a generalized function corresponding to the "density" of a distribution with a singular support $\{x\}$.

B DSM algorithm

We present detailed versions of our method: Algorithm 2 for batch generation and Algorithm 3 for training. During inference, distributions of X_i converge to $\rho = |\psi|^2$ and thus we obtain the desired outcome. Furthermore, solving (7a) on points generated by the current best approximations of u, v , the method exhibits self-adaptation behavior: the method obtains its current belief where $X(t)$ is concentrated, updates its belief and iterates accordingly. With each iteration of the inference, the method focuses more on high-concentration regions of ρ .

Algorithm 2 GenerateBatch($u, v, \rho_0, \nu, T, B, N$) – sample trajectories

Physical hyperparams: T – time horizon, ψ_0 – initial wave-function.

Hyperparams: $\nu \geq 0$ – diffusion constant, $B \geq 1$ – batch size, $N \geq 1$ – time grid size.

$t_i = iT/N$ for $0 \leq i \leq N$

sample $X_{0j} \sim |\psi_0|^2$ for $1 \leq j \leq B$

for $1 \leq i \leq N$ **do**

sample $\xi_j \sim \mathcal{N}(0, I_d)$ for $1 \leq j \leq B$

$X_{ij} = X_{(i-1)j} + \frac{T}{N}(v_\theta(X_{(i-1)j}, t_{i-1}) + \nu u_\theta(X_{(i-1)j}, t_{i-1})) + \sqrt{\frac{\nu \hbar T}{mN}} \xi_j$ for $1 \leq j \leq B$

end for

output $\left\{ \left\{ X_{ij} \right\}_{j=1}^B \right\}_{i=0}^N$

Algorithm 3 A training algorithm

Physical hyperparams: $m > 0$ – mass, $\hbar > 0$ – reduced Planck constant, T – a time horizon, $\psi_0 : \mathbb{R}^d \rightarrow \mathbb{C}$ – an initial wave function, $V : \mathbb{R}^d \times [0, T] \rightarrow \mathbb{R}$ – potential.

Hyperparams: $\eta > 0$ – learning rate for backprop, $\nu > 0$ – diffusion constant, $B \geq 1$ – batch size, $M \geq 1$ – optimization steps, $N \geq 1$ – time grid size, $w_u, w_v, w_0 > 0$ – weights of losses.

Instructions:

$t_i = iT/N$ for $0 \leq i \leq N$

for $1 \leq \tau \leq M$ **do**

$X = \text{GenerateBatch}(u_{\theta_{\tau-1}}, v_{\theta_{\tau-1}}, \psi_0, \nu, T, B, N)$

define $L_\tau^u(\theta) = \frac{1}{(N+1)B} \sum_{i=0}^N \sum_{j=1}^B \left\| \partial_t u_\theta(X_{ij}, t_i) - \mathcal{D}_u[u_\theta, v_\theta, X_{ij}, t_i] \right\|^2$

define $L_\tau^v(\theta) = \frac{1}{(N+1)B} \sum_{i=0}^N \sum_{j=1}^B \left\| \partial_t v_\theta(X_{ij}, t_i) - \mathcal{D}_v[u_\theta, v_\theta, X_{ij}, t_i] \right\|^2$

define $L_\tau^0(\theta) = \frac{1}{B} \sum_{j=1}^B \left(\left\| u_\theta(X_{0j}, t_0) - u_0(X_{0j}) \right\|^2 + \left\| v_\theta(X_{0j}, t_0) - v_0(X_{0j}, t_0) \right\|^2 \right)$

define $\mathcal{L}_\tau(\theta) = w_u L_\tau^u(\theta) + w_v L_\tau^v(\theta) + w_0 L_\tau^0(\theta)$

$\theta_\tau = \text{OptimizationStep}(\theta_{\tau-1}, \nabla_\theta \mathcal{L}_\tau(\theta_{\tau-1}), \eta)$

end for

output $u_{\theta_M}, v_{\theta_M}$

C Experiment setup details

In our experiments, we set $m = 1$, $\hbar = 10^{-24}$, $\sigma^2 = 10^{-1}$. For the harmonic oscillator model, $N = 1000$ and the batch size $B = 100$; for the singular initial condition problem, $N = 100$ and $B = 100$. For evaluation, our method samples 10 000 points per time step, and the observables are estimated from these samples; we run the model this way ten times.

C.1 A numerical solution

1d harmonic oscillator with $S_0(x) \equiv 0$: To evaluate our method’s performance, we use a numerical solver that integrates the corresponding differential equation given the initial condition. We use SciPy library [51]. The solution domain is $x \in [-2, 2]$ and $t \in [0, 1]$, where x is split into 566 points and t

⁴The value of the reduced Planck constant depends on the metric system that we use and, thus, for our evaluations we are free to choose any value.

into 1001 time steps. This solution can be repeated d times for the d -dimensional harmonic oscillator problem.

1d harmonic oscillator with $S_0(x) = -5x$: We use the same numerical solver as for the $S_0(x) \equiv 0$ case. The solution domain is $x \in [-2, 2]$ and $t \in [0, 1]$, where x is split into 2829 points and t is split into 1001 time steps.

C.2 Architecture and training details

A basic NN architecture for our approach and the PINN is a feed-forward NN with one hidden layer with hyperbolic tangent activation functions. We represent the velocities u and v using the basic NN architecture with 200 neurons in the case of the singular initial condition. The training process takes about 7 mins. For $d = 1$ harmonic oscillator with zero initial phase problem, there are 200 neurons for our method and 400 for the PINN; for $d = 3$ and more dimensions, we use 400 neurons. This rule holds for the experiments measuring total training time in Section 5.4. In a $d = 1$ harmonic oscillator with a non-zero initial phase problem, we use 300 hidden neurons in our models. In the experiments devoted to measuring time per epoch (from Section 5.4), the number of hidden neurons is fixed to 200 for all dimensions. We use the Adam optimizer [52] with a learning rate 10^{-4} . In our experiments, we set $w_u = 1, w_v = 0.8, w_0 = 1$. For PINN evaluation, the test sets are the same as the grid for the numerical solver. In our experiments, we usually use a single NVIDIA A40 GPU. For the results reported in Section 5.4, we use an NVIDIA A100 GPU.

C.3 On Optimization

We use Adam optimizer [52] in our experiments. Since the operators (8) are not linear, we may not be able to claim convergence to the global optima of such methods as SGD or Adam in the Neural Tangent Kernel (NTK) [53] limit. Such proof exists for PINNs in Wang et al. [54] due to the linearity of the Schrödinger equation (1). It is possible that non-linearity in the loss (14) requires non-convex methods to achieve theoretical guarantees on convergence to the global optima [55, 56]. Further research into NTK and non-linear PDEs is needed [54].

The only noise source in our loss (14) comes from trajectory sampling. This fact contrasts sharply with generative diffusion models relying on score matching [20]. In these models, the loss has $\mathcal{O}(\epsilon^{-1})$ variance as it implicitly attempts to numerically estimate the stochastic differential $\frac{X(t+\epsilon) - X(t)}{\epsilon}$ which leads to $\frac{1}{\sqrt{\epsilon}}$ contribution from increments of the Wiener process. In our loss, the stochastic differentials are evaluated analytically in Equation (8) avoiding such contributions; for details, see Nelson [17, 19]. This leads $\mathcal{O}(1)$ variance of the gradient and, thus, allows us to achieve fast convergence with smaller batches.

D Experiments

D.1 Singular initial conditions

As a proof of concept, we consider a case of one particle $x \in \mathbb{R}^1$ with $V(x) \equiv 0$ and $\psi_0 = \delta_0, t \in [0, 1]$. Since δ -function is a generalized function, we must take a δ -sequence for the training. The most straightforward approach is to take $\widetilde{\psi}_0 = \frac{1}{(2\pi\alpha)^{\frac{1}{4}}} e^{-\frac{x^2}{4\alpha}}$ with $\alpha \rightarrow 0_+$. In our experiments we take $\alpha = \frac{\hbar^2}{m^2}$, yielding $v_0(x) \equiv 0$ and $u_0(x) = -\frac{\hbar x}{2m\alpha}$. Since ψ_0 is singular, we must set $\nu = 1$ during sampling. The analytical solution is given as $\psi(x, t) = \frac{1}{(2\pi t)^{\frac{1}{4}}} e^{-\frac{x^2}{4t}}$. So, we expect the standard deviation of $X(t)$ to grow as \sqrt{t} , and the mean value of $X(t)$ to be zero.

We do not compare our approach with PINNs since it is a simple proof of concept, and the analytical solution is known. Figure 4 summarizes the results of our experiment. Specifically, the left panel of the figure shows the magnitude of the density obtained with our approach alongside the true density. The right panel of Figure 4 shows statistics of X_t , such as mean and variance, and the corresponding error bars. The resulting prediction errors are calculated against the truth data for this problem and are measured at 0.008 ± 0.007 in the L_2 -norm for the averaged mean and 0.011 ± 0.007 in the relative

L_2 -norm for the averaged variance of X_t . Our approach can accurately capture the behavior of the Schrödinger equation in the singular initial condition case.

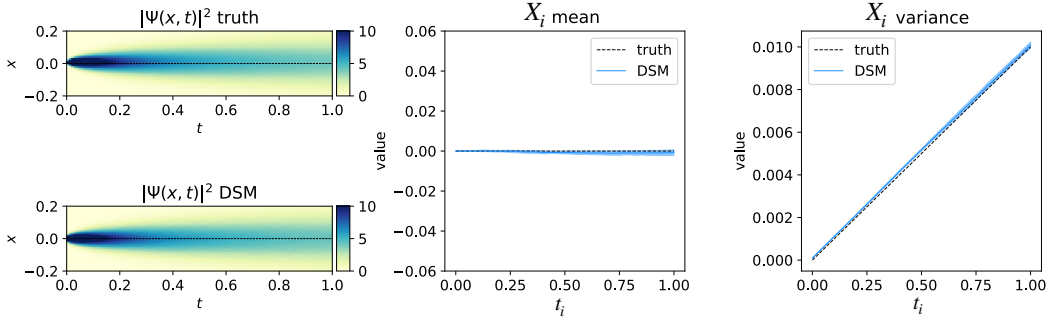


Figure 4: Results for the singular initial condition case. DSM corresponds to our method.

D.2 3D harmonic oscillator

We further explore our approach by considering the harmonic oscillator model with $S_0(x) \equiv 0$ with three non-interacting particles. This setting can be viewed as a 3d problem, where the solution is a 1d solution repeated three times. Due to computational resource limitations, we are unable to execute the PINN model. The number of collocation points should grow exponentially with the problem dimension so that the PINN model converges. We have about 512 GB of memory but cannot store 60000^3 points. We conduct experiments comparing two versions of the proposed algorithm: the Nelsonian one and our version. Table 2 provides the quantitative results of these experiments. Our version demonstrates slightly better performance compared to the Nelsonian version, although the difference is not statistically significant. Empirically, our version requires more steps to converge compared to the Nelsonian version: 7000 vs. 9000 epochs correspondingly. However, the training time of the Nelsonian approach is about 20 mins longer than our approach’s time.

Figure 5 demonstrates the obtained statistics with the proposed algorithm’s two versions (Nelsonian and Gradient Divergence) for every dimension. Figure 6 compares the density function for every dimension for these two versions. Table 5 summarizes the error rates per dimension. The results suggest no significant difference in the performance of these two versions of our algorithm. As mentioned in the main text, the Gradient Divergence version tends to require more steps to converge, but it has linear time complexity in contrast to the quadratic complexity of the Nelsonian version.

Table 5: The results for 3d harmonic oscillator with $S_0(x) \equiv 0$ using two versions of the proposed approach: the Nelsonian one uses the Laplacian operator in the training loss, the Gradient Divergence version is our modification that replaces Laplacian with gradient of divergence.

Model	$\mathcal{E}_m(X_i^{(1)}) \downarrow$	$\mathcal{E}_m(X_i^{(2)}) \downarrow$	$\mathcal{E}_m(X_i^{(3)}) \downarrow$	$\mathcal{E}_m(X_i) \downarrow$
DSM (Nelsonian)	0.170 ± 0.081	0.056 ± 0.030	0.073 ± 0.072	0.100 ± 0.061
DSM (Gradient Divergence)	0.038 ± 0.023	0.100 ± 0.060	0.082 ± 0.060	0.073 ± 0.048
Model	$\mathcal{E}_v(X_i^{(1)}) \downarrow$	$\mathcal{E}_v(X_i^{(2)}) \downarrow$	$\mathcal{E}_v(X_i^{(3)}) \downarrow$	$\mathcal{E}_v(X_i) \downarrow$
DSM (Nelsonian)	0.012 ± 0.009	0.012 ± 0.009	0.011 ± 0.008	0.012 ± 0.009
DSM (Gradient Divergence)	0.012 ± 0.010	0.009 ± 0.005	0.011 ± 0.010	0.011 ± 0.008
Model	$\mathcal{E}(v^{(1)}) \downarrow$	$\mathcal{E}(v^{(2)}) \downarrow$	$\mathcal{E}(v^{(3)}) \downarrow$	$\mathcal{E}(v) \downarrow$
DSM (Nelsonian)	0.00013	0.00012	0.00012	0.00012
DSM (Gradient Divergence)	4.346 × 10⁻⁵	4.401 × 10⁻⁵	4.700 × 10⁻⁵	4.482 × 10⁻⁵
Model	$\mathcal{E}(u^{(1)}) \downarrow$	$\mathcal{E}(u^{(2)}) \downarrow$	$\mathcal{E}(u^{(3)}) \downarrow$	$\mathcal{E}(u) \downarrow$
DSM (Nelsonian)	4.441 × 10⁻⁵	2.721 × 10⁻⁵	2.810 × 10 ⁻⁵	3.324 × 10⁻⁵
DSM (Gradient Divergence)	6.648 × 10 ⁻⁵	4.405 × 10 ⁻⁵	1.915 × 10⁻⁵	4.333 × 10 ⁻⁵

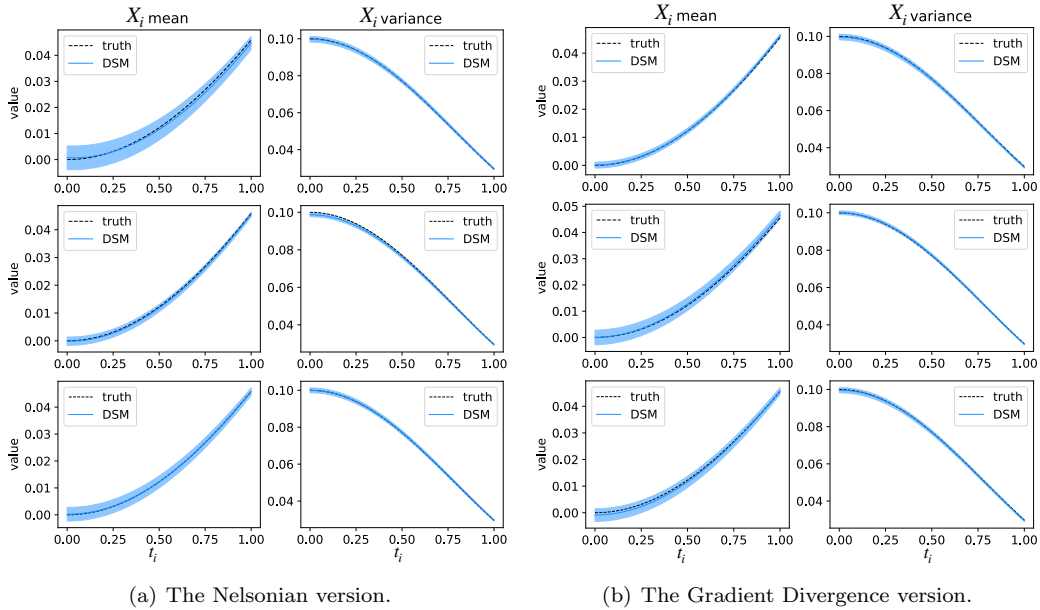


Figure 5: The obtained statistics for 3d harmonic oscillator using two versions of the proposed approach.

D.3 Naive sampling

Figure 7 shows performance of Gaussian sampling approach applied to the harmonic oscillator and the singular initial condition setting. Table 6 compares results of all methods. Our approach converges to the ground truth while naive sampling does not. Figure 7 illustrates performance of Gaussian sampling.

Table 6: Error rates for different problem settings using two sampling schemes: our (DSM) and Gaussian sampling. Gaussian sampling replaces all measures in the expectations with Gaussian noise in Equation (14). The **best** result is in bold. These results demonstrate that our approach work better than the naïve sampling scheme.

Problem	Model	$\mathcal{E}_m(X_i) \downarrow$	$\mathcal{E}_v(X_i) \downarrow$	$\mathcal{E}(v) \downarrow$	$\mathcal{E}(u) \downarrow$
Singular IC	Gaussian sampling	0.043 ± 0.042	0.146 ± 0.013	1.262	0.035
	DSM	0.008 ± 0.007	0.011 ± 0.007	0.524	0.008
Harm osc 1d, $S_0(x) \equiv 0$	Gaussian sampling	0.294 ± 0.152	0.488 ± 0.018	3.19762	1.18540
	DSM	0.077 ± 0.052	0.011 ± 0.006	0.00011	2.811×10^{-5}
Harm osc 1d, $S_0(x) = -5x$	Gaussian sampling	0.836 ± 0.296	0.086 ± 0.007	77.57819	24.15156
	DSM	0.223 ± 0.207	0.009 ± 0.008	1.645×10^{-5}	2.168×10^{-5}
Harm osc 3d, $S_0(x) \equiv 0$	Gaussian sampling	0.459 ± 0.126	5.101 ± 0.201	13.453	5.063
	DSM	0.073 ± 0.048	0.011 ± 0.008	4.482×10^{-5}	4.333×10^{-5}

D.4 Computational complexity

Proposition 4.1. Computing a forward pass of u_θ, v_θ scales as $\mathcal{O}(d)$ by their design. What we need is to prove that the loss function (14) can be computed in $\mathcal{O}(d)$. we have two kind of operators appear there $\langle \nabla \cdot, \cdot \rangle$ and $\nabla \langle \nabla, \cdot \rangle$.

The first one is pure Jacobian-vector product, thus, there is an algorithm to estimate it with linear complexity (assuming the forward pass has linear complexity), see Griewank and Walther [57].

For the second type, we observe that $\nabla \langle \nabla, \cdot \rangle = \langle \nabla \langle \nabla \cdot, \mathbb{1}_d \rangle, \mathbb{1}_d \rangle$. Thus, this is a composition of two Jacobian-vector products and by applying the same result twice we obtain that its complexity scales as a constant multiply of the forward pass complexity. \square

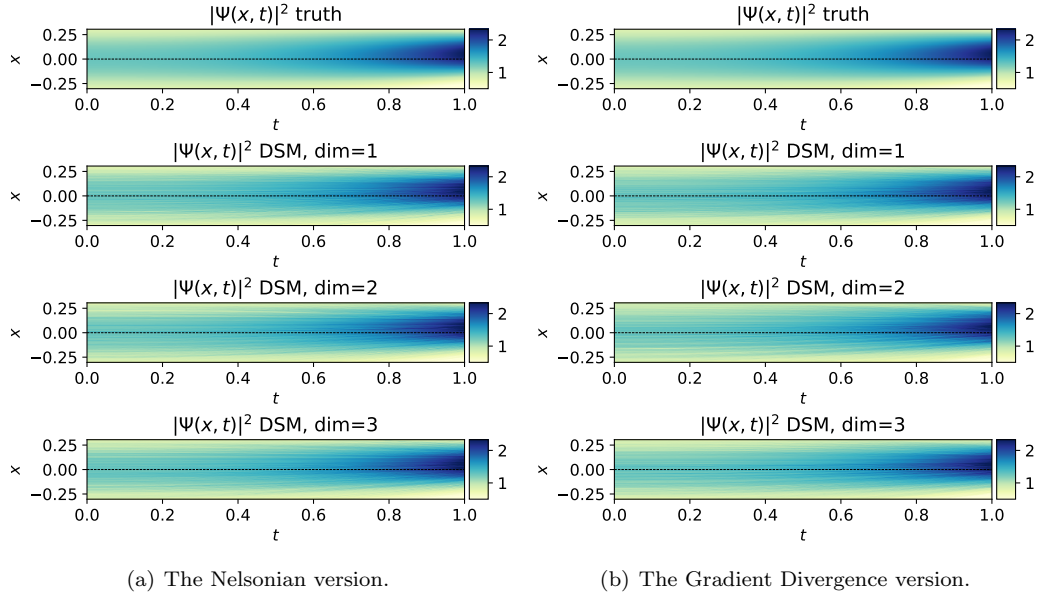


Figure 6: The density function for 3d harmonic oscillator using two versions of the proposed approach.

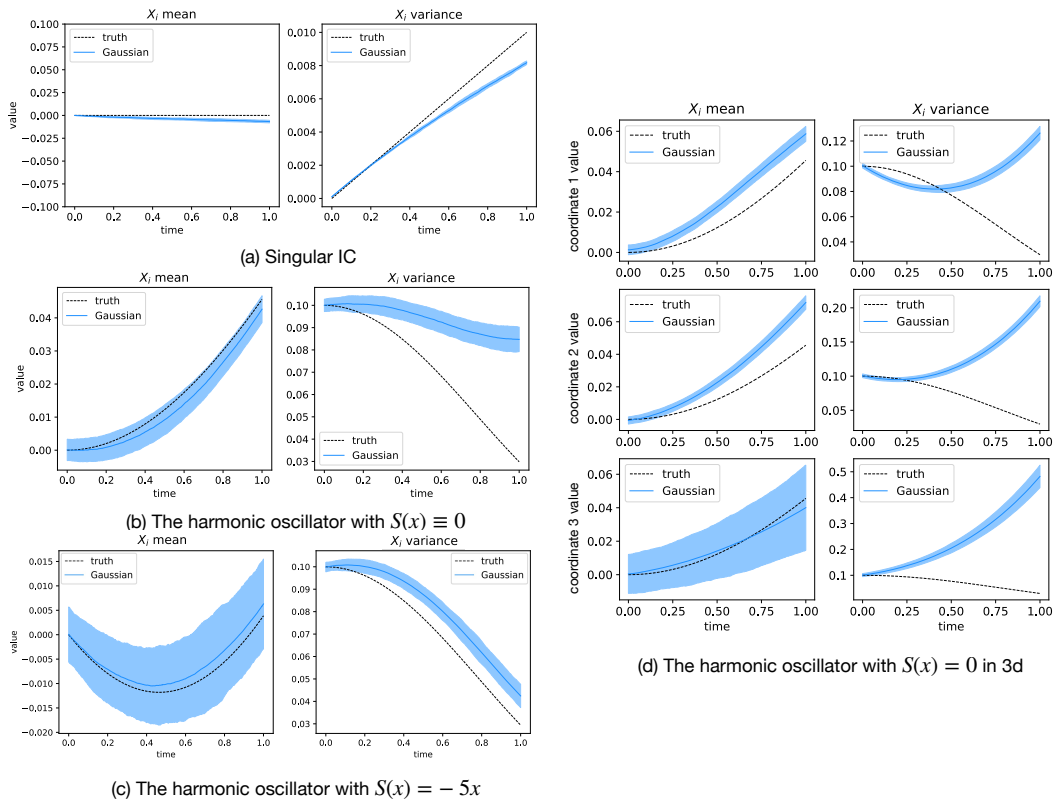


Figure 7: An illustration of produced trajectories using the naïve Gaussian sampling scheme as a comparison with the proposed approach. The obtained trajectories do not match the solution, while the results in our paper suggest that the proposed DSM approach converges better. Compare with Figures 4, 2, 5.

We empirically estimate memory allocation on a GPU (NVIDIA A100) when training two versions of the proposed algorithm. In addition, we estimate the number of epochs until the training loss

function is less than 10^{-2} for different problem dimensions. The results are visualized in Figure 8(a) proves the memory usage of the Gradient Divergence version grows linearly with the dimension while it grows quadratically in the Nelsonian version. We also empirically access the convergence speed of two versions of our approach. Figure 8(b) shows how many epochs are needed to make the training loss less than 1×10^{-2} . Usually, the Gradient Divergence version requires slightly more epochs to converge to this threshold than the Nelsonian one. The number of epochs is averaged across five runs. In both experiments, the setup is the same as we describe in Section 5.4.

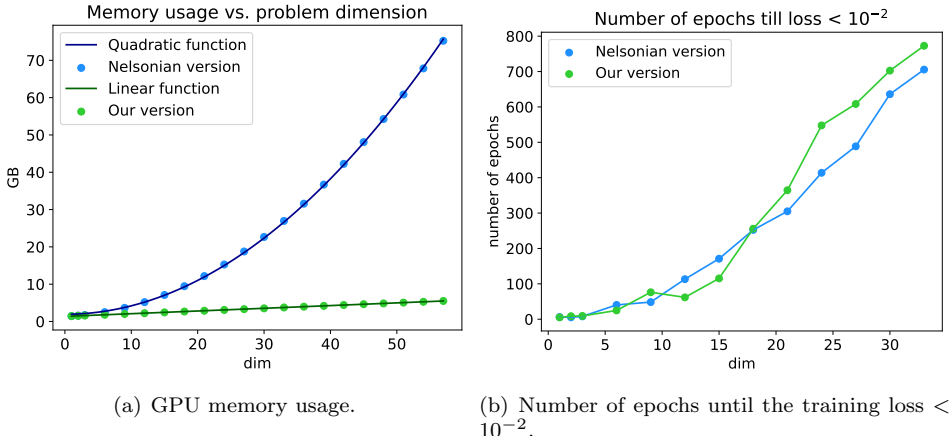


Figure 8: Empirical complexity evaluation of two versions of the proposed method: memory usage and the number of epochs until the loss is less than the threshold.

Also, we provide more details on the experiment measuring the total training time per dimensions $d = 1, 3, 5, 7, 9$. This experiment is described in Section 5.4, and the training time grows linearly with the problem dimension. Table 7 presents the error rates and train time. The results show that the proposed approach can perform well for every dimension while the train time scales linearly with the problem dimension.

Table 7: Training time and test errors for the harmonic oscillator model for different d .

d	$\mathcal{E}_m(X_i) \downarrow$	$\mathcal{E}_v(X_i) \downarrow$	$\mathcal{E}(v) \downarrow$	$\mathcal{E}(u) \downarrow$	TRAIN TIME
1	0.074 ± 0.052	0.009 ± 0.007	0.00012	2.809E-05	46M 20S
3	0.073 ± 0.048	0.010 ± 0.008	4.479E-05	3.946E-05	2H 18M
5	0.081 ± 0.057	0.009 ± 0.008	4.956E-05	4.000E-05	3H 10M
7	0.085 ± 0.060	0.011 ± 0.009	5.877E-05	4.971E-05	3H 40M
9	0.096 ± 0.081	0.011 ± 0.009	7.011E-05	6.123E-05	4H 46M

D.5 Interacting system

As a numerical solver, we use the qmsolve library ⁵. The solution domain is $x \in [-1.5, 1.5]$ and $t \in [0, 1]$, where x is split into 100 points and t into 1001 time steps. The PINN inputs are $N_0 = 10000$, $N_b = 1000$ data points, and $N_f = 1000000$ collocation points. Figure 9 shows the performance of both methods for the interacting particles problem.

Permutation invariance. As the system is symmetric (we have two bosons), we enforce symmetry for both DSM and PINNs. In particular, the neural network inputs x are sorted, ensuring that the models are permutation invariant. On one hand, such approach helps with physical property of system being satisfied. On the other hand, sorting x increases computational time, and it might be preferable to avoid in higher dimensions. For the two interacting particles system, the performance difference between a regular and permutation invariant architectures is not so significant, though.

⁵<https://github.com/quantum-visualizations/qmsolve>

Architecture of the neural network. Instead of a multi-layer perceptron as used in Raissi et al. [15], we followed the design choice of Jiang and Willett [58] to use residual connection blocks. In our experiments, we used the Tanh as the activation function, set the hidden dimension to be 300, and used the same architecture for both DSM and PINN. Empirically, we found out that this design choice would lead to faster convergence in terms of training time.

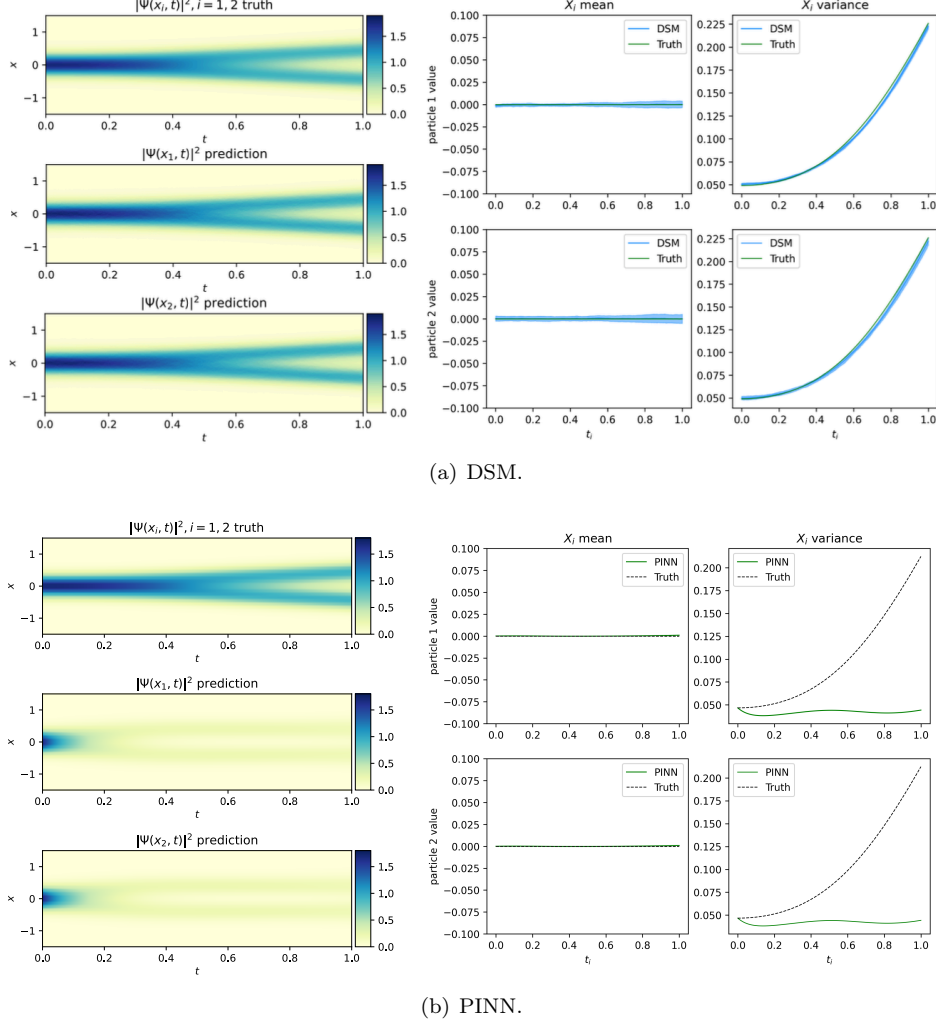


Figure 9: DSM and PINN results for two interacting particles.

D.5.1 Scaling experiments

This section provides more details on experiments from Section 5.4.2, where we investigate the scaling of DSM approach for the interacting bosons system. We compare the performance of our algorithm with a numerical solver based on the Crank–Nicolson method (we modified qmsolve library to work for $d > 2$). Our method reveals favorable scaling capabilities in the problem dimension compared to Crank–Nicolson method as shown in ?? and ?. Figure 10 shows generated density functions. While we don’t have the baseline for $d = 5$, we believe DSM predictions are still reasonable. We assume that the simulation results are reliable for $N = 60$ in $d = 4$.

As for the DSM implementation details, we fix hyperparameters and only change d : for example the neural networks size is 500, batch size is 100. We train our method until the average training loss becomes lower than a particular threshold (0.007). These numbers are reported for a GPU A40. The Crank–Nicolson method is run on CPU.

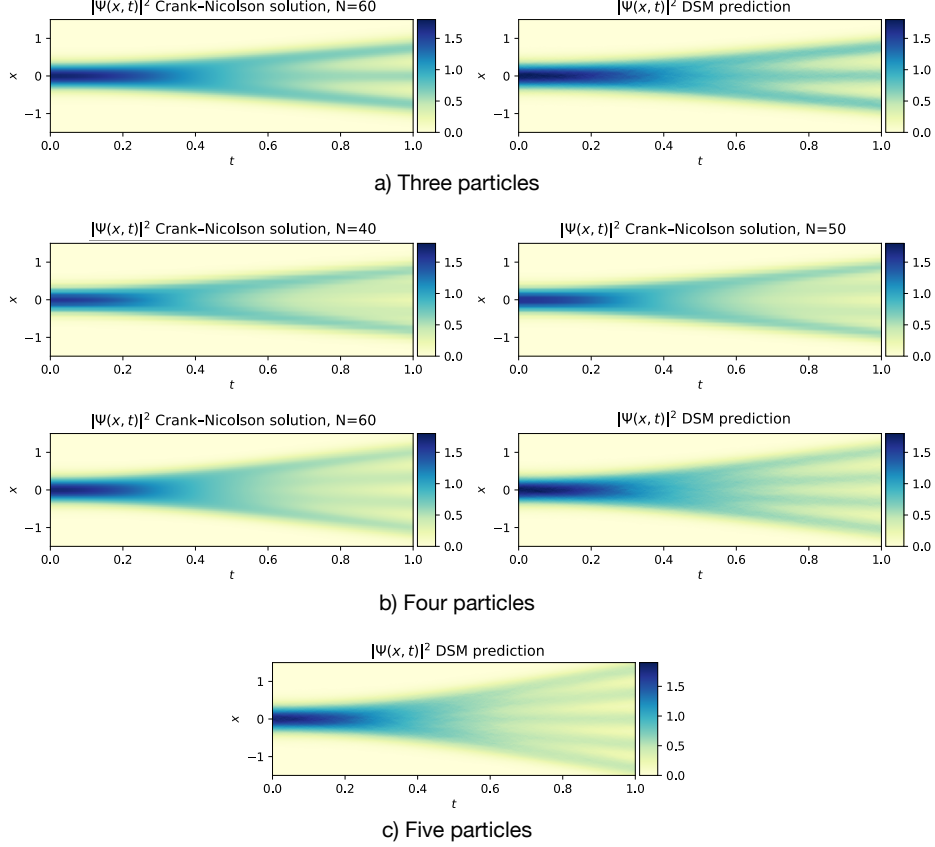


Figure 10: Examples of the obtained density for different number of interacting particles d . For five particles, our computer system does not allow to run the Crank-Nicolson solver.

E Stochastic Mechanics

First, we will show how the equations of stochastic mechanics are derived from the Schrödinger one. For full derivation and proof of equivalence, see Nelson [17].

E.1 Stochastic Mechanics Equations

Let's consider the polar decomposition once again $\psi = \sqrt{\rho}e^{iS}$. Observe for $\partial \in \{\partial_t, \partial_{x_i}\}$ that:

$$\begin{aligned}\partial\psi &= (\partial\sqrt{\rho})e^{iS} + (i\partial S)\psi = \frac{\partial\rho}{2\sqrt{\rho}}e^{iS} + (i\partial S)\psi = \frac{1}{2}\frac{\partial\rho}{\rho}\sqrt{\rho}e^{iS} + (i\partial S)\psi = \left(\frac{1}{2}\partial\log\rho + i\partial S\right)\psi, \\ \partial^2\psi &= \partial\left(\left(\frac{1}{2}\partial\log\rho + i\partial S\right)\psi\right) = \left(\frac{1}{2}\partial^2\log\rho + i\partial^2 S + \left(\frac{1}{2}\partial\log\rho + i\partial S\right)^2\right)\psi\end{aligned}$$

Substituting it into the Schrödinger equation:

$$i\hbar\left(\frac{1}{2}\partial_t\log\rho + i\partial_t S\right)\psi = -\frac{\hbar^2}{2m}\left(\frac{1}{2}\Delta\log\rho + i\Delta S + \left\|\frac{1}{2}\nabla\log\rho + i\nabla S\right\|^2\right)\psi + V\psi \quad (17)$$

Dividing by ψ^6 and separating real and imaginary parts, we obtain:

$$-\hbar\partial_t S = -\frac{\hbar^2}{2m}\left(\frac{1}{2}\Delta\log\rho + \frac{1}{4}\|\log\rho\|^2 - \|\nabla S\|^2\right) + V, \quad (18)$$

$$\frac{\hbar}{2}\partial_t\log\rho = -\frac{\hbar^2}{2m}(\Delta S + \langle\log\rho, \nabla S\rangle). \quad (19)$$

⁶Here, we assume $\psi \neq 0$. Even though it may seem a restriction, in our method, we will solve equations only on $X(t)$ which satisfy $\mathbb{P}(\psi(X(t), t) = 0) = 0$, thus, we are allowed to assume this safely without loss of generality. The same cannot be said if we considered the PINN over a grid to solve our equations.

Noting that $\Delta = \langle \nabla, \nabla \cdot \rangle$ and substituting $v = \frac{\hbar}{m} \nabla S$, $u = \frac{\hbar}{2m} \log \rho$ to simplify we obtain:

$$m \frac{\hbar}{m} \partial_t S = \frac{\hbar}{2m} \langle \nabla, u \rangle + \frac{1}{2} \|u\|^2 - \frac{1}{2} \|v\|^2 - V, \quad (20)$$

$$\frac{\hbar}{2m} \partial_t \log \rho = -\frac{\hbar}{2m} \langle \nabla, v \rangle - \langle u, v \rangle. \quad (21)$$

Finally, by taking ∇ from both parts, noting that $[\nabla, \partial_t] = 0$ for scalar functions and again substituting u, v , we arrive at:

$$\partial_t v = -\frac{1}{m} \nabla V + \langle u, \nabla \rangle u - \langle v, \nabla \rangle v + \frac{\hbar}{2m} \nabla \langle \nabla, u \rangle \quad (22)$$

$$\partial_t u = -\nabla \langle v, u \rangle - \frac{\hbar}{2m} \nabla \langle \nabla, v \rangle. \quad (23)$$

To get the initial conditions on the velocities of the process $v_0 = v(x, 0)$ and $u_0 = u(x, 0)$, we can refer to the equations that we used in the derivation

$$v(x, t) = \frac{\hbar}{m} \nabla S(x, t), \quad (24)$$

$$u(x, t) = \frac{\hbar}{2m} \nabla \log \rho(x, t) \quad (25)$$

Substituting $t = 0$ we can get our initial conditions on $v_0(x) = \frac{\hbar}{m} \nabla S(x, 0)$, $u_0(x) = \nu \nabla \log \rho_0(x)$ where $\rho_0(x) = \rho(x, 0)$.

For more detailed derivation and proof of equivalence of those two equations to the Schrödinger one, see Nelson [17, 19], Guerra [18]. Moreover, this equivalence holds for manifolds \mathcal{M} with trivial second cohomology group as noted in Alvarez [59], Wallstrom [60], Prieto and Vitolo [61].

E.2 Novel Equations of Stochastic Mechanics

We note that our equations differ from Guerra [18], Nelson [17]. In Nelson [17], we see

$$\partial_t v = -\frac{1}{m} \nabla V + \langle u, \nabla \rangle u - \langle v, \nabla \rangle v + \frac{\hbar}{2m} \Delta u, \quad (26)$$

$$\partial_t u = -\nabla \langle v, u \rangle - \frac{\hbar}{2m} \nabla \langle \nabla, v \rangle; \quad (27)$$

and in Guerra [18], we see

$$\partial_t v = -\frac{1}{m} \nabla V + \langle u, \nabla \rangle u - \langle v, \nabla \rangle v + \frac{\hbar}{2m} \Delta u, \quad (28)$$

$$\partial_t u = -\nabla \langle v, u \rangle - \frac{\hbar}{2m} \Delta v. \quad (29)$$

The discrepancy seems to occur because the work by Nelson [19] covers the case of the multi-valued S and thus does not assume that $[\Delta, \nabla] = 0$ to transform $\nabla \langle \nabla, \nabla S \rangle$ into $\Delta(\nabla S)$ to make the equations work for the case of a non-trivial cohomology group of \mathcal{M} . So, Nelson [19] does not transform $\nabla \langle \nabla, \nabla S \rangle$ into $\Delta(\nabla S)$, but Guerra [18] uses $\Delta(\nabla S)$. Computing Δ with autograd tools requires $\mathcal{O}(d^2)$ operations as it requires computing the full Hessian ∇^2 . Instead, we treat $\log \rho$ as it can be multi-valued not because we want more generality but because we want to have $\mathcal{O}(d)$ computational time in the dimension as computing $\nabla \langle \nabla, \cdot \rangle$ is much easier with autograd tools. Generally, we cannot swap Δ with $\nabla \langle \nabla, \cdot \rangle$ unless the solutions of the equation can be represented as full gradients of some function, which is the case for stochastic mechanical equations but not for the Shrödinger one. For some reason, it is not discussed in Nelson [19, 17], Guerra [18], but it is the reason why the equations in Nelson [17], Guerra [18] are different.

We derive equations different from both works and provide insights into why there are four different equivalent sets of equations (by changing Δ with $\nabla \langle \nabla, \cdot \rangle$ in both equations independently). From a numerical perspective, it is more beneficial to avoid Laplacian calculations. However, we notice that inference using equations from Nelson [17] converges faster by iterations to the true u, v compared to our version. It comes at the cost of a severe slowdown in each iteration for $d \gg 1$, which diminishes the benefit since the overall training time to get comparable results decreases significantly.

E.3 Diffusion processes of Stochastic Mechanics

Let's consider arbitrary Ito diffusion process:

$$dX(t) = b(X(t), t)dt + \sigma(X(t), t)d\vec{W}, \quad (30)$$

$$X(0) \sim \rho_0, \quad (31)$$

where $W(t) \in \mathbb{R}^d$ is the standard Wiener process, $b : \mathbb{R}^d \times [0, T] \rightarrow \mathbb{R}^d$ is the drift function, and $\sigma : \mathbb{R}^d \times [0, T] \rightarrow \mathbb{R}^{d \times d}$ is a symmetric positive definite matrix-valued function called a diffusion coefficient. Essentially, $X(t)$ samples from $\rho_X = \text{Law}(X(t))$ for each $t \in [0, T]$. Thus, we may wonder how to define b and σ to ensure $\rho_X = |\psi|^2$.

There is the forward Kolmogorov equation for the density ρ_X associated with this diffusion process:

$$\partial_t \rho_X = \langle \nabla, b \rho_X \rangle + \frac{1}{2} \text{Tr}(\nabla^2 \cdot (\sigma \sigma^T \rho_X)). \quad (32)$$

Moreover, the diffusion process is time reversible. This leads to the backward Kolmogorov equation:

$$\partial_t \rho_X = \langle \nabla, b^* \rho_X \rangle - \frac{1}{2} \text{Tr}(\nabla^2 \cdot (\sigma \sigma^T \rho_X)), \quad (33)$$

where $b_i^* = b_i - \rho_X^{-1} \langle \nabla, \sigma \sigma^T e_i \rho_X \rangle$ with $e_{ij} = \delta_{ij}$ for $j \in \{1, \dots, d\}$. Summing up those two equations, we obtain the following:

$$\partial_t \rho_X = \langle \nabla, v \rho_X \rangle, \quad (34)$$

where $v = \frac{b + b^*}{2}$ is so called probability current. This is the continuity equation for the Ito diffusion process from Equation (30). We refer to Anderson [62] for details. We note that the same Equation (34) can be obtained with arbitrary non-singular $\sigma(x, t)$ as long as $v = v(x, t)$ remains fixed.

Proposition E.1. Consider arbitrary $\nu > 0$, denote $\rho = |\psi|^2$ and consider decomposition $\psi = \sqrt{\rho} e^{iS}$. Then the following process $X(t)$:

$$dX(t) = (\nabla S(X(t), t) + \frac{\nu \hbar}{2m} \nabla \log \rho(X(t), t))dt + \sqrt{\frac{\nu \hbar}{m}} d\vec{W}, \quad (35)$$

$$X(0) \sim |\psi_0|^2, \quad (36)$$

satisfies $\text{Law}(X(t)) = |\psi|^2$ for any $t > 0$.

Proof. We want to show that by choosing appropriately b, b^* , we can ensure that $\rho_X = |\psi|^2$. Let's consider the Schrödinger equation once again:

$$i\hbar \partial_t \psi = \left(-\frac{\hbar^2}{2m} \Delta + V\right) \psi, \quad (37)$$

$$\psi(\cdot, 0) = \psi_0 \quad (38)$$

where $\Delta = \text{Tr}(\nabla^2) = \sum_{i=1}^d \frac{\partial^2}{\partial x_i^2}$ is the Laplace operator. The second cohomology is trivial in this case. So, we can assume that $\psi = \sqrt{\rho} e^{iS}$ with $S(x, t)$ is a single-valued function.

By defining the drift $v = \frac{\hbar}{m} \nabla S$, we can derive quantum mechanics continuity equation on density ρ :

$$\partial_t \rho = \langle \nabla, v \rho \rangle, \quad (39)$$

$$\rho(\cdot, 0) = |\psi_0|^2. \quad (40)$$

This immediately tells us what should be initial distribution ρ_0 and $\frac{b+b^*}{2}$ for the Ito diffusion process (30).

For now, the only missing parts for obtaining the diffusion process from the quantum mechanics continuity equation are to identify the term $\frac{b-b^*}{2}$ and the diffusion coefficient σ . Both of them should be related as $(b - b^*)_i = \rho^{-1} \langle \nabla, \sigma \sigma^T e_i \rho \rangle$. Thus, we can pick $\sigma \propto I_d$ to simplify the equations.

Nevertheless, our results can be extended to any non-trivial diffusion coefficient. Therefore, by defining $u(x, t) = \frac{\hbar}{2m} \nabla \log \rho(x, t)$ and using arbitrary $\nu > 0$ we derive

$$\partial_t \rho = \langle \nabla, (v + \nu u) \rho \rangle + \frac{\nu \hbar}{2m} \Delta \rho. \quad (41)$$

Thus, we can sample from $\rho_X(x, t) \equiv \rho(x, t)$ using the diffusion process with $b(x, t) = v(x, t) + \nu u(x, t)$ and $\sigma(x, t) \equiv \frac{\nu \hbar}{m} I_d$:

$$dX(t) = (v(X(t), t) + \nu u(X(t), t))dt + \sqrt{\frac{\nu \hbar}{m}} d\vec{W}, \quad (42)$$

$$X(0) \sim |\psi_0|^2. \quad (43)$$

□

To obtain numerical samples from the diffusion, one can use any numerical integrator, for example, the Euler-Maruyama integrator [47]:

$$X_{i+1} = X_i + (v(X_i, t_i) + \nu u(X_i, t_i))\epsilon + \sqrt{\frac{\nu \hbar}{m}} \epsilon \mathcal{N}(0, I_d), \quad (44)$$

$$X_0 \sim |\psi_0|^2, \quad (45)$$

where $\epsilon > 0$ is a step size, $0 \leq i < \frac{T}{\epsilon}$. We consider this type of integrator in our work. However, integrators of higher order, e.g., Runge-Kutta family of integrators [47], can achieve the same integration error with larger $\epsilon > 0$; this approach is out of the scope of our work.

E.4 Interpolation between Bohmian and Nelsonian pictures

We also differ from Nelson [17] since we define u without ν . We bring it into the picture separately as a multiplicative factor:

$$dX(t) = (v(X(t), t) + \nu u(X(t), t))dt + \sqrt{\frac{\nu \hbar}{m}} d\vec{W}, \quad (46)$$

$$X(0) \sim |\psi_0|^2 \quad (47)$$

This trick allows us to recover Nelson's diffusion when $\nu = 1$:

$$dX(t) = (v(X(t), t) + u(X(t), t))dt + \sqrt{\frac{\hbar}{m}} d\vec{W}, \quad (48)$$

$$X(0) \sim |\psi_0|^2 \quad (49)$$

For cases of $|\psi_0|^2 > 0$ everywhere, e.g., if the initial conditions are gaussian but not singular like δ_{x_0} , we can actually set $\nu = 0$ to obtain deterministic flow:

$$dX(t) = v(X(t), t)dt, \quad (50)$$

$$X(0) \sim |\psi_0|^2. \quad (51)$$

This is the guiding equation in Bohr's pilot-wave theory [45]. The major drawback of using Bohr's interpretation is that ρ_X may not equal $\rho = |\psi|^2$, a phenomenon known as quantum non-equilibrium [63]. Though, under certain mild conditions [64] (one of which is $|\psi_0|^2 > 0$ everywhere) time marginals of such deterministic process $X(t)$ will satisfy $\text{Law}(X(t)) = \rho$ for each $t \in [0, T]$. As with the SDE case, it is unlikely that those trajectories are "true" trajectories. It only matters that their time marginals coincide with true quantum mechanical densities.

F On Strong Convergence

Let's consider a standard Wiener processes \vec{W}^X, \vec{W}^Y in \mathbb{R}^d and define $\vec{\mathcal{F}}_t$ as a filtration generated by $\left\{ (\vec{W}^X(t'), \vec{W}^Y(t')) : t' \leq t \right\}$. Let $\overleftarrow{\mathcal{F}}_t$ be a filtration generated by all events $\left\{ (\vec{W}^X(t'), \vec{W}^Y(t')) : t' \geq t \right\}$.

Assume that $u, v, \tilde{u}, \tilde{v} \in C^{2,1}(\mathbb{R}^d \times [0, T]; \mathbb{R}^d) \cap C_b^{1,0}(\mathbb{R}^d \times [0, T]; \mathbb{R}^d)$, where $C_b^{p,k}$ is a class of continuously differentiable functions with uniformly bounded p -th derivative in a coordinate x and k -th continuously differentiable in t , $C^{p,k}$ analogously but without requiring bounded derivative. For $f : \mathbb{R}^d \times [0, T] \rightarrow \mathbb{R}^k$ define $\|f\|_\infty = \text{ess sup}_{t \in [0, T], x \in \mathbb{R}^d} \|f(x, t)\|$ and $\|\nabla f\|_\infty = \text{ess sup}_{t \in [0, T], x \in \mathbb{R}^d} \|\nabla f(x, t)\|_{op}$ where $\|\cdot\|_{op}$ denotes operator norm.

$$dX(t) = (\tilde{v}(X(t), t) + \tilde{u}(X(t), t))dt + \sqrt{\frac{\tilde{h}}{m}} d\vec{W}^X(t), \quad (52)$$

$$dY(t) = (v(Y(t), t) + u(Y(t), t))dt + \sqrt{\frac{\tilde{h}}{m}} d\vec{W}^Y(t), \quad (53)$$

$$X(0) \sim |\psi_0|^2, \quad (54)$$

$$Y(0) = X(0), \quad (55)$$

where u, v are true solutions to equations (26). We have that $p_Y(\cdot, t) = |\psi(\cdot, t)|^2 \forall t$ where p_Y is density of the process $Y(t)$. We have not specified yet quadratic covariation of those two processes

$\frac{d[\vec{W}^X, \vec{W}^Y]_t}{dt} = \lim_{dt \rightarrow 0+} \mathbb{E} \left(\frac{(\vec{W}^X(t+dt) - \vec{W}^X(t))(\vec{W}^Y(t+dt) - \vec{W}^Y(t))}{dt} \middle| \vec{\mathcal{F}}_t \right)$. We will though specify it as

$d[\vec{W}^X, \vec{W}^Y]_t = I_d dt$ as we will see it will allow to cancel some terms appearing in the equations.

As for now we will derive all results in most general setting.

Let's define our loss functions:

$$L_1(\tilde{v}, \tilde{u}) = \int_0^T \mathbb{E}^X \|\partial_t \tilde{u}(X(t), t) - \mathcal{D}_u[\tilde{v}, \tilde{u}, x, t]\|^2 dt, \quad (56)$$

$$L_2(\tilde{v}, \tilde{u}) = \int_0^T \mathbb{E}^X \|\partial_t \tilde{v}(X(t), t) - \mathcal{D}_v[\tilde{v}, \tilde{u}, X(t), t]\|^2 dt, \quad (57)$$

$$L_3(\tilde{u}, \tilde{v}) = \mathbb{E}^X \|\tilde{u}(X(0), 0) - u(X(0), 0)\|^2 \quad (58)$$

$$L_4(\tilde{u}, \tilde{v}) = \mathbb{E}^X \|\tilde{v}(X(0), 0) - v(X(0), 0)\|^2 \quad (59)$$

Our goal is to show that for some constants $w_i > 0$, there is natural bound $\sup_{0 \leq t \leq T} \mathbb{E} \|X(t) - Y(t)\|^2 \leq \sum w_i L_i(\tilde{v}, \tilde{u})$.

F.1 Stochastic Processes

Consider a general Itô SDE defined using a drift process $F(t)$ and a covariance process $G(t)$, both predictable with respect to forward and backward filtrations $\overleftarrow{\mathcal{F}}_t$ and $\vec{\mathcal{F}}_t$:

$$\begin{aligned} dZ(t) &= F(t)dt + G(t)d\vec{W}, \\ Z(0) &\sim \rho_0. \end{aligned} \quad (60)$$

Moreover, assume $[Z(t), Z(t)]_t = \mathbb{E} \int_0^t G^T G(t) dt < \infty$, $\mathbb{E} \int_0^t \|F(t)\|^2 dt < \infty$. We denote by $\mathbb{P}_t^Z = \mathbb{P}(Z(t) \in \cdot)$ a law of the process $Z(t)$. Let's define a (extended) forward generate of the process as the linear operator satisfying

$$\vec{M}^f(t) = f(Z(t), t) - f(Z(0), 0) - \int_0^t \vec{\mathcal{L}}^X f(Z(t), t) \text{ is } \vec{\mathcal{F}}_t\text{-martingale.} \quad (61)$$

Such an operator is uniquely defined and is called a forward generator associated with the process Z_t . Similarly, we define a (extended) backward generator $\overleftarrow{\mathcal{L}}^X$ as linear operator satisfying:

$$\overleftarrow{M}^f(t) = f(Z(t), t) - f(Z(0), 0) - \int_0^t \overleftarrow{\mathcal{L}}^X f(Z(t), t) \text{ is } \overleftarrow{\mathcal{F}}_t\text{-martingale} \quad (62)$$

For more information on properties of generators we refer to Baldi and Baldi [65].

Lemma F.1. (*Itô Lemma, [65]*)

$$\overrightarrow{\mathcal{L}}^Z f(x, t) = \partial_t f(x, t) + \langle \nabla f(x, t), F(t) \rangle + \frac{\hbar}{2m} \text{Tr}(G^T(t) \nabla^2 f(x, s) G(t)). \quad (63)$$

Lemma F.2. *Let $p_Z(x, t) = \frac{d\mathbb{P}_x^Z}{dx}$ be the density of the process with respect to standard Lebesgue measure on \mathbb{R}^d . Then*

$$\overleftarrow{\mathcal{L}}^Z f(x, t) = \partial_t f(x, t) + \langle \nabla f(x, t), F(t) - \frac{\hbar}{m} \nabla \log p_Z(x, t) \rangle - \frac{1}{2} \text{Tr}(G^T(t) \nabla^2 f(x, s) G(t)). \quad (64)$$

Proof. We have the following operator identities:

$$\overleftarrow{\mathcal{L}}^Z = (\overrightarrow{\mathcal{L}}^Z)^* = p_Z^{-1} (\overrightarrow{\mathcal{L}}^X)^\dagger p_Z$$

where \mathcal{A}^* is adjoint operator in $L_2(\mathbb{R}^d \times [0, T], \mathbb{P}^Z \otimes dt)$ and \mathcal{A}^\dagger is adjoint in $L_2(\mathbb{R}^d \times [0, T], dx \otimes dt)$. Using Itô lemma F.1 and grouping all terms yields the statement. \square

Lemma F.3. *The following identity holds for any process $Z(t)$:*

$$\overrightarrow{\mathcal{L}}^Z \overleftarrow{\mathcal{L}}^Z x = \overleftarrow{\mathcal{L}}^Z \overrightarrow{\mathcal{L}}^Z x. \quad (65)$$

Proof. One needs to recognize that (34) is the difference between two types of generators, we automatically have the following identity that holds for any process Z . \square

Lemma F.4. (*Nelson Lemma, [66]*)

$$\mathbb{E}^Z \left(f(Z(t), t) g(Z(t), t) - f(Z(0), t) g(Z(0), t) \right) \quad (66)$$

$$= \mathbb{E}^Z \int_0^t \left(\overrightarrow{\mathcal{L}}^Z f(Z(s), t) g(Z(s), t) + f(Z(s), t) \overleftarrow{\mathcal{L}}^Z g(Z(s), s) \right) ds \quad (67)$$

Lemma F.5. *It holds that:*

$$\mathbb{E}^Z \left(\|Z(t)\|^2 - \|Z(0)\|^2 \right) \quad (68)$$

$$= \int_0^t \mathbb{E}^Z \left(2 \langle \overleftarrow{\mathcal{L}}^Z Z(0), Z(s) \rangle + 2 \int_0^s \langle \overleftarrow{\mathcal{L}}^Z \overrightarrow{\mathcal{L}}^Z Z(z), Z(s) \rangle dz \right) ds + [Z(t), Z(t)]_t \quad (69)$$

Proof. By using Itô Lemma F.1 for $f(x) = \|x\|^2$ and noting that $\overrightarrow{\mathcal{L}}^Z Z(t) = F(t)$ we immediately obtain:

$$\mathbb{E}^Z (\|Z(t)\|^2 - \|Z(0)\|^2) = \int_0^t \mathbb{E} \left(2 \langle \overrightarrow{\mathcal{L}}^Z Z(s), Z(s) \rangle + \text{Tr}(G^T G(t)) \right) ds$$

Let's deal with the term $\int_0^t \langle \overrightarrow{\mathcal{L}}^Z Z(s), Z(s) \rangle ds$. We have the following observation: $\overrightarrow{M}^F(z) = \overleftarrow{\mathcal{L}}^Z Z(s) - \overleftarrow{\mathcal{L}}^Z Z(0) - \int_0^s \overleftarrow{\mathcal{L}}^Z \overrightarrow{\mathcal{L}}^Z Z(z) dz$ is $\overleftarrow{\mathcal{F}}_s$ -martingale, thus

$$\int_0^t \langle \overrightarrow{\mathcal{L}}^Z Z(s), Z(s) \rangle ds = \int_0^t \langle \overleftarrow{\mathcal{L}}^Z Z(0) + \int_0^s (\overleftarrow{\mathcal{L}}^Z \overrightarrow{\mathcal{L}}^Z Z(z) + \overrightarrow{M}^F(z)) dz, Z(s) \rangle ds,$$

The process $\overrightarrow{A}(s', s) = \int_{s'}^s \langle \overrightarrow{M}^F(z), Z(s) \rangle dz$ is again $\overleftarrow{\mathcal{F}}_{s'}$ -martingale for $s' \leq s$, which implies that $\mathbb{E}^Z \overrightarrow{A}(0, s) = 0$. Noting that $\mathbb{E}^Z \int_0^t \text{Tr}(G^T(t) G(t)) dt = [Z(t), Z(t)]_t$ yields the lemma. \square

F.2 Adjoint Processes

Consider process $X'(t)$ defined through time-reversed SDE:

$$dX'(t) = (\tilde{v}(X'(t), t) + \tilde{u}(X'(t), t))dt + \sqrt{\frac{\hbar}{2m}} dW^{\leftarrow X}(t). \quad (70)$$

We call such process as adjoint to the process X . Lemma F.3 can be generalized to the pair of adjoint processes (X, X') in the following way and will be instrumental in proving our results.

Lemma F.6. *For any pair of processes $X(t), X'(t)$ such that the forward drift of X is of form $\tilde{v} + \tilde{u}$ and backward drift of X' is $\tilde{v} - \tilde{u}$:*

$$\overrightarrow{\mathcal{L}}^X \overleftarrow{\mathcal{L}}^{X'} x - \overleftarrow{\mathcal{L}}^{X'} \overrightarrow{\mathcal{L}}^X x = \overleftarrow{\mathcal{L}}^{X'} \overleftarrow{\mathcal{L}}^{X'} x - \overrightarrow{\mathcal{L}}^X \overrightarrow{\mathcal{L}}^X x. \quad (71)$$

with both sides being equal to 0 if and only if X' is time reversal of X .

Proof. Manual substitution of explicit forms of generators and drifts yields equation (7b) for both cases. This equation is zero only if $\tilde{u} = \frac{\hbar}{2m} \nabla \log p_X$ \square

Lemma F.7. *The following bound holds:*

$$\left\| (\overrightarrow{\mathcal{L}}^X + \overleftarrow{\mathcal{L}}^X) \left(\tilde{u} - \frac{\hbar}{2m} \nabla \log p_X \right) \right\| \leq \left\| \overrightarrow{\mathcal{L}}^X \overleftarrow{\mathcal{L}}^{X'} x - \overleftarrow{\mathcal{L}}^{X'} \overrightarrow{\mathcal{L}}^X x \right\| + 2 \|\nabla \tilde{v}\|_\infty \left\| \tilde{u} - \frac{\hbar}{2m} \nabla \log p_X \right\|. \quad (72)$$

Proof. First, using Lemma F.6 we obtain:

$$\overrightarrow{\mathcal{L}}^X \overleftarrow{\mathcal{L}}^{X'} x - \overleftarrow{\mathcal{L}}^{X'} \overrightarrow{\mathcal{L}}^X x = 0 \quad (73)$$

$$\iff \overrightarrow{\mathcal{L}}^X (\tilde{v} + \tilde{u} - \frac{\hbar}{m} \nabla \log p_X) - \overleftarrow{\mathcal{L}}^{X'} (\tilde{v} + \tilde{u}) = 0 \quad (74)$$

$$\iff \overrightarrow{\mathcal{L}}^X ((\tilde{v} - \tilde{u}) + (2\tilde{u} - \frac{\hbar}{m} \nabla \log p_X)) - \overleftarrow{\mathcal{L}}^{X'} (\tilde{v} + \tilde{u}) = 0 \quad (75)$$

$$\iff \overrightarrow{\mathcal{L}}^X ((\tilde{v} - \tilde{u}) + (2\tilde{u} - \frac{\hbar}{m} \nabla \log p_X)) - \overleftarrow{\mathcal{L}}^{X'} (\tilde{v} + \tilde{u}) + \left(\overleftarrow{\mathcal{L}}^{X'} (\tilde{v} + \tilde{u}) - \overleftarrow{\mathcal{L}}^{X'} (\tilde{v} + \tilde{u}) \right) = 0 \quad (76)$$

$$\iff \overrightarrow{\mathcal{L}}^X (2\tilde{u} - \frac{\hbar}{m} \nabla \log p_X) + \overrightarrow{\mathcal{L}}^X (\tilde{v} - \tilde{u}) - \overleftarrow{\mathcal{L}}^{X'} (\tilde{v} + \tilde{u}) + \left(\overleftarrow{\mathcal{L}}^{X'} (\tilde{v} + \tilde{u}) - \overleftarrow{\mathcal{L}}^{X'} (\tilde{v} + \tilde{u}) \right) = 0. \quad (77)$$

Then, we note that:

$$\overleftarrow{\mathcal{L}}^{X'} (\tilde{v} + \tilde{u}) - \overleftarrow{\mathcal{L}}^{X'} (\tilde{v} + \tilde{u}) = \left\langle \frac{\hbar}{m} \nabla \log p_X - 2\tilde{u}, \nabla (\tilde{v} + \tilde{u}) \right\rangle. \quad (78)$$

This leads us to the following identity:

$$\begin{aligned} & \overrightarrow{\mathcal{L}}^X (2\tilde{u} - \frac{\hbar}{m} \nabla \log p_X) + \overrightarrow{\mathcal{L}}^X (\tilde{v} - \tilde{u}) - \overleftarrow{\mathcal{L}}^{X'} (\tilde{v} + \tilde{u}) + \left\langle \frac{\hbar}{m} \nabla \log p_X - 2\tilde{u}, \nabla (\tilde{v} + \tilde{u}) \right\rangle = 0 \\ \iff & \overrightarrow{\mathcal{L}}^X (2\tilde{u} - \frac{\hbar}{m} \nabla \log p_X) + \overrightarrow{\mathcal{L}}^X \overleftarrow{\mathcal{L}}^{X'} x - \overleftarrow{\mathcal{L}}^{X'} \overrightarrow{\mathcal{L}}^X x + \left\langle \frac{\hbar}{m} \nabla \log p_X - 2\tilde{u}, \nabla (\tilde{v} + \tilde{u}) \right\rangle = 0. \end{aligned}$$

Again by using Lemma F.6 to time-reversal X' we obtain:

$$\overleftarrow{\mathcal{L}}^{X'} \overleftarrow{\mathcal{L}}^{X'} x - \overrightarrow{\mathcal{L}}^X \overrightarrow{\mathcal{L}}^X x = 0 \quad (79)$$

$$\iff \overleftarrow{\mathcal{L}}^{X'} (\tilde{v} + \tilde{u} - \frac{\hbar}{m} \nabla \log p_X) - \overrightarrow{\mathcal{L}}^X (\tilde{v} + \tilde{u}) = 0 \quad (80)$$

$$\iff \overleftarrow{\mathcal{L}}^{X'} ((\tilde{v} - \tilde{u}) + (2\tilde{u} - \frac{\hbar}{m} \nabla \log p_X)) - \overrightarrow{\mathcal{L}}^X (\tilde{v} + \tilde{u}) = 0 \quad (81)$$

$$\iff \overleftarrow{\mathcal{L}}^{X'} (\tilde{v} - \tilde{u}) + \overleftarrow{\mathcal{L}}^{X'} (2\tilde{u} - \frac{\hbar}{m} \nabla \log p_X) - \overrightarrow{\mathcal{L}}^X (\tilde{v} + \tilde{u}) + \left(\overrightarrow{\mathcal{L}}^X (\tilde{v} - \tilde{u}) - \overrightarrow{\mathcal{L}}^X (\tilde{v} - \tilde{u}) \right) = 0 \quad (82)$$

$$\iff \overleftarrow{\mathcal{L}}^{X'} (2\tilde{u} - \frac{\hbar}{m} \nabla \log p_X) + \overleftarrow{\mathcal{L}}^{X'} (\tilde{v} - \tilde{u}) - \overrightarrow{\mathcal{L}}^X (\tilde{v} + \tilde{u}) - \left\langle \frac{\hbar}{m} \nabla \log p_X - 2\tilde{u}, \nabla (\tilde{v} - \tilde{u}) \right\rangle = 0 \quad (83)$$

$$\iff \overleftarrow{\mathcal{L}}^{X'} (2\tilde{u} - \frac{\hbar}{m} \nabla \log p_X) + \overleftarrow{\mathcal{L}}^{X'} \overleftarrow{\mathcal{L}}^{X'} x - \overrightarrow{\mathcal{L}}^X \overrightarrow{\mathcal{L}}^X x - \left\langle \frac{\hbar}{m} \nabla \log p_X - 2\tilde{u}, \nabla (\tilde{v} - \tilde{u}) \right\rangle = 0. \quad (84)$$

By using Lemma F.6 we thus derive:

$$\overleftarrow{\mathcal{L}}^X (2\tilde{u} - \frac{\hbar}{m} \nabla \log p_X) + \overrightarrow{\mathcal{L}}^X \overleftarrow{\mathcal{L}}^{X'} x - \overleftarrow{\mathcal{L}}^{X'} \overrightarrow{\mathcal{L}}^X x - \langle \frac{\hbar}{m} \nabla \log p_X - 2\tilde{u}, \nabla(\tilde{v} - \tilde{u}) \rangle = 0. \quad (85)$$

Summing up both identities, therefore, yields:

$$\left(\overleftarrow{\mathcal{L}}^X + \overrightarrow{\mathcal{L}}^X \right) \left(\tilde{u} - \frac{\hbar}{2m} \nabla \log p_X \right) + \overrightarrow{\mathcal{L}}^X \overleftarrow{\mathcal{L}}^{X'} x - \overleftarrow{\mathcal{L}}^{X'} \overrightarrow{\mathcal{L}}^X x + 2 \langle \tilde{u} - \frac{\hbar}{2m} \nabla \log p_X, \nabla \tilde{v} \rangle = 0. \quad (86)$$

□

Theorem F.8. *The following bound holds:*

$$\sup_{0 \leq t \leq T} \mathbb{E}^X \left\| \tilde{u}(X(t), t) - \frac{\hbar}{2m} \nabla \log p_X(X(t), t) \right\|^2 \leq e^{\left(\frac{1}{2} + 4\|\nabla \tilde{v}\|_\infty\right)T} (L_3(\tilde{v}, \tilde{u}) + L_2(\tilde{v}, \tilde{u})). \quad (87)$$

Proof. We consider process $Z(t) = \tilde{u}(X(t), t) - \frac{\hbar}{2m} \nabla \log p_X(X(t), t)$. From Nelson's lemma F.4, we have the following identity:

$$\mathbb{E}^X \left\| \tilde{u}(X(t), t) - \frac{\hbar}{2m} \nabla \log p_X(X(t), t) \right\|^2 - \mathbb{E}^X \left\| \tilde{u}(X(0), 0) - \frac{\hbar}{2m} \nabla \log p_X(X(0), 0) \right\|^2 \quad (88)$$

$$= \mathbb{E}^X \int_0^t \langle u(X(s), s) - \frac{\hbar}{2m} \nabla \log p_X(X(s), s), \quad (89)$$

$$\left(\overrightarrow{\mathcal{L}}^X + \overleftarrow{\mathcal{L}}^X \right) \left(u(X(s), s) - \frac{\hbar}{2m} \nabla \log p_X(X(s), s) \right) \rangle ds. \quad (90)$$

Note that $u \equiv \frac{\hbar}{2m} \nabla \log p_X(X(t), t)$. Thus, $\mathbb{E}^X \left\| \tilde{u}(X(0), 0) - \frac{\hbar}{2m} \nabla \log p_X(X(0), 0) \right\|^2 = L_3(\tilde{v}, \tilde{u})$. Using inequality $\langle a, b \rangle \leq \frac{1}{2} (\|a\|^2 + \|b\|^2)$ we obtain:

$$\mathbb{E}^X \left\| u(X(t), t) - \frac{\hbar}{2m} \nabla \log p_X(X(t), t) \right\|^2 - L_3(\tilde{v}, \tilde{u}) \quad (91)$$

$$\leq \int_0^t \left(\frac{1}{2} \mathbb{E}^X \left\| u(X(s), s) - \frac{\hbar}{2m} \nabla \log p_X(X(s), s) \right\|^2 \quad (92)$$

$$+ \frac{1}{2} \mathbb{E}^X \left\| \left(\overrightarrow{\mathcal{L}}^X + \overleftarrow{\mathcal{L}}^X \right) \left(u(X(s), s) - \frac{\hbar}{2m} \nabla \log p_X(X(s), s) \right) \right\|^2 \right) ds \quad (93)$$

Using Lemma F.7, we obtain:

$$\mathbb{E}^X \left\| u(X(t), t) - \frac{\hbar}{2m} \nabla \log p_X(X(t), t) \right\|^2 - L_3(\tilde{v}, \tilde{u}) \quad (94)$$

$$\leq \int_0^t \left(\frac{1}{2} \mathbb{E}^X \left\| u(X(s), s) - \frac{\hbar}{2m} \nabla \log p_X(X(s), s) \right\|^2 \quad (95)$$

$$+ \left\| \overrightarrow{\mathcal{L}}^X \overleftarrow{\mathcal{L}}^{X'} x - \overleftarrow{\mathcal{L}}^{X'} \overrightarrow{\mathcal{L}}^X x \right\|^2 + 4 \|\nabla \tilde{v}\|_\infty^2 \left\| \tilde{u} - \frac{\hbar}{2m} \nabla \log p_X \right\|^2 \right) ds \quad (96)$$

Observe that $\int_0^t \mathbb{E}^X \left\| \overrightarrow{\mathcal{L}}^X \overleftarrow{\mathcal{L}}^{X'} x - \overleftarrow{\mathcal{L}}^{X'} \overrightarrow{\mathcal{L}}^X x \right\|^2 dt \leq L_2(\tilde{v}, \tilde{u})$, in fact, at $t = T$ it is equality as this is the definition of the loss L_2 . Thus, we have:

$$\mathbb{E}^X \left\| u(X(t), t) - \frac{\hbar}{2m} \nabla \log p_X(X(t), t) \right\|^2 \quad (97)$$

$$\leq L_3(\tilde{v}, \tilde{u}) + L_2(\tilde{v}, \tilde{u}) + \int_0^t \left(\frac{1}{2} + 4\|\nabla \tilde{v}\|_\infty \right) \mathbb{E}^X \left\| u(X(s), s) - \frac{\hbar}{2m} \nabla \log p_X(X(s), s) \right\|^2 ds. \quad (98)$$

Using integral Grönwall's inequality [67] yields the bound: $\mathbb{E}^X \left\| u(X(t), t) - \frac{\hbar}{2m} \nabla \log p_X(X(t), t) \right\|^2 \leq e^{\left(\frac{1}{2} + 4\|\nabla \tilde{v}\|_\infty\right)t} (L_3(\tilde{v}, \tilde{u}) + L_2(\tilde{v}, \tilde{u}))$. □

F.3 Nelsonian Processes

Considering those two operators, we can rewrite the equations (26) alternatively as:

$$\frac{1}{2} \left(\overrightarrow{\mathcal{L}}^Y \overleftarrow{\mathcal{L}}^Y x + \overleftarrow{\mathcal{L}}^Y \overrightarrow{\mathcal{L}}^Y x \right) = -\frac{1}{m} \nabla V(x), \quad (99)$$

$$\frac{1}{2} \left(\overrightarrow{\mathcal{L}}^Y \overleftarrow{\mathcal{L}}^Y x - \overleftarrow{\mathcal{L}}^Y \overrightarrow{\mathcal{L}}^Y x \right) = 0. \quad (100)$$

This leads us to the identity:

$$\overrightarrow{\mathcal{L}}^Y \overleftarrow{\mathcal{L}}^Y x = -\frac{1}{m} \nabla V(x). \quad (101)$$

Lemma F.9. *We have the following bound:*

$$\int_0^t \mathbb{E}^X \left\| \overrightarrow{\mathcal{L}}^{X'} \overleftarrow{\mathcal{L}}^X X(t) + \frac{1}{m} \nabla V(X(t)) \right\|^2 dt \leq 2L_1(\tilde{v}, \tilde{u}) + 2L_2(\tilde{v}, \tilde{u}).$$

Proof. Consider rewriting losses as:

$$L_1(\tilde{v}, \tilde{u}) = \int_0^t \mathbb{E}_{t \sim U[0, T]} \mathbb{E}^X \left\| \frac{1}{2} \left(\overrightarrow{\mathcal{L}}^X \overleftarrow{\mathcal{L}}^{X'} X(t) + \overleftarrow{\mathcal{L}}^X \overrightarrow{\mathcal{L}}^{X'} X(t) \right) + \frac{1}{m} \nabla V(X(t)) \right\|^2 dt, \quad (102)$$

$$L_2(\tilde{v}, \tilde{u}) = \frac{1}{4} \int_0^t \mathbb{E}_{t \sim U[0, T]} \mathbb{E}^X \left\| \overrightarrow{\mathcal{L}}^X \overleftarrow{\mathcal{L}}^{X'} X(t) - \overleftarrow{\mathcal{L}}^{X'} \overrightarrow{\mathcal{L}}^X X(t) \right\|^2 dt. \quad (103)$$

Using the triangle inequality yields the statement. \square

Lemma F.10. *We have the following bound:*

$$\begin{aligned} & \int_0^t \mathbb{E}^X \left\| \overleftarrow{\mathcal{L}}^X \overrightarrow{\mathcal{L}}^X X(t) + \frac{1}{m} \nabla V(X(t)) \right\|^2 dt \\ & \leq 2T (\|\nabla \tilde{u}\|_\infty + \|\nabla \tilde{v}\|_\infty)^2 e^{\left(\frac{1}{2} + 4\|\nabla \tilde{v}\|_\infty\right)T} (L_3(\tilde{v}, \tilde{u}) + L_2(\tilde{v}, \tilde{u})) + 4L_1(\tilde{v}, \tilde{u}) + 4L_2(\tilde{v}, \tilde{u}). \end{aligned}$$

Proof. From (78) we have:

$$\overleftarrow{\mathcal{L}}^X \overrightarrow{\mathcal{L}}^X X(t) = \overleftarrow{\mathcal{L}}^{X'} \overrightarrow{\mathcal{L}}^X X(t) + \left\langle \frac{\hbar}{m} \nabla \log p_X - 2\tilde{u}, \nabla(\tilde{v} + \tilde{u}) \right\rangle. \quad (104)$$

Noting that $\left\langle \frac{\hbar}{m} \nabla \log p_X - 2\tilde{u}, \nabla(\tilde{v} + \tilde{u}) \right\rangle \leq (\|\nabla \tilde{u}\|_\infty + \|\nabla \tilde{v}\|_\infty) \left\| \frac{\hbar}{m} \nabla \log p_X - 2\tilde{u} \right\|$ and using triangle inequality we obtain the bound:

$$\int_0^t \mathbb{E}^X \left\| \overleftarrow{\mathcal{L}}^X \overrightarrow{\mathcal{L}}^X X(t) + \frac{1}{m} \nabla V(X(t)) \right\|^2 dt \quad (105)$$

$$\leq 2(\|\tilde{u}\|_\infty + \|\tilde{v}\|_\infty)^2 \int_0^t \mathbb{E}^X \left\| u(X(t), t) - \frac{\hbar}{2m} \log p_X(X(t), t) \right\|^2 dt + 4L_1(\tilde{v}, \tilde{u}) + 4L_2(\tilde{v}, \tilde{u}). \quad (106)$$

Using Theorem F.8 concludes the proof. \square

Lemma F.11. *Denote $Z(t) = (X(t), Y(t))$ as compound process. For functions $h(x, y, t) = f(x, t) + g(y, t)$ we have the following identity:*

$$\overrightarrow{\mathcal{L}}^Z h = \overrightarrow{\mathcal{L}}^X f + \overrightarrow{\mathcal{L}}^Y g \quad (107)$$

Proof. A generator is a linear operator by very definition. Thus, it remains to prove only

$$\overrightarrow{\mathcal{L}}^Z f = \overrightarrow{\mathcal{L}}^X f \quad (108)$$

Since the definition of $\overrightarrow{\mathcal{F}}_t$ already contains all past events for both processes $X(t), Y(t)$, we see that this is a tautology. \square

As a direct application of this Lemma, we obtain the following Corollary (by applying it twice):

Corollary F.12. *We have the following identity:*

$$\overleftarrow{\mathcal{L}}^Z \overrightarrow{\mathcal{L}}^Z (X(t) - Y(t)) = \overleftarrow{\mathcal{L}}^X \overrightarrow{\mathcal{L}}^X X(t) - \overleftarrow{\mathcal{L}}^Y \overrightarrow{\mathcal{L}}^Y Y(t).$$

Theorem F.13. (*Strong Convergence*) *Let the loss be defined as $\mathcal{L}(\tilde{v}, \tilde{u}) = \sum_{i=1}^4 w_i L_i(\tilde{v}, \tilde{u})$ for some arbitrary constants $w_i > 0$. Then we have the following bound between processes X and Y :*

$$\sup_{t \leq T} \mathbb{E} \|X(t) - Y(t)\|^2 \leq C_T \mathcal{L}(\tilde{v}, \tilde{u}) \quad (109)$$

where $C_T = \max_i \frac{w'_i}{w_i}$, $w'_1 = 4e^{T(T+1)}$, $w'_2 = e^{T(T+1)} \left(2T(\|\nabla \tilde{u}\|_\infty + \|\nabla \tilde{v}\|_\infty)^2 e^{\left(\frac{1}{2} + 4\|\nabla \tilde{v}\|_\infty\right)T} + 4 \right)$, $w'_3 = 2Te^{T(T+1)} \left(1 + (\|\nabla \tilde{u}\|_\infty + \|\nabla \tilde{v}\|_\infty)^2 e^{\left(\frac{1}{2} + 4\|\nabla \tilde{v}\|_\infty\right)T} \right)$, $w'_4 = 2Te^{T(T+1)}$.

Proof. We are going to prove the bound:

$$\sup_{t \leq T} \mathbb{E} \|X(t) - Y(t)\|^2 \leq \sum_{i=1}^4 w'_i L_i(\tilde{v}, \tilde{u}) \quad (110)$$

for constants that we obtain from the Lemmas above. Then we will use the following trick to get the bound with arbitrary weights:

$$\sum_{i=1}^4 w'_i L_i(\tilde{v}, \tilde{u}) \leq \sum_{i=1}^4 \frac{w'_i}{w_i} w_i L_i(\tilde{v}, \tilde{u}) \leq \left(\max_i \frac{w'_i}{w_i} \right) \sum_{i=1}^4 w_i L_i(\tilde{v}, \tilde{u}) = C_T \mathcal{L}(\tilde{v}, \tilde{u}) \quad (111)$$

First, we apply Lemma F.5 to $Z = X - Y$ by noting that $[X(t) - Y(t), X(t) - Y(t)]_t \equiv 0$ and $\|X(0) - Y(0)\|^2 = 0$ almost surely:

$$\mathbb{E}^Z \|X(t) - Y(t)\|^2 \quad (112)$$

$$= \int_0^t \mathbb{E}^Z \left(2 \langle \overleftarrow{\mathcal{L}}^Z (X(0) - Y(0)), X(s) - Y(s) \rangle \right) \quad (113)$$

$$+ 2 \int_0^s \langle \overleftarrow{\mathcal{L}}^Z \overrightarrow{\mathcal{L}}^Z (X(z) - Y(z)), X(s) - Y(s) \rangle dz \quad (114)$$

$$\leq \int_0^t \mathbb{E}^Z \left(\|\overleftarrow{\mathcal{L}}^Z (X(0) - Y(0))\|^2 + \|X(s) - Y(s)\|^2 \right) \quad (115)$$

$$+ \int_0^s \left(\|\overleftarrow{\mathcal{L}}^Z \overrightarrow{\mathcal{L}}^Z (X(z) - Y(z))\|^2 + \|X(s) - Y(s)\|^2 dz \right) \quad (116)$$

$$\leq \int_0^t \mathbb{E}^Z \left(\|\overleftarrow{\mathcal{L}}^Z (X(0) - Y(0))\|^2 + (1 + T) \|X(s) - Y(s)\|^2 \right) \quad (117)$$

$$+ \int_0^s \|\overleftarrow{\mathcal{L}}^Z \overrightarrow{\mathcal{L}}^Z (X(z) - Y(z))\|^2 dz \quad (118)$$

Then, using Corollary F.12, (101) and then Lemma F.10 we obtain that

$$\int_0^s \|\overleftarrow{\mathcal{L}}^Z \overrightarrow{\mathcal{L}}^Z (X(z) - Y(z))\|^2 dz = \int_0^s \|\overleftarrow{\mathcal{L}}^Z \overrightarrow{\mathcal{L}}^Z X(z) + \frac{1}{m} \nabla V(X(z))\|^2 dz \quad (119)$$

$$\leq 2T(\|\nabla \tilde{u}\|_\infty + \|\nabla \tilde{v}\|_\infty)^2 e^{\left(\frac{1}{2} + 4\|\nabla \tilde{v}\|_\infty\right)T} (L_3(\tilde{v}, \tilde{u}) + L_2(\tilde{v}, \tilde{u})) + 4L_1(\tilde{v}, \tilde{u}) + 4L_2(\tilde{v}, \tilde{u}). \quad (120)$$

To deal with the remaining term involving $X(0) - Y(0)$ we observe that:

$$\int_0^t \mathbb{E}^Z \left(\|\overleftarrow{\mathcal{L}}^Z (X(0) - Y(0))\|^2 \right) \leq 2TL_3(\tilde{v}, \tilde{u}) + 2TL_4(\tilde{v}, \tilde{u}), \quad (121)$$

where we used triangle inequality. Combining obtained bounds yields:

$$\mathbb{E}^Z \|X(t) - Y(t)\|^2 \tag{122}$$

$$\leq \int_0^t (1+T) \|X(s) - Y(s)\|^2 ds \tag{123}$$

$$+ 2TL_3(\tilde{v}, \tilde{u}) + 2TL_4(\tilde{v}, \tilde{u}) \tag{124}$$

$$+ 2T(\|\nabla\tilde{u}\|_\infty + \|\nabla\tilde{v}\|_\infty)^2 e^{\left(\frac{1}{2}+4\|\nabla\tilde{v}\|_\infty\right)T} (L_3(\tilde{v}, \tilde{u}) + L_2(\tilde{v}, \tilde{u})) \tag{125}$$

$$+ 4L_1(\tilde{v}, \tilde{u}) + 4L_2(\tilde{v}, \tilde{u}) \tag{126}$$

$$= \int_0^t (1+T) \|X(s) - Y(s)\|^2 ds \tag{127}$$

$$+ 4L_1(\tilde{v}, \tilde{u}) + \left(2T(\|\nabla\tilde{u}\|_\infty + \|\nabla\tilde{v}\|_\infty)^2 e^{\left(\frac{1}{2}+4\|\nabla\tilde{v}\|_\infty\right)T} + 4\right) L_2(\tilde{v}, \tilde{u}) \tag{128}$$

$$+ 2T\left(1 + (\|\nabla\tilde{u}\|_\infty + \|\nabla\tilde{v}\|_\infty)^2 e^{\left(\frac{1}{2}+4\|\nabla\tilde{v}\|_\infty\right)T}\right) L_3(\tilde{v}, \tilde{u}) + 2TL_4(\tilde{v}, \tilde{u}). \tag{129}$$

Finally, using integral Grönwall's inequality Gronwall [67], we have:

$$\mathbb{E}^Z \|X(t) - Y(t)\|^2 \tag{130}$$

$$\leq 4e^{T(T+1)} L_1(\tilde{v}, \tilde{u}) + e^{T(T+1)} \left(2T(\|\nabla\tilde{u}\|_\infty + \|\nabla\tilde{v}\|_\infty)^2 e^{\left(\frac{1}{2}+4\|\nabla\tilde{v}\|_\infty\right)T} + 4\right) L_2(\tilde{v}, \tilde{u}) \tag{131}$$

$$+ 2Te^{T(T+1)} \left(1 + (\|\nabla\tilde{u}\|_\infty + \|\nabla\tilde{v}\|_\infty)^2 e^{\left(\frac{1}{2}+4\|\nabla\tilde{v}\|_\infty\right)T}\right) L_3(\tilde{v}, \tilde{u}) + 2Te^{T(T+1)} L_4(\tilde{v}, \tilde{u}) \tag{132}$$

□

G Applications

G.1 Bounded domain \mathcal{M}

Our approach assumes that the manifold \mathcal{M} is flat or curved. For bounded domains \mathcal{M} , e.g., like it is assumed in PINN or any other grid-based methods, our approach can be applied if we embed $\mathcal{M} \subset \mathbb{R}^d$ and define a new family of smooth non-singular potentials V_α on entire \mathbb{R}^d such that $V_\alpha \rightarrow V$ when restricted to \mathcal{M} and $V_\alpha \rightarrow +\infty$ on $\partial(\mathcal{M}, \mathbb{R}^d)$ (boundary of the manifold in embedded space) as $\alpha \rightarrow 0_+$.

G.2 Singular initial conditions

It is possible to apply Algorithm 1 to $\psi_0 = \delta_{x_0} e^{iS_0(x)}$ for some $x_0 \in \mathcal{M}$. We need to augment the initial conditions with a parameter $\alpha > 0$ as $\psi_0 = \sqrt{\frac{1}{\sqrt{2\pi\alpha^2}}} e^{-\frac{(x-x_0)^2}{2\alpha^2}}$ for small enough $\alpha > 0$. In that case, $u_0(x) = -\frac{\hbar}{2m} \frac{(x-x_0)}{\alpha}$. We must be careful with choosing α to avoid numerical instability. It makes sense to try $\alpha \propto \frac{\hbar^2}{m^2}$ as $\frac{X(0)-x_0}{\alpha} = \mathcal{O}(\sqrt{\alpha})$. We evaluated such a setup in Appendix D.1.

G.3 Singular potential

We must augment the potential to apply our method for simulations of the atomic nucleus with Bohr-Oppenheimer approximation [68]. A potential arising in this case has components of form $\frac{a_{ij}}{\|x_i - x_j\|}$. Basically, it has singularities when $x_i = x_j$. In case when x_j is fixed, our manifold is $\mathcal{M} \setminus \{x_j\}$, which has a non-trivial cohomology group.

When such potential arises we suggest to augment the potential V_α (e.g., replace all $\frac{a_{ij}}{\|x_i - x_j\|}$ with $\frac{a_{ij}}{\sqrt{\|x_i - x_j\|^2 + \alpha}}$) so that V_α is smooth and non-singular everywhere on \mathcal{M} . In that case we have that $V_\alpha \rightarrow V$ as $\alpha \rightarrow 0$. With the augmented potential V_α , we can apply stochastic mechanics to obtain an equivalent to quantum mechanics theory. Of course, augmentation will produce bias, but it will be asymptotically negligible as $\alpha \rightarrow 0$.

G.4 Measurement

Even though we have entire trajectories and know positions for each moment, we should carefully interpret them. This is because they are not the result of the measurement process. Instead, they represent hidden variables (and u, v represent global hidden variables – what saves us from the Bells inequalities as stochastic mechanics is non-local [17]).

For a fixed $t \in [0, T]$, the distribution of $X(t)$ coincides with the distribution $\mathbf{X}(t)$ for \mathbf{X} being position operator in quantum mechanics. Unfortunately, a compound distribution $(X(t), X(t'))$ for $t \neq t'$ may not correspond to the compound distribution of $(\mathbf{X}(t), \mathbf{X}(t'))$; for details see Nelson [19]. This is because each $\mathbf{X}(t)$ is a result of the *measurement process*, which causes the wave function to collapse [69].

Trajectories X_i are as if we could measure $\mathbf{X}(t)$ without causing the collapse of the wave function. To use this approach for predicting some experimental results involving multiple measurements, we need to re-run our method after each measurement process with the measured state as the new initial condition. This issue is not novel for stochastic mechanics. There is the same problem in classical quantum mechanics.

This “contradiction” is resolved once we realize that $\mathbf{X}(t)$ involves measurement, and thus, if we want to calculate correlations of $(\mathbf{X}(t), \mathbf{X}(t'))$ for $t < t'$ we need to do the following:

- Run Algorithm 1 with $\psi_0, V(x, t)$ and $T = t$ to get \tilde{u}, \tilde{v} .
- Run Algorithm 2 with $\tilde{u}, \tilde{v}, \psi_0$ to get $\{X_{Nj}\}_{j=1}^B$ – B last steps from trajectories X_i of length N .
- For each X_{Nj} in the batch we need to run Algorithm 1 with $\psi_0 = \delta_{X_{Nj}}, V'(x, t') = V(x, t' + t)$ (assuming that $u_0 = 0, v_0 = 0$) and $T = t' - t$ to get \tilde{u}_j, \tilde{v}_j .
- For each X_{Nj} run Algorithm 2 with batch size $B = 1, \psi_0 = \delta_{X_{Nj}}, \tilde{u}_j, \tilde{v}_j$ to get X'_{Nj} .
- Output pairs $\{(X_{N,j}, X'_{N,j})\}_{j=1}^B$.

Then the distribution of $(X_{N,j}, X'_{N,j})$ will correspond to the distribution of $(\mathbf{X}(t), \mathbf{X}(t'))$. This is well described and proven in Derakhshani and Bacciagaluppi [69]. Therefore, it is possible to simulate the right correlations in time using our approach, though, it may require learning $2(B + 1)$ models. The promising direction of future research is to consider X_0 as a feature for the third step here and, thus, learn only $2 + 2$ models.

G.5 Observables

To estimate any scalar observable of form $\mathbf{Y}(t) = y(\mathbf{X}(t))$ in classic quantum mechanics one needs to calculate:

$$\langle \mathbf{Y} \rangle_t = \int_{\mathcal{M}} \overline{\psi(x, t)} y(x) \psi(x, t) dx.$$

In our setup, we can calculate this using the samples $X_{[\frac{Nt}{T}]} \approx X(t) \sim |\psi(\cdot, t)|^2$:

$$\langle \mathbf{Y} \rangle_t \approx \frac{1}{B} \sum_j^B y(X_{[\frac{Nt}{T}]_j}),$$

where $B \geq 1$ is the batch size, N is the time discretization size. The estimation error has magnitude $\mathcal{O}(\frac{1}{\sqrt{B}} + \epsilon + \varepsilon)$, where $\epsilon = \frac{T}{N}$ and ε is the L_2 error of recovering true u, v . In our paper, we have not bounded ε but provide estimates for it in our experiments against the finite difference solution.⁷

G.6 Wave-function

Recovering the wave function from u, v is possible using a relatively slow procedure. Our experiments do not cover this because our approach’s main idea is to avoid calculating wave function. But for

⁷If we are able to reach $\mathcal{L}(\theta) = 0$ then essentially $\varepsilon = 0$. We leave bounding ε by $\mathcal{L}(\theta_\tau)$ for future work.

the record, it is possible. Assume we solved equations for u, v . We can get the phase and density by integrating Equation (20):

$$S(x, t) = S(x, 0) + \int_0^t \left(\frac{1}{2m} \langle \nabla, u(x, t) \rangle + \frac{1}{2\hbar} \|u(x, t)\|^2 - \frac{1}{2\hbar} \|v(x, t)\|^2 - \frac{1}{\hbar} V(x, t) \right) dt, \quad (133)$$

$$\rho(x, t) = \rho_0(x) \exp \left(\int_0^t \left(- \langle \nabla, v(x, t) \rangle - \frac{2m}{\hbar} \langle u(x, t), v(x, t) \rangle \right) dt \right) \quad (134)$$

This allows us to define $\psi = \sqrt{\rho(x, t)} e^{iS(x, t)}$, which satisfies the Schrödinger equation (1). Suppose we want to estimate it over a grid with N time intervals and $[\sqrt{N}]$ intervals for each coordinate (a typical recommendation for Equation (1) is to have a grid satisfying $dx^2 \approx dt$). It leads to a sample complexity of $\mathcal{O}(N^{\frac{d}{2}+1})$, which is as slow as other grid-based methods for quantum mechanics. The error in that case will also be $\mathcal{O}(\sqrt{\epsilon} + \epsilon)$ [70].

H On criticism of Stochastic Mechanics

Three major concerns arise regarding stochastic mechanics developed by Nelson [17], Guerra [18]:

- The proof of the equivalence of stochastic mechanics to classic quantum mechanics relies on an implicit assumption of the phase $S(x, t)$ being single-valued [60].
- If there is an underlying stochastic process of quantum mechanics, it should be non-Markovian [19].
- For a quantum observable, e.g., a position operator $\mathbf{X}(t)$, a compound distribution of positions at two different timestamps t, t' does not match distribution of $(\mathbf{X}(t), \mathbf{X}(t'))$ [19].

Appendix G.4 discusses why a mismatch of the distributions is not a problem and how we can adopt stochastic mechanics with our approach to get correct compound distributions by incorporating the measurement process into the stochastic mechanical picture.

H.1 On “inequivalence” to Schrödinger equation

This problem is explored in the paper by Wallstrom [60]. Firstly, the authors argue that proofs of the equivalency in Nelson [17], Guerra [18] are based on the assumption that the wave function phase S is single-valued. In the general case of a multi-valued phase, the wave functions are identified with sections of complex line bundles over \mathcal{M} . In the case of a trivial line bundle, the space of sections can be formed from single-valued functions, see Alvarez [59]. The equivalence class of line bundles over a manifold \mathcal{M} is called Picard group, and for smooth manifolds, \mathcal{M} is isomorphic to $H^2(\mathcal{M}, \mathbb{Z})$, so-called second cohomology group over \mathbb{Z} , see Prieto and Vitolo [61] for details. Elements in this group give rise to non-equivalent quantizations with irremovable gauge symmetry phase factor.

Therefore, *in this paper, we assume that $H^2(\mathcal{M}, \mathbb{Z}) = 0$* , which allows us to eliminate all criticism about non-equivalence. Under this assumption, stochastic mechanics is *equivalent* indeed. This condition holds when $\mathcal{M} = \mathbb{R}^d$. Though, if a potential V has singularities, e.g., $\frac{a}{\|x-x_*\|}$, then we should exclude x_* from \mathbb{R}^d which leads to $\mathcal{M} = \mathbb{R}^d \setminus \{x_*\}$ and this manifold satisfies $H^2(\mathcal{M}, \mathbb{Z}) \cong \mathbb{Z}$ [71], which essentially leads to “counterexample” provided in Wallstrom [60]. We suggest a solution to this issue in Appendix G.2.

H.2 On “superluminal” propagation of signals

We want to clarify why this work should not be judged from perspectives of *physical realism, correspondence to reality* and *interpretations* of quantum mechanics. This tool gives the exact predictions as classical quantum mechanics at a moment of measurement. Thus, we do not care about a superluminal change in the drifts of entangled particles and other problems of the Markovian version of stochastic mechanics.

H.3 Non-Markovianity

Nelson believes that an underlying stochastic process of reality should be non-Markovian to avoid issues with the Markovian processes like superluminal propagation of signals [19]. Even if such a process were proposed in the future, it would not affect our approach. In stochastic calculus, there is a beautiful theorem from Gyöngy [72]:

Theorem H.1. *Assume $X(t), F(t), G(t)$ are adapted to Wiener process $W(t)$ and satisfy:*

$$dX(t) = F(t)dt + G(t)d\vec{W}.$$

Then there exist a Markovian process $Y(t)$ satisfying

$$dY(t) = f(Y(t), t)dt + g(Y(t), t)d\vec{W}$$

where $f(x, t) = \mathbb{E}(F(t) \| X(t) = x), g(x, t) = \sqrt{\mathbb{E}(G(t)G(t)^T \| X(t) = x)}$ and such that $\forall t$ holds $\text{Law}(X(t)) = \text{Law}(Y(t))$.

This theorem tells us that we already know how to build a process $Y(t)$ without knowing $X(t)$; it is stochastic mechanics by Nelson [18, 17] that we know. From a numerical perspective, we better stick with $Y(t)$ as it is easier to simulate, and as we explained, we do not care about correspondence to reality as long as it gives the same final results.

H.4 Ground state

Unfortunately, our approach is unsuited for the ground state estimation or any other stationary state. FermiNet [27] does a fantastic job already. The main focus of our work is time evolution. It is possible to estimate some observable \mathbf{Y} for the ground state if its energy level is unique and significantly lower than others. In that case, the following value approximately equals the group state observable for $T \gg 1$:

$$\langle \mathbf{Y} \rangle_{ground} \approx \frac{1}{T} \int_0^T \langle \mathbf{Y} \rangle_t dt \approx \frac{1}{NB} \sum_{i=1}^N \sum_{j=1}^B y(X_{ij})$$

This works only if the ground state is unique, and the initial conditions satisfy $\int_{\mathcal{M}} \bar{\psi}_0 \psi_{ground} dx \neq 0$, and its energy is well separated from other energy levels. In that scenario, oscillations will cancel each other out.

I Future work

This section discusses possible directions for future research. Our method is a promising direction for fast quantum mechanics simulations, but we consider the most straightforward setup in our work. Possible future advances include:

- In our work, we consider the simplest integrator of SDE (Euler-Maryama), which may require setting $N \gg 1$ to achieve the desired accuracy. However, a higher-order integrator [70] or an adaptive integrator [73] should achieve the desired accuracy with much lower N .
- It should be possible to extend our approach to a wide variety of other quantum mechanical equations, including Dirac and Klein-Gordon equations used to account for special relativity [21, 74], a non-linear Schrödinger Equation (1) equation used in condensed matter physics [75] by using McKean-Vlasov SDEs and the mean-field limit [76, 24], and the Schrödinger equation with a spin component [77, 78].
- We consider a rather simple, fully connected architecture of neural networks with tanh activation and three layers. It might be more beneficial to consider specialized architectures for quantum mechanical simulations, e.g., Pfau et al. [27].
- Many practical tasks require knowledge of the error magnitude. Thus, providing explicit bounds on ε in terms of $\mathcal{L}(\theta_M)$ is critical.