

# Medication Recommendation via Domain Knowledge Informed Deep Learning

Sicen Liu<sup>1</sup>, Xiaolong Wang<sup>1</sup>, Xianbing Zhao<sup>1</sup>, Hao Chen<sup>2\*</sup>

<sup>1</sup>Harbin Institute of Technology (Shenzhen), Shenzhen, China

<sup>2</sup>The Hong Kong University of Science and Technology, Clear Water Bay, Hong Kong

liusicen@stu.hit.edu.cn, xlwangsz@hit.edu.cn,

zhaoxianbing\_hitsz@163.com, jhc@cse.ust.hk

## Abstract

Medication recommendation is a fundamental yet crucial branch of healthcare, which provides opportunities to support clinical physicians with more accurate medication prescriptions for patients with complex health conditions. Learning from electronic health records (EHR) to recommend medications is the most common way in previous studies. However, most of them neglect incorporating domain knowledge according to the clinical manifestations in the EHR of the patient. To address these issues, we propose a novel **Domain Knowledge Informed Network** (DKINet) to integrate domain knowledge with observable clinical manifestations of the patient, which is the first dynamic domain knowledge informed framework toward medication recommendation. In particular, we first design a knowledge-driven encoder to capture the domain information and then develop a data-driven encoder to integrate domain knowledge into the observable EHR. To endow the model with the capability of temporal decision, we design an explicit medication encoder for learning the longitudinal dependence of the patient. Extensive experiments on three publicly available datasets verify the superiority of our method. The code will be public upon acceptance.

## 1 Introduction

The rapid development of deep learning and the explosion of biological data have led to the creation of efficient models that assist clinical decision-making [1, 16, 6, 11, 25]. In recent years, medication recommendation, a fundamental yet crucial branch of clinical decision-making, has attracted significant attention from a large number of researchers [13, 20, 24, 12], which aims to recommend medications to treat the diagnosed disease of patients. Existing medication recommendation models mainly focus on digging into the representation pattern of electronic health records (EHR). Most of them model the diagnosis and procedure records in the EHR of a patient and then predict the medication sequences [32, 5, 10, 28, 26]. Part of them tries to leverage the biomedical knowledge of medication to assist the representation of patients during the medication recommendation process [18, 29]. However, the health condition of the patient during hospitalization is not only related to the medication but also affected by the other clinical manifestations (such as diagnosis and procedure). We argue that prior knowledge of all clinical manifestations in EHR should be considered in the medication recommendation model.

The Unified Medical Language System (UMLS)<sup>2</sup> [2] is a comprehensive, standardized terminology system widely used in the healthcare industry. The UMLS merges various subdomain knowledge

\*Corresponding author

<sup>2</sup><https://www.nlm.nih.gov/research/umls/index.html>

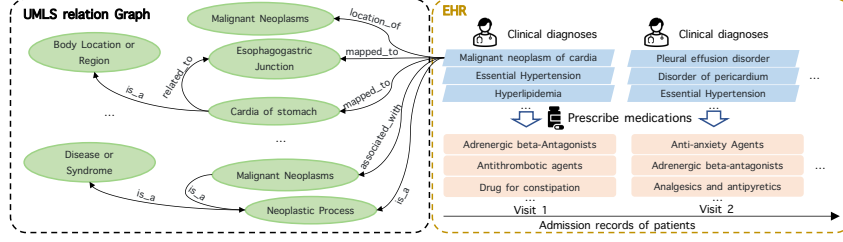


Figure 1: An example of the electronic health record. The physician prescribes medication according to the clinical diagnoses, where the decision of the physician is also guided by domain knowledge

(including medication, diagnosis, and procedure) in a unified pattern, which is helpful in introducing unified domain knowledge in medication recommendations for patients with complex health conditions. As shown in Figure 1, there is an example of the admission record of the patient and the related domain knowledge. In the EHR part, the physician prescribes medication during the hospitalization of the patient based on the clinical diagnosis and procedure. Previous works mainly model the EHR data to capture the complex health condition of the patient and mimic the prescribing action of the physician while neglecting prior knowledge of UMLS. At the left of Figure 1, we illustrate the prior knowledge in the UMLS that could guide physician diagnosis. Here we show several related concepts in the UMLS relation graph of diagnosis *Malignant neoplasm of cardia*. The relation knowledge path indicates such knowledge can assist in a more comprehensive understanding of the diagnosis and its potential implications for the patient. Hence, incorporating domain knowledge with the clinical manifestations in the EHR of the patient could potentially enhance accuracy in medication recommendation.

Considering the critical role of domain knowledge, we proposed a novel medication recommendation framework, **Domain Knowledge Informed Network**, dubbed **DKINet**, to incorporate the UMLS knowledge and observable EHR information based on knowledge-driven and data-driven perspectives. Specifically, we first aggregate the UMLS knowledge information via the knowledge-driven encoder. After that, we design a data-driven encoder to capture the knowledge-enhanced representation of the patient by incorporating the domain knowledge according to the clinical manifestations in EHR. Meanwhile, we introduce a mutual information minimization regularization term to regulate the knowledge-enhanced representations and the original EHR-based representation. Moreover, to tackle the longitudinal dependence of EHR, we introduce an explicit medication encoder to model the historical health information of the patient. Extensive experimental results on three publicly available datasets, *i.e.*, MIMIC-III [9], MIMIC-IV [8] and eICU [15], validate the effectiveness and superiority of our proposed method.

The main contributions of this work are summarized as three-fold:

- We present a novel framework to integrate domain knowledge and observable EHR information toward medication recommendation. To the best of our knowledge, it is the first work to explore the UMLS knowledge for medication recommendation.
- We design a knowledge-driven encoder and a data-driven encoder to capture the knowledge-enhanced representation of the patient. Meanwhile, we also introduce a mutual information minimization regularization term for effective knowledge fusion. In addition, we design an explicit medication encoder for learning the longitudinal dependence of the patient.
- We evaluated our method DKINet on three publicly available healthcare datasets, and our method achieved consistently higher performance against the state-of-the-art methods.

## 2 Related Works

**Medication Recommendation.** Medication recommendation algorithms have been developed to assist doctors in making effective medication prescriptions. A series of deep learning based medication recommendation methods have been proposed. For example, Zhang et al. [32] decomposed the medication recommendation task into a sequential decision-making process and used the diagnosis of the current visit to generate the medications. Choi et al. [5] leveraged the attention module to model

the temporal information of the patient. Le et al. [10] designed a memory mechanism to capture the interaction of asynchronous sequential information. Shang et al. [18] exploited a graph memory network to model the historical records of the patient for predicting medications. Yang et al. [28] proposed a residual network to model the changes in medications during the hospitalization of the patient. Yang et al. [29] utilized the drug molecule structures to enhance the medication encoding representation. Wu et al. [26] introduced a conditional generation network to generate the medication sequences. Sun et al. [19] proposed a causal graphical model to deconfound the recommendation bias. Yang et al. [27] treated each patient as a separate domain to develop a many-domain generalization method for medication recommendation. Although significant progress has been made by considering different patient representation patterns, they are essentially depending on the EHR and overlook the domain knowledge, especially integrating domain knowledge according to the clinical manifestations in the EHR of the patient. To this end, we design a flexible and adaptable domain knowledge informed framework, which could integrate the multi-subdomain knowledge into observable clinical manifestations of the patients.

**Knowledge Representation.** Knowledge graphs (KG) as an auxiliary data source have shown great potential in improving the accuracy and explainability of recommendation tasks [14, 31, 30]. They connect various types of information related to entities in a unified global space, which helps develop insights on recommendation problems that are difficult to uncover with training data only. Researchers usually utilize knowledge information to assist with recommendation tasks [22, 3, 23]. The UMLS provides a common language for exchanging electronic health information, and it contains domain knowledge that could guide the decision of physicians. Hence, modeling the interaction between UMLS knowledge and the EHR of the patient can help better infer the health condition of the patient for medication recommendation. To the best of our knowledge, our model is the first one to introduce the domain knowledge informed framework to integrate the UMLS knowledge and observable EHR for medication recommendation.

### 3 Methodology

#### 3.1 Problem Formulation

Patient EHR consists of several visit records and the whole data for all patients can be represented as  $X = \{X_1, X_2, \dots, X_N\}$ , where  $n \in \{1, 2, \dots, N\}$ ,  $N$  is the number of total patients. A specific patient  $n$  can be represented as  $X_n = [x_n^1, x_n^2, \dots, x_n^t, \dots]$  and  $t \in \{1, 2, \dots, T_n\}$ , where  $T_n$  is the number of visits for the  $n$ -th patient. For the  $t$ -th visit of the  $n$ -th patient,  $x_n^t = [d_n^t, p_n^t, m_n^t]$ , where  $d_n^t \in \{0, 1\}^{\mathcal{D}}$ ,  $p_n^t \in \{0, 1\}^{\mathcal{P}}$ ,  $m_n^t \in \{0, 1\}^{\mathcal{M}}$  are multi-hot of diagnosis, procedure, and medication vectors, respectively. The  $\mathcal{D}, \mathcal{P}, \mathcal{M}$  are the overall diagnosis, procedure, and medication sets, while  $|\cdot|$  denotes the cardinality of the set. The UMLS knowledge includes multi-subdomain concepts and relations between them. It can be denoted as  $\mathcal{G}_u = \{\mathcal{H}_u, \mathcal{R}_u, \mathcal{T}_u\}$ , where  $\mathcal{H}_u$  and  $\mathcal{T}_u$  denotes the head and tail entity, respectively. The node set  $\mathcal{H}_u + \mathcal{T}_u \gg \mathcal{D} + \mathcal{P} + \mathcal{M}$  contains all concepts in the UMLS, and  $\mathcal{R}_u$  contains the relations between the concepts (e.g., *is\_a*, *mapped\_to*, *related\_to*). The objective of the medication recommendation task is to recommend medications  $\hat{m}_i^t$  at the  $t$ -th visit of the  $i$ -th patient, given all the patient’s previous visit  $[x_i^1, x_i^2, \dots, x_i^{t-1}]$ , current visit input  $d_i^t, p_i^t$ , and the UMLS graph  $\mathcal{G}_u$ .

#### 3.2 Our Method

In this section, we describe the architecture of our proposed DKINet, as illustrated in Figure 2. Concretely, we first introduce a knowledge-driven encoder to obtain the concept embedding in UMLS knowledge. Afterward, we design a data-driven encoder to obtain the knowledge-enhanced representation by incorporating the UMLS knowledge with the clinical manifestations in the EHR. To effective knowledge fusion, we introduce a mutual information minimization regularization term. Considering the critical impact of a patient’s longitudinal health condition on current medication recommendations, we design an explicit medication encoder for learning the longitudinal dependence of the patient. Ultimately, we detail the objective function utilized to optimize the network for medication recommendation.

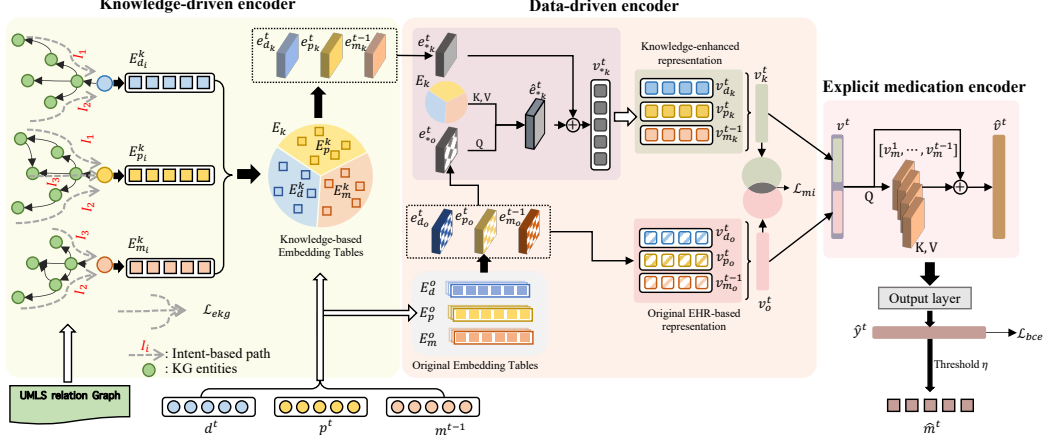


Figure 2: Schematic illustration of the proposed DKINet framework.

**Knowledge-driven Encoder.** Given a UMLS relation graph, a core issue of obtaining the knowledge-based representation is a suitable knowledge encoder. Taking the diagnosis of *Essential Hypertension* for a patient as an example, there are thousands of related concepts of *Essential Hypertension* in the UMLS relation graph, where clinical physicians collect knowledge related to *Essential Hypertension* possibly are the subset of these concepts. For instance, the physician maybe cares more about *Essential Hypertension clinically associated with Anemia*, where **clinically associated with** is the relation type of the UMLS graph. Considering the complexity of the UMLS graph, there are limited concepts and relations that are beneficial for the physician’s decision. Hence, an effective knowledge encoder that could collect UMLS knowledge with more critical information is urgently needed. Such intuition motivates us to model the knowledge-driven encoder to capture the UMLS relation graph. Inspired by KGIN [23], we model the UMLS by capturing the knowledge information influenced by multiple knowledge-driven intents, which mimic the action of select knowledge by physicians. Assuming there is a set of  $|\mathcal{I}|$  intents to collect information from the UMLS graph, we can split the connection between the medical code in EHR and concepts in the UMLS graph into  $|\mathcal{I}|$  intents and transfer each pair  $(c, v)$  into  $\{(c, \mathcal{I}_i, v) | \mathcal{I}_i \in \mathcal{I}\}$ , where  $v \in \mathcal{V}$ ,  $c \in \mathcal{C}$ , and  $\mathcal{V} = \{\mathcal{H}_u, \mathcal{T}_u\}$  are concepts in the UMLS graph, and  $\mathcal{C} = \{\mathcal{D}, \mathcal{P}, \mathcal{M}\}$  are medical codes in observable EHR. Then, we obtain an intent-based path between the clinical code and the concept in the UMLS graph, and we denote it as the intent-based graph  $\mathcal{G}_{\mathcal{I}} = \{\mathcal{C}, \mathcal{I}, \mathcal{V}\}$ .

We decompose the knowledge-driven encoder into two steps: First, we employ the aggregation layer over the UMLS graph to learn the relation graph representation for each concept in the UMLS relation graph. Then, we exploit the aggregation layer over the intent-based graph to gather the intent-based information from the relation graph concepts and obtain the knowledge-driven representation of medical codes.

**Aggregation Layer over UMLS Graph.** To learn the representation of each concept in UMLS graph  $\mathcal{G}_u$ , we use  $\mathcal{N}_h = \{(h, \mathcal{R}_i, \mathcal{T}_i)\}$  to represent the relationships and the neighbor entities about concept  $h$ , and then gather the UMLS information to generate the representation of concept  $h$ .

$$e_h^{l_1} = \frac{1}{|\mathcal{N}_h|} \sum_{(\mathcal{R}_i, \mathcal{T}_i) \in \mathcal{N}_h} e_{\mathcal{R}_i} \odot e_{\mathcal{T}_i}^{l_0} \quad (1)$$

where  $e_{\mathcal{T}_i}^{l_0}$  is the embedding representation of tail entity  $\mathcal{T}_i$ ,  $\odot$  is element-wise product,  $l_1$  donates the first-order connection of  $(h_i, \mathcal{R}_i, \mathcal{T}_i)$  and  $e_{\mathcal{R}_i}$  is the relation embedding. Analogously, we can obtain the representation of every concept  $h \in \mathcal{G}_u$  in the UMLS graph.

**Aggregation Layer over Intent-based Graph.** After obtaining the concept representation of UMLS graph, we then focus on the aggregation pattern in the intent-based graph  $\mathcal{G}_{\mathcal{I}}$ . We use  $\mathcal{N}_c = \{(c, \mathcal{I}_i, v)\}$  to represent the intent-based path, where  $c \in \{\mathcal{D}, \mathcal{P}, \mathcal{M}\}$  and  $v \in \{\mathcal{H}_u, \mathcal{T}_u\}$ . Technically, we aggregate the UMLS concept representation from the intent-based path to collect the knowledge-

driven representation of medical code  $c$ :

$$e_c^{l_1} = \frac{1}{|\mathcal{N}_c|} \sum_{(c, \mathcal{I}, v) \in \mathcal{N}_c} \text{Softmax}((e_{\mathcal{I}})^{\top} e_c^{l_0}) \odot e_v^{l_1} \quad (2)$$

where  $e_{\mathcal{I}}$  is the embedding vector of intents, and  $e_c^{l_0}$  is the embedding of medical code in the UMLS graph. To identify the semantics of each intent explicitly, we followed the KGIN [23] to decouple each intent by minimizing the distance correlation of intents, which is formulated as follows:

$$\mathcal{L}_{ekg} = \sum_{(\mathcal{I}_i, \mathcal{I}_j) \in \mathcal{I}, i \neq j} \frac{dCov(\mathcal{I}_i, \mathcal{I}_j)}{\sqrt{dVar(\mathcal{I}_i) \cdot dVar(\mathcal{I}_j)}} \quad (3)$$

where  $dCov(\cdot)$  is the distance covariance of two representations, and  $dVar(\cdot)$  is the distance variance of each intent representation.

To aggregate the UMLS information from the higher-order neighbors, we further stack more aggregation layers over the UMLS graph and intent-based graph.

$$e_h^{l_i} = \frac{1}{|\mathcal{N}_h|} \sum_{(\mathcal{R}_i, \mathcal{T}_i) \in \mathcal{N}_h} e_{\mathcal{R}_i} \odot e_{\mathcal{T}_i}^{l_{i-1}} \quad (4)$$

$$e_c^{l_i} = \frac{1}{|\mathcal{N}_c|} \sum_{(c, \mathcal{I}, v) \in \mathcal{N}_c} \text{Softmax}((e_{\mathcal{I}})^{\top} e_c^{l_{i-1}}) \odot e_v^{l_i} \quad (5)$$

where  $i$  is the hyperparameter.

Combining the above steps, we obtain the knowledge-based embedding tables  $E_k = [E_d^k, E_p^k, E_m^k]$ . Without loss of generality, given a patient at the  $t$ -th visit record, this record consists of  $[d^t, p^t, m^{t-1}]$ , where  $m^{t-1}$  is the medications that appeared in the previous visit. Notes that, with the  $t$ -th visit, we put the medication record of the previous visit (i.e.,  $t-1$ -th visit) and current diagnosis and procedure records as input to encode all clinical manifestations of EHR. For the first visit of the patient, we apply a padding embedding as the medication input. Afterward, we convert the input sequences of diagnosis, procedure, and medication to knowledge-based embedding representations  $e_{d_k}^t, e_{p_k}^t, e_{m_k}^{t-1}$ , respectively.

**Data-driven Encoder.** The clinical manifestation in EHR offers the health condition of the patient, which is also the data fundamental to recommending medications. Hence, we first design three original embedding tables  $E_d^o \in \mathbb{R}^{|\mathcal{D}| \times \dim}$ ,  $E_p^o \in \mathbb{R}^{|\mathcal{P}| \times \dim}$ ,  $E_m^o \in \mathbb{R}^{|\mathcal{M}| \times \dim}$  for diagnosis, procedure and medication inputs, where  $\dim$  denotes the dimension of embedding space. Then, we convert the input sequences of diagnosis, procedure, and medication to embedding representations  $e_{d_o}^t, e_{p_o}^t, e_{m_o}^{t-1}$ , respectively. Afterward, we collate the EHR embedding  $e_{d_o}^t, e_{p_o}^t, e_{m_o}^{t-1}$  into the original EHR-based representation:

$$v_o^t = f_v(e_{*o}^t) \quad (6)$$

$$v_o^t = [v_{d_o}^t; v_{p_o}^t; v_{m_o}^{t-1}] \quad (7)$$

where  $f_v$  is a summation function and  $*$   $\in \{d, p, m\}$ .

To effectively integrate the domain knowledge according to the clinical manifestations, we propose a data-driven encoder that could flexibly integrate the domain knowledge into the EHR of the patient, which is formulated as follows:

$$v_{*k}^t = f_v([e_{*k}^t; \hat{e}_{*k}^t]) \quad (8)$$

$$\hat{e}_{*k}^t = \text{softmax}((E_k)^{\top} e_{*o}^t) E_k \quad (9)$$

where  $*$   $\in \{d, p, m\}$ , and  $[\cdot]$  is the concatenation operation,  $e_{*k}^t$  and  $e_{*o}^t$  are the knowledge-based and original EHR-based medical code embedding vectors. Eventually, we concatenate the three types of medical code embedding to obtain the knowledge-enhanced representation  $v_k^t$ .

$$v_k^t = [v_{d_k}^t; v_{p_k}^t; v_{m_k}^{t-1}] \quad (10)$$

**Mutual Information Minimization Regularization.** To further capture the semantic information of domain knowledge and enrich representations of the patient. We propose a mutual information minimization regularization term to regulate the interaction between the knowledge-enhanced and the original EHR-based visit representation of the patient. Concretely, we minimize the distance of semantic space between the knowledge-enhanced representation  $v_k^t$  and original EHR representation  $v_o^t$  by optimizing mutual information upper bounds. Inspired by CLUB [4], where mutual information (MI) upper bound is estimated by the conditional probabilities between positive and negative sample pairs in mini-batch. With sample pairs  $\{(v_o^i, v_k^i)\}_{i=1}^N$ , the MI regularization is formulated as:

$$\begin{aligned}\mathcal{L}_{mi} &= \frac{1}{N} \sum_{i=1}^N \log p(v_k^i | v_o^i) - \frac{1}{N^2} \sum_{i=1}^N \sum_{j=1}^N \log p(v_k^j | v_o^i) \\ &= \frac{1}{N^2} \sum_{i=1}^N \sum_{j=1}^N [\log p(v_k^i | v_o^i) - \log p(v_k^j | v_o^i)] \\ &= \frac{1}{N^2} \sum_{i=1}^N \sum_{j=1}^N [\log f_\theta(v_k^i | v_o^i) - \log f_\theta(v_k^j | v_o^i)]\end{aligned}\quad (11)$$

where  $f_\theta(\cdot)$  is a variation approximation function. The  $f_\theta(\cdot)$  is parameterized by:

$$f_\theta(v_k^i | v_o^i) = \mathcal{N}(\mu_\theta(v_o^i), I) \quad (12)$$

where  $\mathcal{N}(\cdot)$  is a Gaussian distribution. Next, we combine the knowledge-enhanced and the original EHR-based feature as the current visit representation of the patient, which can be formulated as:

$$v_t = w_v [v_k^t; v_o^t] + b_v \quad (13)$$

where  $w_v \in \mathcal{R}^{2dim \times dim}$  and  $b_v \in \mathcal{R}^{dim}$  are learnable parameters and  $[\cdot]$  denotes concatenation in the feature dimension.

**Explicit Medication Encoder.** Medication histories in the EHR of patients are important in preventing prescription errors and consequent risks to patients [7]. Previous works usually put current visit representation  $v_t$  as the final representation of the patient to model the longitudinal dependence and then predict the medications, which ignores explicitly modeling the medication histories representation. Wu et al. [26] tried to model the relationship between the medication codes at the current visit but failed to model the dependence between the current visit representation and historical medication representation.

To capture the longitudinal dependence between the current visit representation and historical medication information effectively, we adopt an explicit medication encoder to model this relationship explicitly.

$$\hat{v}^t = softmax\left(\frac{(v^t)^\top [v_m^1, \dots, v_m^{t-1}]}{\sqrt{dim}}\right) [v_m^1, \dots, v_m^{t-1}] + v^t \quad (14)$$

where  $[v_m^1, \dots, v_m^{t-1}]$  are the historical medication sequence representations. Finally, we adopt an output layer to obtain the final medication representation.

$$\hat{y}^t = \sigma(w_y \hat{v}^t + b_y) \quad (15)$$

where  $w_y \in \mathcal{R}^{dim \times |\mathcal{M}|}$  and  $b_y \in \mathcal{R}^{|\mathcal{M}|}$  are learnable parameters, and  $\sigma$  is sigmoid function.

**Objective Function.** Following the previous works [29, 18, 19], we treat the medication recommendation task as a multi-label prediction task and adopt the binary cross entropy loss  $\mathcal{L}_{bce}$  as the multi-label task loss function.

$$\mathcal{L}_{bce} = - \sum_t \sum_i^{|\mathcal{M}|} m_i^t \log(\hat{y}_i^t) + (1 - m_i^t) \log(1 - \hat{y}_i^t) \quad (16)$$



where  $m_i^t$  is the ground truth medication code at  $i$ -th coordinate at  $t$ -th visit, and the  $\hat{y}_i^t$  is the probability of the predicted medication code corresponding to  $m_i^t$ . The overall learning objective of DKINet is performed by minimizing the combined loss function:

$$\mathcal{L} = \mathcal{L}_{bce} + \alpha \mathcal{L}_{ekg} + \beta \mathcal{L}_{mi} \quad (17)$$

where  $\alpha, \beta$  is hyperparameter. During the inference phase, the predicted medications are generated from the  $\hat{y}^t$ . We use threshold  $\eta$  to distinguish the correctly predicted labels. Then, the predicted label set corresponds to the following:

$$\hat{m}^t = \{\hat{y}_i^t | \hat{y}_i^t \geq \eta, 1 \leq i \leq |\mathcal{M}|\} \quad (18)$$

## 4 Experiments

**Datasets and Pre-processing.** To justify the effectiveness of our DKINet model, we carried out experiments under publicly available MIMIC-III [9], MIMIC-IV [8], and eICU [15] datasets. For the MIMIC-III and MIMIC-IV datasets, we followed the data processing of DrugRec [19], which collated the diagnosis, procedure, and medication records of the patient. For the eICU dataset, we only collated the diagnosis and medication records of the patient due to the eICU dataset itself lacking the procedure records. For domain knowledge, we used the Unified Medical Language System (UMLS) <sup>3</sup> [2]. There are three knowledge sources of UMLS: *Metathesaurus*, *Semantic Network*, and *SPECIALIST Lexicon & Lexical Tools*. Following the UMLSParse <sup>4</sup>, we extracted the unified concepts and relationship from *Metathesaurus* and collated the semantic tree node from *Semantic Network* based on retrieving the related medical code in EHR data. More implementation details and dataset statistics are in the Appendix B section.

**Compared Methods and Metrics.** We evaluated the performance of our method by comparing it with several baselines and state-of-the-art methods: standard Logistic Regression (LR), Ensembled Classifier Chain (ECC) [17], LEAP [32], RETAIN [5], GAMENet [18], MICRON [28], SafeDrug [29], COGNet [26], DrugRec [19], and ManyDG [27]. Among them, LR, ECC [17], and LEAP [32] focus on modeling the health condition in the current patient visit. In comparison, other methods explore the longitudinal representation pattern of the patient. RETAIN [5] utilized the attention model to detect the influence of past visit information. GAMENet [18] employed graph memory augmented network to model the sequential records. MICRON [28] first focused on the changes in medication and proposed a recurrent residual network. safeDrug [29] leveraged the molecule structures of medication for medication recommendation. COGNet [26] introduced a condition generation mechanism to copy-or-predict medications. DrugRec [19] treated recommendation bias as a confounder and conducted a causal graph for medication recommendation. ManyDG [27] treated each patient as a separate domain and developed a many-domain generalization method for medication recommendation. We present a novel domain knowledge informed network to incorporate domain knowledge according to the clinical manifestations. To measure the prediction accuracy of DKINet, we followed the previous works [26, 29, 19], which used Jaccard Similarity Score (Jaccard), Average F1 (F1). Precision-Recall AUC (PRAUC) as the evaluation metrics. Appendix B illustrates the details of metric definitions.

**Quantitative Evaluation and Comparison.** Table 1 shows the experimental results of all methods on MIMIC-III, MIMIC-IV and eICU datasets. By analyzing this Table 1, we gained the following observations: Regarding the methods that model the current health condition of the patient, the LR and ECC [17], and LEAP [32] received poorly performance since they only focus on the current visit records and ignore the longitudinal records of the patient. Among methods that explore the longitudinal representation pattern, RETAIN [5], GAMENet [18], and MICRON [28] perform relatively better than the methods that only focus on the current visit records of the patient. This reveals that elaborately establishing the longitudinal representation of historical records is essential for medication recommendation. SafeDrug [29] improves the performance of medication recommendation by utilizing medication molecule structure to enhance medication encoding. This reveals that introducing external knowledge plays a significant role in medication recommendation, contributing to more powerful representation and enhancing accuracy. COGNet [26] designed the copy-or-predict

<sup>3</sup><https://www.nlm.nih.gov/research/umls/index.html>

<sup>4</sup><https://github.com/DATAXIS/UMLSParser>

Table 1: Result comparison of different methods on the MIMIC-III, MIMIC-IV, and eICU datasets. The boldface denotes the highest score, and the underline indicates the best result of the compared methods. The significant test was conducted between the state-of-the-art method and DKINet.

Model	MIMIC-III			MIMIC-IV			eICU		
	Jaccard	F1	PRAUC	Jaccard	F1	PRAUC	Jaccard	F1	PRAUC
LR	0.4896	0.6491	0.7568	0.3844	0.5379	0.6568	0.4026	0.5548	0.7364
ECC	0.4799	0.6390	0.7572	0.3690	0.5173	0.6541	0.3289	0.4634	0.7334
LEAP	0.4465	0.6097	0.6490	0.3653	0.5201	0.5314	0.3033	0.4358	0.4826
RETAIN	0.4780	0.6397	0.7601	0.3903	0.5471	0.6563	0.4118	0.5590	0.6992
GAMENet	0.5039	0.6609	0.7632	0.3957	0.5525	0.6479	<u>0.4519</u>	<u>0.6008</u>	<u>0.7371</u>
MICRON	0.5076	0.6634	0.7685	0.4009	0.5545	0.6584	0.3703	0.5174	0.7346
SafeDrug	0.5090	0.6664	0.7647	0.4082	0.5651	0.6495	0.4422	0.5903	0.7378
COGNet	0.5134	0.6706	0.7677	0.4131	0.5660	0.6460	0.4486	0.5930	0.7160
DrugRec	<u>0.5220</u>	<u>0.6771</u>	<u>0.7720</u>	<u>0.4194</u>	<u>0.5713</u>	<u>0.6558</u>	0.4396	0.5882	0.7286
ManyDG	0.4090	0.5745	0.6891	0.3146	0.4718	0.5816	0.4077	0.5603	0.7042
<b>DKINet</b>	<b>0.5345</b>	<b>0.6880</b>	<b>0.7896</b>	<b>0.4420</b>	<b>0.5966</b>	<b>0.6884</b>	<b>0.4759</b>	<b>0.6209</b>	<b>0.7507</b>
<i>p-value</i>	2e-9	5e-9	1e-11	3e-16	2e-16	10e-18	5e-16	9e-14	5e-10

Table 2: Ablation study of DKINet on the MIMIC-III, MIMIC-IV, and eICU datasets.

Model	MIMIC-III			MIMIC-IV			eICU		
	Jaccard	F1	PRAUC	Jaccard	F1	PRAUC	Jaccard	F1	PRAUC
DKINet(w/o KG)	0.5078	0.6644	0.7791	0.4152	0.5690	0.6729	0.4249	0.5753	0.7440
DKINet(w/o IKG)	0.5244	0.6794	0.7848	0.4214	0.5756	0.6813	0.4351	0.5862	0.7456
DKINet(w/o DDE)	0.5216	0.6772	0.7816	0.4183	0.5725	0.6833	0.4361	0.5867	0.7409
DKINet(w/o EME)	0.5280	0.6822	0.7838	0.4200	0.5745	0.6796	0.4317	0.5811	0.7433
DKINet(w/o MI)	0.5231	0.6781	0.7854	0.4252	0.5800	0.6811	0.4630	0.6080	0.7503
<b>DKINet</b>	<b>0.5345</b>	<b>0.6880</b>	<b>0.7896</b>	<b>0.4420</b>	<b>0.5966</b>	<b>0.6884</b>	<b>0.4759</b>	<b>0.6209</b>	<b>0.7507</b>

framework to generate medications according to previous medication records. The performance of COGNet indicates the importance of aggregating the medication records of the patient. DrugRec [19] designed a casual graph to deconfound recommendation bias and employed the clinical symptoms of the patient for medication recommendation. This result of DrugRec verifies the clinical manifestations is extremely essential for medication recommendation. Our proposed model DKINet outperformed the compared state-of-the-art methods and achieved the best Jaccard, F1, and PRAUC. Compared with DrugRec, our approach achieves improvement with nearly 1.25% and 2.26% Jaccard gain, relative F1 gain with 1.09% and 2.53%, and obtains relative 1.76% and 3.26% PRAUC gain on the MIMIC-III and MIMIC-IV datasets. Compared with the results of GAMENet on the eICU dataset, our proposed method obtained relative Jaccard, F1, and PRAUC gain with 2.4%, 2.01%, and 1.36%, respectively. The improvement indicates the importance of exploring domain knowledge with medication recommendation. In addition, we also conducted the significant test over the three metrics between our model and the state-of-the-art methods. To be specific, on the MIMIC-III dataset, the p-values are 2e-9, 5e-9, and 1e-11, respectively. On the MIMIC-IV dataset, the p-values are 3e-16, 2e-16, and 10e-18. The corresponding p-values on the eICU dataset are 5e-16, 9e-14, and 5e-10, respectively. It can be seen that these p-values are observably smaller than 0.01, indicating the statistically significant advantage of our model DKINet. More experiment results are reported in Appendix C.

**Module Analysis.** To gain insights into each module of our proposed DKINet, we conducted ablation studies incrementally. To be more specific, we compared our model DKINet with the following variants: 1) DKINet(w/o KG): removing the UMLS graph information; 2) DKINet(w/o IKG), without the aggregation layer over intent-based graph; 3) DKINet(w/o DDE), eliminating the data-driven encoder; 4) DKINet(w/o EME), replacing the explicit medication encoder with a self-attention mechanism; 5) DKINet(w/o MI), removing the mutual information minimization regularization term. As reported in Table 2, compared with DKINet, the performance of DKINet(w/o KG) degrades dramatically. Particularly, it drops absolutely by 2.67%, 2.31%, and 5.10% of Jaccard, 2.36%, 2.49%, and 4.56% of F1 on the three datasets. This demonstrates the vital importance of domain knowledge as it can introduce prior knowledge. Besides, our model achieves better



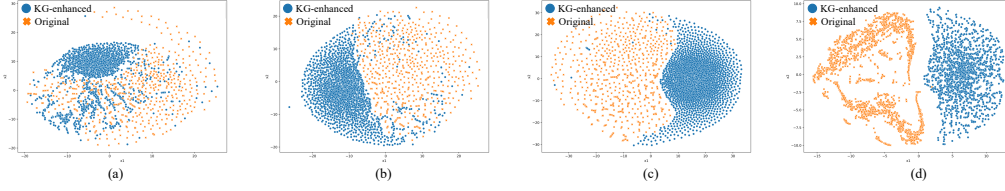


Figure 3: Visualization of knowledge-enhanced and original patient representation using T-SNE on MIMIC-III. Each point denotes a patient representation vector. (a)  $\rightarrow$  (d) indicate increasingly training epochs.

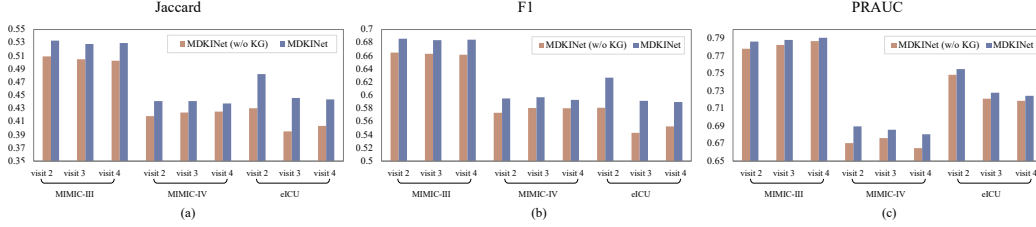


Figure 4: The performances of DKINet and DKINet(w/o KG) in various visits of three datasets.

results than DKINet(w/o IKG), revealing that the aggregation layer over the intent-based graph can effectively collate domain knowledge and boost the model performance. Moreover, the performance drop of DKINet(w/o DDE) can be observed, indicating that it is important to consider the clinical manifestations of the patient as guidance to incorporate the domain knowledge. The performance of DKINet(w/o MI) reveals the ability of the mutual information regularization term that could enhance the representation of the data-driven encoder module. In addition, the performance of our DKINet surpasses the DKINet(w/o EME) by a large margin on three datasets. It reveals the significant role of historical medication information. In summary, our proposed model largely exceeds all variants methods, verifying the effectiveness and complementarity of each module.

**Visualization Analysis.** To gain insights into the mutual information regularization term for capturing the semantic information of domain knowledge, we shown visualized the patient representation between the original and knowledge-enhanced representation. Specifically, we first obtained the original and knowledge-enhanced patient representation vectors during various training epochs and then used t-SNE [21] to map the vector into the two-dimensional space. From Figure 3, we could see that the distance between the original patient representation and the knowledge-enhanced patient representation gradually increased as the training phase increased (i.e., sub-figure (a) to (d)). These results demonstrate that the mutual information regularization term can intelligently regulate knowledge-enhanced representation and minimize the interaction between the knowledge-enhanced and original EHR-based representation of the patient to enrich the representation of the patient.

**Effectiveness of DKINet on Various Visits.** To further verify the effectiveness of DKINet on various visits, we also performed experiments on patients with various visits on three datasets. Here we illustrated the performance of DKINet and DKINet(w/o KG) on frequently visited records 2 to 4 of the patient. Figure 4 (a) to (c) shows that our model DKINet achieved the best performance across all metrics with these visits. This stable performance on various visits might speculate to our method DKINet flexible incorporating the domain knowledge according to the clinical manifestations in various visits.

## 5 Conclusion and Discussion

In this paper, we proposed a domain knowledge informed network (DKINet) to effectively integrate the domain knowledge and EHR for medication recommendation, which is the first work incorporating the UMLS graph and EHR. Concretely, we first design a knowledge-driven encoder to obtain the

UMLS representation and then introduce a data-driven encoder to integrate the domain knowledge according to the clinical manifestation of the patient. Afterward, we employ an explicit medication encoder to model the longitudinal dependence of the patient. Extensive experimental results on the three publicly available datasets have demonstrated the effectiveness and superiority of our proposed method.

Although the performance of our model is superior to the other methods, our model also has its limitations. For example, the alignment between the UMLS and the observable medical codes is one of the critical steps in using our method, which requires the dataset to use the UMLS retrievable code system. In the future, we will explore alternative methods under the constraint of unaligned data sources, making it more flexible and scalable.

## References

- [1] Daniel Almirall, Scott N Compton, Meredith Gunlicks-Stoessel, Naihua Duan, and Susan A Murphy. Designing a pilot sequential multiple assignment randomized trial for developing an adaptive treatment strategy. *Statistics in medicine*, 31(17):1887–1902, 2012.
- [2] Olivier Bodenreider. The unified medical language system (umls): integrating biomedical terminology. *Nucleic acids research*, 32(suppl\_1):D267–D270, 2004.
- [3] Yixin Cao, Xiang Wang, Xiangnan He, Zikun Hu, and Tat-Seng Chua. Unifying knowledge graph learning and recommendation: Towards a better understanding of user preferences. In *The world wide web conference*, pages 151–161, 2019.
- [4] Pengyu Cheng, Weituo Hao, Shuyang Dai, Jiachang Liu, Zhe Gan, and Lawrence Carin. Club: A contrastive log-ratio upper bound of mutual information. In *International conference on machine learning*, pages 1779–1788. PMLR, 2020.
- [5] Edward Choi, Mohammad Taha Bahadori, Jimeng Sun, Joshua Kulas, Andy Schuetz, and Walter Stewart. Retain: An interpretable predictive model for healthcare using reverse time attention mechanism. *Advances in neural information processing systems*, 29, 2016.
- [6] Andre Esteva, Alexandre Robicquet, Bharath Ramsundar, Volodymyr Kuleshov, Mark DePristo, Katherine Chou, Claire Cui, Greg Corrado, Sebastian Thrun, and Jeff Dean. A guide to deep learning in healthcare. *Nature medicine*, 25(1):24–29, 2019.
- [7] Richard J FitzGerald. Medication errors: the importance of an accurate drug history. *British journal of clinical pharmacology*, 67(6):671–675, 2009.
- [8] Alistair EW Johnson, Lucas Bulgarelli, Lu Shen, Alvin Gayles, Ayad Shammout, Steven Horng, Tom J Pollard, Benjamin Moody, Brian Gow, Li-wei H Lehman, et al. MIMIC-IV, a freely accessible electronic health record dataset. *Scientific data*, 10(1):1, 2023.
- [9] Alistair EW Johnson, Tom J Pollard, Lu Shen, Li-wei H Lehman, Mengling Feng, Mohammad Ghassemi, Benjamin Moody, Peter Szolovits, Leo Anthony Celi, and Roger G Mark. MIMIC-III, a freely accessible critical care database. *Scientific data*, 3(1):1–9, 2016.
- [10] Hung Le, Truyen Tran, and Svetha Venkatesh. Dual memory neural computer for asynchronous two-view sequential learning. In *Proceedings of the 24th ACM SIGKDD International Conference on Knowledge Discovery & Data Mining*, pages 1637–1645, 2018.
- [11] Deyin Liu, Yuanbo Lin Wu, Xue Li, and Lin Qi. Medi-care ai: Predicting medications from billing codes via robust recurrent neural networks. *Neural Networks*, 124:109–116, 2020.
- [12] Sicen Liu, Xiaolong Wang, Yang Xiang, Hui Xu, Hui Wang, and Buzhou Tang. Multi-channel fusion lstm for medical event prediction using ehers. *Journal of Biomedical Informatics*, 127:104011, 2022.
- [13] Fenglong Ma, Yaqing Wang, Houping Xiao, Ye Yuan, Radha Chitta, Jing Zhou, and Jing Gao. A general framework for diagnosis prediction via incorporating medical code descriptions. In *2018 IEEE International Conference on Bioinformatics and Biomedicine (BIBM)*, pages 1070–1075. IEEE, 2018.
- [14] Maxim Naumov, Dheevatsa Mudigere, Hao-Jun Michael Shi, Jianyu Huang, Narayanan Sundaraman, Jongsoo Park, Xiaodong Wang, Udit Gupta, Carole-Jean Wu, Alisson G Azzolini, et al. Deep learning recommendation model for personalization and recommendation systems. *arXiv preprint arXiv:1906.00091*, 2019.

- [15] Tom J Pollard, Alistair EW Johnson, Jesse D Raffa, Leo A Celi, Roger G Mark, and Omar Badawi. The eicu collaborative research database, a freely available multi-center database for critical care research. *Scientific data*, 5(1):1–13, 2018.
- [16] Alvin Rajkomar, Eyal Oren, Kai Chen, Andrew M Dai, Nissan Hajaj, Michaela Hardt, Peter J Liu, Xiaobing Liu, Jake Marcus, Mimi Sun, et al. Scalable and accurate deep learning with electronic health records. *NPJ Digital Medicine*, 1(1):1–10, 2018.
- [17] Jesse Read, Bernhard Pfahringer, Geoff Holmes, and Eibe Frank. Classifier chains for multi-label classification. *Machine learning*, 85(3):333–359, 2011.
- [18] Junyuan Shang, Cao Xiao, Tengfei Ma, Hongyan Li, and Jimeng Sun. Gamenet: Graph augmented memory networks for recommending medication combination. In *proceedings of the AAAI Conference on Artificial Intelligence*, volume 33, pages 1126–1133, 2019.
- [19] Hongda Sun, Shufang Xie, Shuqi Li, Yuhan Chen, Ji-Rong Wen, and Rui Yan. Debaised, longitudinal and coordinated drug recommendation through multi-visit clinic records. *Advances in Neural Information Processing Systems*, 35:27837–27849, 2022.
- [20] Panagiotis Symeonidis, Stergios Chairistanidis, and Markus Zanker. Recommending what drug to prescribe next for accurate and explainable medical decisions. In *2021 IEEE 34th International Symposium on Computer-Based Medical Systems (CBMS)*, pages 213–218. IEEE, 2021.
- [21] Laurens Van der Maaten and Geoffrey Hinton. Visualizing data using t-sne. *Journal of machine learning research*, 9(11), 2008.
- [22] Hongwei Wang, Fuzheng Zhang, Miao Zhao, Wenjie Li, Xing Xie, and Minyi Guo. Multi-task feature learning for knowledge graph enhanced recommendation. In *The world wide web conference*, pages 2000–2010, 2019.
- [23] Xiang Wang, Tinglin Huang, Dingxian Wang, Yancheng Yuan, Zhenguang Liu, Xiangnan He, and Tat-Seng Chua. Learning intents behind interactions with knowledge graph for recommendation. In *Proceedings of the Web Conference 2021*, pages 878–887, 2021.
- [24] Yanda Wang, Weitong Chen, Dechang Pi, and Lin Yue. Adversarially regularized medication recommendation model with multi-hop memory network. *Knowledge and Information Systems*, 63(1):125–142, 2021.
- [25] Jialun Wu, Buyue Qian, Yang Li, Zeyu Gao, Meizhi Ju, Yifan Yang, Yefeng Zheng, Tieliang Gong, Chen Li, and Xianli Zhang. Leveraging multiple types of domain knowledge for safe and effective drug recommendation. In *Proceedings of the 31st ACM International Conference on Information & Knowledge Management*, pages 2169–2178, 2022.
- [26] Rui Wu, Zhaopeng Qiu, Jiacheng Jiang, Guilin Qi, and Xian Wu. Conditional generation net for medication recommendation. In *Proceedings of the ACM Web Conference 2022*, pages 935–945, 2022.
- [27] Chaoqi Yang, M Brandon Westover, and Jimeng Sun. Manydg: Many-domain generalization for healthcare applications. In *The Eleventh International Conference on Learning Representations*, 2023.
- [28] Chaoqi Yang, Cao Xiao, Lucas Glass, and Jimeng Sun. Change matters: Medication change prediction with recurrent residual networks. In *Proceedings of the Thirtieth International Joint Conference on Artificial Intelligence*, 2021.
- [29] Chaoqi Yang, Cao Xiao, Fenglong Ma, Lucas Glass, and Jimeng Sun. Safedrug: Dual molecular graph encoders for recommending effective and safe drug combinations. In *Proceedings of the Thirtieth International Joint Conference on Artificial Intelligence*, 2021.
- [30] Zuoxi Yang, Shoubin Dong, and Jinlong Hu. Gfe: General knowledge enhanced framework for explainable sequential recommendation. *Knowledge-Based Systems*, 230:107375, 2021.
- [31] Fei Yu, Jiji Tang, Weichong Yin, Yu Sun, Hao Tian, Hua Wu, and Haifeng Wang. Ernie-vil: Knowledge enhanced vision-language representations through scene graphs. In *Proceedings of the AAAI Conference on Artificial Intelligence*, volume 35, pages 3208–3216, 2021.
- [32] Yutao Zhang, Robert Chen, Jie Tang, Walter F Stewart, and Jimeng Sun. Leap: learning to prescribe effective and safe treatment combinations for multimorbidity. In *proceedings of the 23rd ACM SIGKDD international conference on knowledge Discovery and data Mining*, pages 1315–1324, 2017.