

Point estimation through Stein's method

Bruno Ebner*, Adrian Fischer†, Robert E. Gaunt‡, Babette Picker§ and Yvik Swan¶

June 12, 2024

Abstract

Stein operators allow to characterise probability distributions via differential operators. We use these characterisations to obtain a new class of point estimators for marginal parameters of strictly stationary and ergodic processes. These so-called Stein estimators satisfy the desirable classical properties such as consistency and asymptotic normality. As a consequence of the usually simple form of the operator, we obtain explicit estimators in cases where standard methods such as (pseudo-) maximum likelihood estimation require a numerical procedure to calculate the estimate. In addition, with our approach, one can choose from a large class of test functions which allows to improve significantly on the moment estimator. For several probability laws, we can determine an estimator that shows an asymptotic behaviour close to efficiency in the i.i.d. case. Moreover, for i.i.d. observations, we retrieve data-dependent functions that result in asymptotically efficient estimators and give a sequence of explicit Stein estimators that converge to the maximum likelihood estimator.

1 Introduction

Point estimation in a parametric model is one of the most classical problems in statistics. Considering a parameterised family of probability distributions gives rise to two desirable characteristics of a model: Taking into account possible previous knowledge about the structure of the underlying data and enough flexibility in choosing the shape of the probability distribution. Therefore, the estimation of a parameter vector belonging to a family of probability distributions receives great attention in all kinds of different fields, let it be medicine, biology, physics or machine learning. Over the last decades an immense amount of literature on the topic has been provided proposing different kinds of procedures.

In the case of independent and identically distributed (i.i.d.) data, maximum likelihood estimator (MLE) can count itself among the most sought-after, which is mostly due to its simple idea and asymptotic efficiency for regular target distributions. On the other hand, several difficulties can occur including highly complex probability density functions (pdfs), failure of numerical procedures due to local extrema of the likelihood function and the complexity of extending the method to the non-i.i.d. case. Additionally, the efficient asymptotic behaviour of the MLE does not necessarily guarantee a high performance for smaller sample sizes.

The method of moments provides a simple alternative to the MLE but requires that the moments of the target distribution can be calculated analytically. This is often the case for basic univariate probability distributions resulting in an explicit estimator which can serve as an initial guess for the numerical procedure in order to calculate the MLE. If the moments are of a complicated form, the moment estimator itself can eventually only be computed through a numerical algorithm and loses its simplicity. Moreover, it is well-known that moment estimation is in general outplayed by the MLE regarding the asymptotic behaviour in the i.i.d. case. The generalised method of moments was introduced in [34] and is applicable in a general paradigm. More precisely, it is suitable for stationary and ergodic time series and does not require an i.i.d.

*Bruno Ebner, Karlsruher Institut für Technologie, Germany. E-mail: bruno.ebner@kit.edu

†Adrian Fischer, Université libre de Bruxelles, Belgium, University of Oxford, UK. E-mail: adrian.fischer@stats.ox.ac.uk

‡Robert E. Gaunt, The University of Manchester, UK. E-mail: robert.gaunt@manchester.ac.uk

§Babette Picker, Karlsruher Institut für Technologie, Germany. E-mail: babette.picker@kit.edu

¶Yvik Swan, Université libre de Bruxelles, Belgium. E-mail: yvik.swan@ulb.be

setting. The generalised method of moments incorporates a wide class of estimation techniques such as MLE and the classical method of moments. A difficulty that comes along with the method is the problem of finding a suitable target function. Moreover, estimation can get numerically tedious if the target function is complicated, and necessitates a first-step estimator if one wishes to minimise the asymptotic variance.

A vast number of alternative estimation techniques have been developed over the years. Amongst others, different kinds of minimum-distance approaches have been considered that compare characterising functions of the target distributions, such as the Fourier or Laplace transform, to empirical approximations. We refer to [1, Chapter 3] (α -stable distributions), [44] (Cauchy distribution), [48] (mixtures of normal distributions), [62] (Gompertz and Power exponential distribution among others), to name just a few references.

However, the methods mentioned above can run into numerical hardships as soon as the characterising object used for estimation becomes complicated. In this context, [8] developed a new class of minimum-distance-type estimators based on Stein characterisations, which are obtained by the so-called *density approach* [47, 46, 49]. With their approach, the authors obtain new representations of the cumulative distribution function (cdf) in terms of an expectation and compare the respective sample mean to the empirical cdf (see also [7]). Their concept allows to eliminate the normalising constant of the probability law considered, since the latter representations of the cdf involves the ratio p'/p where p is the pdf of the target distribution. Nevertheless, since the distance of the empirical cdf and the approximated representation is obtained through integration with respect to some weight function, explicit estimators are only obtained in very simple models and estimation becomes computationally challenging as soon as a numerical procedure is required.

This is where we want to tie in. We aim to study a new class of point estimators that are obtained through a Stein characterisation based on the density approach by applying the corresponding Stein operator to selected test functions and solving the resulting empirical version of the Stein identity for the unknown parameter. This combines the benefits of independence from a possibly complicated normalising constant and the simplicity of the estimator. A similar idea was already proposed in [3], in which the authors considered a generalised version of Hudson’s identity in order to develop parameter estimators for exponential families. However, our work can be seen as a significant extension in which we consider a larger class of probability distributions and Stein operators. We also address the problem of how to choose ‘optimal’ test functions that result in asymptotically efficient estimators, and we are able to obtain sequences of explicit Stein estimators that converge to the MLE. In [61], a Stein-type characterisation for the Lindley distribution is developed and applied to parameter estimation as well as goodness-of-fit testing. In this context, we also mention the work of [6] (see [52] for a more recent reference), where a new class of estimators are obtained through minimising a Stein discrepancy, whereupon their method incorporates the score matching approach, a further technique to estimate the parameters of non-normalised model based on the score function (see [40]).

1.1 Outline of the paper

In Section 1.2, we provide the basic results concerning the density approach in the framework of Stein’s method, which is used for the purpose of characterising the target distribution. In Section 2.1, we introduce the new class of estimators and deal with questions of existence, measurability, consistency and asymptotic normality. In Section 2.2, we investigate the problem of how to choose the best possible estimator in the previously introduced class in terms of asymptotic variance and develop a new type of two-step estimators that reach asymptotic efficiency. Moreover, we recover the MLE through an iteratively defined sequence of the aforementioned estimators. In Section 3, we provide a variety of applications of our new estimators, including target distributions like the gamma and Cauchy family, as well as exponential polynomial models, and compare the new estimators to other available approaches by means of competitive simulation studies.

1.2 Stein’s method

We give a short introduction to the version of Stein’s method [59] that we will work with and fix the notation that we will use throughout the paper.

For a real-valued function $(\theta, x) \mapsto g_\theta(x)$, where $\theta \in \mathbb{R}^p$ and $x \in \mathbb{R}$, we write $\frac{\partial}{\partial \theta} g_\theta(x)$ for its gradient with respect to $\theta = (\theta_1, \dots, \theta_p)^\top$, which is a column vector of size p . If the function $g_\theta(x)$ takes values in \mathbb{R}^q

with $q \geq 2$, $\frac{\partial}{\partial \theta} g_\theta(x)$ is its Jacobian with respect to θ , which is a $(q \times p)$ -matrix. By $\frac{\partial}{\partial \theta_i} g_\theta(x)$ we mean the partial derivative with respect to θ_i . If we want to address the derivative with respect to the argument in the parentheses (with respect to x in $g_\theta(x)$) we simply write $g'_\theta(x)$ which remains real-valued or a column vector of size q .

Let \mathbb{P}_θ be a probability distribution on $(a, b) \subset \mathbb{R}$ with corresponding differentiable pdf $p_\theta(x)$ that depends on a parameter $\theta \in \Theta \subset \mathbb{R}^p$, where we assume that $\mathbb{P}_{\theta_1} = \mathbb{P}_{\theta_2}$ implies $\theta_1 = \theta_2$ for $\theta_1, \theta_2 \in \Theta$. Throughout the paper, we assume that Θ is open and convex as well as $-\infty \leq a < b \leq \infty$ and $p_\theta(x) > 0$ for all $\theta \in \Theta$ and $x \in (a, b)$. Let X be a real-valued random variable with values in (a, b) , \mathcal{F}_θ a class of functions $f : (a, b) \rightarrow \mathbb{R}$, and \mathcal{A}_θ an operator defined on \mathcal{F}_θ . We call $(\mathcal{A}_\theta, \mathcal{F}_\theta)$ a Stein pair for \mathbb{P}_θ if the following is satisfied:

$$\mathbb{E}[\mathcal{A}_\theta f(X)] = 0 \text{ for all } f \in \mathcal{F}_\theta \quad \text{if and only if} \quad X \sim \mathbb{P}_\theta; \quad (1)$$

operator \mathcal{A}_θ is then called a Stein operator for \mathbb{P}_θ , and \mathcal{F}_θ is the associated Stein class. There exist many ways to obtain Stein pairs for any given distribution, see e.g. [2, 47]. In this article, we will consider those obtained through the density approach as developed in [46, 47, 49]. First-order density approach Stein operators are of the form

$$\mathcal{A}_\theta f(x) = \frac{(\tau_\theta(x)p_\theta(x)f(x))'}{p_\theta(x)}, \quad (2)$$

where τ_θ is some differentiable function $\tau_\theta : (a, b) \rightarrow \mathbb{R}$; they act on the function class

$$\mathcal{F}_\theta := \left\{ f : (a, b) \rightarrow \mathbb{R} \mid f \text{ is differentiable and } \int_a^b \frac{\partial}{\partial x} f(x) \tau_\theta(x) p_\theta(x) dx = 0 \right\}. \quad (3)$$

The next theorem states that $(\mathcal{A}_\theta, \mathcal{F}_\theta)$ is a Stein pair for \mathbb{P}_θ . Since the Stein operator \mathcal{A}_θ incorporates an additional function τ_θ , for the sake of completeness, we give a proof which follows along the lines of [47, Theorem 2.2].

Theorem 1.1. *Let \mathcal{A}_θ be the Stein operator defined in (2) and \mathcal{F}_θ the corresponding class of functions introduced in (3). Moreover, assume that $\tau_\theta(x) \neq 0$ almost everywhere on (a, b) and let X be a random variable with values in (a, b) . Then (1) holds.*

Proof. To see sufficiency, note that

$$\mathbb{E}[\mathcal{A}_\theta f(X)] = \int_a^b \mathcal{A}_\theta f(x) p_\theta(x) dx = \int_a^b \frac{\partial}{\partial x} f(x) \tau_\theta(x) p_\theta(x) dx = 0,$$

where we used that $f \in \mathcal{F}_\theta$ in the last step. For the necessity, we define $l_z(x) = 1_{(a, z)}(x) - P_\theta(z)$ for $z, x \in (a, b)$, where P_θ is the cdf with respect to \mathbb{P}_θ . We obviously have $\mathbb{E}[l_z(X)] = 0$ for all $z \in (a, b)$ if $X \sim \mathbb{P}_\theta$. Then the function

$$f_z(x) = \frac{1}{p_\theta(x)\tau_\theta(x)} \int_a^x l_z(u) p_\theta(u) du$$

belongs to \mathcal{F}_θ for all $z \in (a, b)$ and satisfies the equation $\mathcal{A}_\theta f_z(x) = l_z(x)$ for all $x, z \in (a, b)$. Hence, for each $z \in (a, b)$ we have

$$0 = \mathbb{E}[l_z(X)] = \mathbb{E}[\mathcal{A}_\theta f_z(X)] = \mathbb{P}(X \leq z) - P_\theta(z),$$

and it follows that $X \sim \mathbb{P}_\theta$. □

It is often convenient to use in (2) the so-called *Stein kernel*

$$\tau_\theta(x) = \frac{1}{p_\theta(x)} \int_x^b (\mathbb{E}[X] - y) p_\theta(y) dy, \quad x \in (a, b) \quad (4)$$

whose corresponding density approach Stein operator is

$$\mathcal{A}_\theta f(x) = \tau_\theta(x)f'(x) + (\mathbb{E}[X] - x)f(x).$$

This last operator takes a simple form in many cases. For instance τ_θ is polynomial for members of the Pearson family (see [60, Theorem 1, p. 65] and [26, Lemma 2.9]). We refer to [20, 57] for an overview of Stein kernels and their properties. Other choices of functions τ_θ in (2) are also sometimes better suited. We give two simple examples of how the density approach can be used to find suitable Stein operators.

Example 1.2 (Gaussian distribution). *The density of the Gaussian distribution $N(\mu, \sigma^2)$ with parameter $\theta = (\mu, \sigma^2)$, $\mu \in \mathbb{R}$, $\sigma^2 > 0$, is given by*

$$p_\theta(x) = \frac{1}{\sqrt{2\pi\sigma^2}} \exp\left(-\frac{(x-\mu)^2}{2\sigma^2}\right), \quad x \in \mathbb{R},$$

and the Stein kernel is $\tau_\theta(x) = \sigma^2$. We have $\mathbb{E}[X] = \mu$ and retrieve the well-known Stein operator of [59],

$$\mathcal{A}_\theta f(x) = \sigma^2 f'(x) + (\mu - x)f(x).$$

Example 1.3 (Inverse-Gaussian distribution). *The density of the inverse Gaussian distribution $IG(\mu, \lambda)$ with $\theta = (\mu, \lambda)$, $\mu, \lambda > 0$, is given by*

$$p_\theta(x) = \sqrt{\frac{\lambda}{2\pi x^3}} \exp\left(-\frac{\lambda(x-\mu)^2}{2\mu^2 x}\right), \quad x > 0.$$

Here the Stein kernel is not tractable but with the choice $\tau_\theta(x) = 2\mu^2 x^2$ we are still able to find a simple Stein operator (which is a special case of the Stein operator of [43] for the generalised inverse Gaussian distribution),

$$\mathcal{A}_\theta f(x) = 2\mu^2 x^2 f'(x) + (\lambda\mu^2 + \mu^2 x - \lambda x^2)f(x).$$

We conclude this introduction with some notations. For a vector $x = (x_1, \dots, x_n)^\top \in \mathbb{R}^n$, we denote by $\|x\| = \sqrt{x_1^2 + \dots + x_n^2}$ the standard Euclidean norm. Moreover, for a (possibly non-square) matrix $X \in \mathbb{R}^{p \times q}$ we let $\|X\|$ be the spectral norm, which is defined as the square-root of the largest eigenvalue of $X^\top X$. Additionally, we write $\xrightarrow{\text{a.s.}}$ for almost sure convergence, $\xrightarrow{\mathbb{P}}$ for convergence in probability and \xrightarrow{D} for weak convergence.

2 Stein estimators

2.1 Definition and properties

Let $\{X_n, n \in \mathbb{Z}\}$ be a real-valued strictly stationary and ergodic discrete process defined on a common probability space $(\Omega, \mathcal{F}, \mathbb{P})$. In order to clarify the terminology we elaborate on what we mean by strict stationarity and ergodicity. We say that $\{X_n, n \in \mathbb{Z}\}$ is strictly stationary if

$$\{X_n, n \in \mathbb{Z}\} \stackrel{D}{=} \{X_{n+k}, n \in \mathbb{Z}\}$$

for each $k \in \mathbb{Z}$. Moreover, let $\zeta : \Omega \rightarrow \Omega$ be measurable such that $X_{n+1}(\omega) = X_n(\zeta(\omega))$ for each $\omega \in \Omega$ and $n \in \mathbb{N}$. Then we say that $\{X_n, n \in \mathbb{Z}\}$ is ergodic if ζ is measure-preserving ($\mathbb{P}(\zeta^{-1}(A)) = \mathbb{P}(A)$ for all $A \in \mathcal{F}$) and the σ -algebra of invariant events $\mathcal{I} = \{A \in \mathcal{F} \mid \zeta^{-1}(A) = A\}$ is \mathbb{P} -trivial, i.e. $\mathbb{P}(A) \in \{0, 1\}$ for all $A \in \mathcal{I}$. We assume that the marginal distribution of each X_n , $n \in \mathbb{Z}$, is \mathbb{P}_{θ_0} for some $\theta_0 \in \Theta$. We shortly state a version of a central limit theorem for strictly stationary and ergodic time series stated in [33] and originally proved in [30] (see also [34]).

Theorem 2.1. Let $\{Y_n, n \in \mathbb{Z}\}$ be strictly stationary and ergodic with values in \mathbb{R}^p . Moreover, suppose that $\mathbb{E}[Y_1] = 0$ and $\mathbb{E}[\|Y_1 Y_1^\top\|] < \infty$ as well as

$$\mathbb{E}\left[\mathbb{E}[Y_0 | Y_{-j}, \dots] \mathbb{E}[Y_0 | Y_{-j}, \dots]^\top\right] \rightarrow 0, \quad j \rightarrow \infty.$$

Furthermore, for

$$Y'_j = \mathbb{E}[Y_0 | Y_{-j}, \dots] - \mathbb{E}[Y_0 | Y_{-j-1}, \dots], \quad j \geq 0,$$

we suppose that $\sum_{j=0}^{\infty} \mathbb{E}[(Y'_j)^\top Y'_j]^{1/2} < \infty$. Then

$$\frac{1}{\sqrt{n}} \sum_{i=1}^n Y_i \xrightarrow{D} N(0, \Xi),$$

where $\Xi = \sum_{i \in \mathbb{Z}} \mathbb{E}[Y_0 Y_i^\top]$.

Now suppose that the measures \mathbb{P}_θ are characterised through Stein pairs $(\mathcal{A}_\theta, \mathcal{F}_\theta)$ and let $\mathcal{F} = \bigcap_{\theta \in \Theta} \mathcal{F}_\theta$. For the purpose of estimating the unknown parameter θ_0 from a sample X_1, \dots, X_n drawn from the stochastic process $\{X_n, n \in \mathbb{Z}\}$, we choose p measurable test functions f_1, \dots, f_p (belonging to \mathcal{F}) and, in light of (1), replace the expectations with their empirical counterparts. Therefore, we get the following system of equations:

$$\begin{aligned} \frac{1}{n} \sum_{i=1}^n \mathcal{A}_\theta f_1(X_i) &= 0 \\ &\vdots \\ \frac{1}{n} \sum_{i=1}^n \mathcal{A}_\theta f_p(X_i) &= 0. \end{aligned} \tag{5}$$

In the following, we will refer to (5) as the *empirical Stein identity*. Moreover, we call any solution to this system of equations with respect to θ a *Stein estimator*, which we denote by $\hat{\theta}_n$.

The necessary conditions on the test functions f_1, \dots, f_p , the Stein operator \mathcal{A}_θ and the target distribution \mathbb{P}_θ in order to achieve existence, measurability and asymptotic normality of the Stein estimator $\hat{\theta}_n$ will be introduced below. With this definition at hand, one observes that Stein estimators can be seen as moment estimators (resp. generalised moment estimators as proposed in [34]), whereupon we suggest suitable target functions through Stein's method. Subsequently, we will simply write $\mathcal{A}_\theta f : \Theta \times (a, b) \rightarrow \mathbb{R}^p$ for the function defined by

$$(\theta, x) \mapsto \mathcal{A}_\theta f(x) := (\mathcal{A}_\theta f_1(x), \dots, \mathcal{A}_\theta f_p(x))^\top.$$

Furthermore, we impose the following assumptions.

Assumption 2.2.

- (a) Let $X \sim \mathbb{P}_{\theta_0}$ and $\theta \in \Theta$. Then $f = (f_1, \dots, f_p) \in \mathcal{F}$ is such that $\mathbb{E}[\mathcal{A}_\theta f(X)] = 0$ if and only if $\theta = \theta_0$.
- (b) Let $q \geq p$ and $X \sim \mathbb{P}_{\theta_0}$. We can write $\mathcal{A}_\theta f(x) = M(x)g(\theta)$ for some measurable $p \times q$ matrix M with $\mathbb{E}[\|M(X)\|] < \infty$ and a continuously differentiable function $g = (g_1, \dots, g_q)^\top : \Theta \rightarrow \mathbb{R}^q$ for all $\theta \in \Theta, x \in (a, b)$. Moreover, we assume that $\mathbb{E}[M(X)] \frac{\partial}{\partial \theta} g(\theta)|_{\theta=\theta_0}$ is invertible.

Assumption 2.2(a) assures that the true parameter θ_0 can be well identified by means of the Stein operator \mathcal{A}_θ ; this assumption can be easily verified (for a proper choice of test functions) for operators of the form (2) with Theorem 1.1. Assumption 2.2(b) requires that the parameters can be well separated from the sample. Moreover, if the function g is fairly simple, we are likely to obtain explicit estimators; this turns out to be the case in all our examples in Section 3. The following result deals with existence and consistency of our proposed estimators.

Theorem 2.3. *Suppose Assumption 2.2(a)–(b) is satisfied. The probability that a solution to (5), $\hat{\theta}_n$, exists and is measurable converges to 1 as $n \rightarrow \infty$. Furthermore, $\hat{\theta}_n$ is strongly consistent in the following sense: There is a set $A \subset \Omega$ with $\mathbb{P}(A) = 1$ such that for all $\omega \in A$ there exists $N = N(\omega) \in \mathbb{N}$ such that $\hat{\theta}_n$ exists for all $n \geq N$ and $\hat{\theta}_n(\omega) \rightarrow \theta_0$.*

Proof. Let $X \sim \mathbb{P}_{\theta_0}$. Define the function $F(M, \theta) = Mg(\theta)$, where $M \in \mathbb{R}^{p \times q}$ and g is as in Assumption 2.2(b). Then F is continuously differentiable on $\mathbb{R}^{p \times q} \times \Theta$. By Assumption 2.2(a), we have $F(\mathbb{E}[M(X)], \theta_0) = 0$ and by Assumption 2.2(b) the Jacobian $\mathbb{E}[M(X)] \frac{\partial}{\partial \theta} g(\theta)|_{\theta=\theta_0}$ is invertible. Now the implicit function theorem implies that there are neighbourhoods $U \subset \mathbb{R}^{p \times q}$, $V \subset \mathbb{R}^p$ of $\mathbb{E}[M(X)]$ and θ_0 such that there exists a continuously differentiable function $h : U \rightarrow V$ with $F(M, h(M)) = 0$ for all $M \in U$. By an application of the ergodic theorem (see for example [41, Theorem 20.14]),

$$\frac{1}{n} \sum_{i=1}^n M(X_i) \xrightarrow{\text{a.s.}} \mathbb{E}[M(X)].$$

Thus, by defining $A_n = \{\frac{1}{n} \sum_{i=1}^n M(X_i) \in U\}$ we have $\mathbb{P}(A_n) \rightarrow 1$ as $n \rightarrow \infty$ and a solution $\hat{\theta}_n$ to (5) (in V) exists for each $\omega \in A_n$ since $\hat{\theta}_n = h(\frac{1}{n} \sum_{i=1}^n M(X_i))$. Measurability is clear and the consistency part now follows from the continuous mapping theorem. \square

As we will see in Section 3, the new estimators will mostly be solutions to systems of linear equations which exist and are measurable with probability 1 for any sample size if $\Theta = \mathbb{R}^p$. Nonetheless, it can happen that an estimator returns a value which lies outside of the truncation domain if the parameter space is a strict subset of \mathbb{R}^p . These issues will be addressed separately for each example in Section 3.

Remark 2.4. *Although our estimators can be seen as generalised method of moments estimators, in our setting it is not convenient to apply the consistency proof of [34] (see [35] for a more concrete derivation), which is based on a compactification of the parameter space. To see this, we revisit Example 1.2 and choose $g(\theta) = (\mu, \sigma^2, 1)^\top$. Let Θ^* be the closure of the bounded set*

$$\Theta' = \left\{ \frac{g(\theta)}{\sqrt{1 + \|g(\theta)\|^2}} \mid \theta \in \Theta \right\}.$$

Then $\Theta^* = [-1, 1] \times [0, 1] \times [0, 1/\sqrt{2}]$. We have

$$M(x) = \begin{pmatrix} f_1(x) & f_1'(x) & -xf_1(x) \\ f_2(x) & f_2'(x) & -xf_2(x) \end{pmatrix},$$

and now $\mathbb{E}[M(X)\theta] = 0$ for $X \sim \mathbb{P}_{\theta_0}$ and some $\theta \in \Theta^*$ does not imply $\theta = g(\theta_0)/\sqrt{1 + \|g(\theta_0)\|^2}$, since $0 \in \Theta^*$.

Asymptotic normality can be obtained similarly as for the classical moment estimators. We state the result in the next theorem and include a detailed proof. We slightly change the meaning of $\hat{\theta}_n$ as we need our estimator to be a random variable in order to establish weak convergence. In that spirit, we denote by $\hat{\theta}_n$ any measurable map $\hat{\theta}_n : \Omega \rightarrow \Theta$ that solves (5) for any $\omega \in A_n$ (where the sets $A_n = \{\frac{1}{n} \sum_{i=1}^n M(X_i) \in U\}$ were introduced in the proof of Theorem 2.3) and is equal to any other measurable function outside of A_n . We also introduce the vectorisation map that stacks the columns of a matrix $M = (m_{ij}, 1 \leq i \leq p, 1 \leq j \leq q) \in \mathbb{R}^{p \times q}$,

$$\text{vec} : \mathbb{R}^{p \times q} \rightarrow \mathbb{R}^{pq} : M \mapsto (m_{11}, \dots, m_{p1}, m_{12}, \dots, m_{p2}, \dots, \dots, m_{pq})^\top,$$

and we remind the reader of the Kronecker product for two matrices $M \in \mathbb{R}^{p_1 \times q_2}$ and $N \in \mathbb{R}^{p_2 \times q_2}$ defined by

$$M \otimes N = \begin{pmatrix} m_{11}N & \dots & m_{1q_1}N \\ \vdots & \ddots & \vdots \\ m_{p_1 1}N & \dots & m_{p_1 q_1}N \end{pmatrix} \in \mathbb{R}^{p_1 p_2 \times q_1 q_2}.$$

Theorem 2.5. Let $X \sim \mathbb{P}_{\theta_0}$. Suppose Assumption 2.2(a)–(b) is fulfilled. Moreover, assume that the matrix $\mathbb{E}[\text{vec}(M(X))\text{vec}(M(X))^\top]$ exists and that the time series $\{Y_n, n \in \mathbb{Z}\}$, where $Y_n = \text{vec}(M(X_n))$, $n \in \mathbb{Z}$, satisfies the assumptions of Theorem 2.1. Now let

$$\Psi = \sum_{j \in \mathbb{Z}} \mathbb{E}[\mathcal{A}_{\theta_0} f(X_0) \mathcal{A}_{\theta_0} f(X_j)^\top] \quad \text{and} \quad G = \mathbb{E} \left[\frac{\partial}{\partial \theta} \mathcal{A}_\theta f(X) \Big|_{\theta=\theta_0} \right]$$

and let $\hat{\theta}_n$ be defined as in the preceding paragraph. Then the sequence $\sqrt{n}(\hat{\theta}_n - \theta_0)$ is asymptotically normal with mean zero and covariance matrix $G^{-1} \Psi G^{-\top}$.

Proof. We remark that it is enough to show weak convergence of the probability measures that are obtained when conditioning on A_n , since for any measurable set $B \subset \mathbb{R}^p$ we have

$$\mathbb{P}(\hat{\theta}_n \in B) = \mathbb{P}(\hat{\theta}_n \in B | A_n) \mathbb{P}(A_n) + \mathbb{P}(\hat{\theta}_n \in B | \bar{A}_n) \mathbb{P}(\bar{A}_n),$$

where \bar{A} denotes the complement of the set A in \mathbb{R}^p . The second part of the last expression converges to 0 and $\mathbb{P}(A_n)$ converges to 1, therefore it is enough to show that the random vector $\hat{\theta}_n | A_n$ ($\hat{\theta}_n$ conditioned on the events A_n) is asymptotically normal. On the sets A_n , we have $\hat{\theta}_n = h\left(\frac{1}{n} \sum_{i=1}^n M(X_i)\right)$, where the function h is defined in the proof of Theorem 2.3. By stacking up the columns, we consider the function h to be defined on \mathbb{R}^{pq} . Theorem 2.1 yields that

$$\sqrt{n} \left(\frac{1}{n} \sum_{i=1}^n \text{vec}(M(X_i)) - \mathbb{E}[\text{vec}(M(X))] \right) \xrightarrow{D} N(0, \Lambda),$$

and

$$\Lambda = \sum_{j \in \mathbb{Z}} \mathbb{E} \left[(\text{vec}(M(X_0)) - \mathbb{E}[\text{vec}(M(X))]) (\text{vec}(M(X_j)) - \mathbb{E}[\text{vec}(M(X))])^\top \right].$$

Next we calculate the derivative of h , which, by the implicit function theorem, is given by

$$h'(\text{vec}(M)) = - \left(M \frac{\partial}{\partial \theta} g(\theta) \right)^{-1} M g(\theta) = - \left(M \frac{\partial}{\partial \theta} g(\theta) \right)^{-1} ((g_1(\theta), \dots, g_q(\theta)) \otimes I_p) \text{vec}(M).$$

Since $\frac{1}{n} \sum_{i=1}^n \text{vec}(M(X_i))$ converges to $\mathbb{E}[\text{vec}(M(X))]$ in probability and $h(\mathbb{E}[\text{vec}(M(X))]) = \theta_0$, an application of the delta method yields

$$\sqrt{n}(\hat{\theta}_n - \theta_0) \xrightarrow{D} N(0, G^{-1}((g_1(\theta), \dots, g_q(\theta)) \otimes I_d) \Lambda ((g_1(\theta), \dots, g_q(\theta)) \otimes I_d)^\top G^{-\top}),$$

where G is defined in the statement of the theorem. Noting that

$$((g_1(\theta), \dots, g_q(\theta)) \otimes I_d) \text{vec}(M(x)) = M(x)g(\theta) = \mathcal{A}_\theta f(x)$$

gives the claim. \square

Remark 2.6. Note that in the case where $\{X_n, n \in \mathbb{Z}\}$ is i.i.d., the assumptions of Theorem 2.1 are easily verified and the matrix Ψ appearing in the asymptotic covariance simplifies to

$$\Psi = \mathbb{E}[\mathcal{A}_{\theta_0} f(X) \mathcal{A}_{\theta_0} f(X)^\top], \quad X \sim \mathbb{P}_{\theta_0}.$$

Remark 2.7. As already pointed out in Remark 2.4, $\hat{\theta}_n$ can be seen as a generalised method of moments estimator. The asymptotic normality result above could also be obtained through an application of [34, Theorem 3.1]. For that, one has to show that the function $x \mapsto \frac{\partial}{\partial \theta} \mathcal{A}_\theta f(x)$ is first moment continuous, that is

$$\lim_{\delta \rightarrow 0} \mathbb{E} \left[\sup_{\theta' \in \Theta} \left\{ \left\| \frac{\partial}{\partial \theta} \mathcal{A}_\theta f(X) \Big|_{\theta=\theta'} - \frac{\partial}{\partial \theta} \mathcal{A}_\theta f(X) \Big|_{\theta=\theta_0} \right\| \mid \|\theta' - \theta_0\| < \delta \right\} \right] = 0$$

for $X \sim \mathbb{P}_{\theta_0}$, which is clear with Assumption 2.2(b) by choosing a submultiplicative matrix norm $\|\cdot\|$ in the formula above. However, the setting in [34] is more general and therefore requires more effort than needed in our proof above in order to establish the result.

Let us consider two simple examples to demonstrate our estimation method and its flexibility. For that purpose, we use a shorthand notation and write $\overline{f(X)} = \frac{1}{n} \sum_{i=1}^n f(X_i)$ for a measurable function $f : (a, b) \rightarrow \mathbb{R}$.

Example 2.8 (Gaussian distribution, continuation of Example 1.2). *We choose two test functions f_1, f_2 and therefore get*

$$\begin{cases} \overline{f_1(X)}\mu + \overline{f_1'(X)}\sigma^2 = \overline{Xf_1(X)} \\ \overline{f_2(X)}\mu + \overline{f_2'(X)}\sigma^2 = \overline{Xf_2(X)}. \end{cases}$$

By solving this system of linear equations for μ and σ^2 we obtain the Stein estimators

$$\begin{aligned} \hat{\mu}_n &= \frac{\overline{f_2'(X)} \overline{Xf_1(X)} - \overline{f_1'(X)} \overline{Xf_2(X)}}{\overline{f_1(X)} \overline{f_2'(X)} - \overline{f_1'(X)} \overline{f_2(X)}}, \\ \hat{\sigma}_n^2 &= \frac{\overline{f_1(X)} \overline{Xf_2(X)} - \overline{f_2(X)} \overline{Xf_1(X)}}{\overline{f_1(X)} \overline{f_2'(X)} - \overline{f_1'(X)} \overline{f_2(X)}}. \end{aligned}$$

The choice $f_1(x) = 1$ and $f_2(x) = x$ yield the MLE or moment estimators

$$\hat{\mu}_n = \overline{X}, \quad \hat{\sigma}_n^2 = \overline{X^2} - \overline{X}^2.$$

Example 2.9 (Inverse-Gaussian distribution, continuation of Example 1.3). *We choose two test functions f_1, f_2 which gives the following system of equations*

$$\begin{cases} 2\mu^2 \overline{X^2 f_1'(X)} + \lambda \mu^2 \overline{f_1(X)} + \mu^2 \overline{X f_1(X)} = \lambda \overline{X^2 f_1(X)} \\ 2\mu^2 \overline{X^2 f_2'(X)} + \lambda \mu^2 \overline{f_2(X)} + \mu^2 \overline{X f_2(X)} = \lambda \overline{X^2 f_2(X)}. \end{cases}$$

Solving for the parameters gives the estimators $\hat{\mu}_n$ and $\hat{\lambda}_n$. The estimator $\hat{\mu}$ is the positive solution of

$$\hat{\mu}_n^2 = \frac{\overline{X^2 f_1(X)} (\overline{2X^2 f_2'(X)} + \overline{X f_2(X)}) - \overline{X^2 f_2(X)} (\overline{2X^2 f_1'(X)} + \overline{X f_1(X)})}{\overline{f_1(X)} (\overline{2X^2 f_2'(X)} + \overline{X f_2(X)}) - \overline{f_2(X)} (\overline{2X^2 f_1'(X)} + \overline{X f_1(X)})},$$

and

$$\hat{\lambda}_n = \frac{\overline{X^2 f_1(X)} (\overline{2X^2 f_2'(X)} + \overline{X f_2(X)}) - \overline{X^2 f_2(X)} (\overline{2X^2 f_1'(X)} + \overline{X f_1(X)})}{\overline{f_1(X)} \overline{X^2 f_2(X)} - \overline{f_2(X)} \overline{X^2 f_1(X)}}.$$

This is an example in which we are not able to recover the moment estimator or the MLE. Nevertheless, our method now allows us to choose any test functions f_1 and f_2 such that Assumptions 2.2(a)–(b) are satisfied, which results in a great flexibility. One possibility is to take $f_1(x) = 1$ and $f_2(x) = x$, yielding

$$\hat{\mu}_n^2 = \frac{\overline{X^2} - \overline{X^3} \overline{X}}{3\overline{X^2} - \overline{X}^2} \quad \text{and} \quad \hat{\lambda}_n = \frac{\overline{X^2} - \overline{X^3} \overline{X}}{\overline{X^3} - \overline{X} \overline{X^2}}.$$

Another possible choice are the test functions $f_1(x) = x$ and $f_2(x) = \frac{1}{x}$, which deliver

$$\hat{\mu}_n^2 = \frac{\overline{X^3} + 3\overline{X} \overline{X^2}}{\overline{X} + 3\overline{X^2} \overline{1/X}} \quad \text{and} \quad \hat{\lambda}_n = \frac{\overline{X^3} + 3\overline{X} \overline{X^2}}{\overline{1/X} \overline{X^2} - \overline{X^2}}.$$

We note that for the two sets of test functions above Assumptions 2.2(a)–(b) are easily verified and we can conclude strong consistency and asymptotic normality with Theorems 2.3 and 2.5. However, the MLE for the $IG(\mu, \lambda)$ -distribution is completely explicit and shows a good small sample size behaviour, such that we do not pursue this estimation problem further. For more relevant applications of our method, we refer to Section 3.

2.2 Optimal functions

We show that it is possible to achieve asymptotic efficiency under certain regularity conditions using Stein estimators by using specific parameter-dependent test functions. To this end, we suppose in this section without further notice that the sequence of random variables $\{X_n, n \in \mathbb{Z}\}$ is i.i.d. (for possible extensions to non-i.i.d. data see Remark 2.13). In addition, we assume that the Stein operator \mathcal{A}_θ can be written in the form (2). Within this framework we compare our estimators to the MLE, which we will denote by $\hat{\theta}_n^{\text{ML}}$, and which, under certain regularity conditions on the likelihood function, is defined through the equation

$$\frac{\partial}{\partial \theta} \overline{\log p_\theta(X)} \Big|_{\theta = \hat{\theta}_n^{\text{ML}}} = 0. \quad (6)$$

It is well-known that for regular probability distributions the expectation of the latter expression is equal to zero. An important quantity when considering the MLE is the so-called Fisher-information matrix, which is defined by

$$I_{\text{ML}}(\theta) := \mathbb{E} \left[\left(\frac{\partial}{\partial \theta} \log p_\theta(X) \right) \left(\frac{\partial}{\partial \theta} \log p_\theta(X) \right)^\top \right],$$

where $X \sim \mathbb{P}_{\theta_0}$. Indeed, it is a standard result that, under certain regularity conditions, a suitable standardisation of the MLE $\hat{\theta}_n^{\text{ML}}$ is asymptotically efficient with covariance matrix $I_{\text{ML}}^{-1}(\theta_0)$, i.e.

$$\sqrt{n}(\hat{\theta}_n^{\text{ML}} - \theta_0) \xrightarrow{D} N(0, I_{\text{ML}}^{-1}(\theta_0)), \quad \text{as } n \rightarrow \infty.$$

Motivated by the definition of the MLE, we consider the score function as the right-hand side of the Stein identity

$$\mathcal{A}_\theta f(x) = \frac{\partial}{\partial \theta} \log p_\theta(x). \quad (7)$$

This is an ordinary differential equation whose solution f_θ clearly depends on the unknown parameter θ . If the Stein operator is of the form (2), it is an easy task to see that the solution of (7) is given by

$$f_\theta(x) = (f_\theta^{(1)}(x), \dots, f_\theta^{(p)}(x))^\top = \frac{\frac{\partial}{\partial \theta} P_\theta(x) + c}{\tau_\theta(x) p_\theta(x)}, \quad x \in (a, b), \quad (8)$$

where $c \in \mathbb{R}$ and P_θ is the cdf corresponding to p_θ , with the convention that $f_\theta(x) = 0$ at all $x \in (a, b)$ such that $\tau_\theta(x) = 0$. In the sequel we will often refer to the functions (8) as the *optimal functions*. Thus,

$$\overline{\mathcal{A}_\theta f_\theta(X)} = 0$$

is exactly the maximum likelihood equation rewritten in terms of Stein operators. One can now use a consistent first-step estimator $\tilde{\theta}_n$ for the unknown parameter θ in $f_\theta = (f_\theta^{(1)}, \dots, f_\theta^{(p)})^\top$ and resolve the system of equations (5) with respect to the latter test functions. This holds the advantage that estimators may remain explicit if the Stein operator is simple. Mathematically speaking, given a first-step estimator $\tilde{\theta}_n$, we define $\hat{\theta}_n^*$ through the equation

$$\overline{\mathcal{A}_{\hat{\theta}_n^*} f_{\hat{\theta}_n^*}(X)} = 0 \quad (9)$$

if such a solution exists. We remark that, in this setting, the matrix M from Assumption 2.2(b) depends on the parameter θ through our data-dependent test functions. We therefore introduce a new set of assumptions.

Assumption 2.10.

- (a) $\tilde{\theta}_n$ is a consistent estimator, i.e. $\tilde{\theta}_n \xrightarrow{\mathbb{P}} \theta_0$.
- (b) Let $X \sim \mathbb{P}_{\theta_0}$ and $\theta_1, \theta_2 \in \Theta$. Then $f_{\theta_2} \in \mathcal{F}$, and $\mathbb{E}[\mathcal{A}_{\theta_1} f_{\theta_2}(X)] = 0$ if and only if $\theta_1 = \theta_0$.

- (c) For $q \geq p$, we can write $\mathcal{A}_{\theta_1} f_{\theta_2}(x) = M_{\theta_2}(x)g(\theta_1)$ for some measurable $p \times q$ matrix M_{θ_2} and a continuously differentiable function $g = (g_1, \dots, g_q)^\top : \Theta \rightarrow \mathbb{R}^q$ for all $\theta_1, \theta_2 \in \Theta$, $x \in (a, b)$. Moreover, we assume that $\mathbb{E}[M_{\theta_0}(X)] \frac{\partial}{\partial \theta} g(\theta)|_{\theta=\theta_0}$, where $X \sim \mathbb{P}_{\theta_0}$, is invertible and the function $\theta \mapsto \text{vec}(M_{\theta}(x))$ is continuously differentiable on Θ for all $x \in (a, b)$.
- (d) For $X \sim \mathbb{P}_{\theta_0}$ there exist two functions F_1, F_2 on (a, b) with $\mathbb{E}[F_i(X)] < \infty$, $i = 1, 2$, and compact neighbourhoods Θ', Θ'' of θ_0 such that $\|M_{\theta}(x)\| \leq F_1(x)$ for all $\theta \in \Theta'$ and $\|\frac{\partial}{\partial \theta} \text{vec}(M_{\theta}(x))\| \leq F_2(x)$ for all $\theta \in \Theta''$, $x \in (a, b)$.

Assumptions 2.10(b)–(c) are adapted versions of Assumptions 2.2(a)–(b) with the supplement that the optimal function f_{θ} needs to be an element of the Stein class \mathcal{F} for each $\theta \in \Theta$. The invertibility of $\mathbb{E}[M_{\theta_0}(X)] \frac{\partial}{\partial \theta} g(\theta)|_{\theta=\theta_0}$, $X \sim \mathbb{P}_{\theta_0}$, in (c) is easily verified for Stein operators that are linear in θ . However, we have the additional Assumption 2.10(d) which can be tedious to verify if f_{θ} is complicated. Nevertheless, the latter assumption is satisfied for all our applications in Section 3.

We briefly discuss existence and measurability in the next theorem whose proof follows along the lines of the proof of Theorem 2.3 with the difference that one has to take into account the dependence of the matrix M_{θ} on the first-step estimator $\hat{\theta}_n$.

Theorem 2.11. *Suppose Assumptions 2.10(a)–(d) are fulfilled. The probability that a solution to (9), $\hat{\theta}_n^*$, exists and is measurable converges to 1 as $n \rightarrow \infty$, and $\hat{\theta}_n^*$ is (weakly) consistent in the following sense: There is a sequence of sets $C_n \subset \Omega$, $n \in \mathbb{N}$ with $\mathbb{P}(C_n) \rightarrow 1$ such that, for all $\epsilon > 0$, $\mathbb{P}(|\hat{\theta}_n^* - \theta_0| > \epsilon | C_n) \rightarrow 0$.*

Proof. Let $X \sim \mathbb{P}_{\theta_0}$. Define the function $F(M, \theta) = Mg(\theta)$, where $M \in \mathbb{R}^{p \times q}$ and g is defined as in Assumption 2.10(c). Then F is continuously differentiable on $\mathbb{R}^{p \times q} \times \Theta$ and we have $F(\mathbb{E}[M_{\theta_0}(X)], \theta_0) = 0$ by Assumption 2.10(b), where $M_{\theta}(x)$ is defined as in Assumption 2.10(c). The implicit function theorem implies that there are neighbourhoods $U \subset \mathbb{R}^{p \times q}$, $V \subset \mathbb{R}^p$ of $\mathbb{E}[M_{\theta_0}(X)]$ and θ_0 such that there is a continuously differentiable function $h : U \rightarrow V$ with $F(M, h(M)) = 0$ for all $M \in U$. Assumption 2.10(a) ensures that, for a compact set $K \subset \Theta$ with $\theta_0 \in K$ and a set $B_n = \{\omega \in \Omega | \tilde{\theta}_n \in K\}$, we have $\mathbb{P}(B_n) \rightarrow 1$. By a uniform strong law of large numbers (see for example [22, Theorem 16(a)]) together with Assumption 2.10(d) we know that

$$\sup_{\theta \in K} \left\| \frac{1}{n} \sum_{i=1}^n M_{\theta}(X_i) - \mathbb{E}[M_{\theta}(X)] \right\| \xrightarrow{\text{a.s.}} 0$$

(take $K = \Theta'$). Moreover, we know that $\mathbb{E}[M_{\tilde{\theta}_n}(X)] \xrightarrow{\mathbb{P}} \mathbb{E}[M_{\theta_0}(X)]$, where the first expectation is taken with respect to X . Hence, we can conclude that $\frac{1}{n} \sum_{i=1}^n M_{\tilde{\theta}_n}(X_i)$ is converging in probability to $\mathbb{E}[M_{\theta_0}(X)]$ with respect to the probability measure conditioned on the sets B_n . Thus, by defining $A_n = \{\frac{1}{n} \sum_{i=1}^n M_{\tilde{\theta}_n}(X_i) \in U\}$, we have $\mathbb{P}(A_n | B_n) \rightarrow 1$ as $n \rightarrow \infty$. Therefore, we have shown existence and measurability for each $\omega \in A_n \cap B_n$ with $\mathbb{P}(A_n \cap B_n) \rightarrow 1$, since we have $\hat{\theta}_n^* = h(\frac{1}{n} \sum_{i=1}^n M_{\tilde{\theta}_n}(X_i))$. The consistency part follows with $C_n = A_n \cap B_n$. \square

We have only shown weak consistency in the previous theorem in contrast to strong consistency in Theorem 2.3. However, if we have $\tilde{\theta}_n \xrightarrow{\text{a.s.}} \theta_0$, it is an easy task to show that we also have $\hat{\theta}_n^* \xrightarrow{\text{a.s.}} \theta_0$ (in the sense of Theorem 2.3). In the following theorem we show that, under some additional technical assumptions, the two-step Stein estimators are asymptotically normal and reach asymptotic efficiency. Again, in order to maneuver around existence and measurability issues, we define $\hat{\theta}_n^*$ to be a random variable that is equal to the solution of (9) on the sets C_n as defined in the proof of Theorem 2.11 and equal to some other measurable function otherwise.

Theorem 2.12. *Suppose that Assumptions 2.10(a)–(d) are satisfied. Moreover, assume that p_{θ} is differentiable with respect to θ and*

- (i) *the sequence of random vectors $\sqrt{n}(\tilde{\theta}_n - \theta_0)$ is uniformly tight;*
- (ii) *\mathcal{A}_{θ} is of the form (2) with τ_{θ} differentiable with respect to θ ;*

(iii) we have $\lim_{x \rightarrow a, b} \frac{\partial}{\partial \theta} (p_\theta(x) \tau_\theta(x)) \Big|_{\theta=\theta_0} f_{\theta_0}(x) = 0$;

(iv) and $I_{\text{ML}}(\theta_0)$ exists and is finite.

Then, for $\hat{\theta}_n^*$ as defined in the preceding paragraph, we have that

$$\sqrt{n}(\hat{\theta}_n^* - \theta_0) \xrightarrow{D} N(0, I_{\text{ML}}^{-1}(\theta_0)), \quad n \rightarrow \infty.$$

Proof. Throughout the proof, let $X \sim \mathbb{P}_{\theta_0}$ be a random variable independent of all randomness involved. We observe that it suffices to consider the random variable $\hat{\theta}_n^* | C_n$ ($\hat{\theta}_n^*$ conditioned on the events C_n). By a multivariate Taylor expansion with explicit remainder term we have

$$\begin{aligned} \sqrt{n}(\hat{\theta}_n^* - \theta_0) &= - \left(\int_0^1 \frac{1}{n} \sum_{i=1}^n \frac{\partial}{\partial \theta} \mathcal{A}_\theta f_{a_t(\tilde{\theta}_n)}(X_i) \Big|_{\theta=a_t(\hat{\theta}_n^*)} dt \right)^{-1} \\ &\quad \times \left(\frac{1}{\sqrt{n}} \sum_{i=1}^n \mathcal{A}_{\theta_0} f_{\theta_0}(X_i) + \int_0^1 \frac{1}{n} \sum_{i=1}^n \frac{\partial}{\partial \theta} \mathcal{A}_{a_t(\hat{\theta}_n^*)} f_\theta(X_i) \Big|_{\theta=a_t(\tilde{\theta}_n)} dt \sqrt{n}(\tilde{\theta}_n - \theta_0) \right), \end{aligned}$$

where $a_t(\theta) = \theta_0 + t(\theta - \theta_0)$. Both integrals above have to be understood component-wise. We show

$$\int_0^1 \frac{1}{n} \sum_{i=1}^n \frac{\partial}{\partial \theta} \mathcal{A}_\theta f_{a_t(\tilde{\theta}_n)}(X_i) \Big|_{\theta=a_t(\hat{\theta}_n^*)} dt \xrightarrow{\mathbb{P}} \mathbb{E} \left[\frac{\partial}{\partial \theta} \mathcal{A}_\theta f_{\theta_0}(X) \Big|_{\theta=\theta_0} \right]. \quad (10)$$

With Theorem 2.11 we know that $\hat{\theta}_n^*$ is consistent. We assume without loss of generality that $\hat{\theta}_n^*$ and $\tilde{\theta}_n$ fall in some compact set whose interior contains θ_0 , since for any compact neighbourhood $K \subset \mathbb{R}^p$ of θ_0 we have $\mathbb{P}(\{\hat{\theta}_n^* \notin K\} \cup \{\tilde{\theta}_n \notin K\}) \rightarrow 0$. Take $K = \Theta' \cap \Theta''$. We write

$$\begin{aligned} &\left\| \int_0^1 \frac{1}{n} \sum_{i=1}^n \frac{\partial}{\partial \theta} \mathcal{A}_\theta f_{a_t(\tilde{\theta}_n)}(X_i) \Big|_{\theta=a_t(\hat{\theta}_n^*)} dt - \mathbb{E} \left[\frac{\partial}{\partial \theta} \mathcal{A}_\theta f_{\theta_0}(X) \Big|_{\theta=\theta_0} \right] \right\| \\ &\leq \sup_{\theta_1, \theta_2 \in K} \left\| \frac{1}{n} \sum_{i=1}^n \frac{\partial}{\partial \theta} \mathcal{A}_\theta f_{\theta_2}(X_i) \Big|_{\theta=\theta_1} - \mathbb{E} \left[\frac{\partial}{\partial \theta} \mathcal{A}_\theta f_{\theta_2}(X) \Big|_{\theta=\theta_1} \right] \right\| \\ &\quad + \left\| \int_0^1 \mathbb{E} \left[\frac{\partial}{\partial \theta} \mathcal{A}_\theta f_{a_t(\tilde{\theta}_n)}(X) \Big|_{\theta=a_t(\hat{\theta}_n^*)} \right] dt - \mathbb{E} \left[\frac{\partial}{\partial \theta} \mathcal{A}_\theta f_{\theta_0}(X) \Big|_{\theta=\theta_0} \right] \right\|. \end{aligned} \quad (11)$$

The first expression on the right-hand side converges to 0 in probability by a uniform strong law of large numbers. To see this, note that we have

$$\left\| \frac{\partial}{\partial \theta} \mathcal{A}_\theta f_{\theta_2}(x) \Big|_{\theta=\theta_1} \right\| = \left\| M_{\theta_2}(x) \frac{\partial}{\partial \theta} g(\theta) \Big|_{\theta=\theta_1} \right\| \leq F_1(x) \sup_{\theta \in K} \left\| \frac{\partial}{\partial \theta} g(\theta) \right\|$$

for all $\theta_1, \theta_2 \in K$. The supremum is finite by Assumption 2.10(c) and the expectation exists by Assumption 2.10(d). For the second expression in (11), we note that the map

$$(\theta_1, \theta_2) \mapsto \int_0^1 \mathbb{E} \left[\frac{\partial}{\partial \theta} \mathcal{A}_\theta f_{a_t(\theta_2)}(X) \Big|_{\theta=a_t(\theta_1)} \right] dt$$

is continuous on the set $K \times K$ by Assumptions 2.10(c),(d) and dominated convergence. We therefore have, due to the consistency of $\hat{\theta}_n^*$ and $\tilde{\theta}_n$, that

$$\int_0^1 \mathbb{E} \left[\frac{\partial}{\partial \theta} \mathcal{A}_\theta f_{a_t(\tilde{\theta}_n)}(X) \Big|_{\theta=a_t(\hat{\theta}_n^*)} \right] dt \xrightarrow{\mathbb{P}} \mathbb{E} \left[\frac{\partial}{\partial \theta} \mathcal{A}_\theta f_{\theta_0}(X) \Big|_{\theta=\theta_0} \right],$$

and (10) is established. We calculate the latter expectation and obtain with Assumptions (iii), (iv) and with the definition of f_{θ_0}

$$\begin{aligned} \mathbb{E} \left[\frac{\partial}{\partial \theta} \mathcal{A}_{\theta} f_{\theta_0}(X) \Big|_{\theta=\theta_0} \right] &= \mathbb{E} \left[\frac{\frac{\partial}{\partial \theta} (p_{\theta}(X) \tau_{\theta}(X) f_{\theta_0}(X))' \Big|_{\theta=\theta_0}}{p_{\theta_0}(X)} - \frac{\frac{\partial}{\partial \theta} p_{\theta}(X) \Big|_{\theta=\theta_0} (p_{\theta_0}(X) \tau_{\theta_0}(X) f_{\theta_0}(X))'}{(p_{\theta_0}(X))^2} \right] \\ &= \int_a^b \frac{\partial}{\partial \theta} (p_{\theta}(x) \tau_{\theta}(x) f_{\theta_0}(x))' \Big|_{\theta=\theta_0} dx - I_{\text{ML}}(\theta_0) = -I_{\text{ML}}(\theta_0). \end{aligned}$$

One can show in a similar manner that we have

$$\int_0^1 \frac{1}{n} \sum_{i=1}^n \frac{\partial}{\partial \theta} \mathcal{A}_{a_t(\hat{\theta}_n^*)} f_{\theta}(X_i) \Big|_{\theta=a_t(\hat{\theta}_n^*)} dt \xrightarrow{\mathbb{P}} \mathbb{E} \left[\frac{\partial}{\partial \theta} \mathcal{A}_{\theta_0} f_{\theta}(X) \Big|_{\theta=\theta_0} \right].$$

With Assumption 2.10(d) we are allowed to switch expectation and differentiation to obtain

$$\mathbb{E} \left[\frac{\partial}{\partial \theta} \mathcal{A}_{\theta_0} f_{\theta}(X) \Big|_{\theta=\theta_0} \right] = 0,$$

since $f_{\theta} \in \mathcal{F}_{\theta}$ for all $\theta \in \Theta$. The claim follows with Slutsky's theorem, the central limit theorem, Assumptions (i) and (iv) and the continuous mapping theorem. \square

We refer the reader as well to [51, Section 6], in which the asymptotic theory of two-step estimators is studied - although under slightly different assumptions and with the additional restriction that the first-step estimate needs to be obtained through the generalised method of moments.

Remark 2.13. *It is possible to extend the results from Theorems 2.11 and 2.12 to strictly stationary and ergodic time series as introduced in Section 2.1. For Theorem 2.11, it suffices to apply an adapted uniform strong law of large numbers as stated in [35, Theorem 2.1] (note that with Assumption 2.10(d) the random function $\theta \rightarrow M_{\theta}(X), X \sim \mathbb{P}_{\theta_0}$ is automatically first-moment-continuous, compare [17, p. 206]). With the latter result together with Theorem 2.1 we can also generalise Theorem 2.12, although we need the additional assumption that the sequence $\{\mathcal{A}_{\theta_0} f_{\theta_0}(X_n), n \in \mathbb{Z}\}$ satisfies the assumptions of Theorem 2.1. We then get*

$$\sqrt{n}(\hat{\theta}_n^* - \theta_0) \xrightarrow{D} N \left(0, I_{\text{ML}}^{-1}(\theta_0) \left(\sum_{j \in \mathbb{Z}} \mathbb{E} [\mathcal{A}_{\theta_0} f_{\theta_0}(X_0) \mathcal{A}_{\theta_0} f_{\theta_0}(X_j)^{\top}] \right) I_{\text{ML}}^{-1}(\theta_0) \right), \quad n \rightarrow \infty.$$

Remark 2.14. *There is another possibility to achieve asymptotic efficiency of point estimators. In [11], a generalised method-of-moments-type estimator with a continuum of moment conditions is proposed. The idea is based on using an uncountable infinite number of moment conditions, i.e. a class of functions $h^t : \Theta \times (a, b) \rightarrow \mathbb{R}, t \in \Pi \subset \mathbb{R}$ such that $\mathbb{E}[h^t(\theta_0, X)] = 0$ for all $t \in \Pi$, where $X \sim \mathbb{P}_{\theta_0}$. Under some conditions, the sequence of functions*

$$\frac{1}{\sqrt{n}} \sum_{i=1}^n h^t(\theta, X_i), \quad t \in \Pi,$$

is converging to some zero-mean Gaussian process with covariance operator Υ by the functional central limit theorem as $n \rightarrow \infty$. Let Υ^{α_n} be its Tikhonov regularisation with smoothing term α_n . Then under some additional technical assumptions it can be shown that the estimator defined by

$$\hat{\theta}_n = \arg \min_{\theta \in \Theta} \left\| (\Upsilon_n^{\alpha_n})^{-1/2} h_n^t(\theta, X) \right\|_{\mathcal{L}^2},$$

where $(\Upsilon_n^{\alpha_n})^{-1/2}$ is an estimate of $(\Upsilon^{\alpha_n})^{-1/2}$, $h_n^t(\theta, X) = \frac{1}{n} \sum_{i=1}^n h^t(\theta, X_i)$ and $\|\cdot\|_{\mathcal{L}^2}$ is the standard \mathcal{L}^2 -norm with respect to some positive measure, is asymptotically efficient (see [14]). Note that this procedure requires an estimation of a covariance operator and is computationally ambitious. For more information and some applications see also [10, 12, 13].

In the remainder of this section, we study the sequence of Stein estimators which is obtained as follows: Choose some $\theta^0 \in \Theta$ as a value for θ in f_θ and solve for the two-step Stein estimator $\hat{\theta}_n^*$. Take then the obtained estimate as a new value for θ in f_θ in order to update the Stein estimator $\hat{\theta}_n^*$.

Formally speaking, we consider the sequence of Stein estimators $\hat{\theta}_n^{(m)}$ defined by

$$0 = \overline{\mathcal{A}_{\hat{\theta}_n^{(m+1)}} f_{\hat{\theta}_n^{(m)}}(X)}, \quad (12)$$

where $\hat{\theta}_n^{(0)} = \theta^0 \in \Theta$ is the starting value of the iterating process. Moreover, let $\Theta_0 \subset \Theta$ be compact and convex with $\theta_0, \theta^0 \in \Theta_0$. We briefly discuss the existence of such a sequence. It is clear from Theorem 2.11 that, for fixed $m \in \mathbb{N}$, the probability that $\hat{\theta}_n^{(m)}$ exists converges to 1. However, this does not guarantee the existence of the sequence. Therefore, when we study the asymptotic behaviour of the sequence $\hat{\theta}_n^{(m)}$, $m \in \mathbb{N}$, we have to assume that such a sequence of solutions of (12) exist. Before stating the theorem, we introduce a new set of assumptions.

Assumption 2.15.

- (a) *The MLE exists and is unique with probability converging to 1. Moreover, we assume that the MLE is consistent (in the sense of Theorem 2.11) and that if the MLE exists, it is characterised by (6).*
- (b) *Let $X \sim \mathbb{P}_{\theta_0}$ and $\theta_1, \theta_2 \in \Theta_0$. Then $f_{\theta_2} \in \mathcal{F}$, and $\mathbb{E}[\mathcal{A}_{\theta_1} f_{\theta_2}(X)] = 0$ if and only if $\theta_1 = \theta_0$.*
- (c) *For $q \geq p$, we can write $\mathcal{A}_{\theta_1} f_{\theta_2}(x) = M_{\theta_2}(x)g(\theta_1)$ for some measurable $p \times q$ matrix M_{θ_2} and $g = (g_1, \dots, g_q)^\top : \Theta \rightarrow \mathbb{R}^q$ continuously differentiable for all $\theta_1, \theta_2 \in \Theta_0$, $x \in (a, b)$. Moreover, we assume that $\mathbb{E}[M_\theta(X)] \frac{\partial}{\partial \theta} g(\theta)$ (where $X \sim \mathbb{P}_{\theta_0}$) is invertible for all $\theta \in \Theta_0$ and that the function $\theta \mapsto \text{vec}(M_\theta(x))$ is continuously differentiable on Θ_0 for all $x \in (a, b)$.*
- (d) *For $X \sim \mathbb{P}_{\theta_0}$, there exist two functions F_1, F_2 on (a, b) with $\mathbb{E}[F_i(X)] < \infty$, $i = 1, 2$, such that $\|M_\theta(x)\| \leq F_1(x)$ and $\|\frac{\partial}{\partial \theta} \text{vec}(M_\theta(x))\| \leq F_2(x)$ for all $\theta \in \Theta_0$, $x \in (a, b)$.*

Assumptions 2.15(b)–(d) introduced above are mostly equivalent to Assumptions 2.10(b)–(d), although we have a slight modification in (c). Here, we require the matrix $\mathbb{E}[M_\theta(X)] \frac{\partial}{\partial \theta} g(\theta)$, $X \sim \mathbb{P}_{\theta_0}$, to be invertible for all $\theta \in \Theta_0$, in contrast to 2.10(c) in which this needs to be the case only for $\theta = \theta_0$, which can be difficult to verify, especially if f_θ is complicated.

Theorem 2.16. *Suppose that Assumptions 2.15(a)–(d) hold. Then, for each sequence $\hat{\theta}_n^{(m)}$, $m \in \mathbb{N}$, satisfying (12), there exists a sequence of sets $A_n \subset \Omega$, $n \in \mathbb{N}$, with $\mathbb{P}(A_n) \rightarrow 1$ as $n \rightarrow \infty$ such that for each n we have that on A_n ,*

$$\hat{\theta}_n^{(m)} \rightarrow \hat{\theta}_n^{\text{ML}}, \quad \text{as } m \rightarrow \infty.$$

Proof. Let $X \sim \mathbb{P}_{\theta_0}$ and let $L_n : \Theta \rightarrow \Theta$ be the map which maps $\hat{\theta}_n^{(m)}$ to $\hat{\theta}_n^{(m+1)}$. We show that L_n is a contraction on Θ_0 with probability converging to 1. With Assumption 2.15(d) we know that

$$\sup_{\theta \in \Theta_0} \left\| \frac{1}{n} \sum_{i=1}^n M_\theta(X_i) - \mathbb{E}[M_\theta(X)] \right\| \xrightarrow{\text{a.s.}} 0. \quad (13)$$

Suppose without loss of generality that $\Theta_0 \neq \{\theta_0\}$ and let $V \subset \Theta_0$ be an open neighbourhood of θ_0 . Assumption 2.15(c) implies in a similar way as in the proof of Theorem 2.3 that for each $\theta \in \Theta_0$ there exists a unique continuously differentiable function $h_\theta : U_\theta \rightarrow V$ where $U_\theta \subset \mathbb{R}^{p \times q}$ is an open neighbourhood of $\mathbb{E}[M_\theta(X)]$ such that $F(M, h_\theta(M)) = 0$ for all $M \in U_\theta$ where $F(M, \theta) = Mg(\theta)$, $M \in \mathbb{R}^{p \times q}$, $\theta \in \mathbb{R}^p$. Since Θ_0 is compact, we find a finite cover $U_{\theta_1}, \dots, U_{\theta_b}$ from $\cup_{\theta \in \Theta_0} U_\theta$ of the set $\{\mathbb{E}[M_\theta(X)], \theta \in \Theta_0\}$. Let $\tilde{U} = \cup_{i=1}^b U_{\theta_i}$ and we conclude the existence of a continuously differentiable function $h : \tilde{U} \rightarrow V$ with $F(M, h(M)) = 0$ for all $M \in \tilde{U}$. We define $B_n \subset \Omega$ by $B_n = \{\frac{1}{n} \sum_{i=1}^n M_\theta(X_i) \in \tilde{U} \text{ for all } \theta \in \Theta_0\}$ and have $\mathbb{P}(B_n) \rightarrow 1$ by (13). Then, on B_n we know that $L_n(\theta) = h(\frac{1}{n} \sum_{i=1}^n M_\theta(X_i))$, $\theta \in \Theta_0$ and therefore $L_n(\Theta_0) \subset \Theta_0$.

We use an argument similar to [19, Lemma 3]. With a Taylor expansion we have, for $\theta_1, \theta_2 \in \Theta_0$ and $\omega \in B_n$, that

$$\begin{aligned} & \|L_n(\theta_1) - L_n(\theta_2)\| \\ & \leq \left\| \int_0^1 \left(\frac{1}{n} \sum_{i=1}^n M_{a_t}(X_i) \frac{\partial}{\partial \theta} g(\theta) \Big|_{\theta=L_n(a_t)} \right)^{-1} \left(\frac{1}{n} \sum_{i=1}^n \frac{\partial}{\partial \theta} M_{\theta}(X_i) g(L_n(a_t)) \Big|_{\theta=a_t} \right) dt \right\| \|\theta_1 - \theta_2\|, \end{aligned}$$

where $a_t = \theta_1 + t(\theta_2 - \theta_1)$. The integral has to be understood component-wise. We denote the matrix-valued integral above by $K_n^{(1)}$ and define

$$K_n^{(2)} = \int_0^1 \left(\mathbb{E} \left[M_{a_t}(X) \frac{\partial}{\partial \theta} g(\theta) \Big|_{\theta=L_n(a_t)} \right] \right)^{-1} \left(\frac{1}{n} \sum_{i=1}^n \frac{\partial}{\partial \theta} M_{\theta}(X_i) g(L_n(a_t)) \Big|_{\theta=a_t} \right) dt,$$

where the expectation is taken with respect to the random variable X . Then we have

$$\begin{aligned} \|K_n^{(1)} - K_n^{(2)}\| & \leq \int_0^1 \left\| \left(\mathbb{E} \left[M_{a_t}(X) \frac{\partial}{\partial \theta} g(\theta) \Big|_{\theta=L_n(a_t)} \right] \right)^{-1} \left\| \frac{1}{n} \sum_{i=1}^n M_{a_t}(X_i) \frac{\partial}{\partial \theta} g(\theta) \Big|_{\theta=L_n(a_t)} \right. \right. \\ & \quad \left. \left. - \mathbb{E} \left[M_{a_t}(X) \frac{\partial}{\partial \theta} g(\theta) \Big|_{\theta=L_n(a_t)} \right] \right\| \left\| \left(\frac{1}{n} \sum_{i=1}^n M_{a_t}(X_i) \frac{\partial}{\partial \theta} g(\theta) \Big|_{\theta=L_n(a_t)} \right)^{-1} \right\| \\ & \quad \times \left\| \frac{1}{n} \sum_{i=1}^n \frac{\partial}{\partial \theta} M_{\theta}(X_i) g(L_n(a_t)) \Big|_{\theta=a_t} \right\| dt. \end{aligned}$$

This expression can be further bounded by

$$\begin{aligned} & \sup_{\gamma_1, \gamma_2 \in \Theta_0} \left\| \left(\mathbb{E} \left[M_{\gamma_1}(X) \frac{\partial}{\partial \theta} g(\theta) \Big|_{\theta=\gamma_2} \right] \right)^{-1} \right\| \\ & \times \sup_{\gamma_1, \gamma_2 \in \Theta_0} \left\| \frac{1}{n} \sum_{i=1}^n M_{\gamma_1}(X_i) \frac{\partial}{\partial \theta} g(\theta) \Big|_{\theta=\gamma_2} - \mathbb{E} \left[M_{\gamma_1}(X) \frac{\partial}{\partial \theta} g(\theta) \Big|_{\theta=\gamma_2} \right] \right\| \\ & \times \sup_{\gamma_1, \gamma_2 \in \Theta_0} \left\| \left(\frac{1}{n} \sum_{i=1}^n M_{\gamma_1}(X_i) \frac{\partial}{\partial \theta} g(\theta) \Big|_{\theta=\gamma_2} \right)^{-1} \right\| \\ & \times \sup_{\gamma_1, \gamma_2 \in \Theta_0} \left\| \frac{1}{n} \sum_{i=1}^n \frac{\partial}{\partial \theta} M_{\theta}(X_i) g(\gamma_2) \Big|_{\theta=\gamma_1} \right\| \\ & = V^{(1)} \times V_n^{(2)} \times V_n^{(3)} \times V_n^{(4)}. \end{aligned}$$

We have $V^{(1)} < \infty$ by Assumptions 2.15(c),(d). Moreover, $V_n^{(2)}$ converges almost surely to 0 due to Assumption 2.15(d). This implies as well that there exists a sequence of sets C_n with $\mathbb{P}(C_n) \rightarrow 1$ such that $\frac{1}{n} \sum_{i=1}^n M_{\gamma_1}(X_i) \frac{\partial}{\partial \theta} g(\theta) \Big|_{\theta=\gamma_2}$ is invertible for all $\omega \in C_n$ and $\gamma_1, \gamma_2 \in \Theta_0$. We now tackle $V_n^{(3)}$. An application of a standard inequality for the spectral norm yields

$$\begin{aligned} V_n^{(3)} & \leq \sup_{\gamma_1, \gamma_2 \in \Theta_0} \left| \det \left(\frac{1}{n} \sum_{i=1}^n M_{\gamma_1}(X_i) \frac{\partial}{\partial \theta} g(\theta) \Big|_{\theta=\gamma_2} \right) \right|^{-1} \left\| \frac{1}{n} \sum_{i=1}^n M_{\gamma_1}(X_i) \frac{\partial}{\partial \theta} g(\theta) \Big|_{\theta=\gamma_2} \right\|^{p-1} \\ & \leq \left(\inf_{\gamma_1, \gamma_2 \in \Theta_0} \left| \det \left(\frac{1}{n} \sum_{i=1}^n M_{\gamma_1}(X_i) \frac{\partial}{\partial \theta} g(\theta) \Big|_{\theta=\gamma_2} \right) \right| \right)^{-1} \left(\sup_{\gamma_3, \gamma_4 \in \Theta_0} \left\| \frac{1}{n} \sum_{i=1}^n M_{\gamma_3}(X_i) \frac{\partial}{\partial \theta} g(\theta) \Big|_{\theta=\gamma_4} \right\| \right)^{p-1}. \end{aligned}$$

For $\omega \in C_n$ we have that the infimum above is always strictly positive. The supremum can be bounded as follows:

$$\begin{aligned} & \sup_{\gamma_3, \gamma_4 \in \Theta_0} \left\| \frac{1}{n} \sum_{i=1}^n M_{\gamma_3}(X_i) \frac{\partial}{\partial \theta} g(\theta) \Big|_{\theta=\gamma_4} \right\| \\ & \leq \sup_{\gamma_1, \gamma_2 \in \Theta_0} \left\| \frac{1}{n} \sum_{i=1}^n M_{\gamma_1}(X_i) \frac{\partial}{\partial \theta} g(\theta) \Big|_{\theta=\gamma_2} - \mathbb{E} \left[M_{\gamma_1}(X) \frac{\partial}{\partial \theta} g(\theta) \Big|_{\theta=\gamma_2} \right] \right\| + \sup_{\gamma_1, \gamma_2 \in \Theta_0} \left\| \mathbb{E} \left[M_{\gamma_1}(X) \frac{\partial}{\partial \theta} g(\theta) \Big|_{\theta=\gamma_2} \right] \right\|, \end{aligned}$$

where the first term converges to 0 almost surely and the second term is bounded by Assumptions 2.15(c),(d). We conclude that $V_n^{(3)}$ is bounded with probability converging to 1 (take $\omega \in B_n \cap C_n$). We can proceed with $V_n^{(4)}$ in a similar way. This entails that for all $\omega \in B_n \cap C_n$ we have $\|K_n^{(1)} - K_n^{(2)}\| \rightarrow 0$. We continue and define

$$K_n^{(3)} = \int_0^1 \left(\mathbb{E} \left[M_{a_t}(X) \frac{\partial}{\partial \theta} g(\theta) \Big|_{\theta=\theta_0} \right] \right)^{-1} \left(\frac{1}{n} \sum_{i=1}^n \frac{\partial}{\partial \theta} M_\theta(X_i) g(L_n(a_t)) \Big|_{\theta=a_t} \right) dt.$$

Direct calculations give

$$\begin{aligned} \|K_n^{(2)} - K_n^{(3)}\| &\leq \int_0^1 \left\| \left(\mathbb{E} \left[M_{a_t}(X) \frac{\partial}{\partial \theta} g(\theta) \Big|_{\theta=L_n(a_t)} \right] \right)^{-1} - \left(\mathbb{E} \left[M_{a_t}(X) \frac{\partial}{\partial \theta} g(\theta) \Big|_{\theta=\theta_0} \right] \right)^{-1} \right\| \\ &\quad \times \left\| \frac{1}{n} \sum_{i=1}^n \frac{\partial}{\partial \theta} M_\theta(X_i) g(L_n(a_t)) \Big|_{\theta=a_t} \right\| dt. \end{aligned}$$

Then, with dominated convergence, the continuity of $\frac{\partial}{\partial \theta} g(\theta)$ and the matrix inversion, and Theorem 2.3, we conclude that $\|K_n^{(2)} - K_n^{(3)}\| \rightarrow 0$ on B_n . Next, we take

$$K_n^{(4)} = \int_0^1 \left(\mathbb{E} \left[M_{a_t}(X) \frac{\partial}{\partial \theta} g(\theta) \Big|_{\theta=\theta_0} \right] \right)^{-1} \mathbb{E} \left[\frac{\partial}{\partial \theta} M_\theta(X) g(\theta_0) \Big|_{\theta=a_t} \right] dt.$$

With similar techniques as before, it is not difficult to see that we have $\|K_n^{(3)} - K_n^{(4)}\| \rightarrow 0$ on B_n . Moreover, since we have $\mathcal{A}_{\theta_1} f_{\theta_2}(x) = M_{\theta_2}(x) g(\theta_1)$, $\theta_1, \theta_2 \in \Theta$, we know the integrand in $K_n^{(4)}$ is just the derivative of the constant function which maps any $\theta \in \Theta_0$ to θ_0 and is therefore equal to 0 for any $t \in [0, 1]$. Therefore, $K_n^{(4)} = 0$ and together with all preceding calculations we have shown $\|K_n^{(1)}\| \rightarrow 0$ on $B_n \cap C_n$. Hence we know that there exists a sequence of sets A_n with $\mathbb{P}(A_n) \rightarrow 1$ such that $K_n^{(1)} \leq 1$ on A_n , and the function L_n is a contraction on Θ_0 for each $\omega \in A_n$. Since the MLE is the unique fixed point of L_n and will fall into Θ_0 with probability converging to 1 by Assumption 2.15(a), the Banach fixed point theorem yields the claim. \square

3 Applications

The objective of this section is twofold. First, we give examples and establish small sample performance of our asymptotically efficient estimators obtained in Section 2.2. Secondly, by choosing suitable test functions, we propose alternatives to moment estimation that are as simple and improve significantly in terms of asymptotic variance. We stress that for all examples, if not explicitly stated differently, we suppose that $\{X_n, n \in \mathbb{Z}\}$ is i.i.d. However, with Example 3.11 we also consider a case of dependent data. In Section 3.4, we work out the conditions for the existence of the MLE and show that the assumptions from Theorem 2.16 are satisfied. We emphasise that all Stein operators in the next section are obtained with the density approach (2) and thus Assumption (ii) of Theorem 2.12 is always satisfied.

3.1 Gamma distribution

The density of the gamma distribution $\Gamma(\alpha, \beta)$ with parameter $\theta = (\alpha, \beta)$, $\alpha, \beta > 0$, is given by

$$p_\theta(x) = \frac{\beta^\alpha}{\Gamma(\alpha)} x^{\alpha-1} e^{-\beta x}, \quad x > 0.$$

Motivated by the Stein kernel we choose $\tau_\theta(x) = x$. Since $\mathbb{E}[X] = \alpha/\beta$, a Stein operator is given by

$$\mathcal{A}_\theta f(x) = x f'(x) + (\alpha - \beta x) f(x)$$

(see also [18]). Since we have two unknown parameters we choose two different test functions f_1, f_2 . We arrive at

$$\begin{cases} \overline{X f_1(X)}\beta - \overline{f_1(X)}\alpha = \overline{X f_1'(X)} \\ \overline{X f_2(X)}\beta - \overline{f_2(X)}\alpha = \overline{X f_2'(X)}, \end{cases}$$

and obtain the estimators

$$\begin{aligned} \hat{\alpha}_n &= \frac{\overline{X f_2(X)} \overline{X f_1'(X)} - \overline{X f_1(X)} \overline{X f_2'(X)}}{\overline{X f_1(X)} \overline{f_2(X)} - \overline{f_1(X)} \overline{X f_2(X)}}, \\ \hat{\beta}_n &= \frac{\overline{f_2(X)} \overline{X f_1'(X)} - \overline{f_1(X)} \overline{X f_2'(X)}}{\overline{X f_1(X)} \overline{f_2(X)} - \overline{f_1(X)} \overline{X f_2(X)}}. \end{aligned}$$

By choosing $f_1(x) = 1$ and $f_2(x) = x$ we retrieve the moment estimator $\hat{\theta}_n^{\text{MO}} = (\hat{\alpha}_n^{\text{MO}}, \hat{\beta}_n^{\text{MO}})$ given by

$$\hat{\alpha}_n^{\text{MO}} = \frac{\overline{X^2}}{\overline{X^2} - \overline{X}^2} \quad \text{and} \quad \hat{\beta}_n^{\text{MO}} = \frac{\overline{X}}{\overline{X^2} - \overline{X}^2}.$$

Moreover, by choosing $f_1(x) = 1$ and $f_2(x) = \log x$ we obtain the logarithmic estimators

$$\hat{\alpha}_n^{\text{LOG}} = \frac{\overline{X}}{\overline{X \log X} - \overline{X} \overline{\log X}} \quad \text{and} \quad \hat{\beta}_n^{\text{LOG}} = \frac{1}{\overline{X \log X} - \overline{X} \overline{\log X}}, \quad (14)$$

which show a behaviour close to asymptotic efficiency and were obtained through the generalised gamma distribution in [64] (see also [63] for an earlier reference). We also recover the estimators proposed in [63] by choosing $f_1(x) = 1$ and $f_2(x) = x^k$, $k \in \mathbb{N}$.

The MLE $\hat{\theta}_n^{\text{ML}} = (\hat{\alpha}_n^{\text{ML}}, \hat{\beta}_n^{\text{ML}})$ is defined through the equations

$$\log(\hat{\alpha}_n^{\text{ML}}) - \psi(\hat{\alpha}_n^{\text{ML}}) = \log(\overline{X}) - \overline{\log X} \quad \text{and} \quad \hat{\beta}_n^{\text{ML}} = \frac{\hat{\alpha}_n^{\text{ML}}}{\overline{X}},$$

where $\psi(\cdot)$ denotes the digamma function. It is not difficult to see that a unique solution to the latter equations exists almost surely. Let us now study the two-step Stein estimator from Section 2.2. For this purpose, we recall that the cdf of the gamma distribution is given by

$$P_\theta(x) = \frac{\gamma(\alpha, \beta x)}{\Gamma(\alpha)},$$

where $\gamma(\cdot, \cdot)$ is the lower incomplete gamma function. With this formula at hand, we can calculate the optimal functions, which are given by

$$\begin{aligned} f_\theta^{(1)}(x) &= \frac{e^{\beta x}}{(\beta x)^\alpha} \left(\gamma(\alpha, x\beta) (\log(\beta x) - \psi(\alpha)) - \frac{(\beta x)^\alpha}{\alpha^2} {}_2F_2(\alpha, \alpha; 1 + \alpha, 1 + \alpha; -\beta x) \right), \\ f_\theta^{(2)}(x) &= 1/\beta \end{aligned}$$

(here and throughout ${}_2F_2$ denotes the generalised hypergeometric function). We give some details regarding the computation of $f_\theta^{(1)}$. First note that

$$\frac{\partial}{\partial \alpha} \frac{\gamma(\alpha, \beta x)}{\Gamma(\alpha)} = \frac{1}{\Gamma(\alpha)} \left(\int_0^{\beta x} \log(t) t^{\alpha-1} e^{-t} dt - \psi(\alpha) \gamma(\alpha, \beta x) \right).$$

The integral in the expression above evaluates to

$$\begin{aligned}
& \sum_{k=0}^{\infty} \frac{(-1)^k}{k!} \int_0^{\beta x} \log(t) t^{\alpha+k-1} dt \\
&= \sum_{k=0}^{\infty} \frac{(-1)^k}{k!} \frac{(\beta x)^{\alpha+k} ((\alpha+k) \log(\beta x) - 1)}{(\alpha+k)^2} \\
&= \log(\beta x) \sum_{k=0}^{\infty} \frac{(-1)^k}{k!} \frac{(\beta x)^{\alpha+k}}{\alpha+k} - \sum_{k=0}^{\infty} \frac{(-1)^k}{k!} \frac{(\beta x)^{\alpha+k}}{(\alpha+k)^2} \\
&= \log(\beta x) \int_0^{\beta x} \sum_{k=0}^{\infty} \frac{(-1)^k}{k!} t^{\alpha+k-1} dt - \frac{(\beta x)^\alpha}{\alpha^2} {}_2F_2(\alpha, \alpha; 1+\alpha, 1+\alpha; -\beta x) \\
&= \log(\beta x) \gamma(\alpha, \beta x) - \frac{(\beta x)^\alpha}{\alpha^2} {}_2F_2(\alpha, \alpha; 1+\alpha, 1+\alpha; -\beta x).
\end{aligned}$$

We consider a consistent first-step estimator which satisfies Assumption 2.10(a) and Assumption (i) of Theorem 2.12 (for example (14)). By studying the asymptotic behaviour of $f_\theta^{(1)}(x)$ and using its continuity in x , one easily observes that $f_\theta^{(1)} \in \mathcal{F}$ and that Assumption (iii) of Theorem 2.12 is satisfied (see [53, Section 16.11] for the asymptotic behaviour of generalised hypergeometric functions of large argument). Regarding Assumption 2.10(c), we have $g(\theta) = (\alpha, \beta, 1)^\top$ and

$$M_\theta(x) = \begin{pmatrix} f_\theta^{(1)}(x) & -x f_\theta^{(1)}(x) & x (f_\theta^{(1)})'(x) \\ f_\theta^{(2)}(x) & -x f_\theta^{(2)}(x) & x (f_\theta^{(2)})'(x) \end{pmatrix}.$$

Therefore, one obtains

$$M_\theta(x) \frac{\partial}{\partial \theta} g(\theta) = \begin{pmatrix} f_\theta^{(1)}(x) & -x f_\theta^{(1)}(x) \\ f_\theta^{(2)}(x) & -x f_\theta^{(2)}(x) \end{pmatrix}.$$

Notice that for $X \sim \mathbb{P}_{\theta_0}$, we have that $\mathbb{E}[\frac{\partial}{\partial \theta} \log p_\theta(X) |_{\theta_0}] = 0$, which is equivalent to

$$\begin{pmatrix} \mathbb{E}[f_{\theta_0}^{(1)}(X)] & -\mathbb{E}[X f_{\theta_0}^{(1)}(X)] \\ \mathbb{E}[f_{\theta_0}^{(2)}(X)] & -\mathbb{E}[X f_{\theta_0}^{(2)}(X)] \end{pmatrix} \begin{pmatrix} \alpha_0 \\ \beta_0 \end{pmatrix} = \begin{pmatrix} -\mathbb{E}[X (f_{\theta_0}^{(1)})'(X)] \\ -\mathbb{E}[X (f_{\theta_0}^{(2)})'(X)] \end{pmatrix}$$

and implies that $\mathbb{E}[M_{\theta_0}(X) \frac{\partial}{\partial \theta} g(\theta) |_{\theta_0}]$ is invertible. Additionally, we notice that the map $\theta \mapsto M_\theta(x)$ is continuously differentiable for all $x > 0$. Let us now tackle Assumption 2.10(d). Note that it suffices to consider the absolute value of each matrix entry of $M_\theta(x)$ resp. $\frac{\partial}{\partial \theta} \text{vec}(M_\theta(x))$. We start by looking for a dominating function for $f_\theta^{(1)}$ with respect to some neighbourhood of θ_0 . We observe $f_\theta^{(1)}(x) = O(\log x)$ as $x \rightarrow 0$, and calculate that, for any $\theta \in \Theta$,

$$\lim_{x \downarrow 0} \frac{f_\theta^{(1)}(x)}{\log x} = \frac{1}{\alpha} \quad \text{as well as} \quad \lim_{x \rightarrow \infty} \frac{f_\theta^{(1)}(x)}{\log x} = 0.$$

One can see from the series expansion of the incomplete lower gamma function

$$\gamma(\alpha, \beta x) = (\beta x)^\alpha \sum_{k=0}^{\infty} \frac{(-1)^k \beta^k}{k! (\alpha+k)} x^k$$

that

$$f_\theta^{(1)}(x) = e^{\beta x} \left((\log(\beta x) - \psi(\alpha)) \sum_{k=0}^{\infty} \frac{(-1)^k \beta^k}{k! (\alpha+k)} x^k - \sum_{k=0}^{\infty} \frac{(-1)^k \beta^k}{k! (\alpha+k)^2} x^k \right),$$

whereby the two sums above decrease faster than $\exp(-\beta x)$. Therefore, with the joint continuity of the map $(x, \theta) \mapsto f_\theta^{(1)}(x)$ and the compactification $\iota : (0, \infty) \rightarrow (0, 1)$, $x \mapsto 1/(1+x^2)$ we see that there is a $K > 0$ such that, for any compact neighbourhood $\Theta' \subset \Theta$ of θ_0 ,

$$\sup_{x>0} \sup_{\theta \in \Theta'} \left| \frac{f_\theta^{(1)}(x)}{\log x} \right| \leq \sup_{x \in [0,1]} \sup_{\theta \in \Theta'} \left| \frac{f_\theta^{(1)}(\iota^{-1}(x))}{\log(\iota^{-1}(x))} \right| \leq K$$

(in the expression on the right-hand side we take the limit for $x = 0$ or $x = 1$). This implies that, for each $x > 0$,

$$\sup_{\theta \in \Theta'} |f_\theta^{(1)}(x)| = \sup_{\theta \in \Theta'} |\log x| \left| \frac{f_\theta^{(1)}(x)}{\log x} \right| \leq |\log x| K,$$

which is integrable with respect to any gamma distribution. The reasoning for all other entries of $M_\theta(x)$ is the same, for completeness we give the corresponding functions, derivatives and limits for $f_\theta^{(1)}$; the respective arguments for $f_\theta^{(2)}$ are trivial. We have

$$\begin{aligned} \frac{\partial}{\partial \alpha} f_\theta^{(1)}(x) &= \frac{e^{\beta x}}{(\beta x)^\alpha} \left(2(\beta x)^\alpha / \alpha^3 {}_3F_3(\alpha, \alpha, \alpha; 1 + \alpha, 1 + \alpha, 1 + \alpha; -\beta x) - \psi'(\alpha) \gamma(\alpha, x\beta) \right. \\ &\quad \left. - (\log(\beta x) - \psi(\alpha)) (\beta x)^\alpha {}_2F_2(\alpha, \alpha; 1 + \alpha, 1 + \alpha; -\beta x) / \alpha^2 \right), \\ \frac{\partial}{\partial \beta} f_\theta^{(1)}(x) &= \frac{1}{\alpha^2 \beta} \left(e^{\beta x} (\alpha - \beta x) {}_2F_2(\alpha, \alpha; 1 + \alpha, 1 + \alpha; -\beta x) \right. \\ &\quad \left. + \alpha^2 (\log(\beta x) - \psi(\alpha)) (1 - e^{\beta x} (\beta x)^{-\alpha} (\alpha - \beta x) \gamma(\alpha, \beta x)) \right), \end{aligned}$$

with

$$\lim_{x \downarrow 0} \frac{\frac{\partial}{\partial \alpha} f_\theta^{(1)}(x)}{\log x} = -\frac{1}{\alpha^2}, \quad \lim_{x \rightarrow \infty} \frac{\frac{\partial}{\partial \alpha} f_\theta^{(1)}(x)}{\log x} = 0, \quad \lim_{x \downarrow 0} \frac{\partial}{\partial \beta} f_\theta^{(1)}(x) = \frac{1}{\alpha \beta}, \quad \lim_{x \rightarrow \infty} \frac{\partial}{\partial \beta} f_\theta^{(1)}(x) = 0$$

(the limits can be obtained as before by considering the appropriate series expansions; we omit the details). Further, we calculate the derivative with respect to x :

$$\begin{aligned} (f_\theta^{(1)})'(x) &= \frac{1}{\alpha^2 x} \left(e^{\beta x} (\alpha - \beta x) {}_2F_2(\alpha, \alpha; 1 + \alpha, 1 + \alpha; -\beta x) \right. \\ &\quad \left. + \alpha^2 (\log(\beta x) - \psi(\alpha)) (1 - e^{\beta x} (\beta x)^{-\alpha} (\alpha - \beta x) \gamma(\alpha, \beta x)) \right), \end{aligned}$$

and have

$$\lim_{x \downarrow 0} x (f_\theta^{(1)})'(x) = \frac{1}{\alpha} \quad \text{and} \quad \lim_{x \rightarrow \infty} x (f_\theta^{(1)})'(x) = 0.$$

Moreover, for the derivatives with respect to the parameters we have

$$\begin{aligned} x \frac{\partial}{\partial \alpha} (f_\theta^{(1)})'(x) &= -\psi'(x) + e^{\beta x} \left(\frac{1}{\alpha^3} \left(\alpha {}_2F_2(\alpha, \alpha; 1 + \alpha, 1 + \alpha; -\beta x) (1 + (\alpha - \beta x) \log(\beta x) - (\alpha - \beta x) \psi(\alpha)) \right. \right. \\ &\quad \left. \left. - 2(\alpha - \beta x) {}_3F_3(\alpha, \alpha, \alpha; 1 + \alpha, 1 + \alpha, 1 + \alpha; -\beta x) \right) \right. \\ &\quad \left. + (x\beta)^{-\alpha} \gamma(\alpha, \beta x) ((\alpha - \beta x) \psi'(\alpha) + \psi(\alpha) - \log(\beta x)) \right), \\ x \frac{\partial}{\partial \beta} (f_\theta^{(1)})'(x) &= \frac{1}{\beta} \left(1 - \frac{e^{\beta x}}{\alpha^2} (\beta x + (\alpha - \beta x)^2) {}_2F_2(\alpha, \alpha; 1 + \alpha, 1 + \alpha; -\beta x) - (\alpha - \beta x) \log(\beta x) \right. \\ &\quad \left. + e^{\beta x} (\beta x)^{-\alpha} (\beta x + (\alpha - \beta x)^2) \gamma(\alpha, \beta x) (\log(\beta x) - \psi(\alpha)) + \psi(\alpha) (\alpha - \beta x) \right), \end{aligned}$$

with corresponding asymptotic behaviour

$$\lim_{x \downarrow 0} x \frac{\partial}{\partial \alpha} (f_\theta^{(1)})'(x) = -\frac{1}{\alpha^2}, \quad \lim_{x \rightarrow \infty} x \frac{\partial}{\partial \alpha} (f_\theta^{(1)})'(x) = 0, \quad \lim_{x \downarrow 0} x \frac{\partial}{\partial \beta} (f_\theta^{(1)})'(x) = 0, \quad \lim_{x \rightarrow \infty} x \frac{\partial}{\partial \beta} (f_\theta^{(1)})'(x) = 0.$$

Hence, Assumption 2.10(d) holds. Note that we can express the derivative of $f_\theta^{(1)}$ in terms of the function itself:

$$\begin{aligned} (f_\theta^{(1)})'(x) &= \frac{p_\theta(x)\tau_\theta(x)\left(\frac{\partial}{\partial \alpha} p_\theta(x)\right) - \left(\frac{\partial}{\partial \alpha} P_\theta(x)\right)(p_\theta(x)\tau_\theta(x))'}{(p_\theta(x)\tau_\theta(x))^2} \\ &= \frac{\frac{\partial}{\partial \alpha} \log p_\theta(x)}{\tau(x)} - (\log(p_\theta(x)\tau_\theta(x)))' f_\theta^{(1)}(x) \\ &= \frac{\log \beta - \psi(\alpha) + \log x}{x} - \left(\frac{\alpha}{x} - \beta\right) f_\theta^{(1)}(x). \end{aligned} \tag{15}$$

Here, we take $\hat{\theta}_n^{\text{LOG}}$ as a first-step estimate and denote the resulting two-step estimator by $\hat{\theta}_n^{\text{ST}}$. Taking into account the results from the previous paragraph, we apply Theorems 2.11 and 2.12 and deduce (strong) consistency and asymptotic efficiency of $\hat{\theta}_n^{\text{ST}}$. We performed a competitive simulation study implemented in R, in which we included the moment estimator $\hat{\theta}_n^{\text{MO}}$, the MLE $\hat{\theta}_n^{\text{ML}}$, the logarithmic estimator $\hat{\theta}_n^{\text{LOG}}$, as well as the Stein estimator $\hat{\theta}_n^{\text{ST}}$. Concerning the computation of the MLE, we used the Nelder-Mead algorithm implemented in the R function `optim` to calculate the maximum of the log-likelihood function, while the logarithmic estimator served as an initial guess. The two-step Stein estimator requires an evaluation of the function $f_\theta^{(1)}$. For the sake of the latter task, it turns out to be more efficient to calculate the derivative of the cdf with respect to the shape parameter α numerically instead of approximating the (analytical continuation) of the generalised hypergeometric function. We employed the R function `grad` of the R package *numDeriv* [27]. Note that through (15), we are able to avoid the numerically heavy task of evaluating the derivative $(f_\theta^{(1)})'$. Simulation results for sample sizes $n = 20$ and $n = 50$ can be found in Tables 1 and 2. We compared the estimation procedures in terms of bias and mean squared error (MSE). The logarithmic estimator behaves very similarly to the MLE (as already described in [64]) and the Stein estimator shows a performance almost identical to the MLE, which is as expected since the first-step estimator used already gives an estimate close to the true value.

We also considered the minimum Stein discrepancy estimators developed in [6] since they seem to be natural competitors as the discrepancy is based on the density approach Stein identity. We chose the estimator obtained through a reproducing kernel Hilbert space with the Gaussian kernel $(s, t) \mapsto \exp(-|s - t|^2/2)$ which yields the estimator $\hat{\theta}_n^{\text{MSK}} = (\hat{\alpha}_n^{\text{MSK}}, \hat{\beta}_n^{\text{MSK}})$ given through

$$\begin{aligned} \hat{\theta}_n^{\text{MSK}} &= \underset{\alpha, \beta > 0}{\text{argmin}} \frac{1}{n(n-1)} \sum_{i \neq j} \exp(-|X_i - X_j|^2/2) \\ &\quad \times \left(X_i^2(2X_j^2 - \alpha) - X_i^3 X_j + \alpha(\alpha - X_j^2 - X_j\beta) + X_i(X_j(1 + 2\alpha + \beta^2) - X_j^3 - \alpha\beta) \right). \end{aligned}$$

However, a simulation study showed that the latter estimator does not seem to be competitive and the results are therefore not reported in Tables 1 and 2. More precisely, $\hat{\theta}_n^{\text{MSK}}$ is outperformed throughout almost all parameter values in terms of bias and MSE by most estimators that were included in the simulation and does not seem to exist in many cases for certain parameter constellations. We also emphasise that $\hat{\theta}_n^{\text{MSK}}$ requires more computational effort given the double sums in the formula above. Moreover, for certain distributions, the minimum Stein discrepancy estimators necessitate a numerical procedure in cases where the Stein estimator is still explicit (e.g. for the Nakagami distribution, see Section 3.5). This is why we decided to not include the minimum Stein discrepancy estimator in the simulation studies for the examples that follow.

| θ_0 | | Bias | | | | MSE | | | |
|------------|----------|------------------------------|------------------------------|-------------------------------|------------------------------|------------------------------|------------------------------|-------------------------------|------------------------------|
| | | $\hat{\theta}_n^{\text{MO}}$ | $\hat{\theta}_n^{\text{ML}}$ | $\hat{\theta}_n^{\text{LOG}}$ | $\hat{\theta}_n^{\text{ST}}$ | $\hat{\theta}_n^{\text{MO}}$ | $\hat{\theta}_n^{\text{ML}}$ | $\hat{\theta}_n^{\text{LOG}}$ | $\hat{\theta}_n^{\text{ST}}$ |
| (1, 1) | α | 0.274 | 0.141 | 0.149 | 0.14 | 0.327 | 0.159 | 0.167 | 0.159 |
| | β | 0.341 | 0.2 | 0.208 | 0.199 | 0.516 | 0.282 | 0.294 | 0.282 |
| (0.5, 1) | α | 0.184 | 0.061 | 0.068 | 0.06 | 0.109 | 0.031 | 0.034 | 0.031 |
| | β | 0.529 | 0.252 | 0.268 | 0.251 | 1.02 | 0.422 | 0.446 | 0.421 |
| (1, 2) | α | 0.279 | 0.147 | 0.154 | 0.146 | 0.321 | 0.164 | 0.169 | 0.164 |
| | β | 0.697 | 0.415 | 0.432 | 0.414 | 2.03 | 1.14 | 1.18 | 1.14 |
| (2, 1) | α | 0.462 | 0.319 | 0.328 | 0.319 | 1.08 | 0.729 | 0.749 | 0.729 |
| | β | 0.263 | 0.19 | 0.194 | 0.19 | 0.35 | 0.246 | 0.252 | 0.246 |
| (4, 5) | α | 0.781 | 0.624 | 0.634 | 0.624 | 3.62 | 2.92 | 2.97 | 2.92 |
| | β | 1.05 | 0.853 | 0.867 | 0.853 | 6.49 | 5.27 | 5.35 | 5.27 |
| (3, 6) | α | 0.624 | 0.481 | 0.488 | 0.48 | 2.19 | 1.69 | 1.72 | 1.69 |
| | β | 1.38 | 1.08 | 1.1 | 1.08 | 10.4 | 8.15 | 8.27 | 8.15 |
| (7, 0.5) | α | 1.32 | 1.17 | 1.18 | 1.17 | 11 | 9.79 | 9.86 | 9.79 |
| | β | 0.098 | 0.088 | 0.088 | 0.088 | 0.06 | 0.054 | 0.054 | 0.054 |
| (0.2, 8) | α | 0.121 | 0.021 | 0.025 | 0.021 | 0.035 | 3.96e-3 | 4.38e-3 | 3.94e-3 |
| | β | 9.19 | 3.84 | 4.05 | 3.83 | 299 | 93.6 | 98.6 | 93.4 |
| (1, 9) | α | 0.282 | 0.15 | 0.157 | 0.149 | 0.333 | 0.166 | 0.173 | 0.166 |
| | β | 3.12 | 1.88 | 1.95 | 1.88 | 41.7 | 23.9 | 24.6 | 23.9 |
| (0.2, 0.1) | α | 0.123 | 0.021 | 0.025 | 0.02 | 0.036 | 4.01e-3 | 4.46e-3 | 3.99e-3 |
| | β | 0.112 | 0.045 | 0.048 | 0.045 | 0.046 | 0.014 | 0.015 | 0.014 |

Table 1: Simulation results for the $\Gamma(\alpha, \beta)$ distribution for $n = 20$ and 10,000 repetitions.

| θ_0 | | Bias | | | | MSE | | | |
|------------|----------|------------------------------|------------------------------|-------------------------------|------------------------------|------------------------------|------------------------------|-------------------------------|------------------------------|
| | | $\hat{\theta}_n^{\text{MO}}$ | $\hat{\theta}_n^{\text{ML}}$ | $\hat{\theta}_n^{\text{LOG}}$ | $\hat{\theta}_n^{\text{ST}}$ | $\hat{\theta}_n^{\text{MO}}$ | $\hat{\theta}_n^{\text{ML}}$ | $\hat{\theta}_n^{\text{LOG}}$ | $\hat{\theta}_n^{\text{ST}}$ |
| (1, 1) | α | 0.114 | 0.055 | 0.058 | 0.054 | 0.095 | 0.042 | 0.044 | 0.042 |
| | β | 0.135 | 0.074 | 0.078 | 0.074 | 0.134 | 0.07 | 0.074 | 0.07 |
| (0.5, 1) | α | 0.081 | 0.023 | 0.026 | 0.023 | 0.034 | 8.83e-3 | 9.53e-3 | 8.81e-3 |
| | β | 0.212 | 0.091 | 0.098 | 0.09 | 0.23 | 0.097 | 0.101 | 0.097 |
| (1, 2) | α | 0.115 | 0.055 | 0.058 | 0.054 | 0.093 | 0.041 | 0.043 | 0.041 |
| | β | 0.276 | 0.153 | 0.16 | 0.153 | 0.518 | 0.283 | 0.292 | 0.282 |
| (2, 1) | α | 0.183 | 0.117 | 0.121 | 0.117 | 0.302 | 0.189 | 0.195 | 0.189 |
| | β | 0.1 | 0.067 | 0.069 | 0.067 | 0.091 | 0.061 | 0.062 | 0.061 |
| (4, 5) | α | 0.306 | 0.249 | 0.25 | 0.249 | 1.07 | 0.831 | 0.846 | 0.831 |
| | β | 0.406 | 0.335 | 0.336 | 0.335 | 1.88 | 1.49 | 1.52 | 1.49 |
| (3, 6) | α | 0.263 | 0.197 | 0.201 | 0.197 | 0.632 | 0.456 | 0.466 | 0.456 |
| | β | 0.573 | 0.44 | 0.447 | 0.439 | 2.93 | 2.19 | 2.23 | 2.19 |
| (7, 0.5) | α | 0.51 | 0.454 | 0.454 | 0.454 | 2.93 | 2.56 | 2.57 | 2.56 |
| | β | 0.038 | 0.034 | 0.034 | 0.034 | 0.016 | 0.014 | 0.014 | 0.014 |
| (0.2, 8) | α | 0.055 | 7.78e-3 | 9.56e-3 | 7.69e-3 | 0.01 | 1.18e-3 | 1.28e-3 | 1.18e-3 |
| | β | 3.33 | 1.21 | 1.29 | 1.21 | 43.1 | 14.3 | 14.9 | 14.3 |
| (1, 9) | α | 0.116 | 0.055 | 0.058 | 0.055 | 0.096 | 0.043 | 0.045 | 0.043 |
| | β | 1.25 | 0.69 | 0.721 | 0.688 | 10.9 | 5.95 | 6.15 | 5.94 |
| (0.2, 0.1) | α | 0.055 | 7.4e-3 | 9.08e-3 | 7.3e-3 | 0.01 | 1.12e-3 | 1.22e-3 | 1.12e-3 |
| | β | 0.042 | 0.015 | 0.016 | 0.015 | 7.1e-3 | 2.34e-3 | 2.44e-3 | 2.34e-3 |

Table 2: Simulation results for the $\Gamma(\alpha, \beta)$ distribution for $n = 50$ and 10,000 repetitions.

3.2 Beta distribution

The density of the beta distribution $B(\alpha, \beta)$ with parameter $\theta = (\alpha, \beta)$, $\alpha, \beta > 0$, is given by

$$p_\theta(x) = \frac{1}{B(\alpha, \beta)} x^{\alpha-1} (1-x)^{\beta-1}, \quad 0 < x < 1,$$

where $B(\cdot, \cdot)$ is the beta function. We apply the Stein kernel approach and take $\tau_\theta(x) = x(1-x)$. With $\mathbb{E}[X] = \frac{\alpha}{\alpha+\beta}$ we conclude that a Stein operator is given by

$$\mathcal{A}_\theta f(x) = x(1-x)f'(x) + (\alpha - (\alpha + \beta)x)f(x)$$

(see also [29]). We choose two test functions f_1, f_2 and retrieve

$$\begin{cases} \overline{X f_1(X)} \beta + \overline{(X-1) f_1(X)} \alpha = \overline{X(1-X) f_1'(X)} \\ \overline{X f_2(X)} \beta + \overline{(X-1) f_2(X)} \alpha = \overline{X(1-X) f_2'(X)}. \end{cases}$$

This leaves us with the estimators

$$\begin{aligned} \hat{\alpha}_n &= \frac{\overline{X f_1(X)} \overline{X(1-X) f_2'(X)} - \overline{X f_2(X)} \overline{X(1-X) f_1'(X)}}{\overline{X f_1(X)} \overline{(X-1) f_2(X)} - \overline{X f_2(X)} \overline{(X-1) f_1(X)}}, \\ \hat{\beta}_n &= \frac{\overline{(X-1) f_2(X)} \overline{X(1-X) f_1'(X)} - \overline{(X-1) f_1(X)} \overline{X(1-X) f_2'(X)}}{\overline{X f_1(X)} \overline{(X-1) f_2(X)} - \overline{X f_2(X)} \overline{(X-1) f_1(X)}}. \end{aligned}$$

By choosing $f_1(x) = 1$ and $f_2(x) = x$ we obtain the moment estimators

$$\hat{\alpha}_n^{\text{MO}} = \frac{\overline{X}(\overline{X} - \overline{X^2})}{\overline{X^2} - \overline{X}^2} \quad \text{and} \quad \hat{\beta}_n^{\text{MO}} = \frac{(1 - \overline{X})(\overline{X} - \overline{X^2})}{\overline{X^2} - \overline{X}^2}.$$

Since the values of the X_i are always between 0 and 1, the moment estimators return positive values with probability 1 and therefore exist almost surely. In addition, by choosing $f_1(x) = 1$ and $f_2(x) = \log(x/(1-x))$, we recover the explicit estimators

$$\begin{aligned} \hat{\alpha}_n^{\text{LOG}} &= \frac{\overline{X}}{\overline{X \log(X/(1-X))} - \overline{X} \overline{\log(X/(1-X))}}, \\ \hat{\beta}_n^{\text{LOG}} &= \frac{(1 - \overline{X})}{\overline{X \log(X/(1-X))} - \overline{X} \overline{\log(X/(1-X))}} \end{aligned}$$

proposed in [54], which show a behaviour close to asymptotic efficiency. Note that the latter estimates are always positive due to a multivariate version of Jensen's inequality and the convexity of the function $(x, y) \mapsto xy$. We remark that the estimator of [54] was also obtained through a version of Stein's method based on a covariance identity. The chosen test functions were motivated by the logarithmic estimator for the gamma distribution (14).

We further consider the MLE $\hat{\theta}_n^{\text{ML}} = (\hat{\alpha}_n^{\text{ML}}, \hat{\beta}_n^{\text{ML}})$ defined as the solution to the following system of equations:

$$\begin{aligned} \psi(\hat{\alpha}_n^{\text{ML}}) - \psi(\hat{\alpha}_n^{\text{ML}} + \hat{\beta}_n^{\text{ML}}) &= \overline{\log X}, \\ \psi(\hat{\beta}_n^{\text{ML}}) - \psi(\hat{\alpha}_n^{\text{ML}} + \hat{\beta}_n^{\text{ML}}) &= \overline{\log(1-X)}. \end{aligned}$$

It is easy to see that the likelihood function of the $B(\alpha, \beta)$ distribution is strictly convex and therefore has a unique maximum characterised by the equations above. However, for some parameter constellations, the MLE can be difficult to compute due to the return of non-finite values for the likelihood function. As in Section 3.1, we study the two-step Stein estimator. The cdf of the Beta distribution is given through

$$P_\theta(x) = \frac{B_x(\alpha, \beta)}{B(\alpha, \beta)},$$

where B_x is the incomplete beta function. We recover

$$f_\theta^{(1)}(x) = x^{-\alpha}(1-x)^{-\beta} \left(B_x(\alpha, \beta)(\psi(\alpha + \beta) - \psi(\alpha) + \log(x)) - \frac{x^\alpha {}_3F_2(\alpha, \alpha, 1 - \beta; \alpha + 1, \alpha + 1; x)}{\alpha^2} \right),$$

and

$$f_\theta^{(2)}(x) = x^{-\alpha} \left(\frac{{}_3F_2(1 - \alpha, \beta, \beta; \beta + 1, \beta + 1; 1 - x)}{\beta^2} - (1-x)^{-\beta} B_{1-x}(\beta, \alpha)(\psi(\alpha + \beta) - \psi(\beta) + \log(1-x)) \right).$$

In this case,

$$M_\theta(x) = \begin{pmatrix} (x-1)f_\theta^{(1)}(x) & xf_\theta^{(1)}(x) & x(x-1)(f_\theta^{(1)})'(x) \\ (x-1)f_\theta^{(2)}(x) & xf_\theta^{(2)}(x) & x(x-1)(f_\theta^{(2)})'(x) \end{pmatrix}$$

and $g(\theta) = (\alpha, \beta, 1)^\top$. The conditions for Theorems 2.11 and 2.12 can be verified in a similar way as in the previous section, so that we can conclude (strong) consistency and asymptotic efficiency for a suitable first-step estimator which we choose to be the logarithmic estimator $\hat{\theta}_n^{\text{LOG}}$. The resulting two-step estimator will be denoted by $\hat{\theta}_n^{\text{ST}}$. As in Section 3.1, we are able to give a formula for the derivatives of the optimal functions. We obtain

$$(f_\theta^{(1)})'(x) = \frac{\psi(\alpha + \beta) - \psi(\alpha) + \log x}{x(1-x)} - \left(\frac{\alpha}{x} - \frac{\beta}{1-x} \right) f_\theta^{(1)}(x)$$

and

$$(f_\theta^{(2)})'(x) = \frac{\psi(\alpha + \beta) - \psi(\beta) + \log(1-x)}{x(1-x)} - \left(\frac{\alpha}{x} - \frac{\beta}{1-x} \right) f_\theta^{(2)}(x).$$

The results of a competitive simulation study can be found in Tables 3 and 4. The MLE is calculated equivalently to the MLE of the gamma distribution with the logarithmic estimator as initial guess. The simulation results are akin to the results for the gamma distribution with the logarithmic estimator, the two-step Stein estimator and the MLE showing a similar behaviour. However, the moment estimator seems to yield good results regarding the bias, whereby it is outperformed in terms of the MSE for most parameter values.

3.3 Student's t -distribution

The density of Student's t -distribution t_μ with $\theta = \mu > 0$ is given by

$$p_\theta(x) = \frac{1}{\sqrt{\mu} B(\mu/2, 1/2)} \left(\frac{\mu}{\mu + x^2} \right)^{(\mu+1)/2}, \quad x \in \mathbb{R}.$$

The Stein kernel is given by $\tau_\theta(x) = x^2 + \mu$ and we have $\mathbb{E}[X] = 0$ whereby we remark that here, $\mathbb{E}[X^k]$ for $X \sim t_\mu$ only exists if $k < \mu$. Hence, a Stein operator is given by

$$\mathcal{A}_\theta f(x) = (x^2 + \mu)f'(x) - (\mu - 1)xf(x)$$

(see also [58]). We choose a test function f_1 which results in the equation

$$(\overline{Xf_1(X)} - \overline{f_1'(X)})\mu = \overline{X^2f_1'(X)} + \overline{Xf_1(X)},$$

through which we obtain the estimator

$$\hat{\mu}_n = \frac{\overline{X^2f_1'(X)} + \overline{Xf_1(X)}}{\overline{Xf_1(X)} - \overline{f_1'(X)}}.$$

| θ_0 | | Bias | | | | MSE | | | |
|------------|----------|------------------------------|------------------------------|-------------------------------|------------------------------|------------------------------|------------------------------|-------------------------------|------------------------------|
| | | $\hat{\theta}_n^{\text{MO}}$ | $\hat{\theta}_n^{\text{ML}}$ | $\hat{\theta}_n^{\text{LOG}}$ | $\hat{\theta}_n^{\text{ST}}$ | $\hat{\theta}_n^{\text{MO}}$ | $\hat{\theta}_n^{\text{ML}}$ | $\hat{\theta}_n^{\text{LOG}}$ | $\hat{\theta}_n^{\text{ST}}$ |
| (1, 1) | α | 0.131 | 0.155 | 0.145 | 0.156 | 0.194 | 0.182 | 0.18 | 0.183 |
| | β | 0.129 | 0.152 | 0.143 | 0.153 | 0.191 | 0.178 | 0.176 | 0.178 |
| (2, 1) | α | 0.329 | 0.346 | 0.328 | 0.347 | 0.949 | 0.85 | 0.838 | 0.851 |
| | β | 0.148 | 0.149 | 0.145 | 0.15 | 0.193 | 0.165 | 0.165 | 0.166 |
| (0.2, 0.5) | α | 0.024 | 0.021 | 0.021 | 0.021 | 9.9e-3 | 4.44e-3 | 4.66e-3 | 4.47e-3 |
| | β | 0.097 | 0.104 | 0.095 | 0.104 | 0.184 | 0.091 | 0.091 | 0.091 |
| (0.5, 5) | α | 0.128 | 0.06 | 0.064 | 0.06 | 0.084 | 0.032 | 0.033 | 0.031 |
| | β | 1.81 | 1.11 | 1.11 | 1.11 | 17.7 | 8.88 | 9.16 | 8.87 |
| (3, 0.4) | α | 1.09 | 0.729 | 0.709 | 0.729 | 7.11 | 3.62 | 3.66 | 3.62 |
| | β | 0.095 | 0.048 | 0.05 | 0.048 | 0.052 | 0.02 | 0.021 | 0.02 |
| (5, 7) | α | 0.809 | 0.85 | 0.834 | 0.851 | 4.93 | 4.96 | 4.93 | 4.96 |
| | β | 1.12 | 1.18 | 1.15 | 1.18 | 9.81 | 9.88 | 9.81 | 9.88 |
| (8, 4) | α | 1.37 | 1.4 | 1.38 | 1.4 | 14.1 | 13.8 | 13.7 | 13.8 |
| | β | 0.646 | 0.661 | 0.649 | 0.661 | 3.2 | 3.14 | 3.12 | 3.14 |
| (0.9, 0.3) | α | 0.191 | 0.192 | 0.175 | 0.192 | 0.379 | 0.269 | 0.262 | 0.269 |
| | β | 0.042 | 0.034 | 0.034 | 0.035 | 0.021 | 0.011 | 0.011 | 0.011 |
| (6, 5) | α | 0.952 | 1.01 | 0.989 | 1.01 | 7.4 | 7.46 | 7.42 | 7.46 |
| | β | 0.792 | 0.84 | 0.822 | 0.84 | 5.02 | 5.06 | 5.03 | 5.06 |
| (4, 4) | α | 0.62 | 0.668 | 0.65 | 0.668 | 3.08 | 3.11 | 3.09 | 3.11 |
| | β | 0.63 | 0.678 | 0.66 | 0.679 | 3.19 | 3.22 | 3.2 | 3.22 |

Table 3: Simulation results for the $B(\alpha, \beta)$ distribution for $n = 20$ and 10,000 repetitions.

| θ_0 | | Bias | | | | MSE | | | |
|------------|----------|------------------------------|------------------------------|-------------------------------|------------------------------|------------------------------|------------------------------|-------------------------------|------------------------------|
| | | $\hat{\theta}_n^{\text{MO}}$ | $\hat{\theta}_n^{\text{ML}}$ | $\hat{\theta}_n^{\text{LOG}}$ | $\hat{\theta}_n^{\text{ST}}$ | $\hat{\theta}_n^{\text{MO}}$ | $\hat{\theta}_n^{\text{ML}}$ | $\hat{\theta}_n^{\text{LOG}}$ | $\hat{\theta}_n^{\text{ST}}$ |
| (1, 1) | α | 0.046 | 0.054 | 0.051 | 0.055 | 0.051 | 0.045 | 0.045 | 0.045 |
| | β | 0.046 | 0.055 | 0.051 | 0.056 | 0.052 | 0.045 | 0.045 | 0.045 |
| (2, 1) | α | 0.116 | 0.126 | 0.119 | 0.126 | 0.257 | 0.227 | 0.227 | 0.227 |
| | β | 0.051 | 0.053 | 0.051 | 0.053 | 0.055 | 0.044 | 0.045 | 0.044 |
| (0.2, 0.5) | α | 9.1e-3 | 8.11e-3 | 8.02e-3 | 8.34e-3 | 3.08e-3 | 1.25e-3 | 1.32e-3 | 1.25e-3 |
| | β | 0.03 | 0.035 | 0.032 | 0.035 | 0.024 | 0.017 | 0.018 | 0.017 |
| (0.5, 5) | α | 0.049 | 0.023 | 0.024 | 0.023 | 0.023 | 8.66e-3 | 9.17e-3 | 8.65e-3 |
| | β | 0.66 | 0.422 | 0.418 | 0.421 | 3.81 | 2.15 | 2.18 | 2.15 |
| (3, 0.4) | α | 0.363 | 0.253 | 0.243 | 0.253 | 1.42 | 0.822 | 0.829 | 0.822 |
| | β | 0.035 | 0.018 | 0.018 | 0.018 | 0.015 | 5.26e-3 | 5.57e-3 | 5.26e-3 |
| (5, 7) | α | 0.277 | 0.293 | 0.287 | 0.293 | 1.24 | 1.23 | 1.23 | 1.23 |
| | β | 0.398 | 0.421 | 0.412 | 0.421 | 2.53 | 2.5 | 2.5 | 2.5 |
| (8, 4) | α | 0.466 | 0.484 | 0.472 | 0.484 | 3.49 | 3.37 | 3.36 | 3.37 |
| | β | 0.226 | 0.234 | 0.229 | 0.235 | 0.825 | 0.789 | 0.789 | 0.789 |
| (0.9, 0.3) | α | 0.067 | 0.069 | 0.063 | 0.069 | 0.081 | 0.059 | 0.06 | 0.059 |
| | β | 0.016 | 0.013 | 0.013 | 0.013 | 6.44e-3 | 2.95e-3 | 3.11e-3 | 2.96e-3 |
| (6, 5) | α | 0.336 | 0.358 | 0.35 | 0.358 | 1.86 | 1.85 | 1.85 | 1.85 |
| | β | 0.278 | 0.296 | 0.289 | 0.296 | 1.29 | 1.28 | 1.27 | 1.28 |
| (4, 4) | α | 0.24 | 0.26 | 0.252 | 0.261 | 0.858 | 0.852 | 0.85 | 0.852 |
| | β | 0.238 | 0.259 | 0.251 | 0.259 | 0.857 | 0.852 | 0.849 | 0.853 |

Table 4: Simulation results for the $B(\alpha, \beta)$ distribution for $n = 50$ and 10,000 repetitions.

Supposing the necessary assumptions hold for the test function f_1 , we can apply Theorem 2.5 and calculate the asymptotic variance of $\hat{\mu}_n$. It is given by

$$\frac{\mathbb{E}\left[\left(\frac{x^2+\mu}{\mu-1}f_1'(x) - xf_1(x)\right)^2\right]}{\mathbb{E}\left[\frac{-x^2-1}{(\mu-1)^2}f_1(X_1)\right]^2}.$$

By choosing $f_1(x) = x$ we obtain the moment-type estimator

$$\hat{\mu}_n^{\text{MO}} = \frac{2\overline{X^2}}{\overline{X^2} - 1}, \quad (16)$$

which is only consistent for $\mu > 2$. Our objective here is to propose a completely explicit alternative to the moment estimator that exists also for small values of μ . We recommend to use the test function $f_1(x) = \frac{x}{\kappa+x^2}$ with a tuning parameter $\kappa \in \mathbb{R}$, which gives

$$\hat{m}_n^{\text{ST}}(\kappa) = \frac{\sum_{i=1}^n \left(\frac{\kappa X_i^2 - X_i^4}{(\kappa + X_i^2)^2} + \frac{X_i^2}{\kappa + X_i^2} \right)}{\sum_{i=1}^n \left(\frac{X_i^2}{\kappa + X_i^2} + \frac{\kappa - X_i^2}{(\kappa + X_i^2)^2} \right)}. \quad (17)$$

In Figure 1, the asymptotic variances of the estimators \hat{m}_n^{MO} , \hat{m}_n^{ST1} and the MLE \hat{m}_n^{ML} (which is defined as the parameter value for μ that maximises the log-likelihood function for a given sample) are plotted. Student's t -distribution is a regular probability distribution such that the MLE is asymptotically efficient. We observe that with \hat{m}_n^{ST} and $\kappa = 10$, we achieve a performance which is close to efficiency for values $0 < \mu < 4$. However, for large degree of freedoms, larger values for κ seem to be more suitable. As it can be seen in Figure 1, the Stein estimator \hat{m}_n^{ST} will eventually be outperformed by the moment estimator (16) as μ grows. Here, we forgo a simulation study for small sample performance, which is due to the difficulty of estimating the parameter μ for large degrees of freedoms. As it is widely known, Student's t -distribution converges to the standard normal distribution as $\mu \rightarrow \infty$ and therefore, the pdf's merely differ for large values of μ . This can also be seen by the large asymptotic variance of all estimators in the right image of Figure 1. As a consequence, the finite sample variance of any estimator is very large and makes it difficult to draw concrete conclusions about the performance of estimators. We also mention the possibility to implement the asymptotically efficient two-step Stein estimator. The function $f_\theta^{(1)}(x)$ is complicated since the cdf of Student's t -distribution involves the generalised hypergeometric function, which is why we do not give the formula here explicitly. However, we can express the derivative of the latter in terms of the function itself. We obtain

$$(f_\theta^{(1)})'(x) = \frac{x^2 - 1 + (x^2 + \mu)\left(\psi\left(\frac{\mu}{2} + \frac{1}{2}\right) + \gamma + \log\left(\frac{\mu}{x^2 + \mu}\right)\right) - (x^2 + \mu)\left(\psi\left(\frac{\mu}{2}\right) + \gamma\right)}{2(x^2 + \mu)^2} - \frac{x(1 - \mu)}{x^2 + \mu} f_\theta^{(1)}(x),$$

where γ is the Euler-Mascheroni constant. The necessary assumptions of Theorems 2.11 and 2.12 can be verified as in Section 3.1.

3.4 Lomax distribution

The density of the Lomax distribution $LM(\alpha, \lambda)$ with $\theta = (\alpha, \lambda)$, $\alpha, \lambda > 0$, is given by

$$p_\theta(x) = \frac{\alpha}{\lambda} \left(1 + \frac{x}{\lambda}\right)^{-(\alpha+1)}, \quad x > 0.$$

We find that the choice $\tau_\theta(x) = x + \lambda$ yields a simple Stein operator. Note that here $\mathbb{E}[X^k]$ for $X \sim LM(\alpha, \lambda)$ exists only if $k > \alpha$. Hence, a Stein operator is given by

$$\mathcal{A}_\theta f(x) = (x + \lambda)f'(x) - \alpha f(x).$$

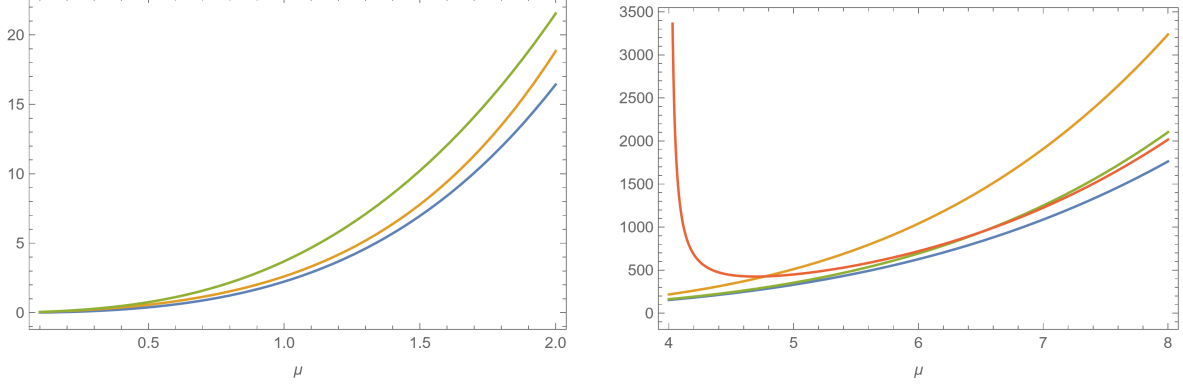


Figure 1: The images report the asymptotic variances of the MLE $\hat{\mu}_n^{\text{ML}}$ (blue), the moment estimator $\hat{\mu}_n^{\text{MO}}$ (red) (16) and the Stein estimator $\hat{\mu}_n^{\text{ST}}$ (17) with tuning parameter $\kappa = 10$ (orange) resp. $\kappa = 100$ (green).

Our Stein estimators for test functions f_1, f_2 are given by

$$\hat{\alpha}_n = \frac{\overline{f_2'(X)} \overline{X f_1'(X)} - \overline{f_1'(X)} \overline{X f_2'(X)}}{\overline{f_1(X)} \overline{f_2'(X)} - \overline{f_1'(X)} \overline{f_2(X)}},$$

$$\hat{\lambda}_n = \frac{\overline{f_2(X)} \overline{X f_1'(X)} - \overline{f_1(X)} \overline{X f_2'(X)}}{\overline{f_1(X)} \overline{f_2'(X)} - \overline{f_1'(X)} \overline{f_2(X)}}.$$

The purpose of this section is to give an example for an application of Theorem 2.16, that is an iterative procedure that generates a sequence of Stein estimators which converges to the MLE. Thereto, we examine the MLE, which we denote by $\hat{\theta}_n^{\text{ML}} = (\hat{\alpha}_n^{\text{ML}}, \hat{\lambda}_n^{\text{ML}})$, and which is given through the equations

$$1 = \left(1 + \left(\frac{1}{n} \sum_{i=1}^n \log(1 + X_i / \hat{\lambda}_n^{\text{ML}})\right)^{-1}\right) \left(\frac{1}{n} \sum_{i=1}^n \frac{X_i}{\hat{\lambda}_n^{\text{ML}} + X_i}\right), \quad (18)$$

$$\hat{\alpha}_n^{\text{ML}} = \left(\frac{1}{n} \sum_{i=1}^n \log(1 + X_i / \hat{\lambda}_n^{\text{ML}})\right)^{-1}. \quad (19)$$

An explicit solution does not exist. We show in the next lemma that the MLE only exists under certain assumptions.

Lemma 3.1. *The MLE for the Lomax distribution $L(\alpha, \lambda)$ exists if and only if $\overline{X^2} - 2\overline{X}^2 > 0$.*

Proof. In [28], it was shown that the likelihood function of the Lomax distribution with respect to an i.i.d. sample is strictly concave. Therefore, it admits at most one global maximum, and since the likelihood function is differentiable, this global maximum (if it exists) is characterised by (18) and (19). Since $\hat{\alpha}_n^{\text{ML}}$ can be expressed explicitly as a function of $\hat{\lambda}_n^{\text{ML}}$, it is clear that the MLE exists if and only if there is a $\hat{\lambda}_n^{\text{ML}}$ that satisfies equation (18). In order to examine the latter condition, we rearrange the equation and get

$$\frac{1}{n} \sum_{i=1}^n \log(1 + X_i / \hat{\lambda}_n^{\text{ML}}) = \left(\frac{1}{n} \sum_{i=1}^n \frac{X_i}{\hat{\lambda}_n^{\text{ML}} + X_i}\right) \left(\frac{1}{n} \sum_{i=1}^n \log(1 + X_i / \hat{\lambda}_n^{\text{ML}}) + 1\right). \quad (20)$$

We define

$$\ell_1(\gamma) = \frac{1}{n} \sum_{i=1}^n \log(1 + \gamma X_i) \quad \text{and} \quad \ell_2(\gamma) = \left(\frac{1}{n} \sum_{i=1}^n \frac{\gamma X_i}{1 + \gamma X_i}\right) \left(\frac{1}{n} \sum_{i=1}^n \log(1 + \gamma X_i) + 1\right),$$

and can rewrite (20) by $\ell_1(1/\hat{\lambda}_n^{\text{ML}}) = \ell_2(1/\hat{\lambda}_n^{\text{ML}})$. We know that for $\gamma > 0$ large enough, we will eventually have $\ell_2(\gamma) > \ell_1(\gamma)$. Moreover, it is an easy task to compute the limits $\lim_{\gamma \rightarrow 0} \ell_{1,2}(\gamma) = 0$ and

$\lim_{\gamma \rightarrow \infty} \ell_{1,2}(\gamma) = \infty$. Furthermore, $\lim_{\gamma \rightarrow 0} \ell'_{1,2}(\gamma) = \bar{X}$. With the concavity of the likelihood function, it is clear that ℓ_1 and ℓ_2 intersect at most once for $\gamma > 0$. By considering the aforementioned limits, this is the case if and only if $\lim_{\gamma \rightarrow 0} \ell''_1(\gamma) > \lim_{\gamma \rightarrow 0} \ell''_2(\gamma)$. Tedious calculations yield $\lim_{\gamma \rightarrow 0} \ell''_1(\gamma) = -\bar{X}^2$ and $\lim_{\gamma \rightarrow 0} \ell''_2(\gamma) = -2\bar{X}^2 + 2\bar{X}^2$, which concludes the proof. \square

In [28], the authors also report difficulties when performing MLE, which is in accordance with Lemma 3.1. It is interesting to see that the MLE exists if and only if the moment estimator $\hat{\lambda}_n^{\text{MO}}$ is positive. We show that the condition for the existence of the MLE above is asymptotically satisfied and therefore complies with Assumption 2.15(a).

Lemma 3.2. *If $X_1, \dots, X_n \sim L(\alpha, \lambda)$, then $\bar{X}^2 - 2\bar{X}^2 > 0$ with probability converging to one.*

Proof. Note that the event $\{\omega \in \Omega \mid \bar{X}^2 - 2\bar{X}^2 > 0\}$ is independent of $\lambda > 0$, and we can therefore assume without loss of generality that $\lambda = 1$. We first treat the case $\alpha > 2$. In this case,

$$\begin{aligned} \mathbb{P}(\bar{X}^2 - 2\bar{X}^2 > 0) &= \mathbb{P}\left(\bar{X}^2 - 2\bar{X}^2 - (\mathbb{E}[X^2] - 2\mathbb{E}[X]^2) > -(\mathbb{E}[X^2] - 2\mathbb{E}[X]^2)\right) \\ &= \mathbb{P}\left(\mathbb{E}[X^2] - 2\mathbb{E}[X]^2 - (\bar{X}^2 - 2\bar{X}^2) < \mathbb{E}[X^2] - 2\mathbb{E}[X]^2\right) \\ &\geq \mathbb{P}\left(\left|\mathbb{E}[X^2] - 2\mathbb{E}[X]^2 - (\bar{X}^2 - 2\bar{X}^2)\right| < \frac{2}{(\alpha - 1)^2(\alpha - 2)}\right), \end{aligned}$$

where $X \sim L(\alpha, 1)$. The last expression converges to 1 due to the strong law of large numbers. Now let $0 < \alpha < 2$, and let $\tilde{X}_1, \dots, \tilde{X}_n \sim L(\tilde{\alpha}, 1)$ be i.i.d. with $\tilde{\alpha} > 2$. By examining the cdf of the Lomax distribution, one realises that X_i and \tilde{X}_i are stochastically ordered, i.e. $X_i < \tilde{X}_i$ for each $i = 1, \dots, n$ with respect to the standard ordering

$$X < Y \quad \text{if and only if} \quad \mathbb{P}(X > x) \leq \mathbb{P}(Y > x) \quad \text{for all } x \in \mathbb{R},$$

where X and Y are two real-valued random variables. We define the function

$$F : \mathbb{R}_+^n \rightarrow \mathbb{R}, (x_1, \dots, x_n) \mapsto \frac{1}{n} \sum_{i=1}^n x_i^2 - 2 \left(\frac{1}{n} \sum_{i=1}^n x_i \right)^2,$$

and have

$$\frac{\partial}{\partial x_j} F(x_1, \dots, x_n) = \frac{2x_j}{n} \left(1 - \frac{2}{n} \sum_{i=1}^n x_i \right).$$

It is clear that for each $x \in \mathbb{R}_+^n$ that satisfies $1 - \frac{2}{n} \sum_{i=1}^n x_i < 0$, the function F is monotonically decreasing in each component. We now define the sequence of sets $A_n, n \in \mathbb{N}$ by $A_n = \{\omega \in \Omega \mid 1 - 2\bar{X} < 0\}$. Then we know that for the conditional distributions we get

$$\frac{1}{n} \sum_{i=1}^n X_i^2 - 2 \left(\frac{1}{n} \sum_{i=1}^n X_i \right)^2 \Big|_{A_n} \succ \frac{1}{n} \sum_{i=1}^n \tilde{X}_i^2 - 2 \left(\frac{1}{n} \sum_{i=1}^n \tilde{X}_i \right)^2 \Big|_{A_n}.$$

With the strong law of large numbers, $1 - 2\bar{X}$ will converge almost surely to $\frac{\alpha-2}{\alpha-1} < 0$ if $1 < \alpha < 2$ and will diverge to $-\infty$ if $0 < \alpha < 1$, as $n \rightarrow \infty$. Hence, we conclude that $\mathbb{P}(A_n) \rightarrow 1$. Now, let $B_n = \{\omega \in \Omega \mid \bar{X}^2 - 2\bar{X}^2 > 0\}$. Then

$$\begin{aligned} \mathbb{P}(B_n) &= \mathbb{P}(B_n \mid A_n)\mathbb{P}(A_n) + \mathbb{P}(B_n \mid \bar{A}_n)\mathbb{P}(\bar{A}_n) \\ &\geq \mathbb{P}\left(\frac{1}{n} \sum_{i=1}^n \tilde{X}_i^2 - 2 \left(\frac{1}{n} \sum_{i=1}^n \tilde{X}_i \right)^2 > 0 \mid A_n\right)\mathbb{P}(A_n) + \mathbb{P}(B_n \mid \bar{A}_n)\mathbb{P}(\bar{A}_n), \end{aligned}$$

which converges to 1 by the first part of the proof. \square

The cdf of the Lomax distribution is given by

$$P_\theta(x) = 1 - \left(1 + \frac{x}{\lambda}\right)^{-\alpha}, \quad x > 0.$$

The optimal functions are therefore

$$f_\theta^{(1)}(x) = \frac{\log\left(1 + \frac{x}{\lambda}\right)}{\alpha} \quad \text{and} \quad f_\theta^{(2)}(x) = -\frac{x}{\lambda(x + \lambda)}.$$

It remains to verify Assumptions 2.15(c), (b) and (d), of which the latter two can be checked easily. For condition (c), we have to show that $\mathbb{E}[M_\theta(X)] \frac{\partial}{\partial \theta} g(\theta)$ is invertible on Θ_0 . We compute

$$M_\theta(x) \frac{\partial}{\partial \theta} g(\theta) = \begin{pmatrix} -f_\theta^{(1)}(x) & (f_\theta^{(1)})'(x) \\ -f_\theta^{(2)}(x) & (f_\theta^{(2)})'(x) \end{pmatrix}$$

and show that the expectation with respect to \mathbb{P}_{θ_0} of the latter matrix is invertible for all $(\alpha_0, \lambda_0) \in \Theta$ and $(\alpha, \lambda) \in \Theta_0$. It suffices to show that the determinant

$$\det\left(\mathbb{E}\left[M_\theta(X) \frac{\partial}{\partial \theta} g(\theta)\right]\right) = \mathbb{E}[(f_\theta^{(1)})'(X)]\mathbb{E}[f_\theta^{(2)}(X)] - \mathbb{E}[(f_\theta^{(2)})'(X)]\mathbb{E}[f_\theta^{(1)}(X)], \quad (21)$$

where $X \sim \mathbb{P}_{\theta_0}$, is always positive. Note first that the derivatives of the optimal functions are given by

$$(f_\theta^{(1)})'(x) = \frac{1}{\alpha} \frac{1}{x + \lambda} \quad \text{and} \quad (f_\theta^{(2)})'(x) = -\frac{1}{(x + \lambda)^2}.$$

Then, by applying dominated and monotone convergence to each expectation in (21), we obtain that the determinant diverges to ∞ as $\lambda \rightarrow 0$ and converges to 0 as $\lambda \rightarrow \infty$. After examining the signs of each expectation, we conclude that the determinant is monotonically decreasing in λ . Moreover, the sign of the determinant is independent of α , since we have dependence only through $f_\theta^{(1)}$, $(f_\theta^{(1)})'$ and $\alpha > 0$. The latter reasoning is true for all $(\alpha_0, \lambda_0) \in \Theta$, and thus Assumption 2.15(c) is verified. In summary, we can apply Theorem 2.16 and state that the iteratively defined sequence of Stein estimators is converging to the MLE with probability converging to 1 as the sample size grows. For the sake of completeness, we also give the asymptotic variance of the MLE, which is the inverse of the Fisher information matrix and given by

$$I_{\text{ML}}^{-1}(\alpha, \lambda) = (\alpha + 1) \begin{pmatrix} (\alpha + 1)\alpha^2 & \lambda(\alpha + 2)\alpha \\ \lambda(\alpha + 2)\alpha & \frac{\lambda^2(\alpha + 1)(\alpha + 2)}{\alpha} \end{pmatrix}.$$

We briefly consider the moment estimators (which are only consistent if $\alpha > 2$ and are obtained through the test functions $f_1(x) = x$ and $f_2(x) = x^2$) given by

$$\hat{\alpha}_n^{\text{MO}} = \frac{2\overline{X^2} - 2\overline{X}^2}{2\overline{X^2} - \overline{X}^2} \quad \text{and} \quad \hat{\lambda}_n^{\text{MO}} = \frac{\overline{X} \overline{X^2}}{\overline{X^2} - 2\overline{X}^2}.$$

It can be seen directly from Lemma 3.1 that the MLE exists if and only if $\hat{\lambda}_n^{\text{MO}}$ is positive. The asymptotic variance of $\hat{\theta}_n^{\text{MO}}$ can be computed explicitly and is given by

$$\frac{\alpha(\alpha - 1)^2}{(\alpha - 3)(\alpha - 4)} \begin{pmatrix} (\alpha - 2)(6 + (\alpha - 1)\alpha) & \lambda(4 + (\alpha - 2)\alpha) \\ \lambda(4 + (\alpha - 2)\alpha) & \frac{\lambda^2(4 + (\alpha - 3)\alpha)}{\alpha - 2} \end{pmatrix}.$$

Note that the latter formula is only valid for $\alpha > 4$. A further discussion on fitting the Lomax distribution is available in [45], although the authors perform simulation studies with contaminated data.

3.5 Nakagami distribution

The density of the Nakagami distribution $NG(m, O)$ with $\theta = (m, O)$, $m, O > 0$, is given by

$$p_\theta(x) = \frac{2m^m}{\Gamma(m)O^m} x^{2m-1} \exp\left(-\frac{m}{O}x^2\right), \quad x > 0.$$

We take $\tau_\theta(x) = Ox$ which yields the Stein operator

$$\mathcal{A}_\theta f(x) = 2m(O - x^2)f(x) + xOf'(x)$$

(see [25]). The Stein estimators for test functions f_1, f_2 are given by

$$\begin{aligned} \hat{m}_n &= \frac{1}{2} \frac{\overline{X^2 f_2(X)} \overline{X f_1'(X)} - \overline{X^2 f_1(X)} \overline{X f_2'(X)}}{\overline{f_2(X)} \overline{X^2 f_1(X)} - \overline{f_1(X)} \overline{X^2 f_2(X)}}, \\ \hat{O}_n &= \frac{\overline{X^2 f_2(X)} \overline{X f_1'(X)} - \overline{X^2 f_1(X)} \overline{X f_2'(X)}}{\overline{f_2(X)} \overline{X f_1'(X)} - \overline{f_1(X)} \overline{X f_2'(X)}}. \end{aligned}$$

Regarding other estimation methods, we consider the moment estimator, which we denote by $\hat{\theta}_n^{\text{MO1}} = (\hat{m}_n^{\text{MO1}}, \hat{O}_n^{\text{MO1}})$, and give the first two moments

$$\mathbb{E}[X] = \frac{\Gamma(m + \frac{1}{2})}{\Gamma(m)} \left(\frac{O}{m}\right)^{1/2} \quad \text{and} \quad \mathbb{E}[X^2] = O. \quad (22)$$

As it can be easily seen from (22), \hat{m}_n^{MO1} is not explicit and requires a numerical procedure in order to solve the non-linear equation. Note that we are not able to retrieve these estimators with specific test functions. This can be readily seen since our estimators are always explicit, regardless of the choice of test functions. However, the asymptotic variance of the moment estimator can be calculated explicitly and is given by the matrix $V_{\text{MO1}}(\theta)$ with entries

$$\begin{aligned} (V_{\text{MO1}}(\theta))_{11} &= \frac{m(4m^2 + (m+1)((m)_{1/2})^2 - 4(m)_{1/2}(m)_{3/2})}{((m)_{1/2})^2(2m\psi(m) - 2m\psi(m + \frac{1}{2}) + 1)^2}, \quad (V_{\text{MO1}}(\theta))_{22} = \frac{(m+1)O^2}{m}, \\ (V_{\text{MO1}}(\theta))_{12} &= (V_{\text{MO1}}(\theta))_{21} = \frac{mO}{-2m\psi(m) + 2m\psi(m + \frac{1}{2}) - 1}, \end{aligned}$$

where $(a)_b = \frac{\Gamma(a+1)}{\Gamma(a-b+1)}$ denotes the Pochhammer symbol. In [4], the moment estimators

$$\hat{m}_n^{\text{MO2}} = \frac{\overline{X^2}}{\overline{X^4 - X^2}} \quad \text{and} \quad \hat{O}_n^{\text{MO2}} = \overline{X^2} \quad (23)$$

are proposed (which are obtained through the test functions $f_1(x) = 1$, $f_2(x) = x^2$ in our approach). However, the authors do not calculate the asymptotic variance, which is easily computed through Theorem 2.5, and is given by

$$V_{\text{MO2}}(\theta) = \begin{pmatrix} 2m(m+1) & 0 \\ 0 & \frac{O^2}{m} \end{pmatrix}.$$

The MLE $\hat{\theta}_n^{\text{ML}} = (\hat{m}_n^{\text{ML}}, \hat{O}_n^{\text{ML}})$ is described by

$$\begin{aligned} \log \hat{m}_n^{\text{ML}} - \psi(\hat{m}_n^{\text{ML}}) &= \log \overline{X^2} - 2\log \overline{X}, \\ \hat{O}_n^{\text{ML}} &= \overline{X^2}, \end{aligned} \quad (24)$$

and is unique and exists almost surely. To see that, note that the likelihood function admits exactly one critical point at $(\hat{m}_n^{\text{ML}}, \hat{O}_n^{\text{ML}})$, which can be identified to be a local maximum by the second derivative test. Although the likelihood is not necessarily concave, we know that for each $m > 0$ the function $O \mapsto$

$\sum_{i=1}^n \log p_\theta(X_i)$ has a global maximum at $O = \hat{O}_n^{\text{ML}}$ and the function $m \mapsto \sum_{i=1}^n \log p_{(m, \hat{O}_n^{\text{ML}})}(X_i)$ has a global maximum at $m = \hat{m}_n^{\text{ML}}$, which yields that the local maximum of the likelihood function is also a global maximum. In [42], multiple algorithms for solving the likelihood equation are compared, which boils down to a comparison of approximations of the digamma function. Since we deal with a regular probability distribution, we know that the asymptotic covariance matrix of the MLE is given by the inverse of the Fisher information matrix, which is equal to

$$I_{\text{ML}}^{-1}(\theta) = \begin{pmatrix} \frac{m}{m\psi(m)-1} & 0 \\ 0 & \frac{O^2}{m} \end{pmatrix}.$$

Regarding the Stein estimator, we propose to use the test functions $f_1(x) = 1$ and $f_2(x) = x$, which yield the new estimators

$$\hat{m}_n^{\text{ST1}} = \frac{1}{2} \frac{\overline{X^2} \overline{X}}{\overline{X^3} - \overline{X} \overline{X^2}} \quad \text{and} \quad \hat{O}_n^{\text{ST1}} = \overline{X^2}. \quad (25)$$

An application of a multivariate version of Jensen's inequality gives that both estimates in (25) are always positive, whereas the (modified) moment estimators (23) may not exist for small sample sizes. With Theorem 2.5, we compute the asymptotic variance of the Stein estimator, and obtain V_{ST1} with entries

$$(V_{\text{ST1}}(\theta))_{11} = \frac{m(5+4m)\Gamma(1+m)^2}{\Gamma(1/2+m)^2} - m(1+2m)^2, \quad (V_{\text{ST1}}(\theta))_{12} = (V_{\text{ST1}}(\theta))_{21} = 0, \quad (V_{\text{ST1}}(\theta))_{22} = \frac{O^2}{m}.$$

Lastly, we consider the two-step Stein estimator, which we denote by $\hat{\theta}_n^{\text{ST2}} = (\hat{m}_n^{\text{ST2}}, \hat{O}_n^{\text{ST2}})$. The optimal functions are given by

$$\begin{aligned} f_\theta^{(1)}(x) &= \frac{1}{2m^3 x^{2m}} \left(\frac{O}{m}\right)^{m-1} \left(\left(\frac{mx^2}{O}\right)^m \left(m - \exp\left(\frac{mx^2}{O}\right) {}_2F_2\left(m, m; m+1, m+1; -\frac{mx^2}{O}\right)\right) \right. \\ &\quad \left. + m^2 \exp\left(\frac{mx^2}{O}\right) \gamma\left(m, \frac{mx^2}{O}\right) \left(\log\left(\frac{mx^2}{O}\right) - \psi(m)\right) \right), \\ f_\theta^{(2)}(x) &= -\frac{1}{2O^2}. \end{aligned}$$

Once again the derivatives can be expressed in terms of the original functions. We obtain

$$(f_\theta^{(1)})'(x) = \frac{1 - \frac{x^2}{O} + \log\left(\frac{mx^2}{O}\right) - \psi(m)}{Ox} - m\left(\frac{2}{x} - \frac{2x}{O}\right) f_\theta^{(1)}(x).$$

Analogous to the gamma distribution in Section 3.1, the necessary assumptions for Theorems 2.11 and 2.12 can be verified and the latter two theorems are applicable for a suitable first-step estimator, which we choose to be the explicit Stein estimator $\hat{\theta}_n^{\text{ST1}}$. By studying the corresponding asymptotic covariance matrix, it is evident that the moment estimators (22) perform poorly, which is why we excluded the latter below. In Figure 2, the asymptotic variances of the (modified) moment estimator, the MLE and the Stein estimator \hat{m}_n^{ST1} of m are plotted for a range of values of m_0 . Note that the estimators for O coincide for all considered estimation methods. We observe that we improve on the (modified) moment estimator in terms of asymptotic variance but do not reach efficiency. To our knowledge, \hat{m}_n^{ST1} is the best (in terms of asymptotic variance) explicit estimator available for the parameter m of the Nakagami distribution. Therefore, we recommend using the estimates of the explicit Stein estimator as a starting value for other procedures, for example the MLE. We also performed a simulation study, whose results are reported in Tables 5 and 6. Here, we also included the asymptotically efficient two-step Stein estimator $\hat{\theta}_n^{\text{ST2}}$ (with first-step estimator $\hat{\theta}_n^{\text{ST1}}$). The (modified) moment estimator served as an initial guess for the MLE. We notice that the MLE seems to be globally the best, followed by the two-step Stein estimator and the explicit Stein estimator. The (modified) moment estimator is clearly outperformed for most parameter constellations in terms of bias and MSE. Moreover, we find that the estimator \hat{m}_n^{ST2} seems to break down completely for $(m_0, O_0) = (2, 5)$. Furthermore, we found the function $f_\theta^{(1)}$ to be numerically hard to evaluate when $m_0 < 1/2$, which is why we excluded the latter case from the simulation study.

| θ_0 | | Bias | | | | MSE | | | |
|------------|-----|-------------------------------|------------------------------|-------------------------------|-------------------------------|-------------------------------|------------------------------|-------------------------------|-------------------------------|
| | | $\hat{\theta}_n^{\text{MO2}}$ | $\hat{\theta}_n^{\text{ML}}$ | $\hat{\theta}_n^{\text{ST1}}$ | $\hat{\theta}_n^{\text{ST2}}$ | $\hat{\theta}_n^{\text{MO2}}$ | $\hat{\theta}_n^{\text{ML}}$ | $\hat{\theta}_n^{\text{ST1}}$ | $\hat{\theta}_n^{\text{ST2}}$ |
| (1, 1) | m | 2.23 | 0.146 | 0.198 | 0.191 | 1.29e4 | 0.162 | 0.226 | 0.191 |
| | O | -2.83e-3 | -2.83e-3 | -2.83e-3 | -2.83e-3 | 0.052 | 0.052 | 0.052 | 0.052 |
| (0.8, 1) | m | 0.805 | 0.108 | 0.164 | 0.152 | 444 | 0.092 | 0.143 | 0.129 |
| | O | -2.12e-3 | -2.12e-3 | -2.12e-3 | -2.12e-3 | 0.063 | 0.063 | 0.063 | 0.063 |
| (1.4, 0.8) | m | 0.17 | 0.21 | 0.266 | 0.258 | 1.8e4 | 0.336 | 0.428 | 0.383 |
| | O | -2.75e-3 | -2.75e-3 | -2.75e-3 | -2.75e-3 | 0.023 | 0.023 | 0.023 | 0.023 |
| (3, 5) | m | -2.81 | 0.495 | 0.544 | 0.587 | 7.92 | 1.75 | 1.95 | 2.43 |
| | O | -7.09e-3 | -7.09e-3 | -7.09e-3 | -8.88e-3 | 0.415 | 0.415 | 0.415 | 0.413 |
| (3, 1) | m | 1.7 | 0.48 | 0.531 | 0.528 | 6781 | 1.7 | 1.89 | 1.85 |
| | O | -9.02e-4 | -9.02e-4 | -9.02e-4 | -9.02e-4 | 0.017 | 0.017 | 0.017 | 0.017 |
| (2, 5) | m | -1.83 | 0.32 | 0.379 | 0.975 | 3.36 | 0.72 | 0.864 | 1277 |
| | O | -1.56e-3 | -1.56e-3 | -1.56e-3 | -0.017 | 0.605 | 0.605 | 0.605 | 0.596 |
| (4, 0.5) | m | -6.76 | 0.682 | 0.74 | 0.736 | 47.6 | 3.18 | 3.45 | 3.41 |
| | O | -1.22e-4 | -1.22e-4 | -1.22e-4 | -1.22e-4 | 3.17e-3 | 3.17e-3 | 3.17e-3 | 3.17e-3 |
| (8, 4) | m | -7.71 | 1.37 | 1.41 | 1.41 | 59.4 | 13.3 | 13.7 | 13.6 |
| | O | 2.3e-4 | 2.31e-4 | 2.3e-4 | 2.3e-4 | 0.1 | 0.1 | 0.1 | 0.1 |
| (3, 3) | m | -2.64 | 0.486 | 0.535 | 0.537 | 7 | 1.72 | 1.91 | 1.86 |
| | O | -4.62e-3 | -4.62e-3 | -4.62e-3 | -4.62e-3 | 0.149 | 0.149 | 0.149 | 0.149 |
| (0.8, 0.2) | m | -2.46 | 0.109 | 0.158 | 0.143 | 507 | 0.092 | 0.14 | 0.11 |
| | O | -6.05e-4 | -6.05e-4 | -6.05e-4 | -6.05e-4 | 2.52e-3 | 2.52e-3 | 2.52e-3 | 2.52e-3 |

Table 5: Simulation results for the $N(m, O)$ distribution for $n = 20$ and 10,000 repetitions.

| θ_0 | | Bias | | | | MSE | | | |
|------------|-----|------------------------------|------------------------------|-------------------------------|-------------------------------|------------------------------|------------------------------|-------------------------------|-------------------------------|
| | | $\hat{\theta}_n^{\text{MO}}$ | $\hat{\theta}_n^{\text{ML}}$ | $\hat{\theta}_n^{\text{ST1}}$ | $\hat{\theta}_n^{\text{ST2}}$ | $\hat{\theta}_n^{\text{MO}}$ | $\hat{\theta}_n^{\text{ML}}$ | $\hat{\theta}_n^{\text{ST1}}$ | $\hat{\theta}_n^{\text{ST2}}$ |
| (1, 1) | m | 0.32 | 0.053 | 0.077 | 0.074 | 40.2 | 0.042 | 0.063 | 0.047 |
| | O | 2.95e-3 | 2.95e-3 | 2.95e-3 | 2.95e-3 | 0.02 | 0.02 | 0.02 | 0.02 |
| (0.8, 1) | m | 0.193 | 0.037 | 0.06 | 0.056 | 2.64 | 0.024 | 0.04 | 0.03 |
| | O | -1.74e-3 | -1.74e-3 | -1.74e-3 | -1.74e-3 | 0.025 | 0.025 | 0.025 | 0.025 |
| (1.4, 0.8) | m | 5.34 | 0.078 | 0.101 | 0.099 | 6.71e4 | 0.086 | 0.115 | 0.095 |
| | O | -5.51e-4 | -5.52e-4 | -5.51e-4 | -5.51e-4 | 9.26e-3 | 9.26e-3 | 9.26e-3 | 9.26e-3 |
| (3, 5) | m | -2.82 | 0.195 | 0.216 | 0.223 | 7.95 | 0.451 | 0.517 | 0.481 |
| | O | 4.23e-3 | 4.22e-3 | 4.23e-3 | 4.23e-3 | 0.165 | 0.165 | 0.165 | 0.165 |
| (3, 1) | m | 1.47 | 0.176 | 0.2 | 0.199 | 874 | 0.436 | 0.509 | 0.485 |
| | O | -3.93e-4 | -3.93e-4 | -3.93e-4 | -3.93e-4 | 6.66e-3 | 6.66e-3 | 6.66e-3 | 6.66e-3 |
| (2, 5) | m | -1.84 | 0.113 | 0.135 | 0.213 | 3.39 | 0.185 | 0.227 | 3.41 |
| | O | -1.35e-4 | -1.32e-4 | -1.35e-4 | -1.67e-3 | 0.246 | 0.246 | 0.246 | 0.246 |
| (4, 0.5) | m | -6.7 | 0.235 | 0.256 | 0.256 | 45.1 | 0.783 | 0.874 | 0.853 |
| | O | 5.52e-4 | 5.51e-4 | 5.52e-4 | 5.52e-4 | 1.23e-3 | 1.23e-3 | 1.23e-3 | 1.23e-3 |
| (8, 4) | m | -7.71 | 0.49 | 0.505 | 0.506 | 59.5 | 3.33 | 3.48 | 3.45 |
| | O | 2.73e-3 | 2.73e-3 | 2.73e-3 | 2.73e-3 | 0.041 | 0.041 | 0.041 | 0.041 |
| (3, 3) | m | -2.66 | 0.19 | 0.215 | 0.215 | 7.06 | 0.45 | 0.52 | 0.491 |
| | O | -1.86e-3 | -1.86e-3 | -1.86e-3 | -1.86e-3 | 0.061 | 0.061 | 0.061 | 0.061 |
| (0.8, 0.2) | m | -2.66 | 0.042 | 0.067 | 0.058 | 10.9 | 0.026 | 0.042 | 0.029 |
| | O | 3.11e-4 | 3.11e-4 | 3.11e-4 | 3.11e-4 | 1e-3 | 1e-3 | 1e-3 | 1e-3 |

Table 6: Simulation results for the $N(m, O)$ distribution for $n = 50$ and 10,000 repetitions.

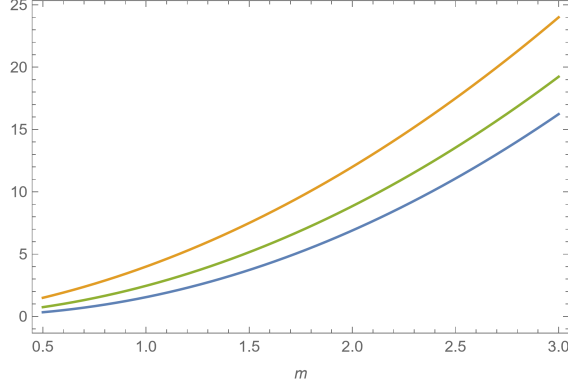


Figure 2: *Asymptotic variances of the estimators of the parameter m of the Nakagami distribution. Plotted are the MLE \hat{m}_n^{ML} ●, the moment estimator \hat{m}_n^{MO} ● (23) and the Stein estimator \hat{m}_n^{ST} ● (25). Note the value is independent of O .*

3.6 Truncated Normal distribution

The density of the two-sided truncated Gaussian distribution on (a, b) with $a, b \in \mathbb{R}$, denoted by $TN(\mu, \sigma^2)$, $\theta = (\mu, \sigma^2)$, is given by

$$p_\theta(x) = \frac{1}{\sigma} \frac{\phi\left(\frac{x-\mu}{\sigma}\right)}{\Phi\left(\frac{b-\mu}{\sigma}\right) - \Phi\left(\frac{a-\mu}{\sigma}\right)},$$

where ϕ and Φ are the standard Gaussian pdf and cdf. With $\tau_\theta(x) = \sigma^2$ we obtain the same Stein operator as in Example 1.2,

$$\mathcal{A}_\theta f(x) = \sigma^2 f'(x) + (\mu - x)f(x).$$

Note that the function class \mathcal{F}_θ differs from the one in the untruncated case. As we have the same Stein operator as in Example 1.2, we obtain for two test functions f_1, f_2 the same expressions for the Stein estimators as in the untruncated case:

$$\hat{\mu}_n = \frac{\overline{f_2'(X) X f_1(X)} - \overline{f_1'(X) X f_2(X)}}{\overline{f_1(X) f_2'(X)} - \overline{f_1'(X) f_2(X)}},$$

$$\hat{\sigma}_n^2 = \frac{\overline{f_1(X) X f_2(X)} - \overline{f_2(X) X f_1(X)}}{\overline{f_1(X) f_2'(X)} - \overline{f_1'(X) f_2(X)}}.$$

Note that the normalising constant drops out and therefore completely explicit and easily computable estimators are retrieved. A natural choice seem to be the polynomials

$$f_1(x) = -x^2 + (a + b)x - ab,$$

$$f_2(x) = x^3 - \frac{3}{2}(a + b)x^2 - \frac{1}{2}(-a^2 - 4ab - b^2)x - \frac{1}{2}(a^2b + ab^2).$$

We denote the Stein estimator based on the latter test functions by $\hat{\theta}_n^{\text{ST}} = (\hat{\mu}_n^{\text{ST}}, \hat{\sigma}_n^{\text{ST}})$. It can be shown in a similar manner to the previous sections that Assumptions 2.2(a)–(b) are satisfied. However, we would like to compare their performance with that of the moment estimators $\hat{\mu}_n^{\text{MO}}$ and $\hat{\sigma}_n^{\text{MO}}$ based on the expectations

$$\mathbb{E}[X] = \mu - \sigma \frac{\phi\left(\frac{b-\mu}{\sigma}\right) - \phi\left(\frac{a-\mu}{\sigma}\right)}{\Phi\left(\frac{b-\mu}{\sigma}\right) - \Phi\left(\frac{a-\mu}{\sigma}\right)},$$

$$\mathbb{E}[X^2] = \mu^2 + \sigma^2 \left(1 - \frac{\frac{b-\mu}{\sigma} \phi\left(\frac{b-\mu}{\sigma}\right) - \frac{a-\mu}{\sigma} \phi\left(\frac{a-\mu}{\sigma}\right)}{\Phi\left(\frac{b-\mu}{\sigma}\right) - \Phi\left(\frac{a-\mu}{\sigma}\right)}\right) - 2\mu\sigma \frac{\phi\left(\frac{b-\mu}{\sigma}\right) - \phi\left(\frac{a-\mu}{\sigma}\right)}{\Phi\left(\frac{b-\mu}{\sigma}\right) - \Phi\left(\frac{a-\mu}{\sigma}\right)},$$

| θ_0 | | Bias | | MSE | | NE | |
|-------------|----------|------------------------------|------------------------------|------------------------------|------------------------------|------------------------------|------------------------------|
| | | $\hat{\theta}_n^{\text{ML}}$ | $\hat{\theta}_n^{\text{ST}}$ | $\hat{\theta}_n^{\text{ML}}$ | $\hat{\theta}_n^{\text{ST}}$ | $\hat{\theta}_n^{\text{ML}}$ | $\hat{\theta}_n^{\text{ST}}$ |
| (0.5, 0.05) | μ | 4.46e-5 | 4.3e-5 | 1.25e-4 | 1.25e-4 | 0 | 0 |
| | σ | -1.19e-4 | -1.12e-4 | 6.04e-7 | 6.1e-7 | 0 | 0 |
| (0.5, 0.1) | μ | 1.54e-5 | 4.23e-5 | 5.04e-4 | 5.09e-4 | 0 | 0 |
| | σ | -4.88e-4 | -3.67e-4 | 9.92e-6 | 1.05e-5 | 0 | 0 |
| (0.5, 0.2) | μ | -2.01e-4 | 5.86e-4 | 0.094 | 0.021 | 0 | 0 |
| | σ | 0.026 | 4.58e-3 | 4.49 | 0.042 | 0 | 0 |
| (0.5, 0.3) | μ | 0.024 | -1.41e-3 | 1.35 | 1.09 | 3 | 3 |
| | σ | 0.122 | 0.117 | 3.06 | 9.56 | 3 | 3 |
| (0.6, 0.05) | μ | 0.016 | -1.59e-4 | 0.403 | 1.25e-4 | 0 | 0 |
| | σ | 0.015 | -1.16e-4 | 0.365 | 6.15e-7 | 0 | 0 |
| (0.6, 0.1) | μ | 0.019 | 2.35e-4 | 0.477 | 4.98e-4 | 0 | 0 |
| | σ | 0.017 | -4.5e-4 | 0.435 | 1.02e-5 | 0 | 0 |
| (0.6, 0.2) | μ | 0.03 | 4.73e-3 | 0.661 | 3.51e-3 | 0 | 0 |
| | σ | 0.045 | 2.32e-3 | 5.05 | 7.93e-4 | 0 | 0 |
| (0.7, 0.05) | μ | -6.32e-5 | -4.6e-5 | 1.2e-4 | 1.21e-4 | 0 | 0 |
| | σ | -1.29e-4 | -1.21e-4 | 6e-7 | 6.21e-7 | 0 | 0 |
| (0.7, 0.1) | μ | 2.43e-3 | -7.98e-5 | 0.061 | 5.4e-4 | 0 | 0 |
| | σ | 5.76e-4 | -3.48e-4 | 9.37e-3 | 1.24e-5 | 0 | 0 |
| (0.7, 0.2) | μ | 0.017 | 0.017 | 0.086 | 0.036 | 0 | 0 |
| | σ | 6.14e-3 | 5.45e-3 | 0.071 | 5.77e-3 | 0 | 0 |

Table 7: Simulation results for the $TN(\mu, \sigma)$ distribution with $a = 0, b = 1$ for $n = 20$ and $10,000$ repetitions.

where $X \sim TN(\mu, \sigma^2)$. We also include the MLE $\hat{\theta}_n^{\text{ML}} = (\hat{\mu}_n^{\text{ML}}, \hat{\sigma}_n^{\text{ML}})$ in our comparison, which is defined as the values for μ and σ^2 that maximise the log-likelihood function for a given sample. We note that neither the moment estimator nor the MLE is explicit and that their numerical calculation can be tedious. Additionally, in [38], it is shown that the MLE exists if and only if

$$\bar{Y}^2 < \overline{Y^2} < 1 - \frac{2\bar{Y}}{x^*} \quad \text{with} \quad \frac{\exp(x^*) + \exp(-x^*)}{\exp(x^*) - \exp(-x^*)} - \frac{1}{x^*} = \bar{Y},$$

where $Y_i = 2\frac{X_i - a}{b - a}$. The conditions for existence of the moment estimator seem to be difficult to work out. A q -confidence region of the corresponding asymptotic normal distribution for each of the three estimation techniques above is reported in Figure 3 for two specific parameter constellations. Note that the ellipses are plotted with respect to the two eigenvectors v_1 and v_2 of the covariance matrix and are therefore parallel to the x - resp. y -axis. One can see that the performance of the proposed Stein estimator essentially coincides with the one of the MLE, which indicates a behaviour close to efficiency. The moment estimator performs poorly and is outperformed by far, such that we excluded it from the finite sample simulation study, whose results can be found in Tables 7 and 8.

It is a known issue for any explicit estimator that it is possible for the estimate to lie outside of the parameter space if the latter is restricted to a certain subset of Euclidean space. This problem also applies to the here considered Stein estimator, which is why we added a column NE to the tables to report the estimated relative frequency of cases in which the estimator does not exist (the relative frequency is given as a number between 0 and 100). These estimates are based on the same Monte Carlo samples as the estimates for bias and MSE. However, for the considered parameter constellations, existence of the estimator seems to be hardly an issue. Nevertheless, we noticed that in cases where parameter estimation for the $TN(\mu, \sigma^2)$ -distribution becomes in general more difficult (for example, when μ lies outside of the truncation domain and σ^2 is large), the number of Monte Carlo samples for which the MLE and the Stein estimator does not exist grows rapidly. As it can be observed in Tables 7 and 8, the Stein estimator yields better results in terms of bias and MSE for most parameter constellations and both sample sizes considered.

| θ_0 | | Bias | | MSE | | NE | |
|-------------|----------|------------------------------|------------------------------|------------------------------|------------------------------|------------------------------|------------------------------|
| | | $\hat{\theta}_n^{\text{ML}}$ | $\hat{\theta}_n^{\text{ST}}$ | $\hat{\theta}_n^{\text{ML}}$ | $\hat{\theta}_n^{\text{ST}}$ | $\hat{\theta}_n^{\text{ML}}$ | $\hat{\theta}_n^{\text{ST}}$ |
| (0.5, 0.05) | μ | -9.54e-5 | -9.17e-5 | 4.99e-5 | 5e-5 | 0 | 0 |
| | σ | -5.37e-5 | -5.05e-5 | 2.49e-7 | 2.5e-7 | | |
| (0.5, 0.1) | μ | -7.14e-5 | -7.19e-5 | 1.96e-4 | 1.99e-4 | 0 | 0 |
| | σ | -1.79e-4 | -1.21e-4 | 3.94e-6 | 4.12e-6 | | |
| (0.5, 0.2) | μ | 3.28e-3 | 3.94e-5 | 0.075 | 9.79e-4 | 0 | 0 |
| | σ | 0.024 | 4.82e-4 | 4.53 | 1.23e-4 | | |
| (0.5, 0.3) | μ | -5.56e-3 | -2.46e-3 | 0.383 | 0.025 | 0 | 0 |
| | σ | 0.062 | 0.024 | 5.71 | 0.064 | | |
| (0.6, 0.05) | μ | 5.25e-3 | -4.95e-5 | 0.142 | 5.07e-5 | 0 | 0 |
| | σ | 4.55e-3 | -5.04e-5 | 0.106 | 2.49e-7 | | |
| (0.6, 0.1) | μ | 0.023 | -2.64e-5 | 0.584 | 2.05e-4 | 0 | 0 |
| | σ | 0.021 | -1.32e-4 | 0.515 | 4.18e-6 | | |
| (0.6, 0.2) | μ | 0.016 | 1.14e-3 | 0.394 | 1.11e-3 | 0 | 0 |
| | σ | 0.015 | 5.9e-4 | 0.381 | 1.37e-4 | | |
| (0.7, 0.05) | μ | 2.81e-3 | -3.54e-5 | 0.081 | 5.11e-5 | 0 | 0 |
| | σ | 9.96e-4 | -4.95e-5 | 0.011 | 2.57e-7 | | |
| (0.7, 0.1) | μ | 7.91e-4 | 1.19e-4 | 4.18e-3 | 2.11e-4 | 0 | 0 |
| | σ | 7.57e-5 | -1.6e-4 | 6.13e-4 | 4.89e-6 | | |
| (0.7, 0.2) | μ | 4.71e-3 | 3.36e-3 | 0.017 | 1.78e-3 | 0 | 0 |
| | σ | 1.29e-3 | 9.36e-4 | 3.91e-3 | 2.04e-4 | | |

Table 8: Simulation results for the $TN(\mu, \sigma)$ distribution with $a = 0, b = 1$ for $n = 50$ and 10,000 repetitions.

3.7 One-sided truncated inverse-gamma distribution

We give another example of how Stein estimators can be used to fit a truncated univariate distribution. The density of the one-sided truncated inverse-gamma distribution on (a, ∞) with $a > 0$, denoted by $TIG(\alpha, \beta)$, for $\theta = (\alpha, \beta)$, $\alpha, \beta > 0$, is given by

$$p_\theta(x) = \frac{\beta^\alpha}{\gamma(\alpha, \beta/a)} x^{-\alpha-1} \exp\left(-\frac{\beta}{x}\right), \quad x > a.$$

With $\tau_\theta(x) = x^2$ we obtain the Stein operator

$$\mathcal{A}_\theta f(x) = (x - \alpha x + \beta)f(x) + x^2 f'(x)$$

(see also [43]). Considering two test functions f_1, f_2 yields the estimators

$$\hat{\alpha}_n = 1 + \frac{\overline{f_2(X) X^2 f_1'(X)} - \overline{f_1(X) X^2 f_2'(X)}}{\overline{f_2(X) x f_1(X)} - \overline{f_1(X) X f_2(X)}},$$

$$\hat{\beta}_n = \frac{\overline{X^2 f_2'(X) X f_1(X)} - \overline{X^2 f_1'(X) X f_2(X)}}{\overline{f_1(X) X f_2(X)} - \overline{f_2(X) x f_1(X)}}.$$

Note that coincident with Section 3.6, the normalising constant vanishes. We propose the test functions

$$f_1(x) = \frac{x - a}{1 + (x - a)^2} \quad \text{and} \quad f_2(x) = \frac{\arctan(x - a)}{(1 + x)^2} \quad (26)$$

and denote the Stein estimator based on the latter two test functions by $\hat{\theta}_n^{\text{ST}} = (\hat{\alpha}_n^{\text{ST}}, \hat{\beta}_n^{\text{ST}})$. Regarding other possibilities to estimate α and β , we contemplate moment estimation, since the first two moments of the $TIG(\alpha, \beta)$ -distribution can be calculated and are given by

$$\mathbb{E}[X] = \frac{\beta \gamma(\alpha - 1, \beta/a)}{\gamma(\alpha, \beta/a)},$$

$$\mathbb{E}[X^2] = \frac{\beta^2 \gamma(\alpha - 2, \beta/a)}{\gamma(\alpha, \beta/a)}. \quad (27)$$

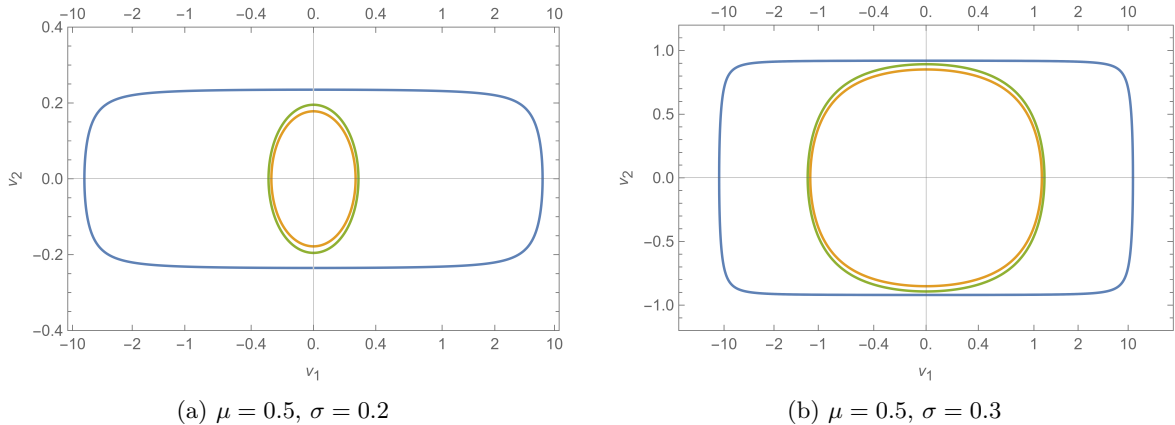


Figure 3: *Asymptotic confidence regions for the estimators of the truncated normal distribution $TN(\mu, \sigma^2)$ for $q = 0.95$, $a = 0$ and $b = 1$ in the directions of the eigenvectors v_1 and v_2 . Plotted are the MLE ●, the moment estimator ● and the Stein estimator ●. On the x-axis the scale is transformed via $x \mapsto \arctan x$.*

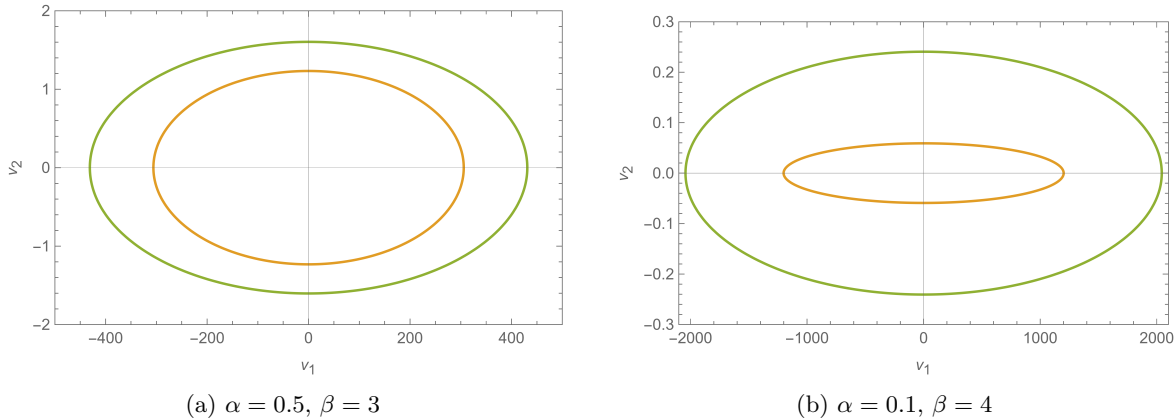


Figure 4: *Asymptotic confidence regions for the estimators of the truncated inverse-gamma distribution $TIG(\alpha, \beta)$ for $q = 0.95$ and $a = 1$ in the directions of the eigenvectors v_1 and v_2 . Plotted are the MLE $\hat{\theta}_n^{\text{ML}}$ ● and the Stein estimator $\hat{\theta}_n^{\text{ST}}$ ●.*

Note that the latter expectations only exist for $\alpha > 2$. The moment estimator $\hat{\theta}_n^{\text{MO}} = (\hat{\alpha}_n^{\text{MO}}, \hat{\beta}_n^{\text{MO}})$ is then defined as the solution for (α, β) to (27) with expectations replaced by sample means under the assumption that such a solution exists for a given sample. Moreover, we consider the MLE $\hat{\theta}_n^{\text{ML}} = (\hat{\alpha}_n^{\text{ML}}, \hat{\beta}_n^{\text{ML}})$, which is defined as the value for (α, β) that maximises the log-likelihood function (again, if such a maximum exists) and is asymptotically efficient in this setting. Due to the high variance of the estimators, we leave out a finite sample simulation study and consider, as in Section 3.6, q -confidence regions for two parameter constellations, which are given in Figure 4. The variance of the moment estimator obtained through (27) is very large and is therefore excluded from the plot. Further, we observe that the Stein estimator (26) is outperformed by the MLE, although variances are still in a reasonable range, not to mention the fact that the Stein estimator is explicit.

3.8 Exponential polynomial models

For $\theta = (\theta_1, \dots, \theta_p) \in \mathbb{R}^{p-1} \times (-\infty, 0)$, the density of an exponential polynomial model is given by

$$p_\theta(x) = \frac{1}{C(\theta)} \exp(\theta_1 x + \dots + \theta_p x^p), \quad x > 0,$$

where $C(\theta) = \int_0^\infty \exp(\theta_1 x + \dots + \theta_p x^p) dx$ is the normalising constant which cannot be calculated analytically. We choose $\tau_\theta(x) = 1$ and obtain

$$\mathcal{A}_\theta f(x) = (\theta_1 + 2\theta_2 x + \dots + p\theta_p x^{p-1})f(x) + f'(x).$$

Here, we need p test functions f_1, \dots, f_p and the Stein estimator is then given by

$$\hat{\theta}_n = A^{-1}b,$$

where

$$A = \begin{pmatrix} \overline{f_1(X)} & \dots & \overline{pX^{p-1}f_1(X)} \\ \vdots & \ddots & \vdots \\ \overline{f_p(X)} & \dots & \overline{pX^{p-1}f_p(X)} \end{pmatrix}, \quad b = \begin{pmatrix} -\overline{f'_1(X)} \\ \vdots \\ -\overline{f'_p(X)} \end{pmatrix}.$$

We propose the test functions $f_1(x) = x, \dots, f_p(x) = x^p$, and denote the corresponding estimator by $\hat{\theta}_n^{\text{ST1}}$. Another set of test functions which we consider is $f_i(x) = x^i e^{-ix}$, for $i = 0, \dots, p-1$. We call the respective Stein estimator $\hat{\theta}_n^{\text{ST2}}$. Further, we study the two-step Stein estimator, which we denote by $\hat{\theta}_n^{\text{ST3}}$, whereby we take $\hat{\theta}_n^{\text{ST2}}$ as a first-step estimate. The conditions in order to verify consistency and asymptotic efficiency (Theorems 2.11 and 2.12) can be verified in a similar manner as in Section 3.1.

Let us walk through the available estimation methods in the literature. The noise-contrastive estimator developed in [32] (a refined version of one from [31]) is defined as follows. We choose the exponential distribution $E(\lambda)$ with parameter $\lambda = 1/\bar{X}$ and density $p_\lambda(x) = \lambda e^{-\lambda x}$, $x > 0$, as the noise distribution and generate an i.i.d. sample, denoted by $Y_1, \dots, Y_d \sim E(\lambda)$. Moreover, we take the tuning parameter $\nu = 10$, which gives $d = 10n$ for the sample size of the noise distribution. Letting $G_{\theta, \lambda}(x) = \log p_\theta(x) - \log p_\lambda(x)$ and $r_\nu(x) = \frac{1}{1 + \nu \exp(-x)}$, the noise-contrastive estimator maximises the quantity

$$J(\theta) = \frac{1}{n} \left(\sum_{i=1}^n \log r_\nu(G_{\theta, \lambda}(X_i)) + \sum_{i=1}^d \log (1 - r_\nu(G_{\theta, \lambda}(Y_i))) \right).$$

We write $\hat{\theta}_n^{\text{NC}}$ for the noise-contrastive estimator. We remark that $\hat{\theta}_n^{\text{NC}}$ is not explicit and needs to be computed via numerical optimisation. Moreover, we consider the score matching approach from [39] (a refined version of [40]). This boils down to finding the minimum of

$$\begin{aligned} JJ(\theta) &= \frac{1}{n} \sum_{i=1}^n \left(2X_i \frac{p'_\theta(X_i)}{p_\theta(X_i)} + \frac{p''_\theta(X_i)}{p_\theta(X_i)} X_i^2 - \frac{1}{2} \frac{p'_\theta(X_i)^2}{p_\theta(X_i)^2} X_i^2 \right) \\ &= \frac{1}{n} \sum_{i=1}^n \left(\sum_{j=1}^p j(j+1)\theta_j X_i^j + \frac{1}{2} \left(\sum_{j=1}^p j\theta_j X_i^j \right)^2 \right). \end{aligned}$$

We write $\hat{\theta}_n^{\text{SM}}$ for the score matching estimator. Although it is possible to work out a unique stationary point of the target function for $\hat{\theta}_n^{\text{SM}}$, we will minimise the function numerically. In [37] and [50], the holomorphic gradient method is used in order to compute the MLE. Note that, for exponential polynomial models, the MLE coincides with the moment estimator. To conclude, we implement the minimum \mathcal{L}^q -estimator obtained from [8]. The latter are also motivated by a Stein characterisation; more precisely, by an expectation-based representation of the cdf. This estimator, which we denote by $\hat{\theta}_n^{\text{MD}}$, is calculated as follows. Let

$$\begin{aligned} \eta_n(t, \theta) &= -\frac{1}{n} \sum_{i=1}^n \frac{p'_\theta(X_i)}{p_\theta(X_i)} \min(t, X_i) - \frac{1}{n} \sum_{i=1}^n 1\{X_i \leq t\} \\ &= -\frac{1}{n} \sum_{i=1}^n \min(t, X_i) \sum_{j=1}^p j\theta_j x^{j-1} - \frac{1}{n} \sum_{i=1}^n 1\{X_i \leq t\}. \end{aligned}$$

Then we define $\hat{\theta}_n^{\text{MD}} = \arg \min\{\|\eta_n(\cdot, \theta)\|_{\mathcal{L}^q} \mid \theta \in \Theta\}$, where $\|\cdot\|_{\mathcal{L}^q}$, $1 \leq q < \infty$, is the \mathcal{L}^q -norm defined for a function $f : \mathbb{R}_+ \rightarrow \mathbb{R}$ by

$$\|f\|_{\mathcal{L}^q} = \left(\int_0^\infty |f(t)|^q w(t) dt \right)^{1/q},$$

for a positive and integrable weight function $w : \mathbb{R}_+ \rightarrow \mathbb{R}$. The authors recommend $q = 2$, $w(t) = e^{-at}$ and the tuning parameter $a = 1$ seems to produce the best results based on their simulations. We point out that the minimum-distance estimator $\hat{\theta}_n^{\text{MD}}$ is only explicit for a parameter space of dimension less than or equal to 2.

Simulation results regarding the bias, the MSE and existence of the estimators can be found in Tables 9 and 10 for sample size $n = 1000$. We excluded the minimum distance estimator $\hat{\theta}_n^{\text{MD}}$ from the study, since the numerical calculation with weight function and tuning parameter chosen as described above turns out to be too heavy for a parameter space dimension of 3 or higher. For the MLE, $C(\theta)$ is calculated through numerical integration and optimising the log-likelihood function is performed with the Nelder-Mead algorithm. The vector $(-1, \dots, -1)^\top \in \mathbb{R}^p$ is used as an initial guess for the optimisation procedure. This implementation seems, at least for the parameter constellations we consider, to be computationally manageable and numerically stable. For the noise-contrastive estimator $\hat{\theta}_n^{\text{NC}}$ and the score matching approach $\hat{\theta}_n^{\text{SM}}$, we also used the Nelder-Mead algorithm with initial guess $(-1, \dots, -1)^\top \in \mathbb{R}^p$. Note that for the two-step Stein estimator $\hat{\theta}_n^{\text{ST3}}$, the normalising constant $C(\theta)$ needs to be calculated in order to evaluate the optimal function. This is then done as for the other examples through numerical differentiation.

The column *NE* has to be interpreted as follows. First, the last element of the parameter vector θ_p has to be negative. Thus, if any estimator returns a positive value for this parameter, we count the estimator as non-existent. Secondly, we restrict the computation time for each estimator to 20 seconds meaning that an estimator counts equally as non-existent if it requires more time to be calculated or if the numerical procedure fails completely. Concerning $\hat{\theta}_n^{\text{ST3}}$, we also used the parameter vector $(-1, \dots, -1)^\top \in \mathbb{R}^p$ as a first-step estimate if $\hat{\theta}_n^{\text{ST2}}$ was not available for a Monte Carlo sample. The sample size for this simulation was chosen to be larger than for the other simulation studies, since we are concerned with an estimation problem in which the variance of the estimator becomes typically large as the dimension of the parameter space grows. This makes it difficult to compare estimators for small sample sizes in the case of parameter dimensions of 3 and 4. Additionally, the Stein estimators $\hat{\theta}_n^{\text{ST1}}$ and $\hat{\theta}_n^{\text{ST2}}$ often return positive values for θ_p , which makes a comparison even more difficult since the number of samples on which the bias and MSE are based is in truth lower than the number of Monte Carlo repetitions. However, for rather small sample sizes of $n = 20$ or $n = 50$, we found that our simulation results are reliable for a parameter space dimension of 2 with similar results as described below, which is why we did not include a separate table for these results. Therefore, we chose the sample size $n = 1000$, where we feel comfortable in drawing conclusions out of the study and observe a solid performance of the Stein estimators. For example, the explicit Stein estimators $\hat{\theta}_n^{\text{ST1}}$ and $\hat{\theta}_n^{\text{ST2}}$ outperform all other methods for the parameter vector $(-2, 0.1, 3, -2)^\top$ in terms of bias and MSE. The two-step Stein estimator $\hat{\theta}_n^{\text{ST3}}$ together with $\hat{\theta}_n^{\text{ML}}$ and $\hat{\theta}_n^{\text{NC}}$ seem to be globally the best. Moreover, one observes that $\hat{\theta}_n^{\text{ST3}}$ can often improve in terms of bias and MSE with respect to the first-step estimator $\hat{\theta}_n^{\text{ST2}}$ (although there are some exceptions). In the end, we advise to use $\hat{\theta}_n^{\text{ST3}}$, the MLE or the noise-contrastive estimator $\hat{\theta}_n^{\text{NC}}$, while the explicit Stein estimators can serve as a reliable initial guess, if they exist.

3.9 Cauchy distribution

For $\theta = (\mu, \gamma) \in \mathbb{R} \times (0, \infty)$, the density of the Cauchy distribution is given by

$$p_\theta(x) = \left(\pi \gamma \left(1 + \left(\frac{x - \mu}{\gamma} \right)^2 \right) \right)^{-1}, \quad x \in \mathbb{R}.$$

| θ_0 | | Bias | | | | | |
|------------------|------------|------------------------------|------------------------------|------------------------------|-------------------------------|-------------------------------|-------------------------------|
| | | $\hat{\theta}_n^{\text{ML}}$ | $\hat{\theta}_n^{\text{NC}}$ | $\hat{\theta}_n^{\text{SM}}$ | $\hat{\theta}_n^{\text{ST1}}$ | $\hat{\theta}_n^{\text{ST2}}$ | $\hat{\theta}_n^{\text{ST3}}$ |
| (1, -2) | θ_1 | 0.02 | 0.019 | 0.085 | 0.03 | 0.03 | 0.017 |
| | θ_2 | -0.017 | -0.017 | -0.055 | -0.024 | -0.024 | -0.015 |
| (-2, -1) | θ_1 | 0.025 | 0.026 | 0.13 | 0.035 | 0.035 | 0.023 |
| | θ_2 | -0.031 | -0.032 | -0.106 | -0.04 | -0.04 | -0.029 |
| (1, 2, -3) | θ_1 | -0.025 | -0.027 | -0.477 | -0.122 | -0.122 | -0.011 |
| | θ_2 | 0.073 | 0.079 | 0.737 | 0.244 | 0.244 | 0.042 |
| | θ_3 | -0.051 | -0.054 | -0.34 | -0.134 | -0.134 | -0.033 |
| (-3, 5, -1) | θ_1 | 2.6 | 2.59 | -4.83 | -0.078 | -0.078 | 2.82 |
| | θ_2 | -0.92 | -0.923 | 1.62 | 0.048 | 0.048 | -0.986 |
| | θ_3 | 0.107 | 0.107 | -0.18 | -7.71e-3 | -7.71e-3 | 0.113 |
| (0.2, -0.8, -2) | θ_1 | -0.048 | -0.054 | -0.923 | -0.208 | -0.189 | -0.093 |
| | θ_2 | 0.156 | 0.176 | 1.83 | 0.532 | 0.491 | 0.252 |
| | θ_3 | -0.127 | -0.142 | -1.04 | -0.359 | -0.336 | -0.183 |
| (3, 0.5, -0.5) | θ_1 | -0.018 | 0.019 | -0.332 | -0.101 | -0.101 | 0.052 |
| | θ_2 | 0.026 | -5.63e-4 | 0.205 | 0.075 | 0.075 | -0.026 |
| | θ_3 | -7.56e-3 | -1.87e-3 | -0.04 | -0.016 | -0.016 | 3.63e-3 |
| (0.1, 2, -3) | θ_1 | -0.036 | -0.04 | -0.544 | -0.136 | -0.136 | -0.022 |
| | θ_2 | 0.102 | 0.112 | 0.909 | 0.296 | 0.295 | 0.067 |
| | θ_3 | -0.07 | -0.077 | -0.445 | -0.172 | -0.171 | -0.049 |
| (3, 0, -4) | θ_1 | -0.018 | -0.021 | -0.745 | -0.164 | -0.16 | -5.05e-3 |
| | θ_2 | 0.088 | 0.093 | 1.38 | 0.391 | 0.382 | 0.049 |
| | θ_3 | -0.082 | -0.085 | -0.763 | -0.258 | -0.253 | -0.054 |
| (1, 2, 0.5, -2) | θ_1 | -0.881 | -0.94 | 3.42 | 1.16 | 0.888 | 0.58 |
| | θ_2 | 2.19 | 2.34 | -7.61 | -3.14 | -2.43 | -1.65 |
| | θ_3 | -2.01 | -2.16 | 6.73 | 3.15 | 2.48 | 1.71 |
| | θ_4 | 0.614 | 0.66 | -2.06 | -1.06 | -0.842 | -0.591 |
| (-2, 0.1, 3, -2) | θ_1 | 1.2 | 1.57 | 1.9 | 0.382 | 0.344 | 0.139 |
| | θ_2 | -3.21 | -4.2 | -4.51 | -1.19 | -1.08 | -0.43 |
| | θ_3 | 3.04 | 3.97 | 4.01 | 1.26 | 1.14 | 0.458 |
| | θ_4 | -0.939 | -1.22 | -1.19 | -0.421 | -0.386 | -0.159 |

Table 9: Simulation results regarding the bias for the exponential polynomial models for $n = 1000$ and $10,000$ repetitions.

| θ_0 | | MSE | | | | | NE | | | | | | |
|------------------|------------|------------------------------|------------------------------|------------------------------|-------------------------------|-------------------------------|-------------------------------|------------------------------|------------------------------|------------------------------|-------------------------------|-------------------------------|-------------------------------|
| | | $\hat{\theta}_n^{\text{ML}}$ | $\hat{\theta}_n^{\text{NC}}$ | $\hat{\theta}_n^{\text{SM}}$ | $\hat{\theta}_n^{\text{ST1}}$ | $\hat{\theta}_n^{\text{ST2}}$ | $\hat{\theta}_n^{\text{ST3}}$ | $\hat{\theta}_n^{\text{ML}}$ | $\hat{\theta}_n^{\text{NC}}$ | $\hat{\theta}_n^{\text{SM}}$ | $\hat{\theta}_n^{\text{ST1}}$ | $\hat{\theta}_n^{\text{ST2}}$ | $\hat{\theta}_n^{\text{ST3}}$ |
| (1, -2) | θ_1 | 0.073 | 0.079 | 0.28 | 0.09 | 0.09 | 0.073 | 0 | 0 | 0 | 0 | 0 | 0 |
| | θ_2 | 0.039 | 0.042 | 0.109 | 0.047 | 0.047 | 0.039 | 0 | 0 | 0 | 0 | 0 | 0 |
| (-2, -1) | θ_1 | 0.084 | 0.092 | 0.289 | 0.09 | 0.09 | 0.084 | 0 | 0 | 0 | 0 | 0 | 0 |
| | θ_2 | 0.069 | 0.074 | 0.171 | 0.074 | 0.074 | 0.068 | 0 | 0 | 0 | 0 | 0 | 0 |
| (1, 2, -3) | θ_1 | 0.687 | 0.743 | 4.83 | 1.15 | 1.15 | 0.687 | 0 | 0 | 0 | 0 | 0 | 0 |
| | θ_2 | 2.08 | 2.26 | 10.7 | 3.4 | 3.4 | 2.08 | 0 | 0 | 0 | 0 | 0 | 0 |
| | θ_3 | 0.533 | 0.576 | 2.12 | 0.834 | 0.834 | 0.532 | 0 | 0 | 0 | 0 | 0 | 0 |
| (-3, 5, -1) | θ_1 | 6.74 | 6.73 | 44.8 | 39.6 | 39.6 | 29.4 | 0 | 0 | 0 | 0 | 0 | 0 |
| | θ_2 | 0.873 | 0.882 | 5.29 | 4.99 | 4.99 | 3.7 | 0 | 0 | 0 | 0 | 0 | 0 |
| | θ_3 | 0.013 | 0.013 | 0.069 | 0.068 | 0.068 | 0.051 | 0 | 0 | 0 | 0 | 0 | 0 |
| (0.2, -0.8, -2) | θ_1 | 0.675 | 0.725 | 3.8 | 0.839 | 0.871 | 0.62 | 0 | 0 | 9 | 3 | 3 | 1 |
| | θ_2 | 3.46 | 3.72 | 14.8 | 4.43 | 4.57 | 3.16 | 0 | 0 | 9 | 3 | 3 | 1 |
| | θ_3 | 1.42 | 1.51 | 4.85 | 1.82 | 1.86 | 1.31 | 0 | 0 | 9 | 3 | 3 | 1 |
| (3, 0.5, -0.5) | θ_1 | 0.873 | 0.769 | 3.82 | 1.38 | 1.38 | 0.67 | 0 | 0 | 0 | 0 | 0 | 0 |
| | θ_2 | 0.402 | 0.345 | 1.35 | 0.565 | 0.565 | 0.292 | 0 | 0 | 0 | 0 | 0 | 0 |
| | θ_3 | 0.018 | 0.015 | 0.047 | 0.023 | 0.023 | 0.013 | 0 | 0 | 0 | 0 | 0 | 0 |
| (0.1, 2, -3) | θ_1 | 0.636 | 0.681 | 4.23 | 0.967 | 0.968 | 0.636 | 0 | 0 | 1 | 0 | 0 | 0 |
| | θ_2 | 2.31 | 2.48 | 11.1 | 3.48 | 3.49 | 2.31 | 0 | 0 | 1 | 0 | 0 | 0 |
| | θ_3 | 0.684 | 0.73 | 2.53 | 0.996 | 0.997 | 0.681 | 0 | 0 | 1 | 0 | 0 | 0 |
| (3, 0, -4) | θ_1 | 1.08 | 1.17 | 6.92 | 1.77 | 1.78 | 1.08 | 0 | 0 | 2 | 0 | 0 | 0 |
| | θ_2 | 4.75 | 5.18 | 22.4 | 7.55 | 7.6 | 4.71 | 0 | 0 | 2 | 0 | 0 | 0 |
| | θ_3 | 1.78 | 1.94 | 6.59 | 2.71 | 2.73 | 1.77 | 0 | 0 | 2 | 0 | 0 | 0 |
| (1, 2, 0.5, -2) | θ_1 | 1.34 | 1.27 | 33.2 | 6.71 | 7.23 | 3.31 | 0 | 0 | 16 | 13 | 9 | 1 |
| | θ_2 | 9.3 | 8.96 | 161 | 45.2 | 48.7 | 21.6 | 0 | 0 | 16 | 13 | 9 | 1 |
| | θ_3 | 10.2 | 10 | 128 | 44.2 | 47.2 | 21.6 | 0 | 0 | 16 | 13 | 9 | 1 |
| | θ_4 | 1.29 | 1.28 | 12.3 | 4.93 | 5.22 | 2.51 | 0 | 0 | 16 | 13 | 9 | 1 |
| (-2, 0.1, 3, -2) | θ_1 | 2.61 | 3.2 | 13.8 | 1.94 | 2.02 | 2.54 | 0 | 0 | 9 | 2 | 1 | 0 |
| | θ_2 | 19.9 | 24.2 | 78 | 16.4 | 17.1 | 21.4 | 0 | 0 | 9 | 2 | 1 | 0 |
| | θ_3 | 18.9 | 22.9 | 62 | 17 | 17.7 | 22 | 0 | 0 | 9 | 2 | 1 | 0 |
| | θ_4 | 1.9 | 2.31 | 5.54 | 1.83 | 1.9 | 2.34 | 0 | 0 | 9 | 2 | 1 | 0 |

Table 10: Simulation results regarding the MSE and existence for the exponential polynomial models for $n = 1000$ and $10,000$ repetitions.

We fix $\tau_\theta = (x - \mu)^2 + \gamma^2$, and obtain

$$\mathcal{A}_\theta f(x) = ((x - \mu)^2 + \gamma^2) f'(x)$$

(see also [58]). We choose two test functions f_1, f_2 and calculate the estimators

$$\hat{\mu}_n = \frac{1}{2} \frac{\overline{f_2'(X)} \overline{X^2 f_1'(X)} - \overline{f_1'(X)} \overline{X^2 f_2'(X)}}{\overline{f_2'(X)} \overline{X f_1'(X)} - \overline{f_1'(X)} \overline{X f_2'(X)}}, \quad (28)$$

$$\hat{\gamma}_n^2 = \frac{\overline{X^2 f_2'(X)} \overline{X f_1'(X)} - \overline{X^2 f_1'(X)} \overline{X f_2'(X)}}{\overline{f_1'(X)} \overline{X f_2'(X)} - \overline{f_2'(X)} \overline{X f_1'(X)}} - \hat{\mu}_n^2. \quad (29)$$

The cdf is of a simple form and given by $P_\theta(x) = \frac{1}{\pi} \arctan\left(\frac{x-\mu}{\gamma}\right) + \frac{1}{2}$. We compute the optimal functions:

$$f_\theta^{(1)}(x) = -\frac{1}{\gamma^2 + (x - \mu)^2} \quad \text{and} \quad f_\theta^{(2)}(x) = \frac{\mu - x}{\gamma(\gamma^2 + (x - \mu)^2)}. \quad (30)$$

Notice that all necessary assumptions in order to apply Theorems 2.11 and 2.12 are satisfied and with a suitable first step estimate, we have an efficient estimator which is considerably simpler to compute than the MLE, which requires to solve polynomial equations of degree $2n - 1$ given by

$$\sum_{i=1}^n \frac{2(X_i - \mu)}{\gamma^2 + (X_i - \mu)^2} = 0 \quad \text{and} \quad \frac{n}{\gamma} - \sum_{i=1}^n \frac{2\gamma}{\gamma^2 + (X_i - \mu)^2} = 0.$$

In [16, 24] it is shown that, in the case where both parameters μ and γ are unknown, the likelihood function is unimodal under some regularity assumptions. Clearly, moment estimation is not tractable due to the non-existence of all moments.

Interestingly, parameter estimation for the Cauchy distribution can be difficult in the case where γ is known and one is left with estimation of the location parameter μ , which is why we focus on the latter scenario and consider from now on γ as known. This means our parameter space reduces to $\Theta = \mathbb{R}$ with $\theta = \mu$. The estimation in the latter case has received great attention in the literature; see [65] for an overview of available estimation techniques. The MLE of μ with known γ is often cited as an example of computational failure ([5, 65] summarise the challenges) although [5] show that the MLE remains the asymptotically optimal estimator in the Bahadur sense. One reason for this is a multimodal (one-dimensional) likelihood function (in fact the number of local maxima is asymptotically Poisson distributed with mean $1/\pi$ [55]). However, closed-form expression for the MLE exist for sample sizes 3 and 4 [21]. Due to the difficulties concerning the MLE, other methods have been developed, such as L-estimation. To this end, let $X_{(1)}, \dots, X_{(n)}$ be the order statistic of X_1, \dots, X_n . In [56], the authors showed that it can be more efficient to use only a part of the observations due to the heavy tails of the Cauchy distribution, and proposed the estimator

$$\hat{\mu}_n^{\text{L1}} = \frac{1}{n - 2r} \sum_{i=r+1}^{n-r} X_{(i)},$$

where $r = \lfloor np \rfloor$, $0 < p < 0.5$, with $p = 0.38$ recommended in order to achieve a minimal variance. In [9], the author developed an L-estimator based on only 5 order statistics, defined by

$$\hat{\mu}_n^{\text{L2}} = \sum_{i=1}^5 \omega_i X_{(\lfloor np_i \rfloor)},$$

and found $(p_1, p_2, p_3, p_4, p_5) = (0.13, 0.4, 0.5, 0.6, 0.87)$ and $(\omega_1, \omega_2, \omega_3, \omega_4, \omega_5) = (-0.052, 0.3485, 0.407, 0.3485, -0.052)$ to be optimal. Another asymptotically efficient estimator was developed in [15]:

$$\hat{\mu}_n^{\text{L3}} = \frac{1}{n} \sum_{i=1}^n J\left(\frac{i}{n+1}\right) X_{(i)},$$

where $J(u) = \sin(4\pi(u-0.5)) / \tan(\pi(u-0.5))$. Furthermore, [65] proposed to modify the latter estimator in order to also achieve a high efficiency for finite sample sizes and obtained the estimator $\hat{\mu}_n^{L4} = \sum_{i=1}^n \omega_i X_{(i)}$, where $\omega_i = c^{-1} (\cos(\pi(\frac{i-0.5}{n} - 0.5)))^{2+\epsilon_n} \cos(2\pi(\frac{i-0.5}{n} - 0.5))$, $c \in \mathbb{R}$, are such that $\sum_{i=1}^n \omega_i = 1$. The constant ϵ_n needs to be chosen such that the estimator is efficient for the corresponding sample size n . The authors give propositions for certain values of n ; in fact, ϵ_n should converge to 0 as n grows. If we choose $\epsilon_n = 0$, we retrieve $\hat{\mu}_n^{L3}$, which is asymptotically normal and therefore $\hat{\mu}_n^{L4}$ is asymptotically normal as well. We also consider the Pitman estimator [23], given by

$$\hat{\mu}_n^{\text{PI}} = \sum_{i=1}^n \frac{\text{Re}(\omega_i)}{\sum_{j=1}^n \text{Re}(\omega_j)} X_i,$$

where

$$\omega_k = \prod_{j \neq k} \left(\frac{1}{(X_k - X_j)^2 + 4\gamma^2} \right) \left(1 - \frac{2\gamma}{X_k - X_j} i \right).$$

Note that in the latter formula, i represents the imaginary unit rather than an index.

Let us now describe a procedure based on the Stein operator. Note that if we choose one test function (since we only have to estimate μ), the corresponding equation is quadratic and has in general two solutions. This is why we choose two test functions and consider the estimator (28). We take $\hat{\mu}_n^{L4}$ as a first-step estimate and propose to use the optimal functions (30), whereby γ is known. We give the derivatives:

$$(f_\theta^{(1)})'(x) = \frac{2(x - \mu)}{(\gamma^2 + (x - \mu)^2)^2} \quad \text{and} \quad (f_\theta^{(2)})'(x) = \frac{(\gamma + x - \mu)(\gamma - x + \mu)}{\gamma(\gamma^2 + (x - \mu)^2)^2},$$

and denote the resulting estimator by $\hat{\mu}_n^{\text{ST1}}$. Note that $\hat{\mu}_n^{\text{ST1}}$ is not translation-invariant and we therefore consider different values of μ in our simulation. As we will see in the sequel, this slight modification of the estimation procedure still results in an asymptotically efficient estimator. We apply Theorem 2.11 in the setting where both parameters are estimated (where we take $\tilde{\gamma}_n = \gamma_0$ as the first-step estimator for γ). Then the asymptotic variance of $\hat{\mu}_n^{\text{ST1}}$ is the top-left element of the inverse Fisher information matrix in the case where γ is unknown. The latter is given by

$$I_{\text{ML}}^{-1}(\mu, \gamma) = \begin{pmatrix} 2\gamma^2 & 0 \\ 0 & 2\gamma^2 \end{pmatrix},$$

and we conclude that the asymptotic variance for both estimators $\hat{\mu}_n^{\text{ST1}}$ and the (one-dimensional) MLE equals $2\gamma^2$. However, when performing the simulations we noticed a very large variance for $\hat{\mu}_n^{\text{ST1}}$ for small sample sizes, which is consistent with the trade-off between small sample size and asymptotic efficiency noticed by [65] for $\hat{\mu}_n^{L3}$ and $\hat{\mu}_n^{L4}$. This is why we propose a modified version of $\hat{\mu}_n^{\text{ST1}}$, denoted by $\hat{\mu}_n^{\text{ST2}}$. In a similar manner to the estimator $\hat{\mu}_n^{L1}$, we cut off the bottom and top p -quantile of the sample at hand and calculate the sample means in (28) by the means of the remaining observations. Pursuant to $\hat{\mu}_n^{L1}$, we choose $p = 0.38$ and disregard the first and last $r = \lfloor np \rfloor$ observations of the sorted sample. Simulation results can be found in Tables 11 and 12. For the sample size $n = 20$, the Pitman estimator $\hat{\mu}_n^{\text{PI}}$ seems to be globally the best, with the modified L-estimator $\hat{\mu}_n^{L4}$ close behind. The Stein estimator $\hat{\mu}_n^{\text{ST2}}$ delivers good results as well, outperforming $\hat{\mu}_n^{L1}$ and $\hat{\mu}_n^{L2}$ for most parameter constellations. For the sample size $n = 50$, $\hat{\mu}_n^{L4}$, $\hat{\mu}_n^{\text{PI}}$ and $\hat{\mu}_n^{\text{ST1}}$ show the best performance regarding the bias and the Stein estimator $\hat{\mu}_n^{\text{ST1}}$ has the lowest MSE for most parameter constellations.

3.10 Generalised logistic distribution

The density of the generalised logistic distribution $GL(\alpha, \beta)$ with $\theta = (\alpha, \beta)$, $\alpha, \beta > 0$, is given by

$$p_\theta(x) = \frac{1}{B(\alpha, \beta)} \frac{e^{-\beta x}}{(1 + e^{-x})^{\alpha+\beta}}, \quad x \in \mathbb{R}.$$

| θ_0 | Bias | | | | | MSE | | | | |
|-----------------|--------------------|--------------------|--------------------|--------------------|---------------------|--------------------|--------------------|--------------------|--------------------|---------------------|
| | $\hat{\mu}_n^{L1}$ | $\hat{\mu}_n^{L2}$ | $\hat{\mu}_n^{L4}$ | $\hat{\mu}_n^{PI}$ | $\hat{\mu}_n^{ST2}$ | $\hat{\mu}_n^{L1}$ | $\hat{\mu}_n^{L2}$ | $\hat{\mu}_n^{L4}$ | $\hat{\mu}_n^{PI}$ | $\hat{\mu}_n^{ST2}$ |
| (-5, 1) μ | -0.725 | 0.131 | -2.54e-3 | 1.72e-4 | 0.085 | 0.721 | 0.944 | 0.136 | 0.116 | 0.158 |
| (-4, 1.5) μ | -0.506 | 0.193 | -4.22e-3 | -3.13e-5 | 0.122 | 0.695 | 1.04 | 0.307 | 0.261 | 0.351 |
| (-2, 2) μ | -0.099 | 0.261 | 8.84e-3 | 3.88e-3 | 0.182 | 0.782 | 2.26 | 0.537 | 0.46 | 0.627 |
| (0, 1) μ | 0.118 | 0.117 | 5.1e-3 | 3.95e-3 | 0.091 | 0.206 | 0.296 | 0.134 | 0.113 | 0.161 |
| (0, 3) μ | 0.343 | 0.394 | 5.14e-3 | 3.29e-3 | 0.273 | 1.87 | 4.81 | 1.22 | 1.02 | 1.42 |
| (2, 0.1) μ | 0.345 | 0.013 | 3.05e-4 | 2.73e-4 | 9.01e-3 | 0.121 | 5.89e-3 | 1.36e-3 | 1.15e-3 | 1.59e-3 |
| (2, 0.5) μ | 0.388 | 0.065 | -1.29e-3 | -1.22e-3 | 0.043 | 0.2 | 0.24 | 0.034 | 0.028 | 0.039 |
| (4, 0.8) μ | 0.751 | 0.092 | -4.79e-3 | -4.02e-3 | 0.066 | 0.69 | 0.325 | 0.087 | 0.074 | 0.101 |
| (6, 2.3) μ | 1.26 | 0.29 | 7.79e-3 | 3.64e-3 | 0.217 | 2.59 | 2.02 | 0.693 | 0.59 | 2.92 |
| (10, 0.2) μ | 1.69 | 0.026 | 5.34e-4 | 3.58e-4 | 0.018 | 2.86 | 0.03 | 5.62e-3 | 4.49e-3 | 6.78e-3 |

Table 11: Simulation results for the $C(\mu, \gamma)$ distribution for $n = 20$ and 10,000 repetitions.

| θ_0 | Bias | | | | | MSE | | | | |
|-----------------|--------------------|--------------------|--------------------|--------------------|---------------------|--------------------|--------------------|--------------------|--------------------|---------------------|
| | $\hat{\mu}_n^{L1}$ | $\hat{\mu}_n^{L2}$ | $\hat{\mu}_n^{L4}$ | $\hat{\mu}_n^{PI}$ | $\hat{\mu}_n^{ST1}$ | $\hat{\mu}_n^{L1}$ | $\hat{\mu}_n^{L2}$ | $\hat{\mu}_n^{L4}$ | $\hat{\mu}_n^{PI}$ | $\hat{\mu}_n^{ST1}$ |
| (-5, 1) μ | -0.378 | 0.012 | 1.63e-3 | 3.7e-3 | 1.71e-3 | 0.201 | 0.048 | 0.05 | 0.082 | 0.044 |
| (-4, 1.5) μ | -0.276 | 0.015 | 1.38e-3 | 1.5e-3 | 1.17e-3 | 0.206 | 0.105 | 0.11 | 0.099 | 0.099 |
| (-2, 2) μ | -0.092 | 0.025 | -7.46e-4 | 7.45e-3 | 1.33e-3 | 0.248 | 0.195 | 0.202 | 0.554 | 0.182 |
| (0, 1) μ | 0.034 | 7.29e-3 | -2.69e-3 | 3.68e-3 | -3.39e-3 | 0.058 | 0.047 | 0.048 | 0.517 | 0.044 |
| (0, 3) μ | 0.094 | 0.024 | -0.016 | -9.89e-3 | -0.01 | 0.527 | 0.42 | 0.437 | 0.384 | 0.39 |
| (2, 0.1) μ | 0.171 | 1.29e-3 | 1.9e-4 | 4.96e-4 | 1.93e-4 | 0.03 | 4.79e-4 | 4.99e-4 | 1.08e-3 | 4.46e-4 |
| (2, 0.5) μ | 0.186 | 6.37e-3 | 2.87e-4 | 1.14e-3 | 1.12e-3 | 0.049 | 0.012 | 0.012 | 0.019 | 0.011 |
| (4, 0.8) μ | 0.364 | 8.99e-3 | 4.44e-4 | -2.36e-3 | -2.75e-4 | 0.169 | 0.03 | 0.031 | 0.037 | 0.028 |
| (6, 2.3) μ | 0.582 | 0.024 | -3.22e-3 | -9.5e-4 | -2.31e-3 | 0.639 | 0.243 | 0.253 | 0.24 | 0.226 |
| (10, 0.2) μ | 0.84 | 1.84e-3 | -4.34e-4 | -2.94e-3 | -2.73e-4 | 0.708 | 1.83e-3 | 1.87e-3 | 0.154 | 1.7e-3 |

Table 12: Simulation results for the $C(\mu, \gamma)$ distribution for $n = 50$ and 10,000 repetitions.

We choose $\tau_\theta(x) = 1 + e^x$ and get

$$\mathcal{A}_\theta f(x) = (\alpha - e^x(\beta - 1))f(x) + (1 + e^x)f'(x).$$

With two test functions f_1, f_2 we have the estimators

$$\hat{\alpha}_n = \frac{\overline{(1 + e^X)f_2'(X)} \overline{e^X f_1(X)} - \overline{(1 + e^X)f_1'(X)} \overline{e^X f_2(X)}}{\overline{e^X f_2(X)} \overline{f_1(X)} - \overline{e^X f_1(X)} \overline{f_2(X)}},$$

$$\hat{\beta}_n = \frac{\left(\overline{(1 + e^X)f_2'(X)} + \overline{e^X f_2(X)}\right) \overline{f_1(X)} - \left(\overline{(1 + e^X)f_1'(X)} + \overline{e^X f_1(X)}\right) \overline{f_2(X)}}{\overline{e^X f_2(X)} \overline{f_1(X)} - \overline{e^X f_1(X)} \overline{f_2(X)}}.$$

The first two moments are given by

$$\mathbb{E}[X] = \psi(\alpha) - \psi(\beta) \quad \text{and} \quad \mathbb{E}[X^2] = \psi'(\alpha) + \psi'(\beta) + (\psi(\alpha) - \psi(\beta))^2.$$

If existent, the moment estimator $\hat{\theta}_n^{\text{MO}} = (\hat{\alpha}_n^{\text{MO}}, \hat{\beta}_n^{\text{MO}})$ is defined as the solution to the empirical versions of the equations above. It is clear that the latter is not explicit. The MLE $\hat{\theta}_n^{\text{ML}} = (\hat{\alpha}_n^{\text{ML}}, \hat{\beta}_n^{\text{ML}})$ is defined as the values in Θ , at which the log-likelihood function attains its maximum. Supposing the latter exists and is uniquely determined by the critical point of the derivative, the MLE is the solution to the equations

$$\overline{\log(1 + e^{-X})} = \psi(\alpha) - \psi(\alpha + \beta) \quad \text{and} \quad \overline{X + \log(1 + e^{-X})} = \psi(\beta) - \psi(\alpha + \beta).$$

The Fisher information matrix is given by

$$I_{\text{ML}}(\alpha, \beta) = \begin{pmatrix} \psi'(\alpha) - \psi'(\alpha + \beta) & -\psi'(\alpha + \beta) \\ -\psi'(\alpha + \beta) & \psi'(\beta) - \psi'(\alpha + \beta) \end{pmatrix}.$$

Considering the Stein estimator $\hat{\theta}_n^{\text{ST}} = (\hat{\alpha}_n^{\text{ST}}, \hat{\beta}_n^{\text{ST}})$, we choose the test functions $f_1(x) = \frac{1}{1+e^x}$ and $f_2(x) = \frac{1}{(1+e^x)^2}$ such that Assumptions 2.2(a)–(b) are easily verified. The results of the simulation study can be found in Tables 13 and 14. In order to calculate the moment estimators $\hat{\alpha}_n^{\text{MO}}$ and $\hat{\beta}_n^{\text{MO}}$, we employed the R function `nleqslv` from the R package `nleqslv` [36] with initial values (1, 1). The MLE are obtained through numerical optimisation of the log-likelihood function (as well with initial guess (1, 1)). Interestingly, the MLE – although asymptotically efficient – is outperformed by the moment estimators for most parameter constellations for sample sizes $n = 20$ and $n = 50$. The Stein estimator is competitive, in terms of MSE, mostly residing between the MLE and moment estimator. However, the Stein estimator is the only one among the considered estimation techniques that is completely explicit, and does not seem to generate estimates that lie outside of the parameter space, as can be seen in column *NE*.

3.11 A non-i.i.d. example

We revisit Example 3.9 and construct a sequence of strictly stationary, ergodic but non-i.i.d. random variables whose marginal probability distribution is $C(\mu, \gamma)$. Let $\epsilon_t, t \in \mathbb{Z}$, be a sequence of i.i.d. random variables with $\epsilon_t \sim C(\mu, \gamma)$ for all $t \in \mathbb{Z}$. We then define

$$X_n = \frac{1}{q+1} \left(\sum_{i=1}^q \epsilon_{n-i} + \epsilon_n \right), \quad n \in \mathbb{Z},$$

and conclude that the marginal distribution of each X_n is $C(\mu, \gamma)$ since the mean of i.i.d. Cauchy random variables is again Cauchy. Observe that $\{X_n, n \in \mathbb{Z}\}$ can be seen as a MA(q)-process with i.i.d. Cauchy white noise. It is obvious that the sequence $X_n, n \in \mathbb{Z}$, is strictly stationary. We show that it is also ergodic. It is clear that $X_n, n \in \mathbb{Z}$, is m -dependent, i.e. X_i and X_j are independent if $|i - j| \geq m$ with $m = q + 1$. Therefore, $X_{n+mj}, j \in \mathbb{Z}$ is i.i.d. for any $n \in \mathbb{Z}$. In the sequel, we shall write $\sigma(\cdot)$ for the generated σ -algebra. Let $A \in \mathcal{A}$ be an invariant event belonging to $\sigma(X_1, X_2, \dots)$, i.e. $\zeta(A) = A$. Then we have that

$$A \in \bigcap_{n \geq 1} \sigma(X_n, X_{n+1}, \dots) \subset \sigma \left(\bigcup_{j=1}^{m-1} \bigcap_{n \geq 0} \sigma(X_{(n+k)m+j}, k \geq 0) \right).$$

| θ_0 | | Bias | | | MSE | | | NE | | |
|------------|----------|-----------------------|-----------------------|-----------------------|-----------------------|-----------------------|-----------------------|-----------------------|-----------------------|-----------------------|
| | | $\hat{\theta}_n^{ML}$ | $\hat{\theta}_n^{MO}$ | $\hat{\theta}_n^{ST}$ | $\hat{\theta}_n^{ML}$ | $\hat{\theta}_n^{MO}$ | $\hat{\theta}_n^{ST}$ | $\hat{\theta}_n^{ML}$ | $\hat{\theta}_n^{MO}$ | $\hat{\theta}_n^{ST}$ |
| (1, 1) | α | 0.182 | 0.157 | 0.132 | 0.195 | 0.18 | 0.189 | 0 | 0 | 0 |
| | β | 0.178 | 0.153 | 0.129 | 0.196 | 0.181 | 0.191 | 0 | 0 | 0 |
| (0.4, 1) | α | 0.083 | 0.05 | 0.055 | 0.027 | 0.021 | 0.034 | 9 | 0 | 0 |
| | β | 0.311 | 0.19 | 0.18 | 0.442 | 0.268 | 0.35 | 9 | 0 | 0 |
| (0.8, 1.5) | α | 0.136 | 0.115 | 0.111 | 0.114 | 0.105 | 0.126 | 0 | 0 | 0 |
| | β | 0.314 | 0.259 | 0.239 | 0.572 | 0.49 | 0.551 | 0 | 0 | 0 |
| (3, 1) | α | 0.662 | 0.551 | 0.592 | 2.51 | 2.15 | 2.73 | 0 | 0 | 0 |
| | β | 0.171 | 0.147 | 0.165 | 0.183 | 0.166 | 0.22 | 0 | 0 | 0 |
| (0.2, 3) | α | 0.094 | 0.021 | 0.08 | 0.016 | 4e-3 | 0.024 | 81 | 0 | 0 |
| | β | 3.46 | 1.23 | 2.34 | 44.3 | 10.3 | 28.1 | 81 | 0 | 0 |
| (4, 6) | α | 0.71 | 0.686 | 0.651 | 3.39 | 3.34 | 3.33 | 0 | 0 | 0 |
| | β | 1.1 | 1.06 | 1.01 | 7.92 | 7.79 | 7.76 | 0 | 0 | 0 |
| (7, 0.5) | α | 2.98 | 1.7 | 2.88 | 35.4 | 18.6 | 38.3 | 21 | 0 | 0 |
| | β | 0.102 | 0.064 | 0.142 | 0.047 | 0.032 | 0.09 | 21 | 0 | 0 |
| (0.2, 8) | α | 0.108 | 0.021 | 0.104 | 0.02 | 4e-3 | 0.031 | 90 | 0 | 0 |
| | β | 10.1 | 3.28 | 7.95 | 333 | 61.5 | 297 | 90 | 0 | 0 |
| (3, 10) | α | 0.511 | 0.48 | 0.501 | 1.77 | 1.71 | 1.87 | 0 | 0 | 0 |
| | β | 1.85 | 1.73 | 1.79 | 22.6 | 21.7 | 23.6 | 0 | 0 | 0 |
| (0.5, 0.4) | α | 0.118 | 0.075 | 0.062 | 0.065 | 0.046 | 0.056 | 10 | 0 | 0 |
| | β | 0.083 | 0.051 | 0.044 | 0.029 | 0.024 | 0.032 | 10 | 0 | 0 |

Table 13: Simulation results for the $GL(\alpha, \beta)$ distribution for $n = 20$ and 10,000 repetitions.

| θ_0 | | Bias | | | MSE | | | NE | | |
|------------|----------|-----------------------|-----------------------|-----------------------|-----------------------|-----------------------|-----------------------|-----------------------|-----------------------|-----------------------|
| | | $\hat{\theta}_n^{ML}$ | $\hat{\theta}_n^{MO}$ | $\hat{\theta}_n^{ST}$ | $\hat{\theta}_n^{ML}$ | $\hat{\theta}_n^{MO}$ | $\hat{\theta}_n^{ST}$ | $\hat{\theta}_n^{ML}$ | $\hat{\theta}_n^{MO}$ | $\hat{\theta}_n^{ST}$ |
| (1, 1) | α | 0.065 | 0.055 | 0.046 | 0.048 | 0.045 | 0.053 | 0 | 0 | 0 |
| | β | 0.064 | 0.053 | 0.044 | 0.048 | 0.046 | 0.054 | 0 | 0 | 0 |
| (0.4, 1) | α | 0.03 | 0.018 | 0.02 | 7.16e-3 | 5.75e-3 | 0.01 | 6 | 0 | 0 |
| | β | 0.119 | 0.065 | 0.06 | 0.095 | 0.062 | 0.08 | 6 | 0 | 0 |
| (0.8, 1.5) | α | 0.051 | 0.042 | 0.04 | 0.029 | 0.027 | 0.035 | 0 | 0 | 0 |
| | β | 0.12 | 0.096 | 0.088 | 0.14 | 0.121 | 0.14 | 0 | 0 | 0 |
| (3, 1) | α | 0.253 | 0.202 | 0.214 | 0.627 | 0.524 | 0.65 | 0 | 0 | 0 |
| | β | 0.064 | 0.052 | 0.059 | 0.047 | 0.042 | 0.058 | 0 | 0 | 0 |
| (0.2, 3) | α | 0.038 | 6.98e-3 | 0.029 | 2.98e-3 | 1.14e-3 | 6.51e-3 | 86 | 0 | 0 |
| | β | 1.48 | 0.396 | 0.715 | 7.92 | 1.6 | 3.52 | 86 | 0 | 0 |
| (4, 6) | α | 0.237 | 0.229 | 0.218 | 0.792 | 0.783 | 0.804 | 0 | 0 | 0 |
| | β | 0.369 | 0.356 | 0.337 | 1.85 | 1.82 | 1.85 | 0 | 0 | 0 |
| (7, 0.5) | α | 1.09 | 0.581 | 1.03 | 8.3 | 4.25 | 8.44 | 18 | 0 | 0 |
| | β | 0.03 | 0.023 | 0.056 | 0.011 | 8.57e-3 | 0.025 | 18 | 0 | 0 |
| (0.2, 8) | α | 0.048 | 8.29e-3 | 0.041 | 4.97e-3 | 1.17e-3 | 8.38e-3 | 94 | 0 | 0 |
| | β | 3.99 | 1.21 | 2.6 | 70.2 | 13 | 33.6 | 94 | 0 | 0 |
| (3, 10) | α | 0.186 | 0.173 | 0.185 | 0.463 | 0.443 | 0.505 | 0 | 0 | 0 |
| | β | 0.666 | 0.618 | 0.652 | 5.8 | 5.52 | 6.16 | 0 | 0 | 0 |
| (0.5, 0.4) | α | 0.041 | 0.025 | 0.021 | 0.013 | 0.011 | 0.016 | 6 | 0 | 0 |
| | β | 0.031 | 0.018 | 0.015 | 7.09e-3 | 6.22e-3 | 9.7e-3 | 6 | 0 | 0 |

Table 14: Simulation results for the $GL(\alpha, \beta)$ distribution for $n = 50$ and 10,000 repetitions.

Now for each $j = 0, \dots, m - 1$ we can interpret $\mathcal{A}_j = \bigcap_{n \geq 0} \sigma(X_{(n+k)m+j}, k \geq 0)$ as the terminal σ -algebra of an i.i.d. process and with Kolmogorov's 0-1 law we conclude $\mathbb{P}(A') \in \{0, 1\}$ for each element $A' \in \mathcal{A}_j$ for any $j = 1, \dots, m - 1$. Since $A \in \sigma(\bigcup_{j=1}^{m-1} \mathcal{A}_j)$ we can write A as a finite intersection/union of elements in $\bigcup_{j=1}^{m-1} \mathcal{A}_j$. We conclude $\mathbb{P}(A) \in \{0, 1\}$. We can apply the same argument to an invariant set $A \in \sigma(X_0, X_{-1}, \dots)$ and hence obtain ergodicity.

We include pseudo-MLE estimation in our simulation study, that is the maximum of the log-likelihood function of the data X_1, \dots, X_n as if it was i.i.d. Hence the estimator is defined through

$$\hat{\theta}_n^{\text{ML}} = \arg \max_{\theta \in \Theta} \sum_{i=1}^n \log p_{\theta}(X_i).$$

Note that this procedure still yields a consistent estimator since the ergodic theorem also applies to the score function but the estimator is in general not asymptotically efficient.

Next, we consider the median estimator $\hat{\theta}_n^{\text{MED}}$, which is defined as

$$\hat{\mu}_n^{\text{MED}} = \text{Med}(X_1, \dots, X_n), \quad \hat{\gamma}_n^{\text{MED}} = \text{Med}(|X_1 - \hat{\mu}_n^{\text{MED}}|, \dots, |X_n - \hat{\mu}_n^{\text{MED}}|),$$

where $\text{Med}(\cdot)$ denotes the empirical median of a sample X_1, \dots, X_n . The estimator for γ is motivated by the fact that the mode of $|X|$ is equal to γ , where $X \sim C(0, \gamma)$.

We use the Stein estimator $\hat{\theta}_n^{\text{ST}}$, as worked out in Section 3.9 given in equations (28) and (29), with the optimal functions from (30). As a first step estimate we employ $\hat{\theta}_n^{\text{MED}}$ (note that the latter is consistent and asymptotically normal with rate \sqrt{n}). With Remark 2.13 the Theorems 2.11 and 2.12 are still applicable and we deduce consistency as well as asymptotic normality.

Simulation results are reported in Table 15, whereby we chose the same parameter constellations as in Example 3.9. We observe that $\hat{\theta}_n^{\text{ST}}$ significantly outperforms $\hat{\theta}_n^{\text{MED}}$ and shows a very similar behaviour to $\hat{\theta}_n^{\text{ML}}$.

Acknowledgements

AF and YS are funded in part by ARC Consolidator grant from ULB and FNRS Grant CDR/OL J.0197.20. AF is in addition in part funded by EPSRC Grant EP/T018445/1. RG is funded in part by EPSRC grant EP/Y008650/1.

References

- [1] R. Adler, R. Feldman, and M. Taqqu. *A practical guide to heavy tails: statistical techniques and applications*. Springer Science & Business Media, 1998.
- [2] A. Anastasiou, A. Barp, F.-X. Briol, B. Ebner, R. E. Gaunt, F. Ghaderinezhad, J. Gorham, A. Gretton, C. Ley, Q. Liu, et al. Stein's method meets computational statistics: A review of some recent developments. *Statistical Science*, 38(1):120–139, 2023.
- [3] B. C. Arnold, E. Castillo, and J. M. Sarabia. A multivariate version of Stein's identity with applications to moment calculations and estimation of conditionally specified distributions. *Communications in Statistics - Theory and Methods*, 30(12):2517–2542, 2001.
- [4] V. Artyushenko and V. Volovich. Nakagami distribution parameters comparatively estimated by the moment and maximum likelihood methods. *Optoelectronics, Instrumentation and Data Processing*, 55:237–242, 2019.
- [5] Z. Bai and J. Fu. On the maximum-likelihood estimator for the location parameter of a Cauchy distribution. *Canadian Journal of Statistics*, 15(2):137–146, 1987.

| θ_0 | | Bias | | | MSE | | |
|------------|----------|------------------------------|-------------------------------|------------------------------|------------------------------|-------------------------------|------------------------------|
| | | $\hat{\theta}_n^{\text{ML}}$ | $\hat{\theta}_n^{\text{MED}}$ | $\hat{\theta}_n^{\text{ST}}$ | $\hat{\theta}_n^{\text{ML}}$ | $\hat{\theta}_n^{\text{MED}}$ | $\hat{\theta}_n^{\text{ST}}$ |
| (-5, 1) | μ | 2.55e-3 | 2.42e-3 | 2.79e-3 | 0.07 | 0.085 | 0.071 |
| | γ | 7.87e-3 | 0.026 | 7.97e-3 | 0.07 | 0.078 | 0.072 |
| (-4, 1.5) | μ | 1.15e-3 | -1.27e-3 | 1.25e-3 | 0.155 | 0.192 | 0.159 |
| | γ | 0.023 | 0.046 | 0.024 | 0.156 | 0.173 | 0.16 |
| (-2, 2) | μ | 8.54e-3 | 7.03e-3 | 9.96e-3 | 0.273 | 0.34 | 0.279 |
| | γ | 0.021 | 0.052 | 0.022 | 0.28 | 0.31 | 0.285 |
| (0, 1) | μ | -6.51e-3 | -7.74e-3 | -6.82e-3 | 0.069 | 0.084 | 0.07 |
| | γ | 0.015 | 0.033 | 0.016 | 0.071 | 0.079 | 0.073 |
| (0, 3) | μ | -2.51e-3 | -3.51e-3 | -1.26e-3 | 0.628 | 0.762 | 0.641 |
| | γ | 0.023 | 0.071 | 0.024 | 0.613 | 0.681 | 0.626 |
| (2, 0.1) | μ | 3.33e-4 | 2.81e-4 | 3.68e-4 | 6.85e-4 | 8.35e-4 | 7.01e-4 |
| | γ | 1.57e-3 | 3.28e-3 | 1.61e-3 | 7.28e-4 | 8.15e-4 | 7.47e-4 |
| (2, 0.5) | μ | -1.35e-3 | -7.11e-4 | -1.22e-3 | 0.018 | 0.022 | 0.018 |
| | γ | 7.1e-3 | 0.016 | 7.17e-3 | 0.018 | 0.02 | 0.018 |
| (4, 0.8) | μ | -7.25e-4 | -1.01e-3 | -6.78e-4 | 0.045 | 0.055 | 0.046 |
| | γ | 0.012 | 0.026 | 0.013 | 0.045 | 0.05 | 0.047 |
| (6, 2.3) | μ | 5.6e-3 | 9.03e-3 | 6.03e-3 | 0.373 | 0.452 | 0.379 |
| | γ | 0.023 | 0.06 | 0.023 | 0.363 | 0.403 | 0.372 |
| (10, 0.2) | μ | 3e-4 | 4.3e-5 | 3.09e-4 | 2.74e-3 | 3.37e-3 | 2.81e-3 |
| | γ | 1.42e-3 | 4.92e-3 | 1.43e-3 | 2.7e-3 | 3.05e-3 | 2.74e-3 |

Table 15: Simulation results for the MA(q)-process with marginal $C(\mu, \gamma)$ distribution for $n = 150$, $q = 5$ and 10,000 repetitions.

- [6] A. Barp, F.-X. Briol, A. Duncan, M. Girolami, and L. Mackey. Minimum Stein discrepancy estimators. *Advances in Neural Information Processing Systems*, 32, 2019.
- [7] S. Betsch and B. Ebner. Fixed point characterizations of continuous univariate probability distributions and their applications. *Annals of the Institute of Statistical Mathematics*, 73:31–59, 2021.
- [8] S. Betsch, B. Ebner, and B. Klar. Minimum L^q -distance estimators for non-normalized parametric models. *Canadian Journal of Statistics*, 49(2):514–548, 2021.
- [9] D. Bloch. A note on the estimation of the location parameter of the Cauchy distribution. *Journal of the American Statistical Association*, 61(315):852–855, 1966.
- [10] M. Carrasco, M. Chernov, J.-P. Florens, and E. Ghysels. Efficient estimation of general dynamic models with a continuum of moment conditions. *Journal of econometrics*, 140(2):529–573, 2007.
- [11] M. Carrasco and J.-P. Florens. Generalization of GMM to a continuum of moment conditions. *Econometric Theory*, 16(6):797–834, 2000.
- [12] M. Carrasco and J.-P. Florens. Efficient GMM estimation using the empirical characteristic function. 2002.
- [13] M. Carrasco and J.-P. Florens. Simulation-based method of moments and efficiency. *Journal of Business & Economic Statistics*, 20(4):482–492, 2002.
- [14] M. Carrasco and J.-P. Florens. On the asymptotic efficiency of GMM. *Econometric Theory*, 30(2):372–406, 2014.
- [15] H. Chernoff, J. L. Gastwirth, and M. V. Johns. Asymptotic distribution of linear combinations of functions of order statistics with applications to estimation. *Annals of Mathematical Statistics*, 38(1):52–72, 1967.

- [16] J. Copas. On the unimodality of the likelihood for the Cauchy distribution. *Biometrika*, 62(3):701–704, 1975.
- [17] M. H. DeGroot. *Optimal statistical decisions*. John Wiley & Sons, 2005.
- [18] P. Diaconis and S. Zabell. Closed form summation for classical distributions: Variations on a theme of de Moivre. *Statistical Science*, pages 284–302, 1991.
- [19] J. Dominitz and R. P. Sherman. Some convergence theory for iterative estimation procedures with an application to semiparametric estimation. *Econometric Theory*, 21(4):838–863, 2005.
- [20] M. Ernst, G. Reinert, and Y. Swan. First-order covariance inequalities via stein’s method. *Bernoulli*, 26(3):2051–2081, 2020.
- [21] T. S. Ferguson. Maximum likelihood estimates of the parameters of the Cauchy distribution for samples of size 3 and 4. *Journal of the American Statistical Association*, 73(361):211–213, 1978.
- [22] T. S. Ferguson. *A Course in Large Sample Theory*. Routledge, 2017.
- [23] G. V. C. Freue. The Pitman estimator of the Cauchy location parameter. *Journal of Statistical Planning and Inference*, 137(6):1900–1913, 2007.
- [24] G. Gabrielsen. On the unimodality of the likelihood for the Cauchy distribution: Some comments. *Biometrika*, 69(3):677–678, 1982.
- [25] R. E. Gaunt. New error bounds for laplace approximation via Stein’s method. *ESAIM: Probability and Statistics*, 25:325–345, 2021.
- [26] R. E. Gaunt, G. Mijoule, and Y. Swan. An algebra of Stein operators. *Journal of Mathematical Analysis and Applications*, 496:260–279, 2019.
- [27] P. Gilbert and R. Varadhan. *numDeriv: Accurate Numerical Derivatives*, 2019. R package version 2016.8-1.1.
- [28] D. E. Giles, H. Feng, and R. T. Godwin. On the bias of the maximum likelihood estimator for the two-parameter Lomax distribution. *Communications in Statistics-Theory and Methods*, 42(11):1934–1950, 2013.
- [29] L. Goldstein and G. Reinert. Stein’s method for the beta distribution and the Pólya-Eggenberger urn. *Journal of Applied Probability*, 50(4):1187–1205, 2013.
- [30] M. I. Gordin. The central limit theorem for stationary processes. In *Dokl. Akad. Nauk SSSR*, volume 188, page 6, 1969.
- [31] M. Gutmann and A. Hyvärinen. Noise-contrastive estimation: A new estimation principle for unnormalized statistical models. In *Proceedings of the Thirteenth International Conference on Artificial Intelligence and Statistics*, pages 297–304. JMLR Workshop and Conference Proceedings, 2010.
- [32] M. U. Gutmann and A. Hyvärinen. Noise-contrastive estimation of unnormalized statistical models, with applications to natural image statistics. *Journal of Machine Learning Research*, 13(2):307–361, 2012.
- [33] E. J. Hannan. Central limit theorems for time series regression. *Zeitschrift für Wahrscheinlichkeitstheorie und verwandte Gebiete*, 26(2):157–170, 1973.
- [34] L. P. Hansen. Large sample properties of generalized method of moments estimators. *Econometrica*, pages 1029–1054, 1982.
- [35] L. P. Hansen. Proofs for large sample properties of generalized method of moments estimators. *Journal of Econometrics*, 170(2):325–330, 2012.
- [36] B. Hasselman. *nleqslv: Solve Systems of Nonlinear Equations*, 2023. R package version 3.3.4.

- [37] J. Hayakawa and A. Takemura. Estimation of exponential-polynomial distribution by holonomic gradient descent. *Communications in Statistics-Theory and Methods*, 45(23):6860–6882, 2016.
- [38] L. M. Hegde and R. C. Dahiya. Estimation of the parameters in a truncated normal distribution. *Communications in Statistics-Theory and Methods*, 18(11):4177–4195, 1989.
- [39] A. Hyvärinen. Some extensions of score matching. *Computational Statistics & Data Analysis*, 51(5):2499–2512, 2007.
- [40] A. Hyvärinen and P. Dayan. Estimation of non-normalized statistical models by score matching. *Journal of Machine Learning Research*, 6(4):695–709, 2005.
- [41] A. Klenke. *Probability theory: a comprehensive course*. Springer Science & Business Media, 2013.
- [42] R. Kolar, R. Jirik, and J. Jan. Estimator comparison of the Nakagami- m parameter and its application in echocardiography. *Radioengineering*, 13(1):8–12, 2004.
- [43] A. E. Koudou and C. Ley. Characterizations of GIG laws: A survey. *Probability Surveys*, 11:161–176, 2014.
- [44] I. A. Koutrouvelis. Estimation of location and scale in Cauchy distributions using the empirical characteristic function. *Biometrika*, 69(1):205–213, 1982.
- [45] J. A. Labban. On 2-parameter estimation of Lomax distribution. *Journal of Physics: Conference Series*, 1294(032018), 2019.
- [46] C. Ley, G. Reinert, and Y. Swan. Distances between nested densities and a measure of the impact of the prior in bayesian statistics. *Annals of Applied Probability*, 27:216–241, 2017.
- [47] C. Ley and Y. Swan. Stein’s density approach and information inequalities. *Electronic Communications in Probability*, 18(7):1–14, 2013.
- [48] S. G. Meintanis. A review of testing procedures based on the empirical characteristic function. *South African Statistical Journal*, 50(1):1–14, 2016.
- [49] G. Mijoule, M. Raič, G. Reinert, and Y. Swan. Stein’s density method for multivariate continuous distributions. *Electronic Journal of Probability*, 28:1–40, 2023.
- [50] H. Nakayama, K. Nishiyama, M. Noro, K. Ohara, T. Sei, N. Takayama, and A. Takemura. Holonomic gradient descent and its application to the Fisher–Bingham integral. *Advances in Applied Mathematics*, 47(3):639–658, 2011.
- [51] W. Newey and D. McFadden. Large sample estimation and hypothesis testing. *Handbook of Econometrics*, 4:2113–2245, 1994.
- [52] C. Oates. Minimum kernel discrepancy estimators. *arXiv preprint arXiv:2210.16357*, 2022.
- [53] F. W. Olver, D. W. Lozier, R. F. Boisvert, and C. W. Clark. *NIST Handbook of Mathematical Functions*. Cambridge university press, 2010.
- [54] N. Papadatos. On point estimators for gamma and beta distributions. *arXiv:2205.10799*, 2022.
- [55] J. A. Reeds. Asymptotic number of roots of cauchy location likelihood equations. *The Annals of Statistics*, pages 775–784, 1985.
- [56] T. J. Rothenberg, F. M. Fisher, and C. B. Tilanus. A note on estimation from a Cauchy sample. *Journal of the American Statistical Association*, 59(306):460–463, 1964.
- [57] A. Saumard. Weighted poincaré inequalities, concentration inequalities and tail bounds related to stein kernels in dimension one. *Bernoulli*, 25(4b):3978–4006, 2019.
- [58] W. Schoutens. Orthogonal polynomials in Stein’s method. *Journal of Mathematical Analysis and Applications*, 253(2):515–531, 2001.

- [59] C. Stein. A bound for the error in the normal approximation to the distribution of a sum of dependent random variables. In *Proceedings of the sixth Berkeley symposium on mathematical statistics and probability, volume 2: Probability theory*, volume 6, pages 583–603. University of California Press, 1972.
- [60] C. Stein. *Approximate Computation of Expectations*. IMS, Hayward, California, 1986.
- [61] S. Wang and C. H. Weiß. New characterizations of the (discrete) Lindley distribution and their applications. *Mathematics and Computers in Simulation*, 2023.
- [62] M. D. Weber, L. M. Leemis, and R. K. Kincaid. Minimum Kolmogorov–Smirnov test statistic parameter estimates. *Journal of Statistical Computation and Simulation*, 76(3):195–206, 2006.
- [63] D. P. Wiens, J. Cheng, and N. C. Beaulieu. A class of method of moments estimators for the two-parameter gamma family. *Pakistan Journal of Statistics*, 19(1):129–141, 2003.
- [64] Z.-S. Ye and N. Chen. Closed-form estimators for the gamma distribution derived from likelihood equations. *The American Statistician*, 71(2):177–181, 2017.
- [65] J. Zhang. A highly efficient l-estimator for the location parameter of the Cauchy distribution. *Computational Statistics*, 25(1):97–105, 2010.