

Comments on Yablo's Construction *

Karl Schlechta †‡

July 28, 2023

Abstract

Contents

1	Introduction	4
1.1	Overview	4
1.1.1	Main Ideas of the Paper	4
1.2	Preliminaries	4
1.2.1	The logical side	4
1.2.2	The graph side	5
1.2.3	Interplay of the graph and the logical side	7
1.2.4	Further Remarks on Contradictory Structures	8
2	A Generalization of Yablo's Construction to Formulas in Disjunctive Normal Form - Examples	13
3	Saw Blades	18
3.1	Introduction	18
3.2	Saw Blades	18
3.3	Discussion of Saw Blades	22
3.3.1	Preliminaries	22
3.3.2	Prerequisites	22
3.3.3	Strategy	23
3.3.4	Details of the construction	23
3.4	Simplifications of the Saw Blade Construction	27
3.4.1	Simplifications that will not work	27
3.4.2	Real simplifications	27
4	The "Right" Level of Abstraction	29
4.1	Expressing Logical Operators by Combinations of Yablo Cells	29
4.2	Some Examples	29

*File: XAB

†schcsg@gmail.com - <https://sites.google.com/site/schlechtakar/> - Koppeweg 24, D-97833 Frammersbach, Germany

‡Retired, formerly: Aix-Marseille Université, CNRS, LIF UMR 7279, F-13000 Marseille, France

4.3	Paths Instead of Arrows	33
5	Possible Contradiction Cells	34
5.1	Prerequisites	34
5.2	Various Types	34
5.3	Diamonds	38
5.3.1	Nested Diamonds	44
6	Illustration of (Finite) Procrastination	59
6.1	Introduction	59
6.2	Discussion of more complicated cases	60
	References	62

1 Introduction

Yablo’s idea (upon which all of the present material is based), appeared in [Yab82].

The author’s interest was kindled by [RRM13], commented in [Sch18c], and extended in [Sch22].

We liberally use material from [Sch22], in particular in Section 1 (page 4), Section 2 (page 13), and Section 3 (page 18).

1.1 Overview

Some aspects of Yablo’s construction are hidden behind its elegance. This leads to the concepts of “head”, “knee”, and “foot”, and then to “saw blades” in Section 3 (page 18). Section 2 (page 13) generalizes Yablo’s construction to arbitrary formulas of the type $\bigvee \bigwedge$ (disjunctive normal forms), and offers a number of easy variations of such structures by modifying the order of the graph.

Section 3 (page 18) uses our idea of finer analysis of contradictory cells to build somewhat different structures - though the distinction is blurred by the necessarily recursive and infinite construction of contradictions. This is used in our limited (semi) representation results in Section 3.3 (page 22) and Section 4.3 (page 33).

In Section 4 (page 29), we show that we can make contradictions arbitrarily complicated when seen on the level of arrows. This leads us to think that the level of arrows is too detailed, it is not a useful level of abstraction. We therefore work with paths, trivialising some intermediate nodes.

In Section 5 (page 34) we look at various candidates for basic contradiction cells, one of them (Diamond) seems much more complicated, and embedding it into a recursive construction as in Yablo’s work leads to not so obvious problems, unsolvable at least in the present framework

In Section 6 (page 59), we analyse the finite procrastination of contradictions using Yablo’s form of contradictions.

The author of the present text did not study the literature systematically. So, if some examples are already discussed elsewhere, the author would ask to be excused for not quoting previous work.

1.1.1 Main Ideas of the Paper

- (1) Analysis of Yablo’s construction in Section 3.3 (page 22), and the resulting partial representation result in Condition 4.1 (page 33).
- (2) Discussion of the suitable level of abstraction for the description of more complicated constructions, see Section 4.1 (page 29) and Section 4.3 (page 33).
- (3) Discussion of more complicated basic contradiction units (“diamonds”) and the result that they are unsuitable (at least under the present, limited, conditions), see Section 5.3 (page 38) and in particular Section 5.3.1 (page 44).

1.2 Preliminaries

We consider the problem from the graph side and the logics side.

1.2.1 The logical side

On the logics side, we work with propositional formulas, which may, however, be infinite.

We will see that we need infinite formulas (of infinite depth) to have nodes to which we cannot attribute truth values. See Fact 1.5 (page 7).

We will work here with disjunctive normal forms, i.e. with formulas of the type $x := \bigvee \{ \bigwedge x_i : i \in I \}$, where $x_i := \{ x_{i,j} : j \in J_i \}$, and the $x_{i,j}$ are propositional variables or negations thereof.

Fact 1.1

Let $x := \bigvee \{ \bigwedge \{ x_{i,j} : j \in J_i \} : i \in I \}$, where the $x_{i,j}$ are propositional variables or negations thereof.

- (1) Let $F := \Pi \{ x_i : i \in I \}$ - the set of choice functions in the sets x_i .

Then $\neg x = \bigvee \{ \bigwedge \{ \neg x_{i,j} : x_{i,j} \in \text{ran}(f) \} : f \in F \}$.

(Argue semantically with the sets of models and general distributivity and complements of sets.)

- (2) Contradictions will be between two formulas only, one a propositional variable, the other the negation of the former.

□

1.2.2 The graph side

We work with directed, acyclic graphs. They will usually have one root, often called x_0 . In diagrams, the graphs may grow upward, downward, or sideways, we will say what is meant.

On the graph side, we work with directed acyclic graphs, Γ etc.

Definition 1.1

Nodes stand for propositional variables.

If a node x is not terminal, it has also a propositional formula ϕ_x attached to it, with the meaning $x \leftrightarrow \phi_x$, abbreviated $x = \phi_x$.

The successors of x are the propositional variables occurring in ϕ_x . Thus, if $x \rightarrow x'$ and $x \rightarrow x''$ are the only successors of x in γ , ϕ_x may be $x' \vee x''$, $x' \wedge \neg x''$, but not $x' \wedge y$.

Usually, the ϕ_x are (possibly infinite) conjunctions of propositional variables or (in most cases) their negations, which we write $\bigwedge \pm x_i$ etc. We often indicate the negated variables in the graph with negated arrows, like $x \not\rightarrow y$, etc. Thus, $x \not\rightarrow x'$, $x \rightarrow x''$ usually stands for $\phi_x = \neg x' \wedge x''$.

Example 1.1

Consider the basic construction of a contradiction (used by Yablo and here, defined “officially” in Definition 1.4 (page 9)).

$\Gamma := \{ x \not\rightarrow y \not\rightarrow z, x \not\rightarrow z \}$. Γ stands for $x = \neg y \wedge \neg z$, $y = \neg z$, so $x = z \wedge \neg z$, which is impossible.

If we negate x , then $\neg x = y \vee z = \neg z \wedge z$, so $\neg x$ is possible.

From the graph perspective, we have two paths in Γ from x to z , $\sigma := x \not\rightarrow y \not\rightarrow z$, and $\sigma' := x \not\rightarrow z$.

We add now $y \not\rightarrow y'$ to Γ , so $\Gamma' := \{ x \not\rightarrow y \not\rightarrow z, x \not\rightarrow z, y \not\rightarrow y' \}$, thus $x = \neg y \wedge \neg z$, $y = \neg z \wedge \neg y'$, so $\neg y = z \vee y'$, and $x = (z \vee y') \wedge \neg z = (z \wedge \neg z) \vee (y' \wedge \neg z)$, and x is not contradictory any more.

Definition 1.2

We can attribute a value to a path σ , $\text{val}(\sigma)$, expressing whether it changes a truth value from the beginning to the end. σ above does not change the value of z compared to that of x , σ' does. We say $\text{val}(\sigma) = +$, $\text{val}(\sigma') = -$.

Formally:

Let σ, σ' be paths as usual.

- (1) If $\sigma := a \rightarrow b$, then $\text{val}(\sigma) = +$, if $\sigma := a \not\rightarrow b$, then $\text{val}(\sigma) = -$.
- (2) Let $\sigma \circ \sigma'$ be the concatenation of σ and σ' . Then $\text{val}(\sigma \circ \sigma') = +$ iff $\text{val}(\sigma) = \text{val}(\sigma')$, and - otherwise.

If all arrows are negative, then $val(\sigma) = +$ iff the length of σ is even.

Definition 1.3

We call two paths σ, σ' with common start and end contradictory, and the pair a contradictory cell iff $val(\sigma) \neq val(\sigma')$. The structures considered here will be built with contradictory cells.

Remark 1.2

- (1) Note that the fact that σ and σ' are contradictory or not is independent of how we start, whether $x = TRUE$ or $x = FALSE$.
- (2) We saw already in Example 1.1 (page 5) that it is not sufficient for a “real” contradiction to have two contradictory paths.
We need
 - (2.1) (somewhere) an “AND”, so both have to be valid together, an “OR” is not sufficient,
 - (2.2) we must not have a branching with an “OR” on the way as in Γ' , an “escape” path, unless this leads again to a contradiction.

See also Definition 3.1 (page 22).

Remark 1.3

The strategy (as in Yablo’s original paper) will be to have a contradiction at the root as above for x , and that, for $\neg x$, every path from x will lead to a contradiction.

Notation 1.1

- (1) When we give nodes a truth value, we will use $x+$ (and $x \wedge, x + \wedge$, etc. if ϕ_x has the form $\wedge \pm x_i$) to denote the case $x = TRUE$, and $x-, x \vee, x - \vee$, etc. for the case $x = FALSE$.
- (2) We sometimes use the notation $x \oplus$ for shorthand that $x+$ is contradictory, and $x \ominus$ for shorthand that every path (mostly: every arrow) from x will lead to some y such that $y \oplus$, and $y+$ if $x -$.

Paths are sequences of nodes, connected by arrows, in a graph. But nodes may also have a truth value, which will be passed from beginning to end of the path. We will speak about these truth values in the following Fact - but try not to introduce too much notation. See Fact 7.4.2 in [Sch22] for more details.

Fact 1.4

(Simplified).

Consider three paths, ρ, σ, τ , for simplicity with same origin, i.e. $\rho(0) = \sigma(0) = \tau(0)$.

- (1) No contradiction loops of length 3.
 - (1.1) Suppose they meet at a common point, i.e. $\rho(m_\rho) = \sigma(m_\sigma) = \tau(m_\tau)$, and once they meet, they will continue the same way (e.g., if $\rho(i) = \sigma(j)$, then for all $k > 0$ $\rho(i+k) = \sigma(j+k)$). Then it is impossible that ρ contradicts σ contradicts τ contradicts ρ . (“ α contradicts β ” means here that for some i, j $\alpha(i) = \beta(j)$, but one has value $+$, the other value $-$.)
(Trivial, we have only 2 truth values).
 - (1.2) Suppose, first ρ and σ meet, then ρ (or σ) and τ meet, but again, and once they meet, they will continue the same way. Then it is again impossible that ρ contradicts σ contradicts τ contradicts ρ . (ρ and σ continue to be the same but with different truth values until they meet τ , so it is the same situation as above.)
- (2) Above properties generalize to any loops of odd length (with more paths).

See [Sch22] for more details.

This does not hold when the paths may branch again after meeting, as the next Example shows.

Example 1.2

(Example 7.4.2 in [Sch22]).

Let $\sigma_0 : x_0 \not\rightarrow x_1 \rightarrow x_2 \not\rightarrow x_3 \rightarrow x_4$, $\sigma_1 : x_0 \not\rightarrow x_1 \rightarrow x_2 \rightarrow x_4$, $\sigma_2 : x_0 \rightarrow x_2 \not\rightarrow x_3 \rightarrow x_4$, $\sigma_3 : x_0 \rightarrow x_2 \rightarrow x_4$,

then σ_0 contradicts σ_1 in the lower part, σ_2 and σ_3 in the upper part, σ_1 contradicts σ_2 and σ_3 in the upper part, σ_2 contradicts σ_3 in the lower part.

Obviously, this may be generalized to 2^ω paths.

Consider Yablo's original construction:

Example 1.3

Let the nodes be $\{x_i : i < \omega\}$, and the arrows for $x_i \{x_i \not\rightarrow x_j : i < j\}$, expressed as a relation by $\{x_i < x_j : i < j\}$, and as a logical formula by $x_i = \bigwedge\{\neg x_j : i < j\}$.

For any x_i , we have a contradiction by $x_i = \neg x_{i+1} \wedge \neg x_{i+2}$ and $x_{i+1} = \neg x_{i+2}$. As $\neg x_i = \bigvee\{x_j : i < j\}$, if $\neg x_i$ then some x_j , $i < j$ must be positive, and thus contradictory, so x_i and $\neg x_i$ are both contradictory.

It is important that, although we needed to show the property for x_0 only, it holds for all x_i , thus it is a recursive construction.

1.2.3 Interplay of the graph and the logical side

We can either think on the logical level with formulas, or graphically with conflicting paths, as the following Fact shows.

We need infinite depth and width in our constructions.

Fact 1.5

- (1) The construction needs infinite depth,
- (2) the logic as used in Yablo's construction is not compact,
- (3) the construction needs infinite width, i.e. the logic cannot be classical.

Proof

- (1) Let x_i be a minimal element, then we can chose an arbitrary truth value x_i , and propagate this value upwards. If there are no infinite descending chains, we can do this for the whole construction.
- (2) The logic as used in Yablo's construction is not compact:
Trivial. (Take $\{\bigvee\{\phi_i : i \in \omega\}\} \cup \{\neg\phi_i : i \in \omega\}$. This is obviously inconsistent, but no finite subset is.)
- (3) It is impossible to construct a Yablo-like structure with classical logic:

Take an acyclic graph, and interpret it as in Yablo's construction. Wlog., we may assume the graph is connected. Suppose it shows that x_0 cannot be given a truth value. Then the set of formulas showing this does not have a model, so it is inconsistent. If the formulas were classical, it would have a finite, inconsisten subset, Φ . Define the depth of a formula as the shortest path from x_0 to this formula. There is a (finite) n such that all formulas in Φ have depth $\leq n$. Give all formulas of depth n (arbitrary) truth values, and work upwards using truth functions. As the graph is acyclic, this is possible. Finally, x_0 has a truth value.

Thus, we need the infinite \bigwedge/\bigvee .

□

1.2.4 Further Remarks on Contradictory Structures

See Section 7.3 in [Sch22] for more material.

Example 1.4

We consider now some simple, contradictory cells. They should not only be contradictory for the case $x+$, but also be a potential start for the case $x-$, without using more complex cells. (Otherwise, we postpone the solution, and may forget the overly simple start.)

We will consider in Section 5 (page 34) a more complicated contradiction cell (“Diamond”), and discuss here only simple cells.

For this, we order the complexity of the cases by $(1) < (2.1) < (2.3)$ below, (2.2) is not contradictory, so it is excluded.

See Diagram 1.1 (page 10), center part.

- (1) The cell with 2 arrows.

It corresponds to the formula $d(x) = y \wedge \neg y$, graphically, it has a positive and a negative arrow from x to y , so exactly one of α and β is negative.

If x is positive, we have a contradiction.

If x is negative, however, we have a problem. Then, we have $d(x) = y \vee \neg y$. Let α be the originally positive path, β the originally negative path. Note that α is now negative, and β is positive. The α presents no problem, as y is positive, and we can append the same construction to y , and have a contradiction. However, β has to lead to a contradiction, too, and, as we will not use more complicated cells, we face the same problem again, y is negative. So we have an “escape path”, assigning \perp to all elements in one branch.

(Consider $x_0 \Rightarrow \neg, x_1 \Rightarrow \neg, x_2 \Rightarrow \neg, x_3 \dots$, setting all $x_i := -$ is a consistent valuation. So combining this cell with itself does not result in a contradictory structure.)

Of course, appending at y a Yablo Cell (see below, case (2.3)) may be the beginning of a contradictory structure, but this is “cheating”, we use a more complex cell.

- (2) Cells with 3 arrows.

Note that the following examples are not distinguished in the graph!

Again, we want a contradiction for x positive, so we need an \wedge at x , $d(x)$ (or x , we abbreviate) and have the possibilities (up to equivalence) $x = x' \wedge y$, $x = x' \wedge \neg y$, $x = \neg x' \wedge y$, $x = \neg x' \wedge \neg y$.

Again, if x is negative, all paths $\alpha : x \rightarrow y$, $\beta : x \rightarrow x'$ (or $\beta\gamma : x \rightarrow x' \rightarrow y$) have to lead to a contradiction.

- (2.1) one negative arrow, with $d(x) = \pm x' \wedge \pm y$

- (2.1.1) $x \rightarrow x' \not\rightarrow y$, $x \rightarrow y$, corresponding to $x = x' \wedge y$, so if x is negative, this is $\neg x' \vee \neg y$.

But, at y , this possible paths ends, and we have the same situation again, with a negative start, as in Case (1).

- (2.1.2) $x \rightarrow x' \rightarrow y$, $x \not\rightarrow y$

Here, we have again a positive path to y , through x' , so both x' and y will be negative, and neither gives a start for a new contradiction.

- (2.1.3) $x \not\rightarrow x' \rightarrow y$, $x \rightarrow y$

This case is analogous to case (2.1.1).

(Similar arguments apply to more complicated cells with an even number of negative arrows until the first branching point - see Remark 1.6 (page 11) below.

(2.2) 2 negative arrows: not contradictory.

(2.3) The original type of contradiction in Yablo's construction

$$x \not\rightarrow x' \not\rightarrow y, x \not\rightarrow y.$$

This will be discussed in detail in the rest of the paper. But we see already that both paths, $x \not\rightarrow x'$ and $x \not\rightarrow y$ change sign, so x' and y will be positive, appending the same type of cell at x' and y solves the problem (locally), and offers no escape.

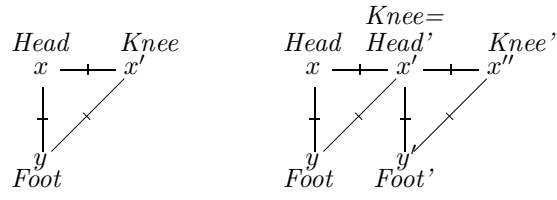
Definition 1.4

- (1) We call the contradiction of the type (2.3) of Example 1.4 (page 8), i.e. $x \not\rightarrow x' \not\rightarrow y, x \not\rightarrow y$, a Yablo Cell, YC, and sometimes x its head, y its foot, and x' its knee.
- (2) We sometimes abbreviate a Yablo Cells simply by ∇ , without going into any further details.

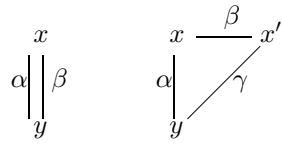
If we combine Yablo Cells, the knee for one cell may become the head for another Cell, etc.

See Diagram 1.1 (page 10), upper part.

Yablo Cells



Contradictory Cells



See Remark 1.6

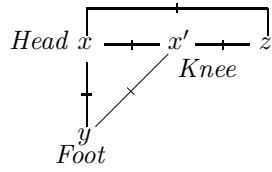


Diagram 1.1

Remark 1.6

- (1) The distinction between x' and y , i.e. between knee and foot, is very important. In the case $x+$, we have at y a complete contradiction, at x' , we have not yet constructed a contradiction. Thus, if we have at x' again an \wedge (as at x), this becomes an \vee , and we have to construct a contradiction for all $x' \rightarrow z$ (or $x' \not\rightarrow z$), not only for $x' \not\rightarrow y$. Otherwise, we have an escape possibility for $x+$. Obviously, the contradiction need not be immediate at z , the important property is that ALL paths through all z lead to a contradiction, and the simplest way is to have the contradiction immediately at $z-$ as in Yablo's construction, and our saw blades.

See Diagram 1.1 (page 10), lower part.

See also the discussion in Section 3.3 (page 22) and the construction of saw blades in Section 3.2 (page 18).

- (2) As we work for a contradiction in the case $x-$, too, the simplest way to achieve this is to have a negative arrow $x \not\rightarrow x'$, and at x' again an \wedge . This gives a chance to construct a contradiction at x' . Of course, we have to construct a contradiction at y , too, as in the case $x-$, we have an \vee at x .

Of course, we may have branches originating at x' , which all lead to contradictions in the case $x-$, so $x \rightarrow x'$ (resp. \vee at x') is possible, too.

But, for the simple construction, we need $\not\rightarrow$ between x and x' , and \wedge at x' . And this leads to the construction of contradictions for all $x' \rightarrow z$ (or $x' \not\rightarrow z$) as just mentioned above.

Example 1.5

This Example shows that infinitely many finitely branching points cannot always replace infinite branching - there is an infinite "procrastination branch" or "escape branch". This modification of the Yablo structure has one acceptable valuation for Y_1 :

Let Y_i , $i < \omega$ as usual, and introduce new X_i , $3 \leq i < \omega$.

Let $Y_i \rightarrow Y_{i+1}$, $Y_i \rightarrow X_{i+2}$, $X_i \rightarrow Y_i$, $X_i \rightarrow X_{i+1}$, with

$$d(Y_i) := \neg Y_{i+1} \wedge X_{i+2}, \quad d(X_i) := \neg Y_i \wedge X_{i+1}.$$

If $Y_1 = \top$, then $\neg Y_2 \wedge X_3$, by X_3 , $\neg Y_3 \wedge X_4$, so, generally,

if $Y_i = \top$, then $\{\neg Y_j : i < j\}$ and $\{X_j : i + 1 < j\}$.

If $\neg Y_1$, then $Y_2 \vee \neg X_3$, so if $\neg X_3$, $Y_3 \vee \neg X_4$, etc., so, generally,

if $\neg Y_i$, then $\exists j(i < j, Y_j)$ or $\forall j\{\neg X_j : i + 1 < j\}$.

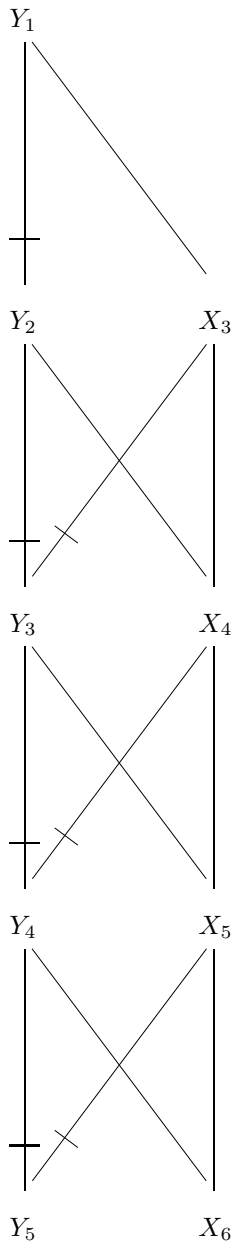
Suppose now $Y_1 = \top$, then X_j for all $2 < j$, and $\neg Y_j$ for all $1 < j$. By $\neg Y_2$ there is j , $2 < j$, and Y_j , a contradiction, or $\neg X_j$ for all $3 < j$, again a contradiction.

But $\neg Y_1$ is possible, by setting $\neg Y_i$ and $\neg X_i$ for all i .

Thus, replacing infinite branching by an infinite number of finite branching does not work for the Yablo construction, as we can always chose the "procrastinating" branch.

See Diagram 1.2 (page 12).

Diagram for Example 1.5

Diagram 1.2 Y_5 X_6

2 A Generalization of Yablo's Construction to Formulas in Disjunctive Normal Form - Examples

We discuss here a general strategy and a number of examples (in Example 2.1 (page 15)).

They have in common that the formulas are of the type $\bigvee \bigwedge$, i.e. in disjunctive normal form. The limiting cases are pure conjunctions (as in Yablo's original approach) or pure disjunctions.

The examples are straightforward generalizations of Yablo's construction, as we have here several columns, in Yablo's construction just one column, and our choice functions g (in all columns) correspond to the choice of one element in Yablo's construction.

Consider the first example below.

More precisely, as Yablo works with $\bigwedge x_i$, there is one uniform set of x_i . We work with $\bigvee \bigwedge x_{i,j}$, so we have to distinguish the elements in the \bigwedge from the sets in \bigvee . We define for this purpose columns, whose elements are the elements in the \bigwedge , and the set of columns are the sets in \bigvee . Negation is now slightly more complicated, not just OR of negated elements, but OR of choice functions of negated elements in the columns. We also need some enumeration of $\omega \times \omega$, or of a suitable set.

It is perhaps easiest to see the following example geometrically. We have a vertical column C_{i_0} where a certain property holds, and a horizontal line (the choice function g), where the opposite holds, and column and horizontal line meet.

More precisely, the property will not necessarily hold in all of C_{i_0} , but only from a certain height onward. As the choice functions g will chose even higher in the columns, the clash is assured.

For more details of the general strategy, see Definition 2.1 (page 13), Case 5 (page 14). and Example 2.1 (page 15), in particular Case 6 (page 15).

We first introduce some notation and definitions

Definition 2.1

- (1) The examples will differ in the size of the \bigwedge and \bigvee - where the case of both finite is trivial, no contradictions possible - and the relation in the graph, i.e. which formulas are "visible" from a given formula. (In Yablo's construction, the x_j , $j > i$, are visible from x_i .) We will write the relation by $\not\rightarrow$, $x \not\rightarrow y$, but for simplicity sometimes $x < y$, too, reminding us that variables inside the formulas will be negated. We consider linear and ranked orders, leaving general partial orders aside. All relations will be transitive and acyclic.

For the intuition (and beyond) we order the formulas in sets of columns. Inside a column, the formulas are connected by \bigwedge , the columns themselves are connected by \bigvee . This is the logical ordering, it is different from above order relation in the graph.

- (2) The basic structure.

(2.1) So, we have columns C_i , and inside the columns variables $x_{i,j}$. As we might have finitely or countably infinitely many columns, of finite or countably infinite size, we write the set of columns $C := \{C_i : i < \alpha\}$, where $\alpha < \omega + 1$, and $C_i := \{x_{i,j} : j < \beta_i\}$, where $\beta_i < \omega + 1$ again. By abuse of language, C will also denote the whole construction, $C := \{x_{i,j} : i, j < \omega\}$.

(2.2) Given C and $x_{i,j}$, $C \upharpoonright x_{i,j} := \{x_{i',j'} : x_{i,j} \not\rightarrow x_{i',j'}\}$, the part of C visible from $x_{i,j}$.

(2.3) Likewise, $C_{i'} \upharpoonright x_{i,j} := \{x_{i',j'} \in C_{i'} : x_{i,j} \not\rightarrow x_{i',j'}\}$.

- (3) Let $I(x_{i,j}) := \{i' < \alpha : C_{i'} \upharpoonright x_{i,j} \neq \emptyset\}$. (In some i' , there might be no $x_{i',j'}$ s.t. $x_{i,j} \not\rightarrow x_{i',j'}$.)

Given $i' \in I(x_{i,j})$, let $J(i', x_{i,j}) := \{j' < \beta_{i'} : x_{i,j} \not\rightarrow x_{i',j'}\}$. By $i' \in I(x_{i,j})$, $J(i', x_{i,j}) \neq \emptyset$.

- (4) Back to logic. Let $d(x_{i,j}) := \bigvee \{ \bigwedge \{ \neg x_{i',j'} : j' \in J(i', x_{i,j}) \} : i' \in I(x_{i,j}) \}$, (\bigwedge inside columns, \bigvee between columns). We will sometimes abbreviate $d(x_{i,j})$ by $x_{i,j}$. (Note that the $x_{i',j'}$ are exactly the elements visible from $x_{i,j}$.)

- (4.1) If $x_{i,j}$ is true (written $x_{i,j+}$), then all elements in one of the $C_{i'}$, $i' \in I(x_{i,j})$, and visible from $x_{i,j}$, must all be false - but we do not know in which $C_{i'}$. We denote this $C_{i'}$ by $C_{i(x_{i,j})}$, and define $C[x_{i,j}] := C_{i(x_{i,j})} \upharpoonright x_{i,j}$.
- (4.2) Conversely, suppose $x_{i,j}$ is false, $x_{i,j-}$. Again, we consider only elements in $C \upharpoonright x_{i,j}$, i.e. visible from $x_{i,j}$. By distributivity, $x_{i,j-} = \bigvee \{ran(g) : g \in \Pi\{C_{i'} \upharpoonright x_{i,j} : i' \in I(x_{i,j})\}\}$.
(g is a choice function choosing in all columns $C_{i'}$ the “sufficiently big” elements $x_{k,m}$, i.e. above $x_{i,j}$, $ran(g)$ its range or image.)
Note that the elements of $ran(g)$ are now positive!
The \bigvee in above formula chooses some such function g , but we do not know which. Let $g[x_{i,j}]$ denote the chosen one.
- (4.3) Note that both $C[x_{i,j}]$ and $g[x_{i,j}]$ are undefined if there are no $x_{i',j'} > x_{i,j}$.
- (5) The conflicts will be between the “vertical” (negative) columns, and “horizontal” (positive) lines of the g . It is a very graphical construction. If we start with a positive point, the negative columns correspond to the \forall in Yablo’s construction, the g to the \exists , if we start with a negative one, it is the other way round.

More precisely:

- (5.1) Let $x_{i,j+}$, consider $C[x_{i,j}] \subseteq C_{i(x_{i,j})}$ - recall all elements of $C[x_{i,j}]$ are negative.
If there is $x_{i',j'} \in C[x_{i,j}]$ which is not maximal in $C[x_{i,j}]$, then $g[x_{i',j'}]$ intersects $C[x_{i,j}]$, a contradiction, as all elements of $ran(g[x_{i',j'}])$ are positive.
Of course, such non-maximal $x_{i',j'}$ need not exist. In that case, we have to try again with the negative element $x_{i',j'}$ and Case (5.2).
- (5.2) Let $x_{i,j-}$, consider $g[x_{i,j}]$ - recall, all elements of $ran(g[x_{i,j}])$ are positive.
If there is $x_{i',j'} \in ran(g[x_{i,j}])$ such that $C[x_{i',j'}] \cap ran(g[x_{i,j}]) \neq \emptyset$, we have a contradiction. (This case is impossible in Yablo’s original construction.)
Otherwise, we have to try to work with the elements in $ran(g[x_{i,j}])$ and Case (5.1) above, etc.
Note that we can choose a suitable $x_{i',j'} \in ran(g[x_{i,j}])$, in particular one which is not maximal (if such exist), but we have no control over the choice of $C[x_{i',j'}]$, so we might have to exhaust all finite columns, until the choice is only from a set of infinite columns.

See Diagram 2.1 (page 17), upper part, and Example 2.1 (page 15), Case 6 (page 15).

Example 2.1

(1) Case 1

Consider the structure $C := \{x_{i,j} : i < \alpha, j < \omega\}$, with columns $C_i := \{x_{i,j} : j < \omega\}$.

Take a standard enumeration f of C , e.g. $f(0) := x_{0,0}$, then enumerate the $x_{i,j}$ s.t. $\max\{i, j\} = 1$, then $\max\{i, j\} = 2$, etc. As f is bijective, $f^{-1}(x_{i,j})$ is defined.

(More precisely, let $m := \max\{i, j\}$, we go first horizontally from left to right over the columns up to column $m - 1$, then in column m upwards, i.e. $x_{0,m}, \dots, x_{m-1,m}, x_{m,0}, \dots, x_{m,m}$.)

Define the relation $x_{i,j} \not\rightarrow x_{i',j'}$ iff $f^{-1}(x_{i,j}) < f^{-1}(x_{i',j'})$. Obviously, $\not\rightarrow$ is transitive and free from cycles. $C \upharpoonright k := \{x_{i,j} \in C : f^{-1}(x_{i,j}) > k\}$ etc. are defined.

We now show that the structure has no truth values.

Suppose $x_{i,j} +$.

Consider $C[x_{i,j}]$, let $i' := i(x_{i,j})$ and chose $x_{i',j'} \in C[x_{i,j}]$. $x_{i',j'}$ is false, $\text{ran}(g[x_{i',j'}])$ intersects $C_{i'}$ above $x_{i',j'}$, so we have a contradiction.

In particular, $x_{0,0}+$ is impossible.

Suppose $x_{0,0}-$, then $\text{ran}(g[x_{0,0}]) \neq \emptyset$, chose $x_{i,j} \in \text{ran}(g[x_{0,0}])$, so $x_{i,j}+$, but we saw that this is impossible.

Note: for $\alpha = 1$, we have Yablo's construction.

(2) Case 2

We now show that the same construction with columns of height 2 does not work, it has an escape path.

Set $x_{i,0}+$, $x_{i,1}-$ for all i . $C_{i(x_{i,0})}$ might be C_i , so $C[x_{i,0}] = \{x_{i,1}\}$, which is possible. $\text{ran}(g[x_{i,1}])$ might be $\{x_{j,0} : j > i\}$, which is possible again.

(3) Case 3

We change the order in Case 2 (page 15), to a (horizontally) ranked order:

$x_{i,j} < x_{i',j'}$ iff $i < i'$ (thus, between columns), we now have a contradiction:

Consider $x_{i,0}-$ and $g[x_{i,0}]$. $g[x_{i,0}](i)$ is undefined. Let $x_{i+1,j'} := g[x_{i,0}](i+1)$, thus $x_{i+1,j'}+$. Consider $C[x_{i+1,j'}]$. This must be some $C_{i'}$ for $i' > i+1$, so $C[x_{i+1,j'}] \cap \text{ran}(g[x_{i,0}]) \neq \emptyset$, and we have a contradiction.

For $x_{0,0}+$, consider $C[x_{0,0}]$, this must be some C_i , $i > 0$, take $x_{i,0} \in C_i$, $x_{i,0}-$, and continue as above.

(4) Case 4

Modify Case 1 (page 15), to a ranked order, but this time horizontally: $x_{i,j} < x_{i',j'}$ iff $j < j'$.

Take $x_{i,j}+$, consider $C[x_{i,j}]$, this may be (part of) any $C_{i'}$ (beginning at $j+1$). Take e.g. $x_{i',j+1}- \in C[x_{i,j}]$, consider $g[x_{i',j+1}]$, a choice function in $\{C_k \upharpoonright x_{i',j+1} : k, \omega\}$ this will intersect $C[x_{i,j}]$. In particular, $x_{0,0}+$ is impossible.

Suppose $x_{0,0}-$, take $x_{i,j}+ \in \text{ran}(g[x_{0,0}])$, and continue as above.

Note that the case with just one C_i is the original Yablo construction.

(5) Case 5

We modify Case 1 (page 15) again: Consider the ranked order by $x_{i,j} \not\rightarrow x_{i',j'}$ iff $\max\{i, j\} < \max\{i', j'\}$.

This is left to the reader as an exercise.

(6) Case 6

The general argument is as follows (and applies to general partial orders, too):

(6.1) We show that $x_{i,j}+$ leads to a contradiction. (In our terminology, $x_{i,j}$ is the head.)

(6.1.1) we find $C[x_{i,j}]$ (negative elements) above $x_{i,j}$ - but we have no control over the choice of $C[x_{i,j}]$,

(6.1.2) we chose $x_{i',j'} \in C[x_{i,j}]$ - if there is a minimal such, chose this one, it must not be a maximal element in $C[x_{i,j}]$ ($x_{i',j'}$ is the knee),

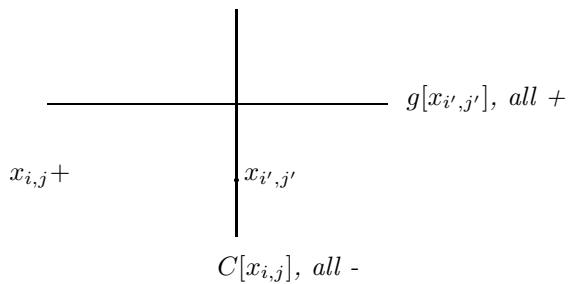
- (6.1.3) we find $g[x_{i',j'}]$ (positive elements) above $x_{i',j'}$ - again we have no control over the choice of this g . But, as $C[x_{i,j}] \upharpoonright x_{i',j'}$ is not empty, $\text{ran}(g[x_{i',j'}]) \cap C[x_{i,j}] \neq \emptyset$, so we have a contradiction ($x_{i',j''} \in \text{ran}(g[x_{i',j'}]) \cap C[x_{i,j}]$ is the foot).
- (6.1.4) We apply the reasoning to $x_{0,0}$.
- (6.2) We show that $x_{0,0}-$ leads to a contradiction.
- (6.2.1) We have $g[x_{0,0}]$ (positive elements) - but no control over the choice of g . In particular, it may be arbitrarily high up.
- (6.2.2) we chose $x_{i,j} \in \text{ran}(g[x_{0,0}])$ with enough room above it for the argument about $x_{i,j}+$ in (6.1).
- (6.3) Case 3 (page 15) is similar, except that we work horizontally, not vertically.

Remark 2.1

Note that we may use here the ideas of Condition 4.1 (page 33), based on the discussion in Section 3.3 (page 22), to construct and check constructions for arbitrary formulas in disjunctive normal form.

Diagram for Definition 2.1 Case 5

Case 5, (4.1)



Case 5, (4.2)

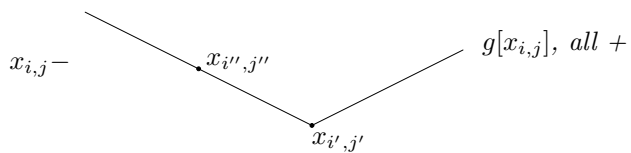


Diagram for Example 2.1 Case 1

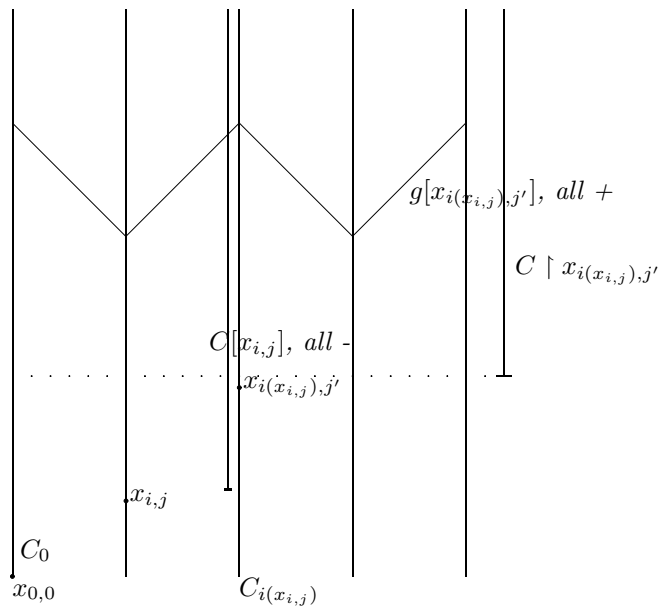


Diagram 2.1

3 Saw Blades

3.1 Introduction

Yablo works with contradictions in the form of $x_0 = \neg x_1 \wedge \neg x_2$, $x_1 = \neg x_2$, graphically $x_0 \not\rightarrow x_1 \not\rightarrow x_2$, $x_0 \not\rightarrow x_2$. They are combined in a formally simple total order, which, however, blurs conceptual differences.

We discuss here different, conceptually very clear and simple, examples of a Yablo-Like construction.

In particular, we emphasize the difference between x_1 and x_2 in the Yablo contradictions. The contradiction is finished in x_2 , but not in x_1 , requiring the barring of escape routes in x_1 . We repair the possible escape routes by constructing new contradictions for the SAME origin. This is equivalent to closing under transitivity in the individual “saw blades” - see below.

So we use the same “cells” as Yablo does for the contradictions, but analyse the way they are put together.

We use the full strength of the conceptual difference between x_1 and x_2 (in above notation) only in Section 3.4 (page 27), where we show that preventing x_2 from being TRUE is sufficient, whereas we need x_1 to be contradictory, see also Section 3.3 (page 22). Thus, we obtain a minimal, i.e. necessary and sufficient, construction for combining Yablo cells in this way.

3.2 Saw Blades

First, we show the escape route problem.

Example 3.1

Consider Construction 3.1 (page 18) without closing under transitivity, i.e. the only arrows originating in $x_{\sigma,0}$ will be $x_{\sigma,0} \not\rightarrow x_{\sigma,1}$ and $x_{\sigma,0} \not\rightarrow y_{\sigma,0}$, etc.

Let $x_{\sigma,0} = TRUE$, then $x_{\sigma,1}$ is an \vee , and we pursue the path $x_{\sigma,0} \not\rightarrow x_{\sigma,1} \not\rightarrow x_{\sigma,2}$, this has no contradiction so far, and we continue with $x_{\sigma,2} = TRUE$, $x_{\sigma,3}$ is \vee again, we continue and have $x_{\sigma,0} \not\rightarrow x_{\sigma,1} \not\rightarrow x_{\sigma,2} \not\rightarrow x_{\sigma,3} \not\rightarrow x_{\sigma,4}$, etc., never meeting a contradiction, so we have an escape path.

Construction 3.1

We construct a saw blade σ , SB_{σ} .

(1) “Saw Blades”

(1.1) Let $x_{\sigma,0} \not\rightarrow x_{\sigma,1} \not\rightarrow x_{\sigma,2} \not\rightarrow x_{\sigma,3} \not\rightarrow x_{\sigma,4}, \dots$

$x_{\sigma,0} \not\rightarrow y_{\sigma,0}, x_{\sigma,1} \not\rightarrow y_{\sigma,0}, x_{\sigma,1} \not\rightarrow y_{\sigma,1}, x_{\sigma,2} \not\rightarrow y_{\sigma,1}, x_{\sigma,2} \not\rightarrow y_{\sigma,2}, x_{\sigma,3} \not\rightarrow y_{\sigma,2}, x_{\sigma,3} \not\rightarrow y_{\sigma,3}, x_{\sigma,4} \not\rightarrow y_{\sigma,3}, \dots$

we call the construction a “saw blade”, with “teeth” $y_{\sigma,0}, y_{\sigma,1}, y_{\sigma,2}, \dots$ and “back” $x_{\sigma,0}, x_{\sigma,1}, x_{\sigma,2}, \dots$

We call $x_{\sigma,0}$ the start of the blade.

See Diagram 3.1 (page 20), upper part.

(1.2) Add (against escape), e.g. first $x_{\sigma,0} \not\rightarrow x_{\sigma,2}, x_{\sigma,0} \not\rightarrow y_{\sigma,1}$, then $x_{\sigma,1} \not\rightarrow x_{\sigma,3}, x_{\sigma,1} \not\rightarrow y_{\sigma,2}$, now we have to add $x_{\sigma,0} \not\rightarrow x_{\sigma,3}, x_{\sigma,0} \not\rightarrow y_{\sigma,2}$, etc, recursively. This is equivalent to closing the saw blade under transitivity with negative arrows $\not\rightarrow$. This is easily seen.

(1.3) We define the valuation by $d(x_{\sigma,i}) := \bigwedge \neg z_{\sigma,j}$, for all $x_{\sigma,j}$ such that $x_{\sigma,i} \not\rightarrow z_{\sigma,j}$, as in the original Yablo construction.

(2) Composition of saw blades

(2.1) Add for the teeth $y_{\sigma,0}, y_{\sigma,1}, y_{\sigma,2}, \dots$ their own saw blades, i.e. start at $y_{\sigma,0}$ a new saw blade $SB_{\sigma,0}$ with $y_{\sigma,0} = x_{\sigma,0,0}$, at $y_{\sigma,1}$ a new saw blade $SB_{\sigma,1}$ with $y_{\sigma,1} = x_{\sigma,1,0}$, etc.

(2.2) Do this recursively.

I.e., at every tooth of every saw blade start a new saw blade. See Diagram 3.2 (page 21).

Note:

It is NOT necessary to close the whole structure (the individual saw blades together) under transitivity.

Fact 3.1

All $z_{\sigma,i}$ in all saw blades so constructed are contradictory, i.e. assigning them a truth value leads to a contradiction.

Proof

Fix some saw blade SB_{σ} in the construction.

(1) Take any $z_{\sigma,i}$ with $z_{\sigma,i+}$, i.e. $z_{\sigma,i} = TRUE$. We show that this is contradictory.

(1.1) Case 1: $z_{\sigma,i}$ is one of the $x_{\sigma,i}$ i.e. it is in the back of the blade.

Take any $x_{\sigma,i'}$ in the back such that there is an arrow $x_{\sigma,i} \not\rightarrow x_{\sigma,i'}$ ($i' := i + 1$ suffices). Then $x_{\sigma,i'} = FALSE$, and we have an \vee at $x_{\sigma,i'}$. Take any $z_{\sigma,j}$ such that $x_{\sigma,i'} \not\rightarrow z_{\sigma,j}$, by transitivity, $x_{\sigma,i} \not\rightarrow z_{\sigma,j}$, so $z_{\sigma,j} = FALSE$, but as $x_{\sigma,i} = FALSE$, $z_{\sigma,j} = TRUE$, contradiction.

(1.2) Case 2: $z_{\sigma,i}$ is one of the $y_{\sigma,i}$, i.e. a tooth of the blade.

Then $y_{\sigma,i}$ is the start of the new blade starting at $y_{\sigma,i}$, and we argue as above in Case 1.

(2) Take any $z_{\sigma,i}$ with $z_{\sigma,i-}$, i.e. $z_{\sigma,i} = FALSE$, and we have an \vee at $z_{\sigma,i}$, and one of the successors of $z_{\sigma,i}$, say $z_{\sigma,j}$, has to be TRUE. We just saw that this is impossible.

(For the intuition: If $z_{\sigma,i}$ is in the back of the blade, all of its successors are in the same blade. If $z_{\sigma,i}$ is one of the teeth of the blade, all of its successors are in the new blade, starting at $z_{\sigma,i}$. In both cases, $z_{\sigma,j} = TRUE$ leads to a contradiction, as we saw above.)

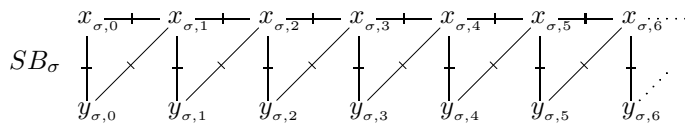
Remark 3.2

Note that all $y_{\sigma,i}$ are contradictory, too, not only the $x_{\sigma,i}$. We will see in Section 3.4 (page 27) that we can achieve this by simpler means, as we need to consider here the case $x_{\sigma,i} \vee$ only, the contradiction for the case $x_{\sigma,i} \wedge$ is already treated.

Thus, we seemingly did not fully use here the conceptual clarity of difference between x_1 and x_2 alluded to in the beginning of Section 3.2 (page 18). See, however, the discussion in Section 3.3 (page 22).

Diagram Single Saw Blade

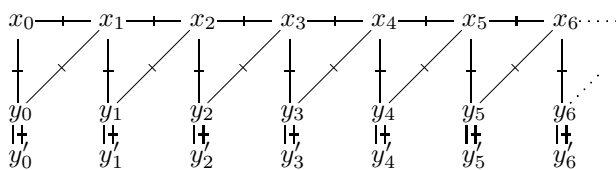
*Start of the saw blade σ beginning at $x_{\sigma,0}$,
before closing under transitivity*



*Read $x_{\sigma,0} \not\rightarrow x_{\sigma,1} \not\rightarrow y_{\sigma,0}$, $x_{\sigma,0} \not\rightarrow y_{\sigma,0}$, etc., more precisely:
 $x_{\sigma,0} = \neg x_{\sigma,1} \wedge \neg y_{\sigma,0}$, $x_{\sigma,1} = \neg y_{\sigma,0} \wedge \neg x_{\sigma,2} \wedge \neg y_{\sigma,1}$, etc.*

Diagram Simplified Saw Blade

*Start of the saw blade before closing
the blade (without “decoration”) under transitivity*



Read $y_0 = y'_0 \wedge \neg y'_0$ etc.

Diagram 3.1

Diagram Composition of Saw Blades

Composition of saw blades (without additional arrows)

The fat dots indicate identity, e.g. $y_{0,0} = x_{0,0,0}$

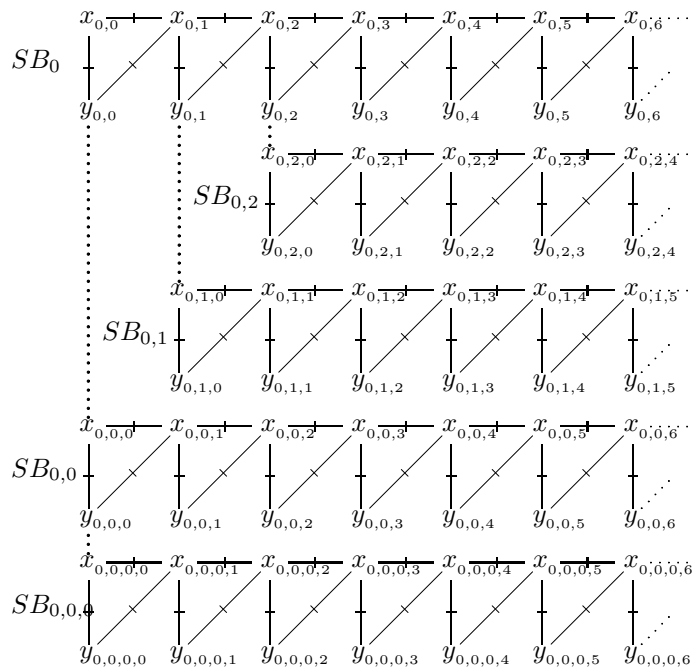


Diagram 3.2

3.3 Discussion of Saw Blades

We analyse here the construction of saw blades from the prerequisites and show that Yablo's construction is a necessary substructure.

The analysis will be illustrated in Diagram 3.3 (page 25) and Diagram 3.4 (page 26). They will also show that the negative arrows are necessary - though this is not important here.

3.3.1 Preliminaries

Yablo's structure is sufficient, it shows that x_0 there does not have a consistent truth value.

We construct a structure from the prerequisites which is more general, and contains Yablo's structure as a substructure. This shows that Yablo's structure is necessary (and minimal) under our prerequisites.

As we are mainly interested in constructing Yablo's structure from the prerequisites, we will stop analysing the rest of the structure after some initial steps, in order to simplify things.

One of the consequences of the construction is that we will have a constructive proof of the necessity of infinite depth and width.

We will work as usual with conjunctions of negations.

Recall:

Definition 3.1

- (1) A Yablo cell (YC) has the form $x \nrightarrow x' \nrightarrow y, x \nrightarrow y$.

x is the head, x' the knee, y the foot.

Without any branching at x' , $x+$ is impossible, as it is contradictory.

If $x+$, then $x' - \vee$. Thus, if we add some $x' \nrightarrow y'$ (or $x' \rightarrow y'$), we have $x- = y \vee y'$, so $x+$ is not contradictory any more. Any $x' \nrightarrow y'$ opens a new possibility for $x+$ to be consistent, although x is the head of a YC.

- (2) If, for all $x' \nrightarrow y'$, we also have $x \nrightarrow y'$, $x+$ is again impossible.

We call such a system of $x \nrightarrow x'$, and for all $x' \nrightarrow y_i$ also $x \nrightarrow y_i$ a Yablo Cell System (YCS) - of course, with head x and knee x' .

Thus, if we want an contradiction at x , a YC with head x does not suffice, we need a YCS with head x .

3.3.2 Prerequisites

We use the following prerequisites:

- (1) x_0 is contradictory
- (2) If there is an arrow $x_0 \nrightarrow x$, then x is contradictory.

Translated to YC's and YCS's, this means:

- (1) x_0 is the head of a YCS (for x_0+)
- (2) For any $x_0 \nrightarrow x$, and x_0- , thus $x + \bigwedge$, $x+$ is the head of a YCS.

3.3.3 Strategy

During the inductive construction, we will append new YC 's, say $z \not\rightarrow z' \not\rightarrow z''$, $z \not\rightarrow z''$, to the construction done so far, but we will see that prerequisite (2) in Section 3.3.2 (page 22) will force us to add new arrows to z' , say $z' \not\rightarrow z'''$, so the YCS property at z is destroyed, and we will have to repair the YCS by adding a new arrow $z \not\rightarrow z'''$.

The final construction is the union of infinitely many steps, so all YCS's which were destroyed at some step will be repaired later again.

3.3.4 Details of the construction

- (1) Start:

We begin with $x_0 \not\rightarrow x_1 \not\rightarrow y_0$, $x_0 \not\rightarrow y_0$.

See Diagram 3.3 (page 25), Top.

This is a YCS with head x_0 , thus x_0 is contradictory, and prerequisite (1) in Section 3.3.2 (page 22) is satisfied.

- (2) Prerequisite (2) is not satisfied, and we add two new YC 's to x_1 and y_0 to satisfy prerequisite (2):

$x_1 \not\rightarrow x_2 \not\rightarrow y_1$, $x_1 \not\rightarrow y_1$, and

$y_0 \not\rightarrow z_0 \not\rightarrow z'_0$, $y_0 \not\rightarrow z'_0$.

See Diagram 3.3 (page 25), Center, only $x_1 \not\rightarrow x_2 \not\rightarrow y_1$, $x_1 \not\rightarrow y_1$ shown.

- (3) The new arrows $x_1 \not\rightarrow x_2$ and $x_1 \not\rightarrow y_1$ destroy the YCS at x_0 with knee x_1 .

We could, of course, begin a new YC at x_0 with different knee, say $x_0 \not\rightarrow x'_1 \not\rightarrow y'_0$, which is a YCS, but this would take us back to step (1), step (2) would have been a dead end, and we would be in the same situation again. Thus, this does not lead anywhere.

Thus, we have to repair the situation of step (2) by adding $x_0 \not\rightarrow x_2$ and $x_0 \not\rightarrow y_1$, and we have a YCS again.

See Diagram 3.3 (page 25), Bottom.

- (4) Prerequisite (2) is again not satisfied, and we add two new YC 's, to x_2 and y_1 , say

$x_2 \not\rightarrow x_3 \not\rightarrow y_2$, $x_2 \not\rightarrow y_2$, and

$y_1 \not\rightarrow z_1 \not\rightarrow z'_1$, $y_1 \not\rightarrow z'_1$.

See Diagram 3.4 (page 26), Top, only $x_2 \not\rightarrow x_3 \not\rightarrow y_2$, $x_2 \not\rightarrow y_2$ shown.

Note:

It might be possible to find or add arrows $x_2 \not\rightarrow u$ and $x_2 \not\rightarrow u'$ and $u \not\rightarrow u'$ to already constructed u , u' , without introducing cycles. We continue with u , u' , adding arrows $x_0 \not\rightarrow u$, $x_0 \not\rightarrow u'$, etc., but as the construction already achieved is finite, in the end, we will have to add new points and arrows. More precisely, such u , u' cannot be some x_i already construct, this would create a cycle, it has to be some y or z . We will neglect the y 's and z ' anyway, as our main interest here lies in the x_i and the arrows between them.

- (5) We now want to construct arrows $x_0 \not\rightarrow x_3$ and $x_0 \not\rightarrow y_2$ using a broken YCS property at x_0 , but we have here a new knee, x_2 and not x_1 (which is the knee for x_0). So, we have to proceed indirectly.

- (6) The new arrows $x_2 \not\rightarrow y_2$ and $x_2 \not\rightarrow x_3$ destroy the YCS at x_1 with knee x_2 , and we add $x_1 \not\rightarrow x_3$ and $x_1 \not\rightarrow y_2$ to repair the YCS.

See Diagram 3.4 (page 26), Center.

- (7) But, now, we go from x_0 via the knee, have new arrows $x_1 \not\rightarrow x_3$ and $x_1 \not\rightarrow y_2$, and have to repair the YCS of x_0 by adding $x_0 \not\rightarrow x_3$ and $x_0 \not\rightarrow y_2$.

See Diagram 3.4 (page 26), Bottom.

- (8) We use here in (6) and (7) the general property of the construction that x_{i+1} is the knee of the YCS with head x_i .

Consequently, if we add an arrow $x_{i+1} \rightarrow x$, then we have to add an arrow $x_i \not\rightarrow x$ to repair the YCS with head x_i .

The argument goes downward until x_0 (as x_i is the knee of the YCS with head x_{i-1} etc.), so, if we add an arrow $x_{i+1} \not\rightarrow x$, we have to add new arrows $x_k \not\rightarrow x$ for all $0 \leq k \leq x_i$.

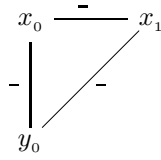
- (9)(9.1) Thus, there are arrows $x_i \not\rightarrow x_j$ for all $i, j, i < j$, and the construction is transitive for the x'_i s.

(9.2) Every x_i is head of a YCS with knee x_{i+1} .

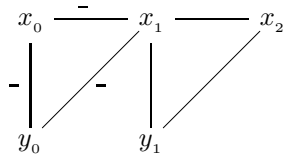
(9.3) Thus, every arrow from any x_i to any x_j goes to the head of a YCS, and not only the arrows from x_0 .

This property is “accidental”, and due to the fact that for any arrow $x_i \not\rightarrow x_j$, there is also an arrow $x_0 \not\rightarrow x_j$, and property (2) holds for x_0 by prerequisite.

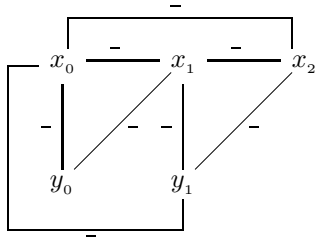
- (10) The construction has infinite depth and branching.



Contradiction at x_0+
 If x_0- , all arrows from x_0 have to lead to a contradiction, so $x_0 \not\rightarrow y_0$ and $x_0 \not\rightarrow x_1$ have to be negative arrows.
 But if x_0+ , we need a contradiction in $\{x_0, x_1, y_0\}$, so $x_1 \not\rightarrow y_0$ has to be negative, too.

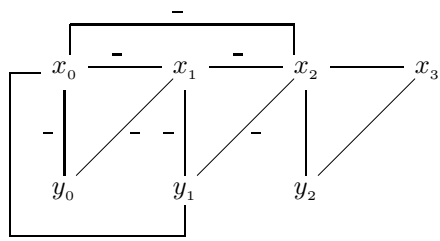


Contradiction for $x_0-, x_0..x_1$ has to lead to new Yablo Cell

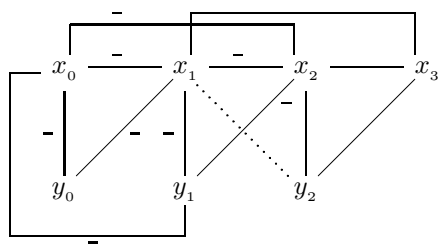


Repair contradiction at x_0+ (due to new branches at x_1-)
 In future, we will not draw the new arrows to the y_i 's
 Again, $x_0 \not\rightarrow x_2$ and $x_0 \not\rightarrow y_1$ have to be negative.
 But, as $\{x_0, x_1, y_1\}$ and $\{x_0, x_1, x_2\}$ have to be contradictory, $x_1 \not\rightarrow y_1$ and $x_1 \not\rightarrow x_2$ have to be negative, too

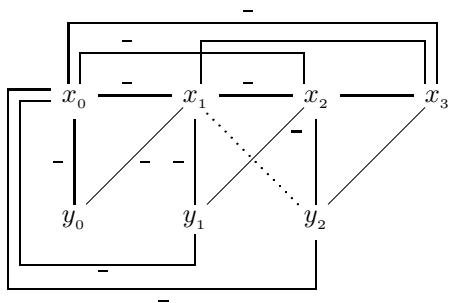
Diagram 3.3



Repair contradiction at x_0- : new branch $x_0..x_2$ has to lead to new Yablo Cell



*Repair contradiction at x_1+ due to new branch $x_2..x_3$
As x_1 is the head of a Yablo Cell, we have the dotted line from x_1 to y_2*



*Repair contradiction at x_0+ due to new branch $x_1..x_3$
Because of the dotted line x_1 to y_2 , we also need a line x_0 to y_2 . It has to be negative (for the case x_0-).
As $\{x_0, x_1, y_2\}$ is contradictory, $x_1 \not\rightarrow y_2$ is negative.
As $\{x_0, x_1, x_3\}$ is contradictory, $x_1 \not\rightarrow x_3$ is negative.
As $\{x_1, x_2, x_3\}$ is contradictory, $x_2 \not\rightarrow x_3$ is negative.
But as x_2 is the head of a Yablo Cell, and $x_2 \not\rightarrow y_2$, $x_2 \not\rightarrow x_3$, so $x_3 \not\rightarrow y_2$, too.
Thus, ALL lines in the diagram are negative.*

Diagram 3.4

3.4 Simplifications of the Saw Blade Construction

We show here that it is not necessary to make the $y_{\sigma,i}$ contradictory in a recursive construction, as in Construction 3.1 (page 18). It suffices to prevent them to be true.

We discuss three, much simplified, Saw Blade constructions.

Thus, we fully use here the conceptual difference of x_1 and x_2 , as alluded to at the beginning of Section 3.2 (page 18).

Note, however, that the back of each saw blade “hides” a Yablo construction. The separate treatment of the teeth illustrates the conceptual difference, but it cannot escape blurring it again in the back of the blade.

See also Example 1.4 (page 8) for examples of simple contradictions.

First, we discuss some “false” simplifications which do not work.

3.4.1 Simplifications that will not work

We try to simplify here the Saw Blade construction. Throughout, we consider formulas of pure conjunctions.

We start with a Yablo Cell, but try to continue otherwise.

So we have $x_0 \not\rightarrow x_1 \not\rightarrow x_2$, $x_1 \not\rightarrow x_2$. So x_0+ is impossible. We now try to treat x_0- . We see in Section 3.4 (page 27) that appending $x_2 \Rightarrow_{\pm} y_2$ may take care of the necessary contradiction at x_2 , see Diagram 3.1 (page 20), lower part. When we try to do the same at x_1 , i.e. some $x_1 \Rightarrow_{\pm} x_3$, we solve again the necessary contradiction at x_1 , but run into a problem with x_0+ , as x_1 is an \vee . So x_3 has to be contradictory. If we continue $x_3 \Rightarrow_{\pm} x_4 \Rightarrow_{\pm} x_5$ etc., this will not work, as we may set all such x_i- , and have a model. In abstract terms, we only procrastinate the same problem without solving anything. Of course, we could append after some time new Yablo Cells, as in the saw blade construction, but this is cheating, as the “true” construction begins only later.

Suppose we add not only $x_1 \Rightarrow_{\pm} x_3$, but also $x_0 \Rightarrow_{\pm} x_3$, then we solve x_0+ , but x_0- is not solved.

Working with cells of the type (2.1) in Example 1.4 (page 8) will lead to similar problems.

Consequently, any attempt to use a “pipeline”, avoiding infinite branching, is doomed:

Instead of $x_0 \not\rightarrow x_1$, $x_0 \not\rightarrow x_2$, \dots etc. we construct a “pipeline” of x'_i , with $x_0 \not\rightarrow x'_1$, $x_1 \not\rightarrow x'_2$, etc, $x'_1 \rightarrow x'_2 \rightarrow x'_3 \dots$, and $x'_1 \rightarrow x_1$, $x'_2 \rightarrow x_2$, etc. or similarly, to have infinitely many contradictions for paths from x_0 .

As this is a set of classical formulas, this cannot achieve inconsistency, see Fact 1.5 (page 7).

3.4.2 Real simplifications

Construction 3.2

- (1) Take ONE saw blade σ , and attach (after closing under transitivity) at all $y_{\sigma,i}$ a SINGLE Yablo Cell $y_{\sigma,i} \not\rightarrow u_{\sigma,i} \not\rightarrow v_{\sigma,i}$, $y_{\sigma,i} \not\rightarrow v_{\sigma,i}$. We call this the decoration, it is not involved in closure under transitivity.

- (1.1) Any node z in the saw blade (back or tooth) cannot have $z+$, this leads to a contradiction:

If $z = x_i$ (in the back):

Let x_i+ : Take $x_i \not\rightarrow x_{i+1}$ (any x_j , $i < j$ would do), if $x_{i+1} \not\rightarrow r$, then by transitivity, $x_i \not\rightarrow r$, so we have a contradiction.

If $z = y_i$ (a tooth):

y_i+ is contradictory by the “decoration” appended to y_i .

- (1.2) Any x_i- (x_i in the back, as a matter of fact, x_0- would suffice) is impossible:

Consider any $x_i \not\rightarrow r$, then $r+$ is impossible, as we just saw.

Note: there are no arrows from the back of the blade to the decoration.

- (2) We can simplify even further. The only thing we need about the y_i is that they cannot be $+$. Instead of decorating them with a Yablo Cell, any contradiction will do, the simplest one is $y_i = y'_i \wedge \neg y'_i$. Even just one y' s.t. $y_i = y' \wedge \neg y'$ for all y_i would do. (Or a constant FALSE.)

See Diagram 3.1 (page 20), lower part.

Formally, we set

$$x_0 := \bigwedge \{ \neg x_i : i > 0 \} \wedge \bigwedge \{ \neg y_i : i \geq 0 \},$$

for $j > 0$:

$$x_j := \bigwedge \{ \neg x_i : i > j \} \wedge \bigwedge \{ \neg y_i : i \geq j - 1 \},$$

and

$$y_j := y'_j \wedge \neg y'_j.$$

- (3) In a further step, we see that the y_i (and thus the y'_i) need not be different from each other, one y and one y' suffice.

Thus, we set $x_j := \bigwedge \{ \neg x_i : i > j \} \wedge \neg y$, $y := y' \wedge \neg y'$.

(Intuitively, the cells are arranged in a circle, with y at the center, and y' “sticking out”. We might call this a “curled saw blade”.

- (4) When we throw away the y_j altogether, we have Yablo’s construction. this works, as we have the essential part in the x_i ’s, and used the y'_j s only as a sort of scaffolding.

Remark 3.3

It seems difficult to conceptually simplify even further, as Section 3.3 (page 22) shows basically the need for the construction of the single Saw Blades. We have to do something about the teeth, and above Construction 3.2 (page 27), in particular cases (2) and (3) are simple solutions.

The construction is robust, as the following easy remarks show:

- (1) Suppose we have “gaps” in the closure under transitivity, so, e.g. not all $x_0 \not\rightarrow x_i$ exist, they always exist only for $i > n$. (And all other $x_k \not\rightarrow x_l$ exist.) Then x_0 is still contradictory. Proof: Suppose x_0+ , then we have the contradiction $x_0 \not\rightarrow x_n \not\rightarrow x_{n+1}$ and $x_0 \not\rightarrow x_{n+1}$. Suppose x_0- , let $x_0 \not\rightarrow x_i$. As x_i is unaffected, x_i+ is impossible.
- (2) Not only x_0 has gaps, but other x_i , too. Let again x_n be an upper bound for the gaps. As above, we see that x_0+ , but also all x_i+ are impossible. If $x_0 \not\rightarrow x_i$, as x_i+ is impossible, x_0- is impossible.
- (3) x_0 has unboundedly often gaps, the other x_i are not affected. Thus, for $i \neq 0$, x_i+ and x_i- are impossible. Thus, x_0- is impossible, as all x_i+ are, and x_0+ is, as all x_i- are.

Finally, instead of showing that two paths $\pi : x \dots y$ and $\sigma : x \dots y$ are contradictory, we may also show that all continuations $\rho : y \dots z$, $\rho' : y \dots z'$ have contradictions, $\tau : x \dots z$ and $\tau' : x \dots z'$ to $\sigma\rho$ and $\sigma\rho'$ respectively. Consider the following situation: $x_0 \not\rightarrow x_1 \not\rightarrow x_2 \not\rightarrow x_3$, $x_0 \not\rightarrow x_3$, $x_1 \not\rightarrow x_3$, but $x_0 \not\rightarrow x_2$ is missing, so we have no contradiction with $x_0 \not\rightarrow x_1 \not\rightarrow x_2$. $x_0 \not\rightarrow x_1 \not\rightarrow x_2 \not\rightarrow x_3$ and $x_1 \not\rightarrow x_3$ form no contradiction, as both lengths are odd. We have a contradiction $x_0 \not\rightarrow x_1 \not\rightarrow x_3$ and $x_0 \not\rightarrow x_3$, but, as x_1 is an “ \vee ”, we have to make sure that all continuations from x_1 have a contradiction with suitable $x_0 \not\rightarrow x_i$, even without $x_0 \not\rightarrow x_2$, they have to meet later on.

4 The “Right” Level of Abstraction

4.1 Expressing Logical Operators by Combinations of Yablo Cells

Remark 4.1

In the diagrams in Diagram 4.1 (page 30) the inner path $x - y - z$ is barred by $x - z$, and the outer path contains 3 or 2 negations.

Note that in all diagrams Diagram 4.1 (page 30), and Diagram 4.2 (page 31) y will always be FALSE, and as $x = \neg y \wedge \neg z$, $\neg y$ is true and will not be considered, the value of x depends only on the branch through z .

E.g., in Diagram 4.1 (page 30), upper part, the path $z - x$ has uneven length, so the diagram describes negation, in Diagram 4.1 (page 30), lower part, the path $z' - z - x$ has even length, so the diagram describes identity.

Definition 4.1

We define negations and their type.

See Section 4.1 (page 29), Diagram 4.1 (page 30).

A negation (diagram) is a diagram all of whose arrows are of the $\not\rightarrow$ kind.

We define negation diagrams, or, simply, negations, and their type.

- An arrow $x \not\rightarrow x'$ is a negation of type 0.
A negation $x \not\rightarrow z, x \not\rightarrow y \not\rightarrow z, y \not\rightarrow y' \not\rightarrow z$. is of type $n + 1$ iff
all negations inside are of type $\leq n$, and at least one negation inside is of type n .

Similarly, we may define the type of an identity via the type of the negations it is composed of - see Diagram 4.1 (page 30), lower part.

This all shows that we may blur the basic structure almost ad libitum, making a characterisation difficult. (See here Diagram 4.3 (page 32) etc. too.)

Remark 4.2

Thus, it seems very difficult to describe Yablo type diagrams on the level of single arrows. It seems to be the wrong level of abstraction.

We now give some examples.

4.2 Some Examples

Diagram Negation

Lines represent negated downward arrows, except for the line $y''-z$, which stands for a positive downward arrow.

We can achieve this using a diamond, too, see Section 5.3

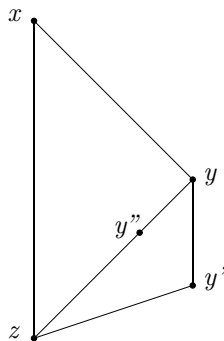
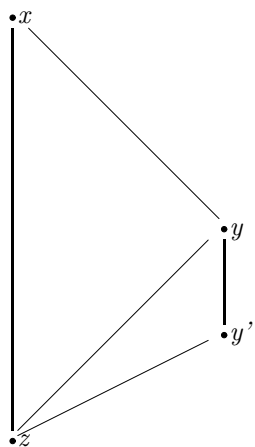


Diagram Identity

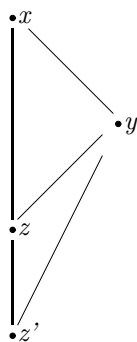


Diagram 4.1

Diagram TRUE (*Lines represent negated downward arrows*)

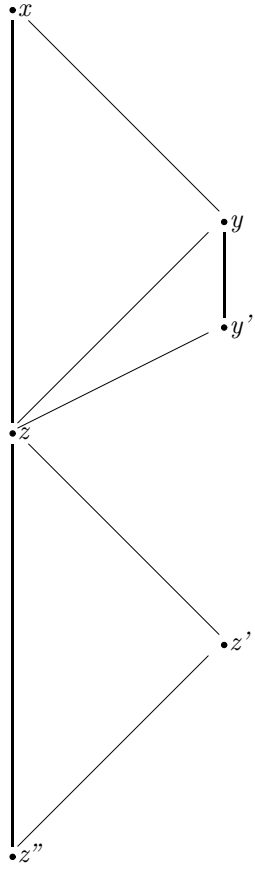


Diagram 4.2

Diagram $z' \wedge \neg u$ (Lines represent negated downward arrows)

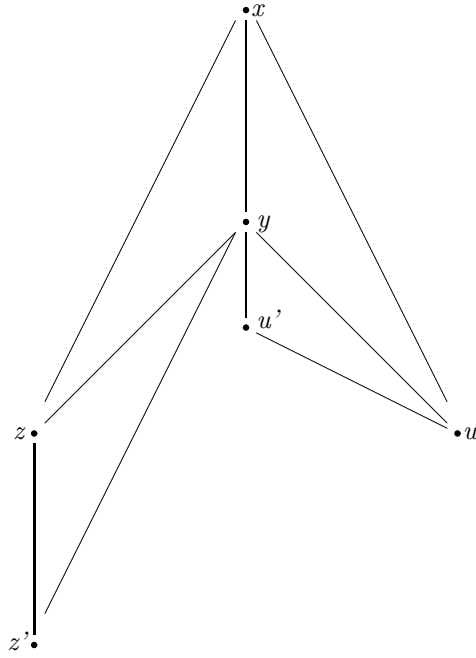


Diagram 4.3

4.3 Paths Instead of Arrows

In Section 4.1 (page 29), we concluded that the level of arrows might be the wrong level of abstraction. We change perspective, and consider paths, i.e. sequences of arrows, sometimes neglecting branching points.

We assume all formulas attached to nodes are as in Yablo's paper, i.e. pure conjunctions of positive or negative (names of) nodes.

Condition 4.1

We use an extension of the language beyond $\bigwedge \neg$, so, strictly speaking, our result is NOT an equivalence result. In addition to $\neg x_i$ as components of \bigwedge , we also admit formulas of the type $(x_i \vee \neg x_i)$.

Note also that we speak only about special cases here: The formulas are of the type $\bigwedge \neg$, we use Yablo cells for contradictions, and every arrow (path below) leads directly to a new Yablo cell, see Section 3.3.2 (page 22).

Suppose a graph Γ contains an infinite set of points $x_i : i \in \omega$, which are connected by paths $\sigma_{i,j} : x_i \dots x_j$ of odd length, for all $i < j$, then we can interpret this graph so that x_0 (as a matter of fact, all x_i) cannot have a truth value.

Proof

We saw in Section 3.3 (page 22) that we can generate from the prerequisites a structure isomorphic to Yablo's structure.

Conversely: Let y be any node in Γ , if $y \not\leftrightarrow y'$ is not part of the $\sigma_{i,j}$, then interpret $y \not\leftrightarrow y'$ by $(y' \vee \neg y')$. Thus, $y \not\leftrightarrow y'$ has no influence on the truth of y . In particular, the branching points inside the $\sigma_{i,j}$ disappear, and the $\sigma_{i,j}$ become trivial. The x_i are not influenced by anything apart from the $x_j, j > i$.

Thus, the construction of the $x_i, x_j, \sigma_{i,j}$ is equivalent to Yablo's structure.

Definition 4.2

Our argument above was a bit sloppy. We can make it more precise.

If x is contradictory, i.e. both $x+$ and $x-$ lead to a contradiction, we have $M(x) = \emptyset$, and $M(\neg x) = \emptyset$ (which is impossible in classical logic, with $M(\cdot)$ the set of models).

But the following definition seems reasonable:

$$M(x \wedge \phi) := M(x) \cap M(\phi), \text{ and } M(x \vee \phi) := M(x) \cup M(\phi).$$

In above proof, we used $M(x \wedge TRUE) = M(x)$.

5 Possible Contradiction Cells

5.1 Prerequisites

In Yablo's construction, and our Saw Blades, the basic contradiction had the form $x \not\rightarrow y \not\rightarrow z, x \not\rightarrow z$. We generalize this now, as illustrated in Diagram 5.1 (page 36), x_0 corresponds to x , a_2 to y , b_2 to z . The arrow $x \not\rightarrow y$ is replaced by a perhaps more complicated path via a_1 , $x \not\rightarrow z$ by a perhaps more complicated path via b_2 , but we still want a_2 and b_2 origins of new contradictions in the case $x_0 -$.

The most interesting modification is of the type of Case (2.4.2) in Remark 5.1 (page 34), where the contradiction originating at x_0 is via an additional point, z . We call this a "Diamond", and examine this case in more detail in Section 5.3 (page 38), and Section 5.3.1 (page 44).

In the Diamond case, we need a positive arrow (equivalently two negative arrows without branching in between), either from a_2 to z , or from b_2 to z .

In all cases, σ from x_0 to a_2 , and σ' from x_0 to b_2 has to be negative, so $x_0 -$ results in $a_2 +$ and $b_2 +$. Omitting a_1 and b_1 , and adding a direct arrow $a_2 \rightarrow b_2$ results in the original Yablo Cell.

We continue to work with pure conjunctions, now of positive or negative propositional variables.

5.2 Various Types

Remark 5.1

See Diagram 5.1 (page 36).

We examine here the different modifications of Yablo's basic construction (called Yablo cell here).

Note that e.g. $x_0 \dots a_1$ need not be an arrow, it may be a longer path.

The contradiction need not be e.g. $a_2 \dots b_2$, but they might take a "detour" $a_2 \dots z$ and $b_2 \dots z$. (The cases like $a_2 \dots z \dots b_2$ are already covered by $a_2 \dots b_2$.) So z will be the "point of conflict". We will call these cases "detour to z " (and the construction "diamonds").

We do not break e.g. $x_0 \dots a_1$ further down, this suffices for our analysis.

So we have the following cases:

- (1) a_1 as additional branching point
 - (1.1) from a_1 to b_1
 - (1.2) from a_1 to b_2
 - (1.3) from a_1 to b_3
 - (1.4) from a_1 to z and
 - (1.4.1) from b_1 to z , b_1 as additional branching point
 - (1.4.2) from b_2 to z , b_2 as additional branching point
 - (1.4.3) from b_3 to z , b_3 as additional branching point
- (2) a_2 (again a_2 and b_i as additional branching points)
 - (2.1) from a_2 to b_1
 - (2.2) from a_2 to b_2
 - (2.3) from a_2 to b_3
 - (2.4) from a_2 to z and
 - (2.4.1) from b_1 to z
 - (2.4.2) from b_2 to z (See Diagram 5.2 (page 37).)
 - (2.4.3) from b_3 to z
- (3) a_3 (again a_3 and b_i as additional branching points)

- (3.1) from a_3 to b_1
- (3.2) from a_3 to b_2
- (3.3) from a_3 to b_3
- (3.4) from a_3 to z and
 - (3.4.1) from b_1 to z
 - (3.4.2) from b_2 to z
 - (3.4.3) from b_3 to z

We will examine the cases now.

The requirements are (see Section 3.3.2 (page 22)):

- (R1) If x_0+ , then we have in all possible cases a contradiction between σ and σ' .
- (R2) If x_0- , then we have a_2+ and b_2+ , and a_2, b_2 are heads of new contradiction cells.
- Note: By (R1) and (R2), all branches from a_2 (and b_2) need to be contradicted.

We will mostly leave aside that the paths will meet later at a new YC, beyond a_2 (or b_2).

Recall Yablo's construction:

$x_0 \not\rightarrow x_1 \not\rightarrow x_2, x_0 \not\rightarrow x_2$, and x_1, x_2 heads of new YC's. Here, in the case x_0- , we have two different paths $x_0 \not\rightarrow x_1 \not\rightarrow x_2, x_0 \not\rightarrow x_2$. The first path does not result in x_2+ , but, before x_2 , it made x_1+ . The second path makes x_2+ , so both paths satisfy (R2).

This does not apply to Case (1), as we branch BEFORE meeting a_2 , head of a new contradiction in the case x_0- .

(1) Case (1):

In all cases, we have to branch at a_1 with $a_1 + \wedge$, as we need to have a certain contradiction for x_0+ , so we have $x_0 \rightarrow a_1$. But then, for x_0- , we branch at $a_1 - \vee$. Now, one branch will lead to a_2 , the other to z , or b_1, b_2, b_3 .

Cases (1.1) and (1.2):

As we need a contradiction, the path $x_0 \dots b_1 \dots b_2$ will contradict $x_0 \dots a_1 \dots b_1 \dots b_2$, so not both have b_2+ , as required by (R2). (Thus, appending the same type of construction at b_2 again, etc. will result in an escape path x_0-, b_2- , etc.)

Case (1.3) and z :

$x_0 \dots a_1 \dots b_3$ or $x_0 \dots a_1 \dots z$ will not meet any new contradiction - unless it comes after b_2 , which we do not discuss here.

(2) Case (2):

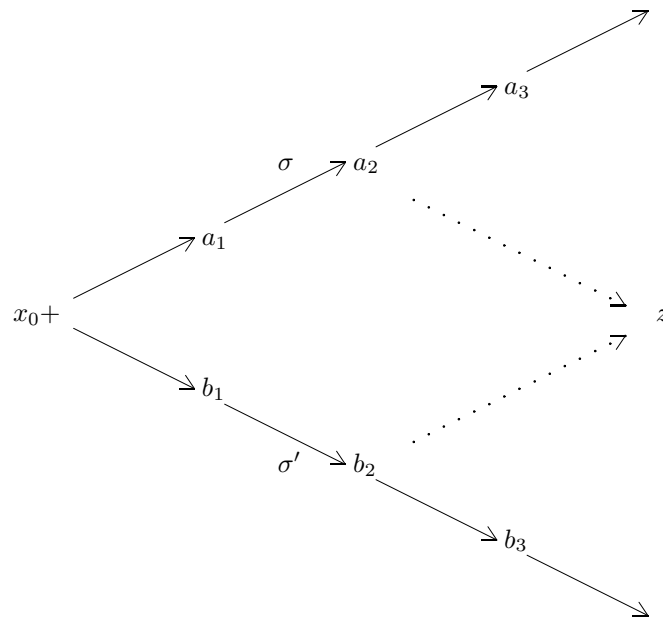
As in Yablo's construction, the path via a_2 meets already a new contradiction (in a_2), so we can satisfy (R1) and (R2) without introducing new contradictions, except for Case (2.1) with detour to z . Here, we have the same problem as in Case (1) (so we have to find a new contradiction at or beyond z).

The interesting cases are (2.3), and (2.4.2), (2.4.3), they are of the same type, we will discuss Case (2.4.2) below, see Section 5.3 (page 38).

(3) Case (3):

The same considerations as for Case (2) apply.

See Remark 5.1



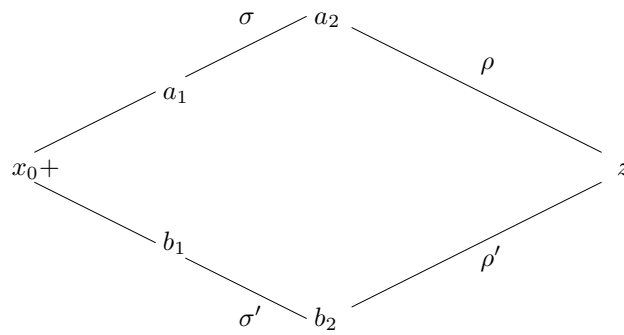
Recall that $val(x_0..a_2) =$
 $val(x_0..b_2) = -$

The solid arrows stand for positive or negative paths
 For the dotted arrows see Remark 5.1, Case (2.4.2)
 and Example 5.1, (2)

Diagram 5.1

The Diamond Contradiction

See Remark 5.1



Recall that $val(x_0..a_2) =$
 $val(x_0..b_2) = -$
but $val(\rho) \neq val(\rho')$

Diagram 5.2

5.3 Diamonds

Remark 5.2

We may, of course, imitate a diamond $a \not\rightarrow b \not\rightarrow d$, $a \not\rightarrow c \rightarrow d$ by a triangle $a \not\rightarrow b \not\rightarrow d$, $a \not\rightarrow c \rightarrow d$, where the “detour” via c is integrated in the line $a \not\rightarrow d$. But this cheating, and would neglect the essential property, that each of b and c should have a new diamond attached to it.

Example 5.1

(9.1.23)

We use for paths σ , σ' $\sigma \perp \sigma'$ to express that σ contradicts σ' .

- (1) Consider Diagram 5.5 (page 43), lower part.

$$x_0 - x_2 - y_2, x_0 - x_1 - y_2, x_2 - y'_2, x_1 - y_1$$

We have

(1) $x_0 - x_2 - y_2 \perp x_0 - x_1 - y_2$, so (a) $x_0 - x_2 - y_2 - y_1 \perp$ (b) $x_0 - x_1 - y_2 - y_1$

(2) $x_1 - y_2 - y_1 \perp x_1 - y_1$, so (b) $x_0 - x_1 - y_2 - y_1 \perp$ (c) $x_0 - x_1 - y_1$

(3) (a) $x_0 - x_2 - y_2 - y_1 \perp$ (c) $x_0 - x_1 - y_1$

Thus, (a) \perp (b) \perp (c) \perp (a), which is impossible.

- (2) Consider Diagram 5.5 (page 43), upper part.

$$x_0 - x_1 - y_1 - z_1, x_0 - x_2 - y_2 - z_1, x_2 - y'_2, x_1 - y_2.$$

We have

(1) $x_0 - x_1 - y_2 \perp x_0 - x_2 - y_2$, so (a) $x_0 - x_1 - y_2 - z_1 \perp$ (b) $x_0 - x_2 - y_2 - z_1$

(2) $x_1 - y_1 - z_1 \perp x_1 - y_2 - z_1$, so (c) $x_0 - x_1 - y_1 - z_1 \perp$ (a) $x_0 - x_1 - y_2 - z_1$

(3) (b) $x_0 - x_2 - y_2 - z_1 \perp$ (c) $x_0 - x_1 - y_1 - z_1$

So (a) \perp (b) \perp (c) \perp (a), which is impossible.

- (3) Modify (2) as follows:

We add an additional point x'_1 “inside” the upper part. More precisely, we add $x_1 \rightarrow x'_1 \rightarrow y_1$, $x'_1 \rightarrow y_2$. \rightarrow may be positive or negative.

We postulate:

(1) $x_0 - x_1 - y_2 \perp x_0 - x_2 - y_2$

(2) $x'_1 - y_1 - z_1 \perp x'_1 - y_2 - z_1$

(3) $x_0 - x_1 - y_1 - z_1 \perp x_0 - x_2 - y_2 - z_1$

This is not sufficient, as the following possible additional information

(4) $x_1 - x'_1 - y_1$ does not contradict $x_1 - y_1$

(5) $x_1 - x'_1 - y_2 \perp x_1 - y_2$

shows.

We have to add again

(6) $x_1 - y_1 - z_1 \perp x_1 - y_2 - z_1$

adding (4) and (5) is now impossible.

- (4) More generally, to have contradictions, paths need a common end (and we have a common beginning in x_0). We can then continue, preserving contradiction. Thus, we find a common end and beginning for all paths, and can apply the “odd cycle rule”.

Note that for x_0+ and x_0- , we need y_2+ , we must not branch there, first, we need to contradict $x_0 - x_2 - y_2$ with some x_1 for ALL branches originating in x_1 , second, to make x_1+ contradictory itself.

In the rest of this section, we give some simple examples as “warming up exercises”, before we turn in Section 5.3.1 (page 44) to a proof that - at least in our setting - Diamonds cannot replace Yablo Cells, see Remark 5.15 (page 55).

Remark 5.3

See Diagram 5.3 (page 41), Diagram 5.4 (page 42).

Because of $x_0 \ominus \text{val}(x_0, x_1) = \text{val}(x_0, x_2) = -$.

Take e.g. Case (1.1). Here, x_1 is a conjunction of positive or negative occurrences of y_1, y_2, y , Thus, if x_0+ , $\neg x_1$ is a disjunction of (the negatives) of above occurrences. So, it might e.g. be $y_1 \vee \neg y_2 \vee y$, and we cannot be sure of going to y , and thus a fortiori not of having a contradiction for the case x_0+ . In more detail:

If x_0+ , then x_1- , and let x_1- be expressed by some logical formula $\phi = \phi_1 \vee \dots \vee \phi_n$, with each ϕ_i a conjunction of letters. We know that, for the contradiction to work for x_0 , $\text{val}(x_1, y) \neq \text{val}(x_2, y)$ has to hold. Suppose $\text{val}(x_2, y) = -$, so $\text{val}(x_1, y) = +$. Then, in each conjunction, we must have y . Take now the case x_0- , then x_1+ and consequently $\text{val}(x_1, y_1) \neq \text{val}(x_1, y_2, y_1)$ has to hold. Fix $\text{val}(y_2, y_1)$. The negation of ϕ is the disjunction of the (negated) conjunctions of all choice functions in the conjunctions for ϕ . But one of those conjunctions is just $\neg y \wedge \dots \wedge \neg y = \neg y$, it says nothing about y_1 or y_2 , so we cannot force any coherence between $\text{val}(x_1, y_1)$ and $\text{val}(x_1, y_2, y_1)$.

Note that this argument works for arbitrary infinite formulas, too.

The arguments for all Cases 1 and 2 are similar.

Case 3 is more interesting, we discuss Case (3.1), (3.2) is similar.

We distinguish two possibilities:

Case A: $\text{val}(y, z) = -$.

Then $\text{val}(x_1, z) = \text{val}(x_1, y)$ and $\text{val}(x_2, z) = \text{val}(x_2, y)$, to obtain contradictions for x_1+ and x_2+ .

Thus, $x_1 = y \wedge z$ or $x_1 = \neg y \wedge \neg z$, and $x_2 = y \wedge z$ or $x_2 = \neg y \wedge \neg z$.

Take e.g. the possibility $x_1 = x_2 = y \wedge z$. Then $\neg x_1 = \neg x_2 = \neg y \vee \neg z$, and if we chose for $\neg x_1$ and $\neg x_2$ both $\neg y$, we have no contradiction.

Take, e.g. the possibility $x_1 = y \wedge z$, $x_2 = \neg y \wedge \neg z$. Then $\neg x_1 = \neg y \vee \neg z$, $\neg x_2 = y \vee z$. Chose for $\neg x_1$ $\neg y$, and for $\neg x_2$ z , then we have no contradiction.

Case B: $\text{val}(y, z) = +$.

Then $\text{val}(x_1, z) \neq \text{val}(x_1, y)$ and $\text{val}(x_2, z) \neq \text{val}(x_2, y)$, to obtain contradictions for x_1+ and x_2+ .

Thus, $x_1 = y \wedge \neg z$ or $x_1 = \neg y \wedge z$, and $x_2 = y \wedge \neg z$ or $x_2 = \neg y \wedge z$.

The Case $x_1 = x_2 = y \wedge \neg z$ is as above for Case A.

Consider now the Case $x_1 = y \wedge \neg z$, $x_2 = \neg y \wedge z$. Thus, $\neg x_1 = \neg y \vee z$, $\neg x_2 = y \vee \neg z$. Choosing $\neg y$, $\neg z$ has no contradiction.

Thus, it seems likely that no diamond construction works at x_0 , which has both properties \oplus and \ominus . See Remark 5.15 (page 55) for a formal result.

Fact 5.4

See Diagram 5.4 (page 42), lower part.

Consider x_0 with \oplus and \ominus .

- (1) $x_0 - x_1 - y - u$, $x_0 - x_2 - y$, $x_1 - z - u$, $x_2 - z - u$.

As $x_0 \oplus$, x_1 and $x_2 \oplus$. So we have a diamond $x_1 - z - u$, $x_1 - y - u$, and a diamond $x_2 - z - u$, $x_2 - y - u$.

By $x_0 \ominus$, we have $x_0 - x_1$ and $x_0 - x_2$ have the same sign, both negative.

For x_0+ , x_1 and x_2 are -, so we do not know which of the four $x_1 - z - u$, $x_1 - y - u$ and $x_2 - y - u$, $x_2 - z - u$ are active. Thus, all pairs from $\{x_1 - z - u, x_1 - y - u\}$ and $\{x_2 - y - u, x_2 - z - u\}$, i.e. all

pairs $\{x_1 - z - u, x_2 - y - u\}$, $\{x_1 - z - u, x_2 - z - u\}$, $\{x_1 - y - u, x_2 - y - u\}$, $\{x_1 - y - u, x_2 - z - u\}$ have to be contradictory.

In addition, as $x_1 \oplus$, $x_1 - y - u$ and $x_1 - z - u$ have to be contradictory, likewise for $x_2 \oplus$, $x_2 - y - u$, $x_2 - z - u$ have to be contradictory.

But this is impossible: (We abbreviate here $val(\sigma)$ by σ .)

We have $x_1yu \neq x_2yu$, $x_1yu \neq x_2zu$, $x_1zu \neq x_2yu$, $x_1zu \neq x_2zu$, moreover $x_1yu \neq x_1zu$, $x_2yu \neq x_2zu$.

Resulting in a cycle of odd length $x_1yu \neq x_2yu \neq x_1zu \neq x_1yu$. See Fact 1.4 (page 6), and for more details Fact 7.4.2 in [Sch22].

- (2) (Without u , instead with y - z , so no diamonds here at the top.)

We then have $x_1z \neq x_1yz$, $x_2z \neq x_2yz$, $x_1z \neq x_2z$, $x_1z \neq x_2yz$, $x_1yz \neq x_2z$, $x_1yz \neq x_2yz$, resulting in $x_1z \neq x_2z \neq x_2yz \neq x_1z$.

- (3) We add to $y - u$ and $z - u$, $y - u'$ and $z - u'$.

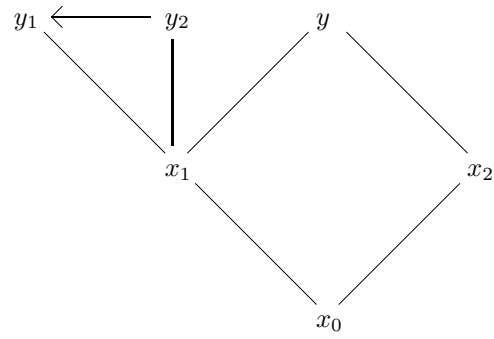
For x_0+ , we know that $x_1y \neq x_2y$ and $x_1z \neq x_2z$.

If both y - and z -, then the paths through y and z might not meet, so there is a fortiori no contradiction.

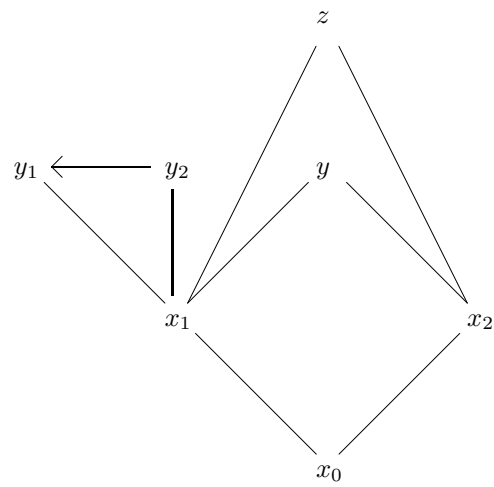
So x_1y and x_1z both negative will not work for the contradiction for x_1+ , likewise for x_2y and x_2z for x_2+ .

But then we find a negative pair of paths to y and z for x_0+ , e.g. if x_1y is neg., then x_1z is positive, so x_2z is neg., and we have a problem with the contradiction for $x_1y \dots u/u'$ and $x_2z \dots u/u'$.

See Remark 5.3



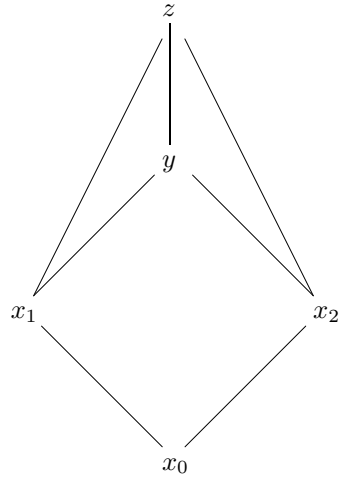
Case (1.1)



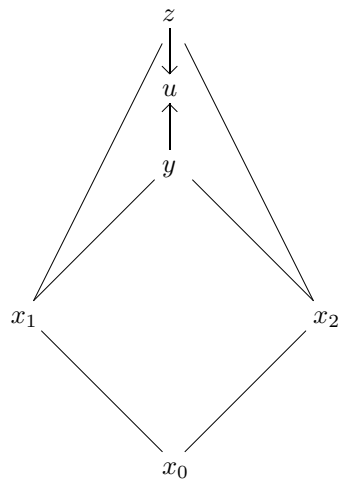
Case (1.3)

Diagram 5.3

See Remark 5.3 and Fact 5.4



Case (3.1)



Case (3.2)

Diagram 5.4

See Example 5.1

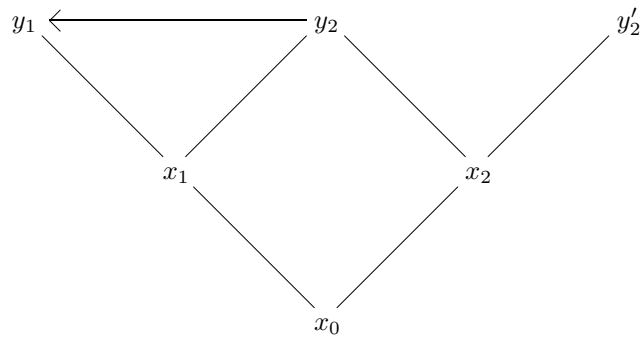
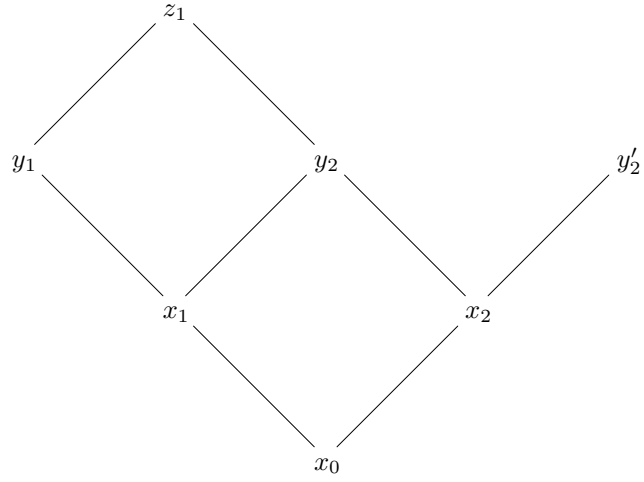


Diagram 5.5

5.3.1 Nested Diamonds

Remark 5.5

We present here some examples of constructions with nested diamonds. They are - for us - inconclusive. We were unable to make a Yablo like construction, but have to proof that this is impossible.

Perhaps they might inspire the reader to try and find a result either way.

Remark 5.6

See Diagram 5.6 (page 45).

To make the diagram more readable, we have noted some points several times $(x_2, x_{4,1}, x_{4,2})$, they are connected by vertical fat lines.

We have 7 diamonds, $(x_0, x_{1,1}, x_2, x_{1,2})$, $(x_{1,1}, x_{3,1}, x_{4,1}, x_{3,2})$, $(x_{1,2}, x_{3,3}, x_{4,2}, x_{3,4})$, $(x_{3,1}, x_{5,1}, x_{6,1}, x_{5,2})$, $(x_{3,2}, x_{5,3}, x_{6,2}, x_{5,4})$, $(x_{3,3}, x_{5,5}, x_{6,3}, x_{5,6})$, $(x_{3,4}, x_{5,7}, x_{6,4}, x_{5,8})$. They are drawn using thick lines.

In all diamonds, the bottom and the upper right lines are supposed to be negative, the upper left line is meant positive for a contradiction.

The thin lines compensate “or’s”, and will be discussed below.

This diagram, or some modification of it seems the right way to to use diamonds instead of triangles for the contradictions recursively, as the triangles are used recursively in Yablo’s construction.

We will discuss that this does not seem to work - but perhaps we have not found the correct way to do this.

- (1) Suppose x_0+ , so we need a contradiction in the bottom diamond.

Now, $x_{1,1}$ and $x_{1,2}$ are both negative and \vee , so $x_{1,1} - x_{3,1}$ and $x_{1,1} - x_{3,2}$ as well as $x_{1,2} - x_{3,3}$ and $x_{1,2} - x_{3,4}$ have to form a contradiction in all cases, too. Thus, all on the left hand side have to be positive, just as $x_{1,1} - x_2$, and all on the right hand side negative.

If x_0- , then $x_{1,1}$ will be $+$, and we need a contradiction in the diamond $(x_{1,1}, x_{3,1}, x_{4,1}, x_{3,2})$ for all lines leaving $x_{3,1}$ and $x_{3,2}$, but $x_{3,1} - x_2$ and $x_{3,2} - x_2$ have to be positive for the case x_0+ , as we just saw, so this does not work.

- (2) If we modify the construction, and consider for x_0+ not the direct lines $x_{1,1} - x_{3,1}$ and $x_{1,1} - x_{3,2}$, but go higher up ($x_{3,i}$ are all $+$, \wedge) e.g. lines $x_{4,1} - x_2$, then this will not work either, as one way to go to $x_{4,1}$ is positive, the other is negative, so the paths $x_{1,1} - x_{3,1} - x_{4,1} - x_2$ and $x_{1,1} - x_{3,2} - x_{4,1} - x_2$ cannot both be positive as required.
- (3) If we try to go higher up, e.g. to $x_{5,3}$ and $x_{5,4}$ we have again an \vee , and need a contradiction in the diamond $(x_{3,2}, x_{5,3}, x_{6,2}, x_{5,4})$, so we are in the same situation as with the diamond $(x_{1,1}, x_{3,1}, x_{4,1}, x_{3,2})$. Of course, this is not a formal proof, but it looks very much like an idea for a proof!
- (4) If we make e.g. $x_{1,1} - x_{3,1}$ positive, and $x_{1,1} - x_{3,2}$ negative, and both $x_{3,1} - x_{4,1}$ and $x_{3,2} - x_{4,1}$ both positive or negative, then this will not help either. $x_{1,1} - x_{3,1} - x_2$ and $x_{1,1} - x_{3,2} - x_2$ both have to be negative for the bottom diamond, but different for the diamond starting at $x_{1,1}$.
- (5) Note that it was sufficient to consider the left hand side of the diagram for contradiction, it is directly related to nesting diamonds, be it on both sides or on one only.
- (6) There are a number of questions, e.g.:
 - (6.1) is it useful to impose equalities like $x_{3,1} = x_{3,3}$?
 - (6.2) is it useful to split the different x_2 etc. into different points?
 - (6.3) is it useful to identify various diamonds, like those beginning at $x_{1,1}$ and $x_{1,2}$?

See Remark 5.6

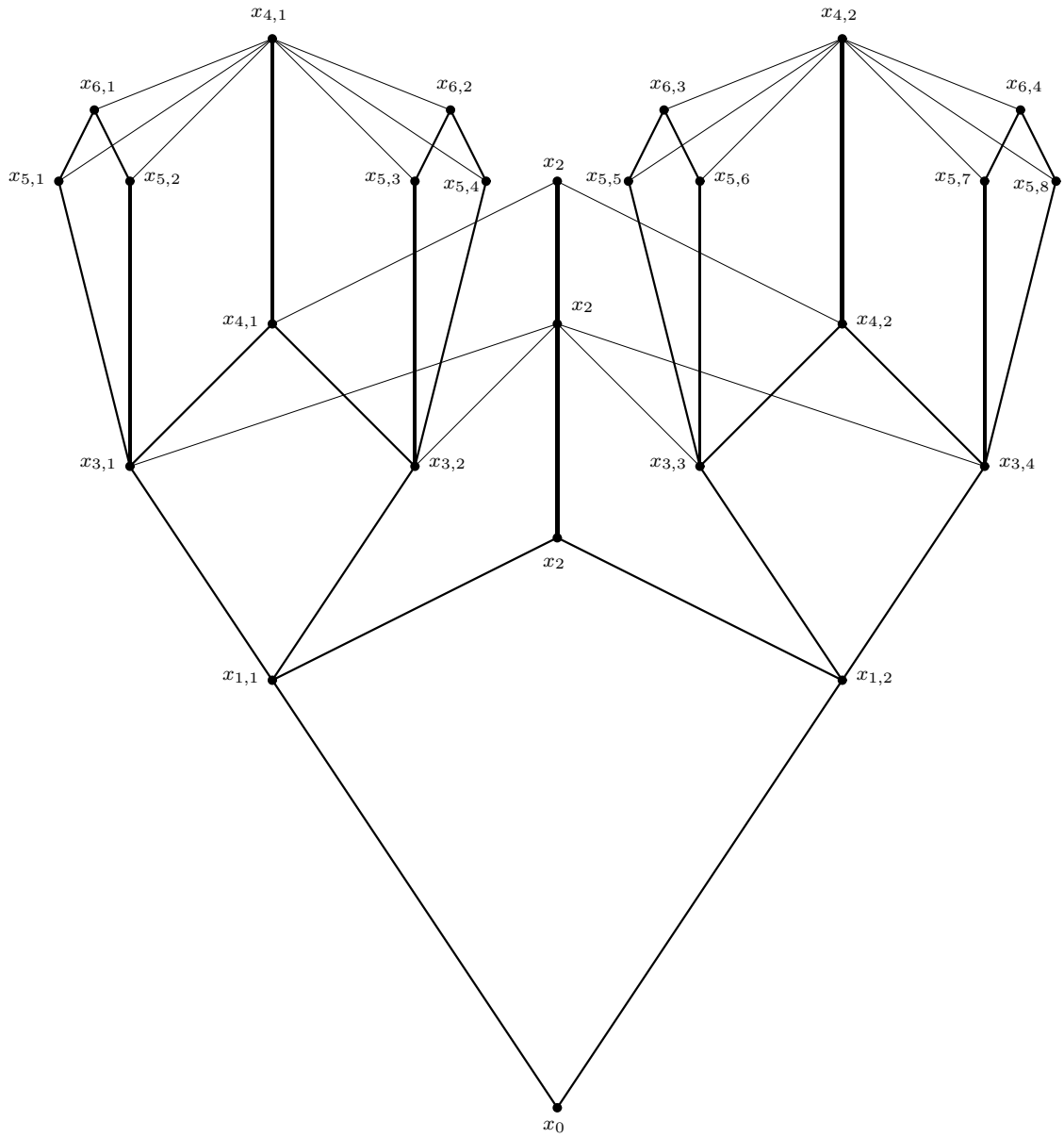


Diagram 5.6

Remark 5.7

We try to imitate the Yablo construction using diamonds instead of triangles. See Diagram 5.7 (page 47), for the moment both sides.

The basic construction is $x_0 - x_{1,1} - x_2$, $x_0 - x_{1,2} - x_2$.

To make the construction recursive, we have to add, among other things, a new diamond at $x_{1,1}$, $x_{1,1} - x_{3,1} - x_4$ and $x_{1,1} - x_{3,2} - x_4$, etc.

- (1) Consider first the left hand side of the diagram.

$x_0 - x_{1,2} - x_2$ contradicts $x_0 - x_{1,1} - x_2$, and $x_0 - x_{1,2} - x_2 - x_{3,2}$ contradicts $x_0 - x_{1,1} - x_{3,2}$.

$x_0 - x_{1,1} - x_{3,1} - x_4$ and $x_0 - x_{1,2} - x_2 - x_{3,2} - x_4$ are not contradictory, just as $x_0 - x_{1,1} - x_{3,1} - x_{5,2}$ and $x_0 - x_{1,2} - x_2 - x_{3,2} - x_4 - x_{5,2}$ are not contradictory.

More generally, the paths via $x_{i,1}$ to x_{i+1} and via $x_{i,1}$ to $x_{i+2,2}$ behave the same way. It is also easy to see that $x_{i,1} - x_{i+2,2} - x_{i+3}$ and $x_{i,1} - x_{i+2,1} - x_{i+3}$ behave differently with respect to contradicting the simple vertical path, e.g. $x_0 - x_{1,2} - x_2 - x_{3,2}$ contradicts $x_0 - x_{1,1} - x_{3,2}$, but $x_0 - x_{1,1} - x_{3,1} - x_4$ and $x_0 - x_{1,2} - x_2 - x_{3,2} - x_4$ are not contradictory.

Consider now $x_0 \oplus$, then $x_{1,1} \ominus \vee$, and we have to make all paths to contradict the corresponding simple vertical path. This works for $x_{1,1} - x_2$ and $x_{1,1} - x_{3,2}$, but not for $x_{1,1} - x_{3,1} - x_4$ and $x_{1,1} - x_{3,1} - x_{5,2}$. As $x_{3,1} \oplus \wedge$, we have a "second chance" to continue via $x_0 - x_{1,1} - x_{3,1} - x_{5,1}$, but $x_{5,1}$ is $\ominus \vee$, so $x_{5,1} - x_6$ and $x_{5,1} - x_{7,2}$ are ok, but $x_{5,1} - x_{7,1}$ is not, and we have an escape path.

- (2) The construction on the right hand side of the diagram avoids this problem, as for $x_0 \oplus$, $x_{3,1} \oplus \wedge$, and $x_0 - x_{1,1} - x_{3,1} - x_{6,2}$ contradicts $x_0 - x_{1,2} - x_2 - x_{3,2} - x_4 - x_5 - x_{6,2}$.

But we created a different problem for the added diamond: If $x_{1,1} \oplus$, then $x_{3,1} \ominus$, so not only $x_{1,1} - x_{3,1} - x_4$ has to contradict $x_{1,1} - x_{3,2} - x_4$, but also $x_{1,1} - x_{3,1} - x_{6,2}$ has to contradict $x_{1,1} - x_{3,2} - x_4 - x_5 - x_{6,2}$, which does not work.

In addition, we have a triangle contradiction in $x_{3,1} \rightarrow x_4 \not\rightarrow x_5 \not\rightarrow x_{6,2}$, $x_{3,1} \not\rightarrow x_{6,2}$.

In summary: both attempts fail, but, of course, a different approach might still work.

- (3) Note that the roles of \wedge and \vee are exchanged when we go from x_0 to $x_{1,1}$ and $x_{1,2}$.

In Yablo's construction, this presents no problem, as the structure seen from x_0 and any other x_i is the same.

This is not the case in our example.

Remark 5.8

See Diagram 5.8 (page 48). (All arrows except the four marked "+" are negative.)

We cannot stop at $x_{1,1}$, without introducing $x_{1,0}$, and just adding $x_0 \not\rightarrow x_{3,1}$ is not permitted, as we would have used a triangle contradiction, which we wanted to avoid.

But then, we have to branch at $x_{1,0}$, otherwise, we have a triangle in disguise - and we do not see how to finish the construction.

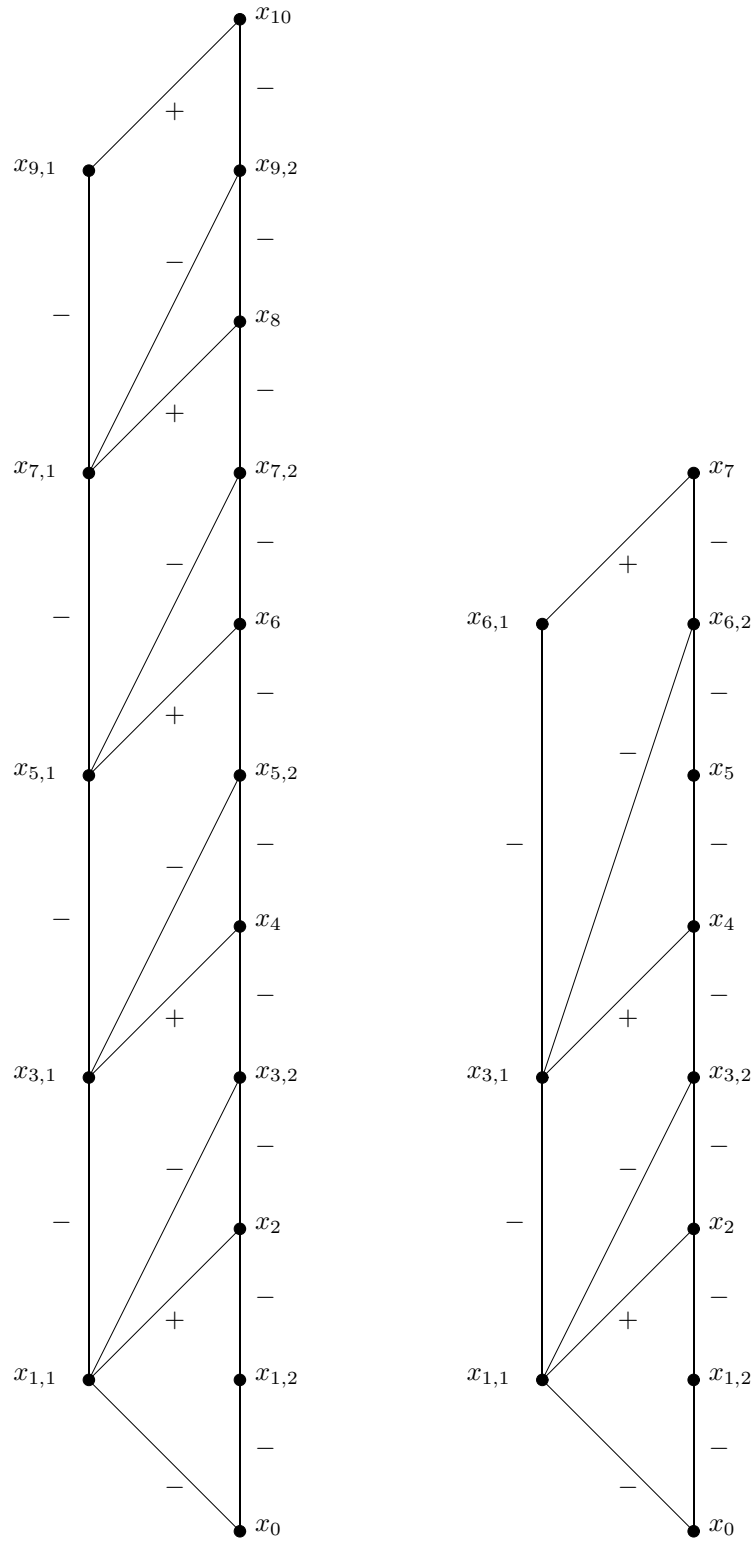


Diagram 5.7

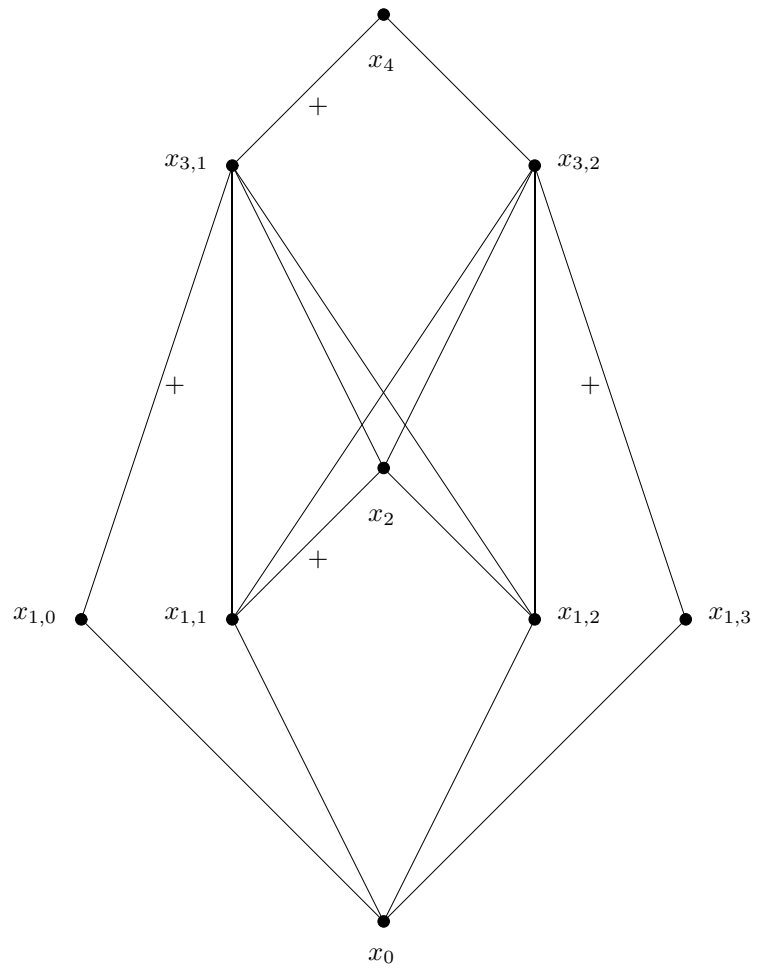


Diagram 5.8

Remark 5.9

See Diagram 5.9 (page 50).

This is a general way to repair diamonds.

The main diamond is noted A .

We added the secondary diamonds B and C .

If x_0 is positive, then $x_{1,1}$ and $x_{1,2}$ will be negative and \vee , so we have to make all pairs $(a, 1)$, $(a, 2)$, $(a, 3)$, $(b, 1)$, $(b, 2)$, $(b, 3)$, $(c, 1)$, $(c, 2)$, $(c, 3)$ contradictory, not only the pair $(c, 1)$.

This is done roughly as follows. We draw a line from $x_{3,1}$ (the end point of line a) to all entries in the line a of the matrix, likewise from $x_{3,2}$ to all entries in line b of the matrix, from x_2 to all entries in the line c of the matrix.

Like wise from x_2 (also end point of line 1) to all entries in column 1 of the matrix, from $x_{3,3}$ to all entries in column 2 of the matrix, etc.

If we have already a contradiction, there is nothing to do.

Otherwise, we make the lines contradictory.

Now, in all choices, we have contradiction.

This construction works recursively.

More precisely, consider all pairs. $\langle a, i \rangle$ will denote the corresponding entry in the matrix.

- $(a, 1)$: Introduce two arrows, $x_{3,1} - \langle a, 1 \rangle$ and $x_2 - \langle a, 1 \rangle$, one of them positive
- $(a, 2)$: Introduce two arrows, $x_{3,1} - \langle a, 2 \rangle$ and $x_{3,3} - \langle a, 2 \rangle$, one of them positive
- $(a, 3)$: Introduce two arrows, $x_{3,1} - \langle a, 3 \rangle$ and $x_{3,4} - \langle a, 3 \rangle$, one of them positive
- (b, i) : Similar to (a, i) .
- $(c, 1)$: already done.
- $(c, 2)$: Introduce two arrows, $x_2 - \langle c, 2 \rangle$ and $x_{3,3} - \langle c, 2 \rangle$, one of them positive
- $(c, 3)$: similar to $(c, 2)$.

See Remark 5.9

	1	2	3
a			
b			
c	\pm		

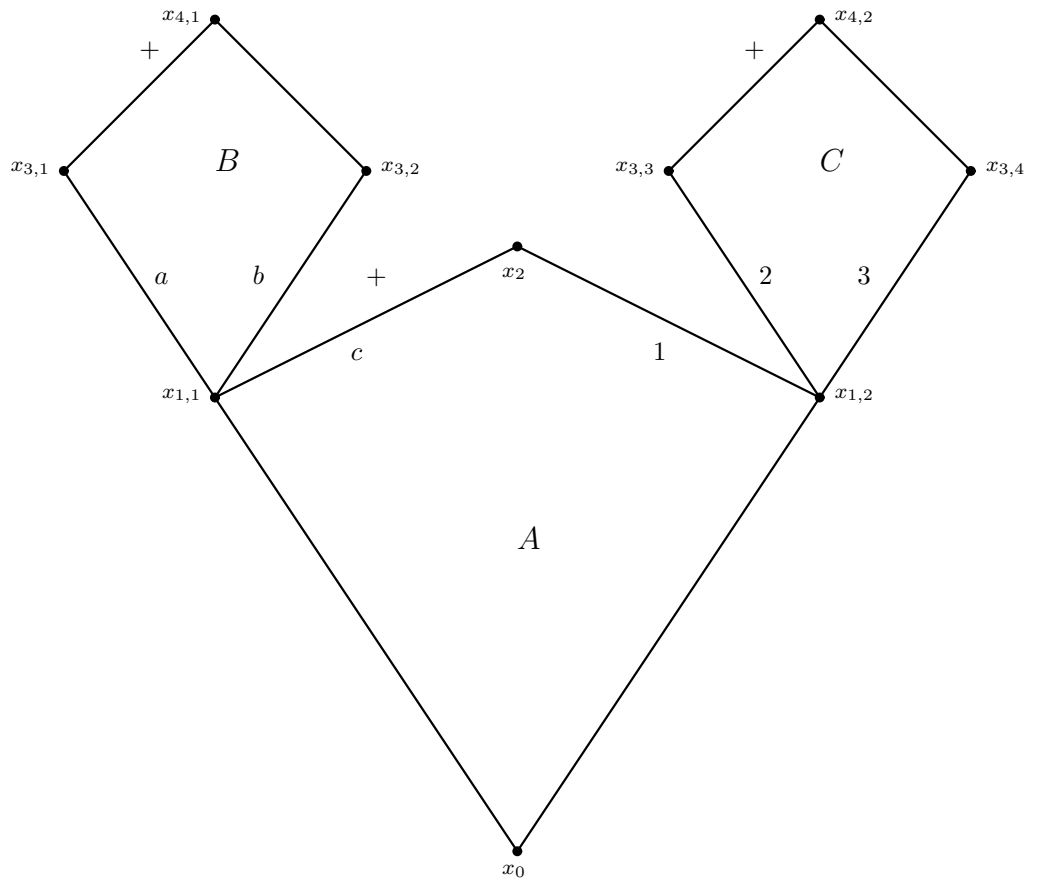


Diagram 5.9

Remark 5.10

See Diagram 5.10 (page 52).

We may simplify the situation by going to x_2 , e.g. for the case $(a, 1)$, with appropriate signs.

Again, as in Diagram 5.6 (page 45), x_2 occurs multiple times in the diagram for better readability.

Note that we do not introduce “illegal” triangles.

In addition, we use a new point, x_5 , for contradictions between $x_{3,1}$ and $x_{3,3}$, etc.

Thus, both x_2 and x_5 are maximal points.

Remark 5.11

(1) This may be generalized:

Let $x_0, x_{1,1}, x_{1,2}, x_2$ be as above.

Let $a_i- : x_{1,1} \not\rightarrow c_i, a'_i+ : x_{1,1} \rightarrow d_i, b_i- : x_{1,2} \not\rightarrow e_i, b'_i+ : x_{1,2} \rightarrow f_i$.

Add then

$$(1.1) \quad c_i \not\rightarrow x_2$$

$$(1.2) \quad d_i \rightarrow x_2$$

$$(1.3) \quad e_i \rightarrow x_2$$

$$(1.4) \quad f_i \not\rightarrow x_2$$

$$(1.5) \quad c_i \not\rightarrow x_5$$

$$(1.6) \quad d_i \rightarrow x_5$$

$$(1.7) \quad e_i \rightarrow x_5$$

$$(1.8) \quad f_i \not\rightarrow x_5$$

This will do the job.

(2) We may further generalize and simplify, as is shown in Diagram 5.11 (page 54). x_2 and x_5 are fused, all $x_{3,i}$ may occur multiple times.

Note that the lines $x_{2,i} - x_{3,j}$ have to be negative to make the $x_{3,j} + \bigwedge$ if $x_0 + \bigwedge$. The dotted lines indicate arbitrary, perhaps multiple, branchings.

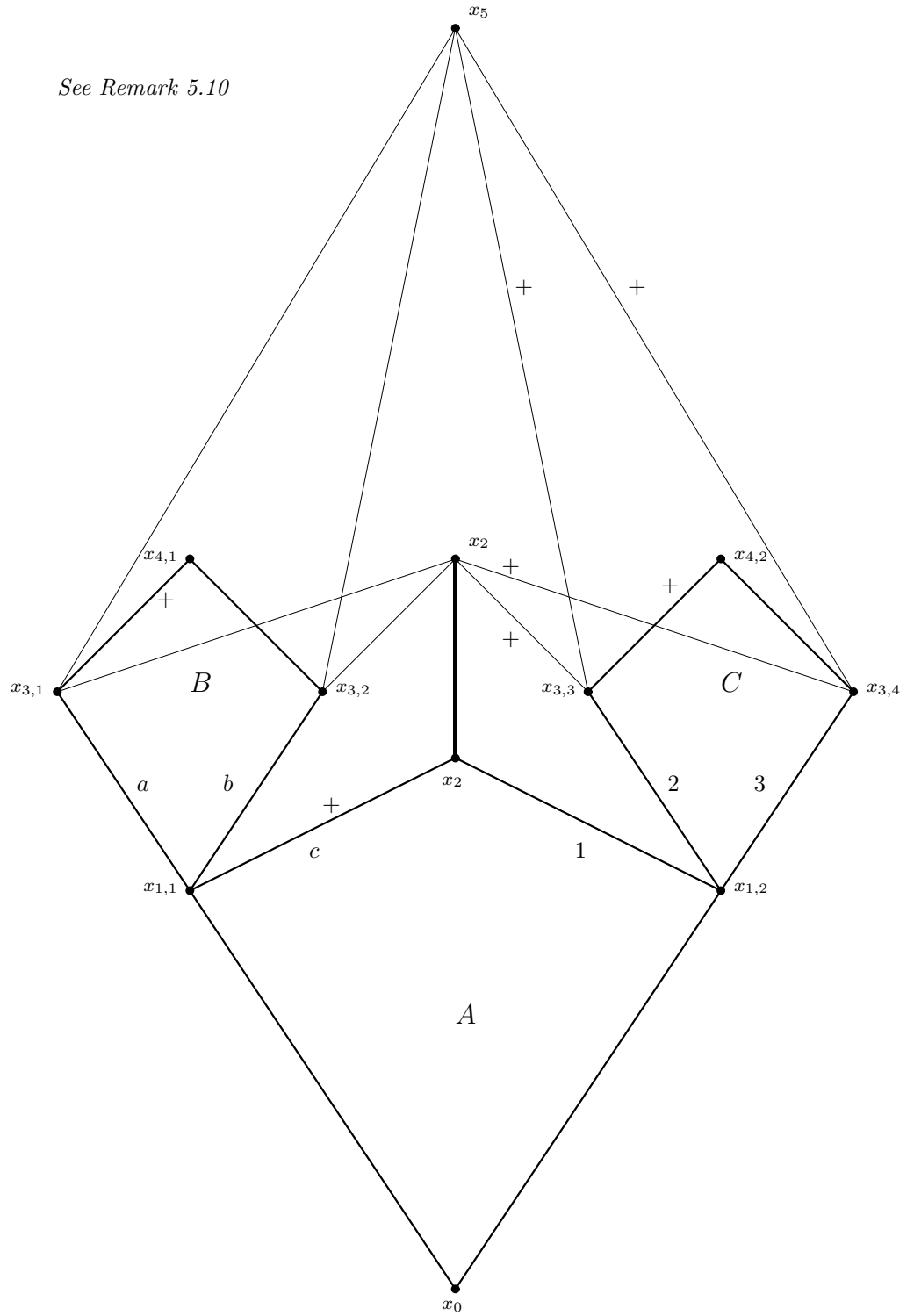


Diagram 5.10

Remark 5.12

- (1) See Diagram 5.10 (page 52), and Diagram 5.11 (page 54).

Let \mathcal{A} be the diamond starting at x_0 , \mathcal{B} the diamond starting at $x_{1,1}$, i.e. $(x_{1,1} \not\rightarrow x_{3,1} \rightarrow x_{4,1}, x_{1,1} \not\rightarrow x_{3,2} \not\rightarrow x_{4,1})$ in Diagram 5.10 (page 52)).

The diamond \mathcal{A} forces all branches from $x_{1,1}$ to x_2 to have the same value (positive), likewise, all branches from $x_{1,2}$ to x_2 will have the same (negative) value.

The diamond \mathcal{B} forces the branches from $x_{1,1}$ via $x_{3,1}$, respectively via $x_{3,2}$, to $x_{4,1}$, but also to x_2 to have opposite value.

This is a contradiction.

Attempted solutions:

- (1.1) We add a “parallel detour” $x_0 \not\rightarrow x_{1,0} \rightarrow x_2$ (analogously $x_0 \not\rightarrow x_{1,3} \not\rightarrow x_2$).
But then we have to add additional diamonds at $x_{1,0}$ (and $x_{1,3}$) to exclude the case x_0- , and face the same problems again.
- (1.2) We create after $x_{3,1}$ or $x_{3,2}$ new branching points. But these points will be $-\vee$ either for x_0+ or for $x_{2,1}+$, so one case will fail.

- (2) The author does not see how to solve this problem.

- (3) Note that we have the same problem when we try to imitate Yablo’s construction with diamonds:

Consider Diagram 5.11 (page 54). In Yablo’s construction, x_0 corresponds to our x_0 , x_1 to our $x_{2,2}$, x_2 to our x_2 , $x_{2,1}$ is new. We have to add new diamonds to $x_{2,2}$ and $x_{2,1}$, and have exactly the same problems as above.

- (4) Of course, there might still be a totally different way to use diamonds to construct a Yablo like structure.

Remark 5.13

It might be useful to recall the general strategy of Yablo’s construction (and similar proofs).

Consider the start x_0 . We add $x_0 \not\rightarrow x_1 \not\rightarrow x_2$, and later $x_1 \not\rightarrow x_3$. If $x_0 + \wedge$, then $x_1 - \vee$, so to have a contradiction in all cases, we have to add $x_0 \not\rightarrow x_2$ and $x_0 \not\rightarrow x_3$. Adding $x_1 \not\rightarrow x_3$ has destroyed the contradiction, and we added $x_0 \not\rightarrow x_3$ to repair it. We do not eliminate points and arrows, but the process is incremental, and in the limit (the union of all stages of the construction) the desired property holds, as all defects will be repaired.

This is a simplified version of Diagram 5.10

See Remarks 5.11, 5.12, 5.13

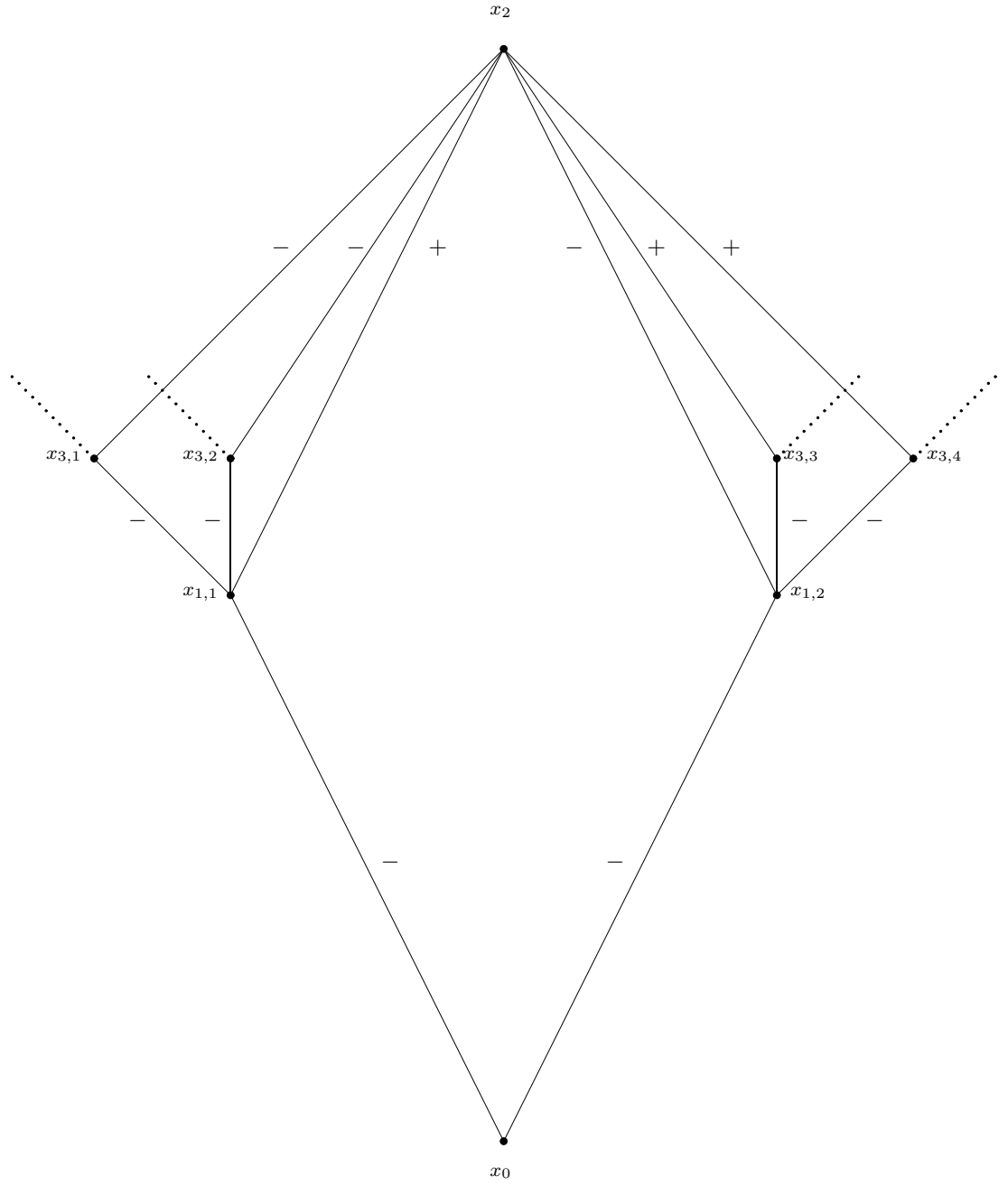


Diagram 5.11

Remark 5.14

See Diagram 5.12 (page 57).

(1) The idea:

We correct not pairs in Diamonds, but each side separately.

We will, however see that this does not work.

(1.1) We start with $x_0 \not\rightarrow x_{1,2} \not\rightarrow x_2$, $x_0 \not\rightarrow x_{1,3} \rightarrow x_2$

(1.2) For recursion, we added $x_{1,2} \not\rightarrow x_{3,3} \not\rightarrow x_{4,2}$, $x_{1,2} \not\rightarrow x_{3,4} \rightarrow x_{4,2}$, likewise for $x_{1,3}$.

(1.3) Now, to treat the choice $x_{1,2} \not\rightarrow x_{3,3}$, we added $x_0 \not\rightarrow x_{1,1} \rightarrow x_{3,3}$, likewise, for the choice $x_{1,2} \not\rightarrow x_{3,4}$, we have to add $x_0 \not\rightarrow x_{1,2} \rightarrow x_{3,4}$ - for readability, this is not shown in the diagram.

Likewise, for the choices at $x_{1,3}$.

(1.4) This forces us to add a new diamond at $x_{1,1}$: $x_{1,1} \not\rightarrow x_{3,1} \not\rightarrow x_{4,1}$, $x_{1,1} \not\rightarrow x_{3,2} \rightarrow x_{4,1}$, likewise at $x_{1,4}$.

(1.5) In lateral correction, we now have to construct a contradiction to $x_0 \not\rightarrow x_{1,1} \not\rightarrow x_{3,1}$, etc.

(1.6) In vertical recursion, we have to add a diamond at all $x_{3,i}$, etc.

(2) The problem - synchronization

(2.1) If we chose at $x_{1,1}$ $x_{3,3}$, then we have to chose at $x_{1,2}$ $x_{3,3}$, too.

We call this the problem of synchronisation - or pairing of choices.

(2.2) We solved this problem in Diagram 5.11 (page 54) trivially, with a common destination, at the cost of a different problem, see Remark 5.12 (page 53).

(2.3) By “synchronisation” we mean that we cannot make certain choices independent from other choices. The question is, whether this is possible within our framework. This is discussed in Remark 5.15 (page 55).

Remark 5.15

Examples:

(1) Consider Diagram 5.13 (page 58). Here, we have to pair the choices at $x_{1,1}$ and at $x_{1,2}$. E.g. choice $x_{3,1}$ at $x_{1,1}$ works with choice $x_{3,4}$ at $x_{1,2}$, $x_{3,2}$ with $x_{3,3}$, and x_2 with x_2 .

(2) Consider (again) Diagram 5.12 (page 57). E.g., we have to pair the choices at $x_{1,1}$ with those at $x_{1,2}$. If we chose at $x_{1,1}$ $x_{3,3}$, then we have to chose at $x_{1,2}$ $x_{3,3}$, too.

(3) General comment:

Suppose we have $x_0 = x_1 \wedge x_2$, $x_1 = a \vee b$, $x_2 = a' \vee b'$. We want to pair the choice a at x_1 with the choice a' at x_2 , i.e., if a is chosen at x_1 , then a' is chosen at x_2 . Obviously, the present set of formulas does not guarantee this, we have to add conditions. E.g.,

$$x_0 = (x_1 \wedge x_2 \wedge a \wedge a') \vee (x_1 \wedge x_2 \wedge b \wedge b') = x_1 \wedge x_2 \wedge [(a \wedge a') \vee (b \wedge b')].$$

This is a different type of formula than the one considered here, and the negation is different, too:

$$\neg x_0 = \neg x_1 \vee \neg x_2 \vee \neg[(a \wedge a') \vee (b \wedge b')] = \neg x_1 \vee \neg x_2 \vee [\neg(a \wedge a') \wedge \neg(b \wedge b')].$$

(4) Consider Diagram 5.13 (page 58).

We have $x_0 = \neg x_{1,1} \wedge \neg x_{1,2} \wedge [(x_{3,1} \wedge x_{3,4}) \vee (x_{3,2} \wedge x_{3,3}) \vee (x_2 \wedge \neg x_2)]$, and

$$\neg x_0 = x_{1,1} \vee x_{1,2} \vee [\neg(x_{3,1} \wedge x_{3,4}) \wedge \neg(x_{3,2} \wedge x_{3,3}) \wedge \neg(x_2 \wedge \neg x_2)] = x_{1,1} \vee x_{1,2} \vee [(\neg x_{3,1} \vee \neg x_{3,4}) \wedge (\neg x_{3,2} \vee \neg x_{3,3}) \wedge (\neg x_2 \vee x_2)].$$

This poses a problem, as validity of $\neg x_0$ might involve validity of $\neg x_2$, so we construct an Escape path. This can be transformed into a semantical argument, so we cannot avoid considering $\neg x_2$.

(5) Summary:

The use of diamonds, together with synchronisation problems, seems to present unsolvable problems, not only for the simple type of formulas considered here, but also to arbitrary formulas. We do not, however, have a formal proof.

There is no synchronisation problem in Yablo's construction, as there is only one choice there, and "meeting" is avoided by the universal quantifier. The latter is impossible with diamonds as we need a contradiction on both sides, thus both sides cannot be uniform.

See Remark 5.14

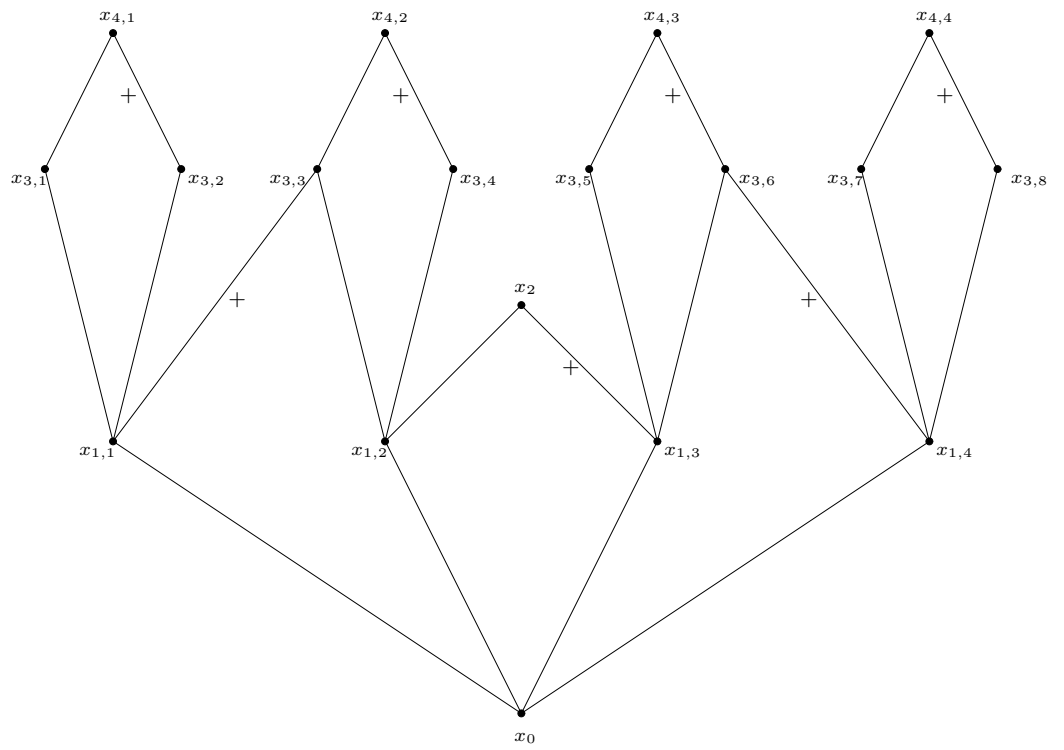


Diagram 5.12

Example for synchronisation, see Remark 5.15

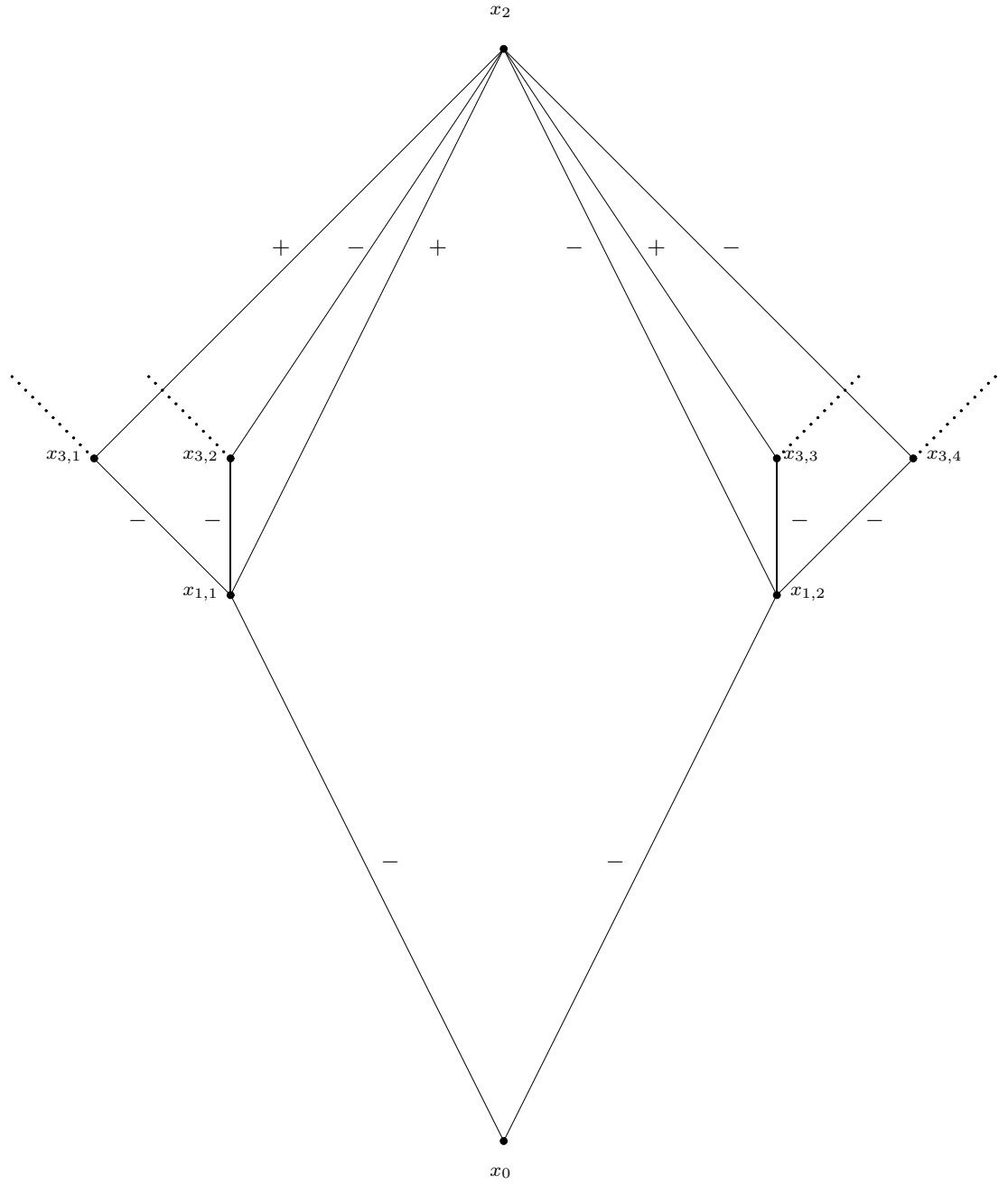


Diagram 5.13

6 Illustration of (Finite) Procrastination

6.1 Introduction

This section is about the original Yablo construction and its modifications, postponing contradictions. Throughout, we work with Yablo's order (of the natural numbers).

In Yablo's construction, full transitivity guarantees contradictions. If full transitivity is absent, we may still have contradictions, provided we have "enough" transitivity. We discuss this here.

The most important problem seems to be to find an easy to read and write notation, expressing the alternation between \forall (or \wedge) and \exists (or \vee , arbitrary choice). We do this as follows:

- (1) vertical lines beginning at some x illustrate all $y > x$, they express $\forall y.y > x$.
- (2) diagonal lines to the left starting at x and going to x' express the choice of x' for x , i.e. $\exists x'.x' > x$.

First, we consider the meaning of nested quantifiers in our context. This is obvious, but writing it down helps. We did not elaborate all details, but hope that these notes suffice to illustrate the important cases and considerations.

Remark 6.1

- (1) $\exists x\forall y$: all y from $x + 1$ onward have a certain property, this is a full end segment of the natural numbers. In particular, this set has a non-empty intersection with any cofinal, i.e. infinite, sequence.
- (2) $\forall x\exists y$: this might e.g. be the next prime after x , the next prime $+1$, etc. Thus, the intersection with a cofinal sequence might be empty, but not the intersection with an end segment.
- (3) $\exists\forall\exists$: this is like $\forall\exists$, starting at a certain value, again, the intersection with a cofinal sequence may be empty.
- (4) $\forall x\exists y\forall z$: this is like $\exists y\forall y$, for all x there is a start, and from then onward, all z are concerned, i.e. we have a full end segment.
- (5) Thus, $\forall\exists \cap \exists\forall \neq \emptyset$
- (6) Thus, $\forall\exists \cap \forall\exists = \emptyset$ is possible, see above the primes and primes $+ 1$ cases.
- (7) $\forall\exists$: it helps to interpret this as $f(a)$ for all a in \forall , similarly $\forall\exists\forall\exists$ as $f_1(a)$, $f_2(b)$ etc. Chose first a , then $f_1(a)$, then for all $b > f_1(a)$ $f_2(b)$.
- (8) In the following diagrams, the diagonal lines describe the choice functions $f(x)$ corresponding to \exists .

In Yablo like diagrams it sometimes helps to consider "local transitivity", which we introduce now.

Definition 6.1

$\langle x_n, x_{n'} \rangle$ is locally transitive iff

- (1) $x_n \rightarrow x_{n'}$ and
- (2) $\forall x_{n''}$ s.t. $x_{n'} \rightarrow x_{n''}$, $x_n \rightarrow x_{n''}$ too.

Fact 6.2

- (1) If $\langle x_n, x_{n'} \rangle$ is locally transitive for some $x_{n'}$, then $x_n +$ is impossible.
- (2) Let $m < n$, and $\forall x_n$ s.t. $x_m \rightarrow x_n \exists x_{n'}$ s.t. $\langle x_n, x_{n'} \rangle$ is locally transitive, then $x_m -$ is impossible.
- (3) Thus, we need (1) and (2) for x_0 .

6.2 Discussion of more complicated cases

Example 6.1

See Diagram 6.1 (page 61).

We consider the case $x_i +$.

(1) Notation:

The nodes are ordered by the natural order of ω . We have here partial transitivity of $\not\rightarrow$ only, with $x \not\rightarrow x+1$ as basis.

$x \ll y$ means: $x < y$ and $x \not\rightarrow y$.

(2) The vertical lines show the nodes above the bottom node.

A full circle at a node expresses that there is an arrow $\not\rightarrow$ from the bottom node to this node, an empty node expresses that there is no such arrow. No circle expresses that the case is left open - see the text below.

The dotted slanted lines indicate choices. E.g., if $x_1 -$, then there is some x_2 , s.t. $x_1 \ll x_2$ (and thus $x_2 +$).

(3) We want to show that $x_0 +$ is contradictory.

(3.1) In Yablo's construction, we find a contradiction going through $x_0 + 1$, as a matter of fact, through all $x_1 > x_0$. Thus, chose any $x_1 > x_0$, then $x_1 - \vee$, so we have to find for all $x_1 \not\rightarrow x_2$ an arrow $x_0 \not\rightarrow x_2$, which, of course, exists.

(3.2) In our diagram, we try to find a contradiction through x_1 .

Suppose $x_0 \ll x_1$, so for $x_0 +$, $x_1 - \vee$, and for all x_2 s.t. $x_1 \ll x_2$ we look for an arrow $x_0 \not\rightarrow x_2$, i.e. for $x_0 \ll x_2$, transitivity for \ll .

This does not hold, see the empty circle at x_2 in the x_0 column. So x_1 cannot be a suitable knee in the contradiction for x_0 .

(3.3) We try to "mend" x_2 now, and make it contradictory itself.

Suppose $x_2 \ll x_4 \ll x_5$, then we want $x_2 \ll x_5$, but x_5 has an empty circle in the x_2 column, so this does not hold.

Suppose $x_2 \ll x_6 \ll x_7$. As noted by the full circle at x_7 in the x_2 column, $x_2 \ll x_7$.

So, for this one choice at x_6 , we have a contradiction at x_2 . To have a contradiction for x_2 in all choices at x_6 , we need: if $x_6 \ll y$, then $x_2 \ll y$ has to hold. This is, of course transitivity for $x_2 \ll x_6 \ll y$.

(As indicated by the full circle for x_7 in the x_0 column, we also have a contradiction between $x_0 \ll x_7$ and the path of length 4 $x_0 \ll x_1 \ll x_2 \ll x_6 \ll x_7$ - for this path, and neither for all y such that $x_6 \ll y$, nor for all y such that $x_1 \ll y$.)

Note that this is not necessary for all x_6 with $x_2 \ll x_6$, one such x_6 suffices to show that $x_2 +$ is contradictory.

(3.4) Suppose we do not have some x_1 with $x_0 \ll x_1$ s.t. for all x_2 with $x_1 \ll x_2$ we also have $x_0 \ll x_2$, then we can look for another, better, x_1 , or try to mend the old x_1 .

Suppose we have $x_0 \ll x_1 \ll x_2$, but not $x_0 \ll x_2$. We make now x_2 itself contradictory, as described above in (3.3).

This repair possibility holds, of course, recursively.

If the procedure fails (for all x_1, x_6 etc.) we construct an escape path which shows that x_0 is not contradictory.

(3.5) We do not discuss here more complicated contradictions with paths longer than 1, as any contradicting path, e.g. $x_0 \ll x'_1 \ll x''_1 \ll x_2$ would involve a new "OR", here at x'_1 , so we have new branchings, and no control over meeting x_2 - unless the new branchings also meet x_2 . We do not discuss such, even more complicated, cases.

See the discussion in Example 6.1

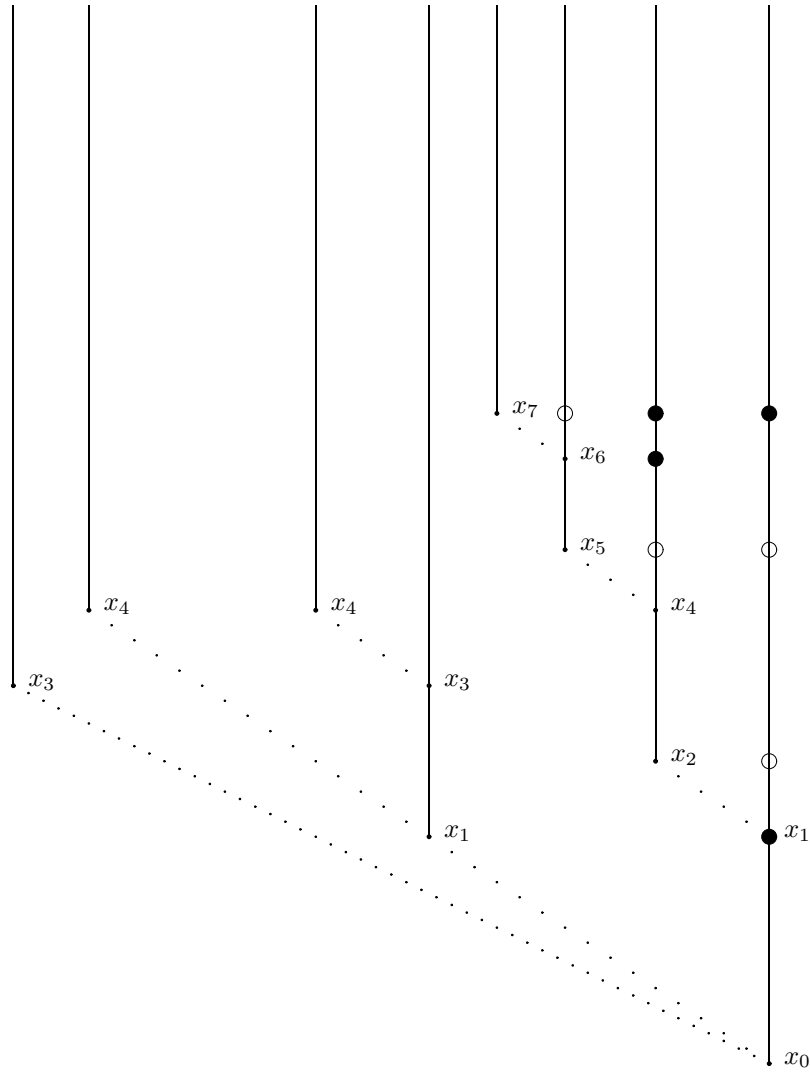


Diagram 6.1

References

- [RRM13] L. Rabern, B. Rabern, M. Macauley, “Dangerous reference graphs and semantic paradoxes”, in: *J. Philos. Logic* (2013) 42:727-765
- [Sch18c] K. Schlechta, “Remarks on an article by Rabern et al.”, arXiv 1808.01239
- [Sch22] K. Schlechta, “Truth and Knowledge”, College Publications, Rickmansworth, UK, Series “Studies in Logic and Argumentation” 2022
- [Yab82] S. Yablo, “Grounding, dependence, and paradox”, *Journal Philosophical Logic*, Vol. 11, No. 1, pp. 117-137, 1982