

W-PROCER: Weighted Prototypical Contrastive Learning for Few-Shot Medical Named Entity Recognition

Mingchen Li¹, Yang Ye², Huixue Zhou¹
 Jeremy Yeung¹, Huaiyuan Chu², Rui Zhang¹

¹University of Minnesota, Twin Cities ²Georgia State University

¹{li003378, zhou1742, yeung048, zhan1386}@umn.edu

²{yye10, hchu11}@student.gsu.edu

Abstract

Contrastive learning (CL) has become a popular solution for few-shot Name Entity Recognition (NER). However current CL methods push the labeled entities and OUTSIDE (O) labeled tokens away, disregarding the fact that the relevant entities of these labeled entities are already labeled as OUTSIDE (O). Consequently, this phenomenon results in a noisy prototype for the semantic representation of the label. To address this challenge, we propose a novel method named **Weighted Prototypical Contrastive Learning for Few-Shot Medical Named Entity Recognition (W-PROCER)**. Our approach primarily revolves around constructing the prototype-based contrastive loss and weighting network. These components play a crucial role in assisting the model in differentiating the negative samples from OUTSIDE (O) labeled tokens and enhancing the discrimination ability of the model. Experimental results show that our proposed W-PROCER framework significantly outperforms the strong open baselines on the three medical benchmark datasets.

1

1 Introduction

Researchers are increasingly interested in applying information extraction to mine a vast quantity of unstructured information from electronic medical records. These techniques can offer valuable perception and generate substantial benefits for clinical research, such as drug discovery (Zhang et al., 2021), and knowledge graphs building (Li et al., 2020b; Wu et al., 2023). Within the scope of medical text mining, one of the most essential tasks in medical text mining is medical named entity recognition (NER). However, existing supervised medical NER models necessitate a substantial amount of human-annotated (i.e. medical student, doctor) data. To tackle this issue, few-shot tech-

niques have been introduced to perform NER in resource-constrained settings by leveraging auxiliary information or improving the discrimination between different labels².

Few-shot learning consists of learning seen or unseen classes from insufficiently labeled data (Yang and Katiyar, 2020; Das et al., 2021; Li et al., 2022). To address the challenges posed by the scarcity of available medical data, several studies (Hou et al., 2020; Guibon et al., 2021; Das et al., 2021; Huang et al., 2022) propose to harness the power of contrastive learning (Chen et al., 2020). Nonetheless, these studies share a common limitation in the NER task. Unlike the entity type that carries a clear semantic representation, the tokens with OUTSIDE (O) label lack a unified semantic meaning. In other words, the training data is only partially annotated (Das et al., 2021; Zhang et al., 2022). This issue becomes increasingly pronounced in fields like medicine where there is an abundance of labels. So, in the current CL-based methods, the operation of reducing the distance between tokens with the same label (positive pair) and increasing the distance between tokens with different labels (negative pair) inevitably yields negative pairs that share similar semantic label meanings and should be closer in the embedding space. Therefore the model will struggle to predict the correct labels in the test set. This problem is defined as a class collision in (Arora et al., 2019) and is shown to hurt representation learning in (Li et al., 2020a). For instance, in the sentence *...after administration of a somatostatin analogue, octreotide, to enhance...* from dataset BC5CDR (Li et al., 2016), *octreotide* is labeled as "Chemical", other tokens are labeled as "O". Considering *somatostatin*, *analogue* and *octreotide* as the negative pairs would be unreasonable because of their relevance to the type *Chemical*.

¹The source code, data, and checkpoints will be publicly available at <https://github.com/ToneLi/W-ProcER>.

²In this paper, the terms "type" and "label" are used interchangeably to convey the same meaning.

cal.

To address the above issue, we aim to develop an enhanced CL method that mitigates the impact of the class collision in the few-shot medical NER task. The core idea is motivated by PCL (Li et al., 2020a) from unsupervised image representations, which involves constructing multiple prototypes from sampled examples and designing a contrastive loss function that ensures the embedding of a given sample is more similar to its corresponding prototypes as opposed to other prototypes. Thus we propose a novel framework towards **Weighted Prototypical Contrastive Learning for Few-Shot Medical Named Entity Recognition**, namely W-PROCER.

In our approach, we first construct several prototypes from OUTSIDE (O) labeled tokens by the cluster method, such as K-means (Li and Wu, 2012), and define the distance between the observed data and the center of clustered prototypes to help distinguish the positive examples and negative examples from the OUTSIDE (O) data. Next, we construct a prototype-based contrastive learning that ensures the embedding of a given sample is more similar to its corresponding prototypes as opposed to other prototypes. Additionally, we introduce a type-based contrastive loss that encourages the reduction of distances between entities with the same type. To facilitate the model’s ability to distinguish the importance of various negative samples, we propose a weighting network that is utilized in both of the aforementioned contrastive objectives. We perform extensive experiments on three standard medical datasets for few-shot NER demonstrates the effectiveness of our method over prior state-of-the-art methods. Our contributions are the following:

- We propose W-PROCER, a new framework that uses weighted prototypical contrastive learning to solve the class collision problem in the few-shot medical NER task.
- We evaluate the effectiveness of our weighting strategies in the negative samples.
- We conduct a thorough analysis of our method, including an ablation study, demonstrating the ineffectiveness of W-PROCER.

2 Related Work

2.1 Few-Shot NER

Few-shot named entity recognition is a task that aims to predict the label (type) of an entity from insufficient labeled data. Most previous work in the medical domain prefer to directly use medical language models such as ClinicalBERT (Huang et al., 2019), BioBERT (Lee et al., 2020), and GatorTron (Yang et al., 2022a) to solve the few-shot NER problem. A few studies (Fritzler et al., 2019; Ji et al., 2022) propose to utilize the prototype network (Snell et al., 2017) to catch the few-shot medical NER tasks. Inspired by the nearest neighbor inference (Wiseman and Stratos, 2019), (Yang and Katiyar, 2020) proposes NNshot and Structshot, which use the nearest neighbor to search for the nearest label of each testing entity. In CONTaiNER (Das et al., 2021), the authors use contrastive learning to increase the discrimination for each label and adopt Gaussian embeddings for each token to solve the Anisotropic property in the few-shot NER task. The prompt-based method is also explored in this task, such as (Huang et al., 2022) uses the prompt to guide contrastive learning. (Zhang et al., 2022) proposes a span-based contrastive learning method to handle the nested NER. Although performance has been achieved incrementally, these approaches largely ignore the class collision, which undermines the predictive performance during label prediction. To mitigate this issue, W-PROCER first constructs the prototype from the OUTSIDE (O) labeled tokens, which is then used to reduce the class collision by proposed weighted prototypical contrastive learning.

2.2 Contrastive Learning

Many studies (Li et al., 2020a; Chen et al., 2020; Dangovski et al., 2021; Suresh and Ong, 2021; Das et al., 2021; Zhang et al., 2022; Huang et al., 2022; Chuang et al., 2022) have been proposed to enhance the discrimination for different labels and improve the robustness of the sample representation. For example, on the image representation task, SimCLR (Chen et al., 2020) first proposes a contrastive learning method to enhance image representations. Different from the learning strategy of SimCLR (Chen et al., 2020), (Li et al., 2020a) regards there are many negative pairs that share similar semantics, it is inappropriate to push them from each other in the embedding space, so they propose prototypical contrastive learning to ensure

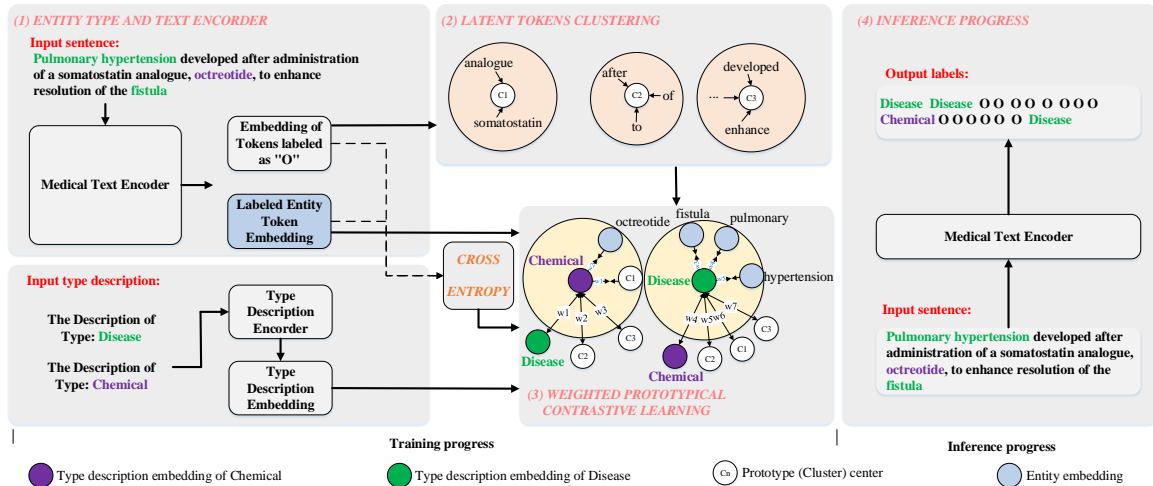


Figure 1: Training progress and Inference progress of W-PROCER

the embedding of a given sample is more similar to its corresponding prototypes as opposed to other prototypes. On the text representation task, (Suresh and Ong, 2021) proposes a weighting network to help differently weight the positives and negatives in the contrastive objective function, while DIFCSE (Chuang et al., 2022) introduces a strategy that employs equivariant contrastive learning to learn the insensitive and sensitive features separately. Inspired by these studies, we have developed an innovative prototype-based CL and weighting network to enhance the accuracy of entity type prediction in the field of medical few-shot NER.

3 Problem Statement and Setups

In the traditional named entity recognition, given an input sentence of i tokens $\mathbf{x} = \{x_1, x_2, \dots, x_i\}$, the NER model intends to assign each token x_i to its corresponding label y_i . In the few-shot NER task, we assume that there are two same label sets $\{L^n\}$ of n length in the support set (training set) and query set (testing set). The K -shot NER task is formally defined as follows: given the input sentence \mathbf{x} and a set of K -shot entities for each label class in $\{L^n\}$, it aims to find the best sequence $\mathbf{y} = \{y_1, y_2, \dots, y_i\}$ for \mathbf{x} . K -shot entities set contains K entity examples for each entity class in $\{L^n\}$.

In this work, we utilize greedy sampling (Yang and Katiyar, 2020) to sample the support set, and use the original test set for our prediction. To clarify the tagging scheme setup, we utilize the "IO" tagging scheme. Under this scheme, the "I" indicates that all tokens are inside an entity, while "O" refers to

all other tokens.

4 Methodology

Figure 1 gives an overview of our W-PROCER, which consists of four main steps: (1) it encodes the input sentence and the description of class type into the sentence embedding and type embedding by the **Entity Type and Text Encoder Module**, here we use GatorTron (Yang et al., 2022b) as the medical knowledge encoder; (2) it clusters the token embeddings of labeled OUTSIDE (O) in the (support) training dataset and constructs the positive prototype center and negative prototype center in the **Latent tokens Clustering** module; (3) it incorporates the tokens embedding, entity type embedding and the centers of the different prototypes into **Weighted Prototypical Contrastive Learning** (WPCL) to help model differentiate the entities with different labels and the negative samples from OUTSIDE (O) labeled tokens. After that, the model is optimized by the WPCL and the Cross-Entropy; (4) we predict the label sequence with the maximum score, this progress is shown in **Inference Progress**. Next, we provide details for each component.

4.1 Entity Type and Text Encoder

Entity type embeddings are regarded as the anchors in the vector space. For the different types, we first define their textual definition based on Wikidata³ and calculate their embeddings using the medical language model (MLM) GatorTron with an additional linear projection. For later use, we define the

³<https://www.wikidata.org>

embeddings of the set of entity type descriptions, $T = \{t_1, \dots, t_n\}$ as $\mathbf{T} = \{\mathbf{t}_1, \dots, \mathbf{t}_n\}$, \mathbf{t}_n is the embedding for the entity type description t_n . Similar to the embedding of entity type descriptions, we again use GatorTron as the text encoder and utilize the final hidden states to represent the basic text tokens in the support set,

$$\{\mathbf{h}_1, \mathbf{h}_2, \dots, \mathbf{h}_l\} = MLM\{x_1, x_2, \dots, x_l\} \quad (1)$$

where l is the length of tokens in an input sentence.

4.2 Latent Tokens Clustering

We perform a latent clustering strategy on OUTSIDE (O) labeled tokens from the training dataset. This is based on the fact that there are many unannotated tokens in the OUTSIDE (O) labeled tokens. Then we set the threshold α to judge the positive pair between different prototype centers and anchors. Specifically, we perform token clustering on these OUTSIDE (O) labeled tokens $\{\mathbf{o}_1, \mathbf{o}_2, \dots, \mathbf{o}_j\}$ to obtain k clusters in a sentence. We define the prototype center c_k as the centroid embedding for the k -th cluster. Then we construct the positive set P_n^c and the negative set N_n^c for the anchor \mathbf{t}_n by,

$$\begin{cases} c_k \in P_n^c & D(c_k, \mathbf{t}_n) < \alpha \\ c_k \in N_n^c & D(c_k, \mathbf{t}_n) > \alpha \end{cases} \quad (2)$$

By calculating the distance between c_k and \mathbf{t}_n , if t_n belongs to the k -th cluster, c_k will be regarded as an element in the positive set P_n^c . In our work, the distance is calculated by D (Euclidean distance).

4.3 Weighted Prototypical Contrastive Learning

The traditional contrastive loss in the few-shot NER task aims to reduce the distance between the semantic representations of tokens that belong to the same type by defining a set of positive pairs while increasing the distance between the semantic representations of tokens belonging to different types by defining a set of negative pairs. The positive set P_i for a given entity token x_i about label y_i only has one sample, the argument version of x_i is defined as $g(x_i)$, which could either be the entity token sharing the same label class with token x_i or the type description relating to the label type of x_i . The negative set N_i would be the tokens that have

different label classes with x_i or the type description of other labels and the OUTSIDE (O) labeled tokens. The contrastive loss can be defined as:

$$L_{cl} = \sum_{i=1}^K -\log \frac{\exp(x_i \cdot g(x_i)/\tau)}{\sum_{n(x_i) \in N_i} \exp(x_i \cdot n(x_i)/\tau)} \quad (3)$$

where K is the number of entity tokens, K is smaller than l . τ is the temperature hyperparameter. Larger τ will decrease the dot-products, creating a more different comparison.

From equation 3, we find it faces one fundamental weakness, all tokens labeled as OUTSIDE (O) can be easily considered as elements in the negative set. To address this, we first introduce a type-based contrastive loss to differentiate tokens with different types. Subsequently, we propose a prototype-based contrastive loss to identify positive and negative prototypes within the OUTSIDE (O) labeled tokens for the anchor \mathbf{t}_n . They are defined as:

$$L_{type} = \sum_{i=1}^K -\log \frac{\exp(\mathbf{t}_n \cdot \mathbf{h}_i^n/\tau)}{\sum_{\mathbf{t}_m \in \mathbf{T}, m \neq n} \exp(\mathbf{t}_n \cdot \mathbf{t}_m/\tau)} \quad (4)$$

$$L_{prototype} = \sum_{s=1}^M -\log \left(\frac{\sum_{c_k \in P_n^c} \exp(\mathbf{t}_n \cdot c_k/\tau)}{\sum_{c_v \in N_n^c} \exp(\mathbf{t}_n \cdot c_v/\tau)} \right)^s \quad (5)$$

where \mathbf{t}_n is the embedding of the type class t_n , \mathbf{h}_i^n is the embedding of the entity token x_i with the type class t_n . M is the number of sentences in a batch.

Equation 3 weights all negative samples equally to the current entity token x_i . However, not all negatives are equal. For example, we assume the type t_n is *DiseaseClass*, *DiseaseClass* and type *SpecificDisease* are conceptually closer than *DiseaseClass* and class type *CompositeMention*. The same situation occurs in our type or prototype-based contrastive loss. Thus our goal was to introduce a method that can adaptively weight the negative pair, thereby helping the model differentiate the more difficult negatives and improve the discrimination ability of contrastive learning. So the L_{type} and $L_{prototype}$ are redefined as:

$$L_{type} = \sum_{i=1}^K -\log \frac{\exp(\mathbf{t}_n \cdot \mathbf{h}_i^n/\tau)}{\sum_{\mathbf{t}_m \in \mathbf{T}, m \neq n} w_{mn} \cdot \exp(\mathbf{t}_n \cdot \mathbf{t}_m/\tau)} \quad (6)$$

$$L_{prototype} = \sum_{s=1}^M -\log\left(\frac{\sum_{c_k \in P_n^c} \exp(\mathbf{t}_n \cdot c_k / \tau)}{\sum_{c_v \in N_n^c} w_{nv} \cdot \exp(\mathbf{t}_n \cdot c_v / \tau)}\right)^s \quad (7)$$

Here, w_{mn} indicates the relationship between the entity type t_n and entity type t_m , w_{nv} indicates the relationship between the entity type t_n and the negative prototypical center c_v .

In our contrastive loss function, we want to increase the weight of confusable negative examples relative to other negative labels. To weight each comparison sample differently, we use two different weighting networks for Equation 6 and Equation 7. The prediction probabilities obtained from the softmax layer are given by:

$$W_1 = \text{softmax}\left(\frac{\mathbf{T}\mathbf{T}^T}{\sqrt{d_k}}\right), w_{mn} \in W_1$$

$$W_2 = \text{softmax}\left(\frac{[\mathbf{T} : \mathbf{C}][\mathbf{T} : \mathbf{C}]^T}{\sqrt{d_k}}\right), w_{nv} \in W_2 \quad (8)$$

: denotes the concatenate operation. \mathbf{C} refers to the embedding matrix of all cluster centers.

In contrast to previous contrastive learning methods in NER, such as (Das et al., 2021) that push tokens labeled as OUTSIDE (O) towards all other type-labeled entities, it enables a better understanding of which tokens are labeled as OUTSIDE (O) in the training dataset. In our work we also need a strategy to let the model have the ability to distinguish which prototypes should be labeled as O. So we adopt a direct approach where we minimize the distance between the input sentence and its gold labels using cross-entropy during the training process. This allows the model to learn the mapping between entity types and their corresponding tokens labeled in the training set, and then we use our proposed CL loss functions which helps the unlabeled entities within the OUTSIDE (O) tokens to converge towards their most relevant entity types. Intuitively, these two steps have conflicts. On one hand, we aim to minimize the distance between the positive prototype derived from O labeled tokens and O label itself. On the other hand, we aim to minimize the distance between a positive prototype and its relevant type anchor. By implementing this operation, we maintain the assumption that the model is capable of distinguishing token labels between the O label and entity types. The experiments demonstrate that our model has a higher

tendency to align the positive prototype with its relevant type anchor. Our overall objective is as follows:

$$L = L_{CE} + \beta L_{type} + (1 - \beta) L_{prototype} \quad (9)$$

Where L_{CE} is the cross-entropy loss, which optimizes the output of the last hidden layer and the entity types labeled in the training data. $\beta \in [0, 1]$ is a tunable parameter.

4.4 Inference Progress

During the inference, given the input token x_i and the candidate entity types $\{L^n\}$, the label y_i for token x_i is predicted at the final layer of MLM with the maximum score:

$$\{y_1, y_2, \dots, y_i\} = \underset{y' \in \{L^n\}}{\operatorname{argmax}} p(y' | \{\mathbf{h}_1, \mathbf{h}_2, \dots, \mathbf{h}_i\}) \quad (10)$$

5 Experimental Setup

5.1 Dataset

W-PROCER is evaluated with three medical datasets, including I2B2'14 (Stubbs and Uzuner, 2015), BC5CDR (Li et al., 2016) and NCBI (Doğan et al., 2014). Among these datasets, NCBI and BC5CDR consist of 798 and 1500 public medical abstracts separately, all of which are annotated with MeSH identifiers. The data I2B2'14 originates from the 2014 i2b2 Challenge and is provided by Partners HealthCare. All records have undergone complete de-identification and have been manually annotated to identify risk factors associated with diabetes and heart disease. Table 1 shows the detailed statistical information of these three datasets.

Dataset	# Domain	# Class	# Sentence/ # Entity
I2B2'14	Medical	23	140,817/29,233
BC5CDR	Medical	2	13,938/28,545
NCBI	Medical	4	7,287/7,025

Table 1: Datasets Statistics. # Class refers to the number of entity classes (types) that have been labeled in a dataset.

5.2 Baselines and Evaluation Metrics

We compare the performance of W-PROCER with several strong baselines based on the state-of-the-art few-shot NER models, including both Domain Transfer and Domain non-Transfer methods.

	Approach	1-shot			5-shot		
		I2B2'14	BC5CDR	NCBI	I2B2'14	BC5CDR	NCBI
Domain Transfer	NNShot (Yang and Katiyar, 2020)	16.60±2.10	32.96±1.67	11.82±1.02	23.70±1.30	39.30±1.24	16.22±0.69
	StructShot (Yang and Katiyar, 2020)	22.10±3.00	16.09±1.39	4.63±0.70	31.80±1.80	30.97±1.77	13.89±1.09
	ContaiNER (Das et al., 2022)	21.50±1.70	37.25±5.52	16.51±3.90	36.70±2.10	41.21±7.31	26.83±3.18
	COPNER (Huang et al., 2022)	35.80±1.30	36.36±1.85	15.54±1.43	43.70±1.50	42.78±0.34	24.23±1.51
	EP-NET (Ji et al., 2022)	27.50±4.60	–	–	44.90±2.70	–	–
Domain non-Transfer	BINDER (Zhang et al., 2022)	9.68±5.02	1.86±0.31	2.95±0.71	32.76±6.44	51.79±14.56	31.95±1.25
	ProtoBERT (Huang et al., 2022)	13.40±3.00	23.61±6.80	17.24±1.64	17.90±1.80	40.58±6.17	34.18±1.02
	BERT (Devlin et al., 2018)	18.79±7.14	10.58±4.90	12.33±3.14	30.38±2.68	35.60±1.80	26.53±3.62
	ClinicalBERT (Huang et al., 2019)	17.46±4.11	19.96±2.40	8.27±1.89	18.97±2.68	39.25±4.20	24.47±2.14
	BioBERT (Lee et al., 2020)	11.25±0.00	36.78±4.29	27.19±1.60	20.50±2.07	47.04±1.39	35.88±2.55
	GatorTron (Yang et al., 2022a)	35.25±6.53	26.97±4.79	35.00±3.57	42.94±4.16	55.44±2.43	37.64±1.76
	GPT-3.5-turbo (I1)	–	0.00±0.00	0.00±0.00	–	0.00±0.00	0.00±0.00
	GPT-3.5-turbo (I2)	–	30.37±1.26	22.60±1.18	–	39.92±1.19	33.64±0.55
	GPT-4 (I1)	–	0.00±0.00	0.00±0.00	–	0.00±0.00	0.00±0.00
	GPT-4 (I2)	–	43.90±0.78	43.34±0.30	–	44.72±0.42	43.79±0.11
	W-PROCER w/o weight	36.50±5.12	38.10±5.87	37.19±1.47	45.06±3.52	41.59±1.68	39.22±2.80
	W-PROCER w/o prototype	35.41±3.91	37.13±4.13	37.93±2.14	45.07±1.96	43.83±2.34	40.52±3.94
	W-PROCER (Our Approach)	36.91±4.46	40.26±4.46	38.86±2.80	46.43±4.30	56.02±3.06	40.90±1.63

Table 2: Results of various approaches for 1/5-shot medical NER on I2B2'14, BC5CDR and NCBI. The baseline results of ProtoBERT, NNshot, Structshot, ContaiNER, COPNER, and EP-NET on the I2B2'14 dataset were obtained from their respective source papers. For the remaining baseline models, we conducted training using their source code on the I2B2'14, BC5CDR, and NCBI datasets. It is important to note that for EP-NET, as the source code is not available, we solely report their results from the paper specifically on the I2B2'14. We incorporate PubMedBERT into BINDER, leveraging its superior performance as demonstrated in the source paper. As a result of concerns surrounding the I2B2 user agreement, we did not report the model performance of GPT-3.5/4 on I2B2.

Specifically, the Domain Transfer models have been trained on the OntoNotes 5.0 dataset, which comprises medical NER knowledge. The evaluation of these models is conducted using the support sets and test sets from I2B2'14, BC5CDR, and NCBI. On the contrary, Domain non-Transfer models differ in that they do not undergo additional pre-training using other medical NER datasets.

We consider the following Domain Transfer models: (1) **NNshot**(Yang and Katiyar, 2020) is a method that uses nearest neighbor classification; (2) **Structshot**(Yang and Katiyar, 2020) is an improved version of NNshot that combines nearest neighbor classification, abstract transition matrix, and Viterbi algorithm; (3) **ContaiNER** (Das et al., 2022) adopts contrastive learning to estimate the distributional distance between entities' vectors, which are represented using Gaussian embeddings; (4) **COPNER** (Huang et al., 2022) leverages contrastive learning with prompt tuning to identify entities; (5) **EP-NET** (Ji et al., 2022) is a NER method based on the dispersedly distributed prototypes network.

We also consider the following Domain non-Transfer models: (1) **ProtoBERT** (Huang et al., 2022) is a few-shot NER method, which utilizes the prototypical network (Snell et al., 2017)

and BERT model to infer the entity label. (2) **BINDER** (Zhang et al., 2022) employs span-based contrastive learning to effectively push the entities of different types by optimizing both the entity type encoder and sentence encoder. (3) **LM-tagger** (BERT (Devlin et al., 2018), ClinicalBERT (Huang et al., 2019), BioBERT (Lee et al., 2020) and GatorTron (Yang et al., 2022a)) are traditional LM-based methods that fine-tune the LM on the support set with the label classifier. (4) The GPT-3.5 (I1 / I2) and GPT-4 (I1 / I2) models are developed using GPT APIs and have been instructed through two instruction methods, Instruction 1 (I1) and Instruction 2 (I2), within the framework of in-context learning (ICL). The details regarding instruction methods I1 and I2 can be found in Section 6. Same as (Yang and Katiyar, 2020; Das et al., 2022; Huang et al., 2022; Ji et al., 2022; Zhang et al., 2022), we evaluate all the models based on the generative evaluation metric, Micro F1.

5.3 Implementation Details

In W-PROCER, during training, we use AdamW (Loshchilov and Hutter, 2017) as the optimizer and our Contrastive loss with Cross-Entropy as the loss function with a learning rate of 0.00005. We use label smoothing (Müller et al., 2019) to prevent the model from being

over-confident. For the overall loss function in the equation.9, we tune the β value in 0, 0.3, 0.5, 0.9, 1. We find that W-PROCER works well when the weight of $L_{prototype}$ is 0.5. For the number of prototype centers, we tune the threshold k in $\{3, 4, 5\}$, and when $k = 3$, our approach achieves the best performance. For the distance to judge the positive prototype center and negative center, we tune the threshold α in $\{0.7, 0.8, 0.9\}$, and when $\alpha = 0.7$, our approach achieves the best performance.

6 Main Results

Table 2 presents the experimental results of various approaches based on the Micro-F1. We have the following observations: (1) Our W-PROCER consistently outperforms all strong baseline models across all datasets, with the exception of GPT4. We will conduct a more in-depth analysis of this phenomenon at a later stage. (2) Using medical LM with domain non-transfer (such as GatorTron) shows obvious superiority compared with domain transfer baselines, especially on the 5-shot of I2B2’14, BC5CDR, and NCBI. We speculate that this is because the baselines trained with the domain transfer strategy can not contain rich medical knowledge; (3) By employing different seed values during the training of the baseline, certain models exhibit a significant standard deviation. For instance, when considering the 5-shot results of BINDER on BC5CDR, we deduce that the difficulty lies in these models’ ability to effectively transfer knowledge from a limited dataset and maintain overall model stability. (4) Compared with NNShot, StructShot is not easy to identify complex medical entities by using the abstract transition, nearest neighbor, and Viterbi, we guess the reason is some abbreviated and complex medical nouns influence the judgment ability of models. For instance in NCBI, the entities *PWS*, *UPD*, *RCC*.

7 More Analysis

In order to further explore the effectiveness of our framework, we perform a series of analyses based on different characteristics of our model. So we propose two model variants to help us validate the advantages of our proposed prototype-based CL and weighting network in medical NER task. Next, we explore the performance of our model with a different number of prototype centers, the weight value in equation 9, and the threshold to select the

positive prototype. In the last, we did a comparison with the method which applies the GPT-3.5/4 in this task.

For more experiments about the W-PROCER performance in choosing different entity descriptions, the impact of different mask strategies which are used to mask some labeled entities and the visualization of learning representation, please refer to Appendix Sections 10.2, 10.3 and 10.4.

7.1 Ablation Experiments

The contribution of our model components can also be learned from ablated models. We introduce two ablated models of W-PROCER, (1) W-PROCER w/o weight excludes the weighting network in W-PROCER. (2) W-PROCER w/o prototype uses the weighting network and type-based contrastive learning to improve the distinction of different labels, instead of our proposed W-PROCER that clusters the OUTSIDE (O) labeled tokens, and pushes the negative prototype center from the anchors. We find that by clustering the OUTSIDE (O) labeled tokens and pushing the negative prototype center, our W-PROCER significantly improves over the baseline W-PROCER w/o prototype. This is especially true for the micro-F1 value of 1/5 shot on BC5CDR, demonstrating the effectiveness of the prototype-based contrastive learning method. We also find the weighting network can help differentiate the more difficult negatives and improve the discrimination ability of contrastive learning, thus the micro-F1 of the approach is significantly improved, which can be seen by comparing W-PROCER with W-PROCER w/o weight.

7.2 Comparison with GPT 3.5/4 Models

In this part, we systematically compare the state-of-the-art GPT models GPT-3.5-turbo⁴ and GPT-4⁵ with W-PROCER on few-shot medical NER task. We first design two instructions (I1 and I2) to instruct the GPT models to identify each medical entity in the sentence. As shown in Figure 5 of Appendix. From Table 2, we find despite the impressive performance of W-PROCER, it lags behind the GPT-4 in BC5CDR 1-shot and NCBI 1/5-shot settings, However, W-PROCER surpasses GPT-4 by 12 points in the BC5CDR 5-shot dataset, and it achieves best performance compared to other strong open baselines. it shows the GPT-4 still has

⁴<https://platform.openai.com/docs/models/gpt-3-5>

⁵<https://platform.openai.com/docs/models/gpt-4>

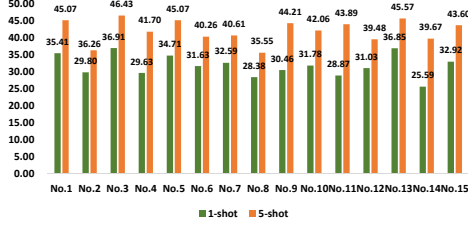


Figure 2: Micro F1 results with different k , and β settings. We fixed the distance threshold $\alpha = 0.7$.

limited capability to perform medical NER tasks. The absence of performance on I1 can be attributed to the propensity of GPT-3.5-turbo or GPT-4 to generate labels of varying lengths compared to the gold label sequence when applied to I1. There are several reasons why using the GPT-3.5/4 API may not be practical for handling sensitive medical data: the need for stringent data protection to ensure the confidentiality of medical information; concerns about cost-effectiveness; slower response times, and possible issues with permissions. So our W-PROCER still provides a good solution for the secrete NER task.

7.3 The Impact of Hyper-Parameters

12B2*14 No.	1	2	3	4	5	6	7	8	9	10	11	12	13	14	15
k	3	3	3	3	3	4	4	4	4	4	5	5	5	5	5
$1 - \beta$	0	0.1	0.5	0.7	1	0	0.1	0.5	0.7	1	0	0.1	0.5	0.7	1
β	1	0.9	0.5	0.3	0	1	0.9	0.5	0.3	0	1	0.9	0.5	0.3	0

Table 3: Different k , and β settings

In our proposed model, there are two parameters controlling the number of prototype centers and the weight value of prototype-based CL and type-base CL: (1) $k \in \{3, 4, 5\}$ which is the cluster number to help cluster the OUTSIDE (O) based on their semantic distance, and (2) $\beta \in \{1, 0.9, 0.5, 0.3, 0\}$ which is a tunable parameter. To investigate the influence of different k and β , we conduct experiments using W-PROCER with different parameter settings which are shown in Table 3. We analyze the impact of these two hyper-parameters in Figure 2. As we can see, when $k = 3$, W-PROCER tends to select prototypes that are more relevant to the type description and consistently provides better performance than the setting of $k = 4, 5$ with the $\beta = 0.5$. We also analyze the impact of $\alpha \in \{0.7, 0.8, 0.9\}$, which is the threshold to select the positive prototype based on the type description. As Figure 3 shows, W-PROCER achieves the best performance when α is 0.7. When $\alpha > 0.8$, too few cluster centers are considered positive, espe-

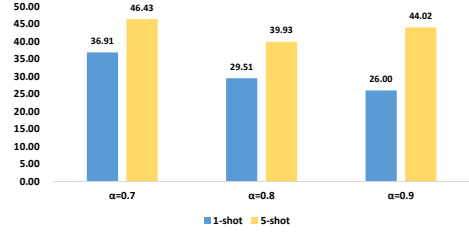


Figure 3: Micro F1 results with different distance parameter α settings. We fixed the $k = 3$, and $\beta = 0.5$.

cially in the 1-shot situation.

8 Conclusion

This paper introduces W-PROCER, a weighted prototypical contrastive learning framework for the few-shot medical NER task in the medical domain. It consists of two primary steps. First, positive and negative prototypes are constructed using tokens labeled as OUTSIDE (O). Then, a prototype-based contractive loss is employed along with a weighting network to enhance the model’s capability to distinguish the incorrect negative samples from OUTSIDE (O) labeled tokens. This approach helps attract positive prototypes and repel negative prototypes, ultimately improving the model’s distinguish ability. Our model has been proven effective in addressing the Few-shot NER task through experimental results and extensive analysis on three public benchmark datasets.

9 Limitations

In our study, we utilized the small language model GatorTron as the foundation for our model. Despite achieving satisfactory results in addressing the challenges of medical secret data, we acknowledge that superior performance cannot be attained solely by comparing it to GPT-4. As a result, our future focus will involve developing an innovative model that leverages open large language models like LLaMA to provide an improved solution for handling sensitive data.

Acknowledgements

This work was supported by the National Institutes of Health’s National Center for Complementary and Integrative Health grant number R01AT009457 and National Institute on Aging grant number R01AG078154. The content is solely the responsibility of the authors and does not represent the official views of the National Institutes of Health.

References

- Sanjeev Arora, Hrishikesh Khandeparkar, Mikhail Khodak, Orestis Plevrakis, and Nikunj Saunshi. 2019. A theoretical analysis of contrastive unsupervised representation learning. *arXiv preprint arXiv:1902.09229*.
- Ting Chen, Simon Kornblith, Mohammad Norouzi, and Geoffrey Hinton. 2020. A simple framework for contrastive learning of visual representations. In *International conference on machine learning*, pages 1597–1607. PMLR.
- Yung-Sung Chuang, Rumen Dangovski, Hongyin Luo, Yang Zhang, Shiyu Chang, Marin Soljačić, Shang-Wen Li, Wen-tau Yih, Yoon Kim, and James Glass. 2022. Diffcse: Difference-based contrastive learning for sentence embeddings. *arXiv preprint arXiv:2204.10298*.
- Rumen Dangovski, Li Jing, Charlotte Loh, Seungwook Han, Akash Srivastava, Brian Cheung, Pulkit Agrawal, and Marin Soljačić. 2021. Equivariant contrastive learning. *arXiv preprint arXiv:2111.00899*.
- Sarkar Snigdha Sarathi Das, Arzoo Katiyar, Rebecca J Passonneau, and Rui Zhang. 2021. Container: Few-shot named entity recognition via contrastive learning. *arXiv preprint arXiv:2109.07589*.
- Sarkar Snigdha Sarathi Das, Arzoo Katiyar, Rebecca J Passonneau, and Rui Zhang. 2022. Container: Few-shot named entity recognition via contrastive learning. *arXiv preprint arXiv:2109.07589*.
- Jacob Devlin, Ming-Wei Chang, Kenton Lee, and Kristina Toutanova. 2018. Bert: Pre-training of deep bidirectional transformers for language understanding. *arXiv preprint arXiv:1810.04805*.
- Rezarta Islamaj Doğan, Robert Leaman, and Zhiyong Lu. 2014. Ncbi disease corpus: a resource for disease name recognition and concept normalization. *Journal of biomedical informatics*, 47:1–10.
- Alexander Fritzer, Varvara Logacheva, and Maksim Kreto. 2019. Few-shot classification in named entity recognition task. In *Proceedings of the 34th ACM/SIGAPP Symposium on Applied Computing*, pages 993–1000.
- Gaël Guibon, Matthieu Labeau, Hélène Flamein, Luce Lefevre, and Chloé Clavel. 2021. Few-shot emotion recognition in conversation with sequential prototypical networks. *arXiv preprint arXiv:2109.09366*.
- Yutai Hou, Wanxiang Che, Yongkui Lai, Zhihan Zhou, Yijia Liu, Han Liu, and Ting Liu. 2020. Few-shot slot tagging with collapsed dependency transfer and label-enhanced task-adaptive projection network. *arXiv preprint arXiv:2006.05702*.
- Kexin Huang, Jaan Altosaar, and Rajesh Ranganath. 2019. Clinicalbert: Modeling clinical notes and predicting hospital readmission. *arXiv preprint arXiv:1904.05342*.
- Yucheng Huang, Kai He, Yige Wang, Xianli Zhang, Tieliang Gong, Rui Mao, and Chen Li. 2022. Copner: Contrastive learning with prompt guiding for few-shot named entity recognition. In *Proceedings of the 29th International conference on computational linguistics*, pages 2515–2527.
- Bin Ji, Shasha Li, Shaoduo Gan, Jie Yu, Jun Ma, and Huijun Liu. 2022. Few-shot named entity recognition with entity-level prototypical network enhanced by dispersedly distributed prototypes. *arXiv preprint arXiv:2208.08023*.
- Jinhyuk Lee, Wonjin Yoon, Sungdong Kim, Donghyeon Kim, Sunkyu Kim, Chan Ho So, and Jaewoo Kang. 2020. Biobert: a pre-trained biomedical language representation model for biomedical text mining. *Bioinformatics*, 36(4):1234–1240.
- Jiao Li, Yueping Sun, Robin J Johnson, Daniela Sciaky, Chih-Hsuan Wei, Robert Leaman, Allan Peter Davis, Carolyn J Mattingly, Thomas C Wiegers, and Zhiyong Lu. 2016. Biocreative v cdr task corpus: a resource for chemical disease relation extraction. *Database*, 2016.
- Junnan Li, Pan Zhou, Caiming Xiong, and Steven CH Hoi. 2020a. Prototypical contrastive learning of unsupervised representations. *arXiv preprint arXiv:2005.04966*.
- Mingchen Li, Junfan Chen, Samuel Mensah, Nikolaos Aletras, Xiulong Yang, and Yang Ye. 2022. A hierarchical n-gram framework for zero-shot link prediction. *arXiv preprint arXiv:2204.10293*.
- Mingchen Li, Zili Zhou, and Yanna Wang. 2020b. Multi-fusion chinese wordnet (mcw): Compound of machine learning and manual correction. *arXiv preprint arXiv:2002.01761*.
- Youguo Li and Haiyan Wu. 2012. A clustering method based on k-means algorithm. *Physics Procedia*, 25:1104–1109.
- Ilya Loshchilov and Frank Hutter. 2017. Decoupled weight decay regularization. *arXiv preprint arXiv:1711.05101*.
- Rafael Müller, Simon Kornblith, and Geoffrey E Hinton. 2019. When does label smoothing help? *Advances in neural information processing systems*, 32.
- Jake Snell, Kevin Swersky, and Richard Zemel. 2017. Prototypical networks for few-shot learning. *Advances in neural information processing systems*, 30.
- Amber Stubbs and Özlem Uzuner. 2015. Annotating longitudinal clinical narratives for de-identification: The 2014 i2b2/uthealth corpus. *Journal of biomedical informatics*, 58:S20–S29.
- Varsha Suresh and Desmond C Ong. 2021. Not all negatives are equal: Label-aware contrastive loss for fine-grained text classification. *arXiv preprint arXiv:2109.05427*.
- Sam Wiseman and Karl Stratos. 2019. Label-agnostic sequence labeling by copying nearest neighbors. *arXiv preprint arXiv:1906.04225*.

	NCBI	
	1-shot	5-shot
surface name	38.85±3.50	39.09±1.81
Prototypical instances	38.50±4.42	40.51±3.09
Description	38.86±2.80	40.90±1.63

Table 4: Micro F1 scores on NCBI test data with different entity type descriptions.

Xuehong Wu, Junwen Duan, Yi Pan, and Min Li. 2023. Medical knowledge graph: Data sources, construction, reasoning, and applications. *Big Data Mining and Analytics*, 6(2):201–217.

Xi Yang, Aokun Chen, Nima PourNejatian, Hoo Chang Shin, Kaleb E Smith, Christopher Parisien, Colin Compas, Cheryl Martin, Anthony B Costa, Mona G Flores, et al. 2022a. A large language model for electronic health records. *npj Digital Medicine*, 5(1):194.

Xi Yang, Nima PourNejatian, Hoo Chang Shin, Kaleb E Smith, Christopher Parisien, Colin Compas, Cheryl Martin, Mona G Flores, Ying Zhang, Tanja Magoc, et al. 2022b. Gatortron: A large clinical language model to unlock patient information from unstructured electronic health records. *arXiv preprint arXiv:2203.03540*.

Yi Yang and Arzoo Katiyar. 2020. Simple and effective few-shot named entity recognition with structured nearest neighbor learning. *arXiv preprint arXiv:2010.02405*.

Rui Zhang, Dimitar Hristovski, Dalton Schutte, Andrej Kastrin, Marcelo Fiszman, and Halil Kilicoglu. 2021. Drug repurposing for covid-19 via knowledge graph completion. *Journal of biomedical informatics*, 115:103696.

Sheng Zhang, Hao Cheng, Jianfeng Gao, and Hoifung Poon. 2022. Optimizing bi-encoder for named entity recognition via contrastive learning. *arXiv preprint arXiv:2208.14565*.

10 Appendix

10.1 Instruction Description

The Instruction Description is shown in Figure 5.

10.2 Choise of Entity Description

In Table 4, we compare the W-PRO CER performance with different entity type descriptions on the NCBI dataset. Our final model utilizes the annotated type description, which outperforms other options: (1) the surface name for each entity type be regarded as the input to the entity type encoder, such as, in the dataset NCBI, surface name *SpecificDisease* for entity type *SpecificDisease*. (2) In

	NCBI		
	mask-0	mask-2	mask-3
BioBERT	35.88±2.55	30.16±2.47	26.40±2.91
GatorTron	37.64±1.76	35.63±2.96	29.72±3.40
Ours	40.90±1.63	37.29±1.93	33.16±3.24

Table 5: F1 scores on NCBI test data with different entity mask ratios in the situation of 5-shot.

the training progress, we sample the entities for each type as the prototypical instances and use them as input to the entity type encoder. In the 1/5-shot setting, we use 1/5 entities of each type as the input of the type encoder.

10.3 Model Performance with Different Mask Strategies

In this section, our objective is to examine the influence of various masking rates on the model and determine the continued efficacy of our contrastive learning method on post-masking. This experiment comprehensively simulated a scenario where numerous unlabeled entities exist within the sentence.

Specifically, in the 5-shot setting, we introduce two mask Strategies in the training dataset:

- **Mask-2** strategy, where only two entities per type are present, while the remaining entities are labeled as "O".
- **Mask-3** strategy, where only three entities per type are present, while the remaining entities are labeled as "O".

By the experiments result in Table 5, we have the following observations: (1) As the mask ratio increases, the model performance will decrease. We guess that this decline is attributed to the excessive amount of unlabeled data, which can adversely affect the model’s performance; (2) we observe that our models can still get good performance even with significantly high masking rates, which validates our assumption that our contrastive loss with cluttering the OUTSIDE (O) labeled tokens aids in improving the discrimination between entities belonging to different labels, even in the presence of unlabeled entities.

10.4 Visualization of Learning Representation

In Figure 4, we visualize the token embedding of an example sentence in the dataset NCBI, $S = \text{"In addition to loss of heterozygosity (LOH) at the APC}$

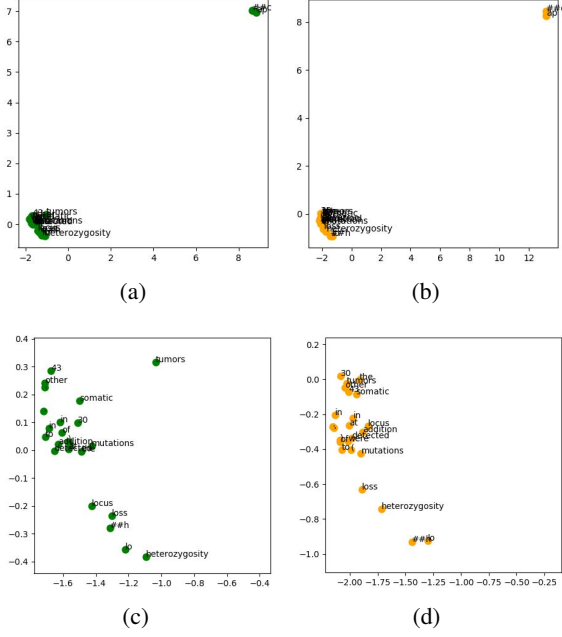


Figure 4: (a) and (b) refer to W-PROCER and GatorTron Representation for sentence S separately. (c) and (d) refer to W-PROCER and GatorTron Representation for the Outside (O) labeled tokens in the sentence S separately.

locus in 30 tumors, 43 other somatic mutations were detected. ", its gold label sequence is "O O O O O O O O Modifier O O O DiseaseClass O O O O O O", the label of the entity *APC* is *Modifier*, the label of the entity *tumors* is *DiseaseClass*. To assess the model's proficiency in distinguishing labels, we employ the technique **Mask-3** described in section ?? to train the W-PROCER and GatorTron. Additionally, we utilize W-PROCER and GatorTron to visualize the token embedding on S . Using this masking strategy, in sentence S , the label for the word "*tumors*" is replaced with the label "O". Based on the visualizations in Figure 4 (a) and (b), it is evident that both models are capable of distinguishing the entity "APC". In Figure 4 (c) and (d), the representation learned by the proposed W-PROCER exhibits more distinct clusters compared to the representation learned by GatorTron. Notably, the labeled word "*tumors*" maintains a significant distance from the Outside (O) labeled tokens, even though it is labeled as O during the training process. This finding further supports the effectiveness of our prototype and weighted network-based Contrastive Learning (CL) method.

System Prompt: You are a smart and intelligent Named Entity Recognition (NER) system. I will provide you with the entity definitions that need to be extracted, the sentences from which you should extract the entities, and the output format along with examples.

User Prompt: Are you clear about your role?

Assistant Prompt: Sure, I'm ready to help you with your NER task. Please provide me with the necessary information to get started.

Guidelines Prompt:

Entity Definition:

"1. Chemical: A chemical is any substance that has a defined composition. In other words, a chemical is always made up of the same stuff Some chemicals occur in nature, such as water. Other chemicals are manufactured, such as chlorine (used for bleaching fabrics or in swimming pools)"

"2. Disease: abnormal condition negatively affecting organisms"

"3. O: other entities not in above entities."

Output Format:

"List of above labels"

"If no entities are presented in any categories keep it None"

Instruction 1:

Examples:

1: "Sentence: test conditions can impact upon other physiological responses to apomorphine such as drug-induced hypothermia"

"Output: O O O O O O O O Chemical O O O Disease "

Instruction 2:

Examples:

1: "Sentence: test conditions can impact upon other physiological responses to apomorphine such as drug-induced hypothermia"

"Output: {'Chemical': ['apomorphine'], 'Disease': ['hypothermia']}"

Figure 5: Example of Instruction 1 and Instruction 2 defined for GPT-based models. This example is from BC5CDR 1-shot NER task.