

The Minimax Risk in Testing the Histogram of Discrete Distributions for Uniformity under Missing Ball Alternatives

Alon Kipnis

School of Computer Science

Reichman University

alon.kipnis@runi.ac.il

Abstract—We consider the problem of testing the fit of a sample of items from many categories to the uniform distribution over the categories. As a class of alternative hypotheses, we consider the removal of an ℓ_p ball of radius ϵ around the uniform rate sequence for $p \leq 2$. When the number of samples n and number of categories N go to infinity while ϵ goes to zero, the minimax risk R_ϵ^* in testing based on the sample’s histogram (number of absent categories, singletons, collisions, ...) asymptotes to $2\Phi(-nN^{2-2/p}\epsilon^2/\sqrt{8N})$, with $\Phi(x)$ the normal CDF. This characterization allows comparing the many estimators previously proposed for this problem at the constant level rather than the rate of convergence of their risks. The minimax test mostly relies on collisions when n/N is small, but otherwise behaves like the chisquared test. Empirical studies over a range of problem parameters show that this estimate is accurate in finite samples and that our test is significantly better than the chisquared test or a test that only uses collisions. Our analysis relies on the asymptotic normality of histogram ordinates, the equivalence between the minimax setting and a Bayesian setting, and the characterization of the least favorable prior by reducing a multi-dimensional optimization problem to a one-dimensional problem.

I. INTRODUCTION

A. Background

We have data recording the occurrences of items from a large number of N categories. We are interested in testing if the occurrences are uniform in the sense that they all obey the same Poisson law independently across categories, or perhaps they obey Poisson laws of inhomogeneous rate sequence taken from an alternative class. In this work, the alternative class is obtained by the removal of an ℓ_p ball of radius ϵ around the uniform frequency sequence $U := (1/N, \dots, 1/N) \in \mathbb{R}_+^N$. In particular, we seek to characterize the minimax risk R_ϵ^* against this alternative class as a function of ϵ , N , and

the number of occurrences n . The minimax analysis is commonly understood as a two-person game of the statistician versus Nature: Nature plays a choice of a frequency sequence $Q \in \mathbb{R}_+^N$ which may be in the null or the alternative. Such a choice gives rise to a distribution of the data. The statistician plays an estimator ψ to decide whether Q is in the null or the alternative. The problem of testing for the uniformity of a sample over N categories arises frequently in science and engineering. As recent examples, the uniformity of sequences of bitstrings appears to play significant roles in the validity of certain claims in quantum theory and computing [1], [2], [3].

This problem is closely related to non-parametric hypothesis testing on densities [4], [5], [6] and to testing for the uniformity under a multinomial model [7], [8], [9], [10]. In these contexts, [4] characterized the minimax risk when each sequence in the alternative is a binned version of a smooth density function and showed that the minimax test is based on the natural chisquared statistic. In recent years, works originating from the field of property testing in computer science [11] focused on testing uniformity against discrete distributions that do not necessarily arise as binned versions of smooth densities [8], [9], [12], [13], [14]. Instead, they may be unrestricted or obey other properties [15], [16], [17]. Furthermore, the focus is usually on the case of n much smaller than N , denoted as the “sub-linear” regime. These works characterized the optimal rate of convergence of estimators, e.g., the number of samples guaranteeing vanishing minimax risk in the other problem parameters. Nevertheless, these previous works neither provide the minimax asymptotic risk nor the minimax test which remained open problems. The goal of the present work is to fill these gaps for tests based on the sample histogram under the Poisson model.

As a way to understand the importance of Characterizing the asymptotic minimax risk, consider the many different estimators in the literature of optimal sample complexity scaling order [8], [9], [18], [12], [19]. The minimax risk provides a way to compare these estimators at the constant level, in analogy to Pinsker’s constant in non-parametric function estimation and Fisher’s information in parametric estimation [20].

B. Contributions

In this work, we make no assumptions about the smoothness of sequences in the alternative. We assume that $p \in (0, 2]$ and that n/N is uniformly bounded from above, a situation that covers the so-called ”sub-linear” regime in which $n/N \rightarrow 0$. We consider linear tests that are based on the counts’ histogram (number of missing categories, singletons, collisions,...) and a class of alternative rates that guarantee homoscedasticity. Under this situation, the asymptotic minimax risk R_ϵ^* is pinned down by the limit

$$\lim_{n \rightarrow \infty} \frac{R_\epsilon^*}{2\bar{\Phi}\left(\frac{\epsilon^2 n}{\sqrt{8N}} N^{2-2/p}\right)} = 1. \quad (1)$$

As it turns out, the approximation provided by (1) to R_ϵ^* is fairly accurate in finite n , N , and small values of ϵ , as we demonstrate using numerical experiments; see Figure 3 below. Our experiments also demonstrate the dominance of the minimax test over the χ^2 test and a test that is based on collisions.

Our asymptotic characterization of the minimax risk significantly sharpens known results. For example, (1) implies that vanishing minimax risk requires

$$\frac{n\epsilon^2}{\sqrt{N}} N^{2-2/p} \rightarrow \infty. \quad (2)$$

This condition describes the sample complexity of the problem and coincides with previous results, e.g. [21, Corollary 1] and [9] for the case $p = 1$ and under a related multinomial sampling model. A more precise estimate of R_ϵ^* than (2) that also follows from (1) was suggested in [19] to hold when the variance of the test under the null and alternative sequences are asymptotically equivalent. Our setup includes a geometric restriction on the alternative set that turns out to guarantee such homoscedasticity but does not appear to limit the generality of the results.

Our methodology is based on method developed for the problem of detecting a signal in white Gaussian noise background [4], [22], [23], [6], [24]. Specifically, we reduce the minimax problem to a Bayesian problem and

replace minimization over sequence priors by a series of one-dimensional optimization problems similarly to [25], [23]. It seems possible to extend our analysis to testing the fit to some non-uniform distributions and the removal of convex bodies other than the ℓ_p balls by following similar arguments as in [4] and [22]; we leave these extensions as future work. For example, an additional ℓ_q restriction for $q \rightarrow 0$ on the class of alternatives may be relevant for minimax analyses under sparsity constraints as in [26], [27].

C. Problem Formulation

Let O_1, \dots, O_N record the occurrences of items from N categories. We assume that the occurrences are independent and that O_i is sampled from a Poisson distribution of rate nQ_i . We are interested to test whether $Q_i = 1/N$ for all $i = 1, \dots, N$, or not. We reduce attention to the counts’ histogram (aka the data’s *pattern* [28] or *fingerprint* [29])

$$X_m = \sum_{i=1}^N \mathbf{1}\{O_i = m\}, \quad m = 0, 1, 2, \dots$$

For example, X_0 is the number of categories not represented in the sample, X_1 is the number of singletons, and X_2 is the number of collisions or coincidences. We consider tests that reject the null for large of

$$T(w) = \langle w, X \rangle = \sum_{m=0}^{\infty} X_m w_m \quad (3)$$

for some non-zero weights vector (kernel) w such that the second moment of $T(w)$ exists under either hypothesis. Note that the sum in (3) is well-defined because $X_m = 0$ for all $m > n$.

As a set of alternative rate sequences V_ϵ , we consider

$$V_\epsilon := B_{\xi/N}^\infty(U) \setminus B_\epsilon^p(U),$$

where

$$B_{\xi/N}^\infty(P) := \{Q : \|P - Q\|_\infty \leq \xi/N\}, \quad \xi > 0,$$

$$B_\epsilon^p(P) := \{Q : \|P - Q\|_p \leq \epsilon\}, \quad \epsilon > 0, \quad p \in (0, 2].$$

In words, the set of alternatives V_ϵ is an ℓ_∞ ball of radius ξ/N around U with an ℓ_p ball removed; see illustration in Figure 1. We note that V_ϵ is empty unless

$$\epsilon \leq \xi N^{-1+1/p},$$

an assumption we use throughout to obtain a meaningful setting. In particular, $\epsilon \rightarrow 0$ whenever $\xi \rightarrow 0$ for $p \geq 1$. Constraining the set of alternative rate sequences

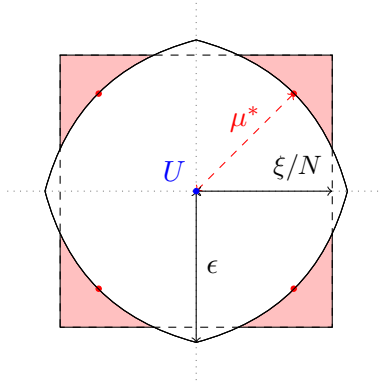


Fig. 1. Conceptual sketch of the class of alternative V_ϵ (shaded red) for $N = 2$ dimensions and $p \leq 2$ (the hypercube may or may not intersect the ball $B_{\xi/N}^\infty(U)$). Least favorable rate sequences in V_ϵ are typical realizations of the least favorable prior, supported over points at the boundary of the ball $B_\epsilon^p(U)$ closest to the center and in the interior of the hypercube $B_{\xi/N}^\infty(U)$ (indicated by red dots). μ^* is the perturbation defining the least favorable prior.

to the hypercube $B_{\xi/N}^\infty$ turns out to guarantee the homoscedasticity of the problem, i.e. asymptotically equivalent variances of tests under the null and alternative. Our analysis reveals that the least favorable sequence in the alternatives class is in the interior of $B_{\xi/N}^\infty(U)$ as conceptually shown in Figure 1, hence the parameter ξ has no effect on our analysis as long as $\xi \rightarrow 0$ as n goes to infinity slowly enough such that V_ϵ is non-empty. The situation appears to be different in the case $p > 2$ that is not considered here.

To summarize, the choice of Q give rise to a distribution over X_0, X_1, \dots ; we test

$$H_0 : Q = U \text{ versus } H_1 : Q \in V_\epsilon. \quad (4)$$

Given a test $\psi : \mathbb{N}^\infty \rightarrow \{0, 1\}$ based on (3) and a specific sequence of frequencies Q , the risk of $\psi = \psi(X_0, X_1, \dots)$ is

$$R(\psi, Q) := \Pr[1 - \psi | H_1] + \Pr[\psi | H_0].$$

The goal of our study is the minimax risk defined as

$$R_\epsilon^* := \inf_{\psi} \sup_{Q \in V_\epsilon} R(\psi, Q). \quad (5)$$

D. Paper Outline

The analysis and results are described in Section II. In Section III, we report on numerical simulations. Additional discussion and remarks are provided in Section IV. All the proofs are provided in the Appendix.

II. ANALYSIS AND MAIN RESULTS

A. Bayesian Setup

Assume that the sequence Q is sampled from some prior π^N over \mathbb{R}_+^N . The Bayes risk of a test ψ is defined as

$$\rho(\pi^N; \psi) = \mathbb{E}_{Q \sim \pi^N} [R(\psi, Q)].$$

We consider a set of priors in which the i -th coordinate of each member π^N is a probability measure over the real line such that each $Q \sim \pi^N$ belongs to V_ϵ "on average":

$$\Pi_\epsilon := \left\{ \pi^N : \mathbb{E}_{Q \sim \pi^N} [\|Q - U\|_p^p] \geq \epsilon^p, \right. \\ \left. \mathbb{E}_{Q \sim \pi^N} [\|Q - U\|_\infty] \leq \xi/N \right\}, \quad (6)$$

where we used the notation

$$\mathbb{E}_{Q \sim \pi^N} [F(Q)] = \sum_{i=1}^N \mathbb{E}_{Q_i \sim \pi_i} [F(Q_i)] \\ = \sum_{i=1}^N \int_{\mathbb{R}} F(q) \pi_i(dq),$$

for a function $F : \mathbb{R} \rightarrow \mathbb{R}$, assuming all per-coordinate expectations exist. The minimax Bayes risk over Π_ϵ is defined as

$$\rho^*(\Pi_\epsilon) := \inf_{\psi} \sup_{\pi^N \in \Pi_\epsilon} \rho(\pi^N, \psi),$$

and by the minimax theorem

$$\rho^*(\Pi_\epsilon) = \sup_{\pi^N \in \Pi_\epsilon} \inf_{\psi} \rho(\pi^N, \psi). \quad (7)$$

A prior $\pi^{*N} \in \Pi_\epsilon$ attaining the supremum above, if exists, is called *least favorable*. Arguing as in [22], we have

$$R_\epsilon^* = \rho^*(\Pi_\epsilon) + o(1), \quad (8)$$

where $o(1) \rightarrow 0$ as $\epsilon \rightarrow 0$ uniformly in N .

As an example of an interesting set of priors, consider the set Π_ϵ^3 consisting of the product of three-point (or two points if $\eta = 1$) priors that are symmetric around $U_i = 1/N$:

$$\pi_i(\eta, \mu) = (1 - \eta)\delta_{U_i} + \frac{\eta}{2}\delta_{U_i + \mu} + \frac{\eta}{2}\delta_{U_i - \mu}, \quad (9)$$

for $i = 1, \dots, N$. Here $(\eta, \mu) \in \mathbb{R}_+^2$ satisfy

$$\mathbb{E}_{Q \sim \pi^N} [\|Q - U\|_p^p] = \eta \mu^p \geq \epsilon^p/N \text{ and } |\mu| \leq \xi/N.$$

One of our key results (Theorem 2) says that Π_ϵ^3 contains the (unique) least favorable prior π^{*N} within Π_ϵ , hence

$$\rho^*(\Pi_\epsilon^3) = \rho^*(\Pi_\epsilon) = R_\epsilon^* + o(1).$$

In the next section, we describe a general testing procedure for the problem (4) and characterize its asymptotic risk under a prior $\pi^N \in \Pi_\epsilon$.

B. Asymptotic Bayes Risk

Let $P_\lambda(m)$ be the Poisson probability mass function (pmf):

$$P_\lambda(m) := \Pr[\text{Pois}(\lambda) = m] = e^{-\lambda} \frac{\lambda^m}{m!}.$$

Set $\lambda := \lambda_{n,N} := nU_i = n/N$. For $m = 0, 1, \dots, X_m$ are binomial random variables with mean

$$\mu_m^0 := \mathbb{E}[X_m] = \sum_{i=1}^N P_{nU_i}(m) = N \cdot P_\lambda(m),$$

The covariance function

$$\text{Cov}[X_m, X_k] = N \begin{cases} P_\lambda(m)(1 - P_\lambda(m)) & m = k \\ -P_\lambda(m)P_\lambda(k) & m \neq k. \end{cases}$$

Henceforth, we write the covariance function using the infinite matrix Σ such that $\Sigma_{m+1,k+1} = \text{Cov}[X_m, X_k]$. We have $\Sigma = \text{diag}(\mu^0) - \mu^0 \mu^{0\top} / N$, which is singular because $\Sigma \mathbf{1} = 0$ with $\mathbf{1} = (1, 1, \dots)$.

Note that

$$T(w) = \sum_{i=1}^N A_i, \quad A_i := w_{O_i},$$

and that $\{w_{O_i}\}_{i=1}^N$ are iid with finite mean and variance under the null. Consequently, under the null, T is asymptotically normal with mean and variance

$$\begin{aligned} \mathbb{E}[T(w)] &= \sum_{m=0}^{\infty} w_m \mu_m^0 = \langle w, \mu^0 \rangle \\ \text{Var}[T(w)] &= \langle w, \Sigma w \rangle. \end{aligned}$$

It follows that a test asymptotically of size α against H_0 can be obtained by rejecting when

$$\frac{T(w) - \langle w, \mu^0 \rangle}{\sqrt{\langle w, \Sigma w \rangle}} > z^{1-\alpha}, \quad \bar{\Phi}(z^{1-\alpha}) = \alpha. \quad (10)$$

Next, we consider the kernel w that maximizes the power of this test under an alternative $\pi^N \in \Pi_\epsilon$.

C. Bayes Optimal Test

Under a mean shift alternative μ^1 for X , the vector w that maximizes the power of (10) is provided via standard linear discriminant analysis [30] using the Moore-Penrose pseudoinverse Σ^\dagger of Σ as

$$w^* = \Sigma^\dagger(\mu^1 - \mu^0). \quad (11)$$

In our setting, we have

$$\Sigma^\dagger := \frac{1}{N}(\text{diag}(\mu^0/N)^{-1} - \mathbf{1}\mathbf{1}^\top)$$

In what follows, we characterize the mean shift in X and $T(w)$ due to a prior $\pi^N \in \Pi_\epsilon$ on Q and argue that the variance remains asymptotically unchanged.

For $x \in \mathbb{R}$, $\lambda > 0$, and $m = 0, 1, \dots$, define

$$h_{m,\lambda}(x) := e^{-x} \left(1 + \frac{x}{\lambda}\right)^m - 1,$$

and

$$\Delta_m(\pi^N) := P_\lambda(m) \sum_{i=1}^N \int_{\mathbb{R}} h_{m,\lambda}(n(t - U_i)) \pi_i(dt).$$

For a random $Q \sim \pi^N$, the mean of X_m is given by

$$\begin{aligned} \mu_m^1 &:= \mathbb{E}_{Q \sim \pi^N} \left[\sum_{i=1}^N P_{nQ_i}(m) \right] = \sum_{i=1}^N \int_{\mathbb{R}} P_{nt}(m) \pi_i(dt) \\ &= \mu_m^0 + P_\lambda(m) \sum_{i=1}^N \int_{\mathbb{R}} h_{m,\lambda}(n(t - U_i)) \pi_i(dt) \\ &= \mu_m^0 + \Delta_m(\pi^N) \end{aligned} \quad (12)$$

Therefore, we may think about $h_{m,\lambda}(nt)$ as the relative contribution of a perturbation of U_i by t to the expected difference in X_m , and on $\Delta_m(\pi^N)$ as the overall expected difference in X_m as a result of the perturbations of the sequence U describe by π^N .

Denote by $w(\pi^N)$ the vector

$$w(\pi^N) := \Sigma^\dagger \Delta(\pi^N) \quad (13)$$

The following theorem characterizes the power and the Bayes risk of the optimal test for testing H_0 versus any simple alternative defined by a prior π^N on Q that is close enough to the null.

Theorem 1. *Consider an asymptotic setting in which $n \rightarrow \infty$, $\lambda = n/N \leq M$, $\epsilon < \xi N^{-1+1/p}$, and $\xi \rightarrow 0$. Let $\pi^N = \prod_{i=1}^N \pi_i$ be any product measure on \mathbb{R}^N that satisfy*

$$\int_{\mathbb{R}} h_{m,\lambda}(n(t - U_i)) \pi_i(dt) = O(\xi), \quad \text{as } \xi \rightarrow 0, \quad (14)$$

for all $m = 0, 1, \dots$, $\lambda > 0$, and $i = 1, \dots, N$. Define

$$\|\pi^N\|^2 := \langle w(\pi^N), \Sigma w(\pi^N) \rangle = \langle \Delta(\pi^N), \Sigma^\dagger \Delta(\pi^N) \rangle.$$

(i) *The test $\psi(\alpha, \pi^N)$ that rejects H_0 when*

$$\frac{\langle w(\pi^N), X - \mu^0 \rangle}{\|\pi^N\|} \geq z^{1-\alpha}$$

is asymptotically of size α and power

$$\Phi(\|\pi^N\| - z^{1-\alpha}).$$

Consequently,

$$\rho(\pi^N, \psi(\alpha, \pi^N)) = \alpha + \bar{\Phi}(\|\pi^N\| - z^{1-\alpha}) + o(1).$$

(ii) Let $\psi^*(\pi^N)$ be the test that rejects H_0 when

$$\frac{\langle w(\pi^N), X - \mu^0 \rangle}{\|\pi^N\|} \geq \frac{\|\pi^N\|}{2}. \quad (15)$$

Then,

$$\rho(\pi, \psi^*(\pi^N)) = 2\bar{\Phi}(\|\pi^N\|/2) + o(1).$$

An immediate corollary of Theorem 1 is that over all tests based on statistics of the form (3), the test of minimal asymptotic risk is provided by (15) and the least favorable prior is characterized by a minimal $\|\pi^N\|$.

D. The Minimax Test

Since priors in Π_ϵ satisfy assumption (14), the least favorable prior in Π_ϵ solves the optimization problem

$$\begin{aligned} &\text{minimize: } \|\pi^N\| \\ &\text{subject to: } \pi \in \Pi_\epsilon, \end{aligned} \quad (16)$$

which is analogous to the optimization problems studied in [22, Part II] and [23]. A solution is provided in the following Theorem.

Theorem 2. Consider an asymptotic setting in which $n \rightarrow \infty$, $\lambda = n/N \leq M$, $\epsilon < \xi N^{-1+1/p}$, and $\xi \rightarrow 0$. Let π^{*N} be the product prior of

$$\pi_i^* = \frac{1}{2}\delta_{U_i + \epsilon N^{-1/p}} + \frac{1}{2}\delta_{U_i - \epsilon N^{-1/p}}, \quad (17)$$

for $i = 1, \dots, N$. Then

$$\rho(\pi^{*N}, \psi^*) = \rho^*(\Pi_\epsilon), \quad \psi^* := \psi^*(\pi^{*N}).$$

Theorem 2 says that the least favorable prior in Π_ϵ is unique and of the form (9) with $\eta = 1$ and $\mu = \epsilon N^{-1/p}$. The situation is conceptually illustrated in Figure 1. As a result, the minimax test is obtained from (15) by using the kernel $w(\pi^{*N}) = \Sigma^\dagger \Delta(\pi^{*N})$. Here the m -th coordinate of $\Delta(\pi^{*N})$ is given by

$$\Delta_m(\pi^{*N}) = NP_\lambda(m)g_{m,\lambda}(n\epsilon N^{-1/p}), \quad (18)$$

where

$$g_{m,\lambda}(x) := \frac{h_{m,\lambda}(x) + h_{m,\lambda}(-x)}{2}.$$

Notice that $\sum_{m=0}^{\infty} \Delta_m(\pi^{*N}) = 0$, a fact that merely says that the expected sample size under either the null or the alternative is the same. We conclude:

Corollary 2.1. Consider π^{*N} of (17). We have

$$w(\pi^{*N}) = (\text{diag}(\mu^0))^{-1} \Delta(\pi^{*N}) \quad (19)$$

and

$$\begin{aligned} \|\pi^{*N}\|^2 &= \Delta^\top(\pi^{*N}) \text{diag}(1/\mu^0) \Delta(\pi^{*N}) \\ &= N \sum_{m=0}^{\infty} P_\lambda(m) g_{m,\lambda}^2(n\epsilon N^{-1/p}). \end{aligned} \quad (20)$$

Combining (8) with Theorems 1 and 2, we obtain an exact characterization of the asymptotic minimax risk.

Corollary 2.2. Under the asymptotic setting of Theorem 2,

$$\frac{R_\epsilon^*}{2\bar{\Phi}(\|\pi^{*N}\|/2)} \rightarrow 1, \quad (21)$$

where $\|\pi^{*N}\|^2$ is given in (20).

The expression above can be further simplified. For $a \rightarrow 0$, we have

$$g_{m,\lambda}(a\lambda) = \frac{a^2}{2} (m(m-1) - 2m\lambda + \lambda^2) + o(a^2). \quad (22)$$

Using (22) with $a = \xi N^{-1/p}$ and the first two moments of the Poisson distribution, we get

$$\|\pi^{*N}\|^2 = \frac{N^{1+2(2-2/p)} \epsilon^4 \lambda^2}{2} (1 + o(1)), \quad (23)$$

Which ultimately implies:

Corollary 2.3. Under the asymptotic setting of Theorem 2,

$$\lim_{n \rightarrow \infty} \frac{R_\epsilon^*}{2\bar{\Phi}\left(\frac{\epsilon^2 n}{\sqrt{8N}} N^{2-2/p}\right)} = 1. \quad (24)$$

In particular, vanishing minimax risk requires (2). We also note that under the limit (2), Mill's ratio implies

$$\rho(\pi^{*N}) = 2\bar{\Phi}\left(\frac{\|\pi^{*N}\|}{2}\right) = \frac{2e^{-\frac{\|\pi^{*N}\|^2}{8}} (1 + o(1))}{\sqrt{\pi/2} \|\pi^{*N}\|},$$

which leads to

$$\frac{4\sqrt{N \log(1/R_\epsilon^*)}}{n\epsilon^2} = 1 + o(1). \quad (25)$$

The sampling complexity deduced from (25) is equivalent to the one suggested in [19]. However, the approximation to R_ϵ^* obtained by the non-vanishing terms in (25) is loose unless R_ϵ^* is very small.

Figure 2 illustrates the kernel $w^* = w(\pi^{*N})$ of the minimax test, as well as the expected value of $X_m w_m^*$

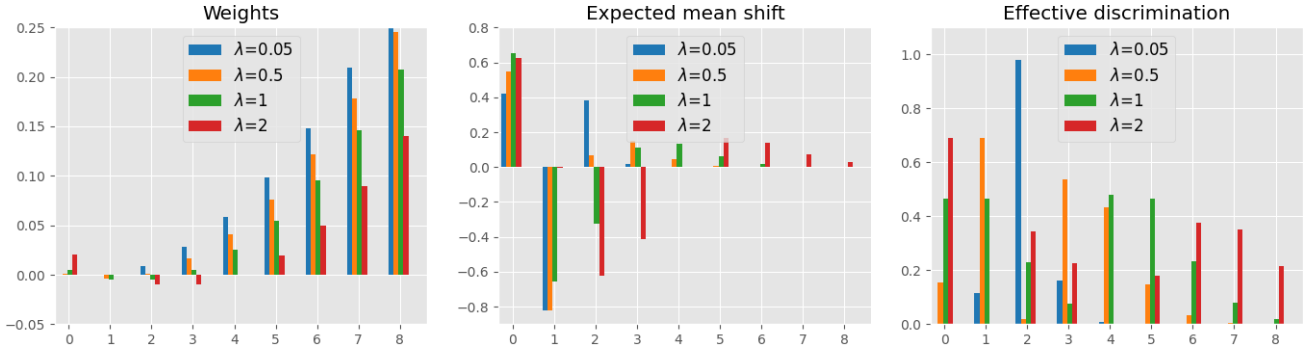


Fig. 2. Weights of the minimax kernel and their expected contribution to differences in the minimax test statistic. Left: bars proportional to the coordinates of $w^* = w(\pi^{*N})$; w_0^* is the weight for missing categories, w_1^* for singletons, w_2^* for collisions or coincidences, etc. Center: The expected shift in the mean of histogram ordinates under the least favorable prior ($\Delta(\pi^{*N})$ of (18)). Right: the vector $w_m(\pi^{*N})\Delta_m(\pi^{*N})$ describing the expected contribution of each histogram ordinate to the minimax test. Different colors correspond to different values of $\lambda = n/N$. Here $n = 10,000$ and $\epsilon = 0.1$ are fixed. As $\lambda \rightarrow 0$, the contribution to the minimax test is only from the collision statistics X_2 .

to the test statistic, for several values of $\lambda = n/N$. From (19) and (22) we also get

$$\begin{aligned} w_m^* &= w_m(\pi^{*N}) \\ &= \frac{\epsilon^2 N^{2-2/p}}{2} (m(m-1) - 2m\lambda + \lambda^2 + o(1)). \end{aligned}$$

This shows that the minimax test's behaves similarly to the chisquared test for large values of m but with some differences for small values that are particularly important when n is much smaller than N . In order to understand these differences, it is useful to consider the term $w_m^* \Delta(\pi^{*N})$ describing the weighted mean shift which accounts for the contribution of the m -th histogram ordinate to the minimax test. This contribution is entirely from the collision statistic X_2 as $\lambda \rightarrow 0$. The situation is illustrated in the right-hand side of Figure 2, which shows, for several values of λ and for each histogram ordinate, the kernel's weights (left), the expected mean shift under the least favorable prior compared to the null (center), and the product of these two describing the contribution of each histogram ordinate (right).

III. EMPIRICAL COMPARISONS

In Figure 3, we consider the case $p = 1$ and compare the asymptotic minimax risk R_ϵ^* obtained from (24) to a Monte-Carlo simulated empirical risk under the prior π^{*N} of (17) and under the null. In each configuration, we evaluate the empirical risk by averaging the Type I error rate over 10,000 independent trials under the null and the Type II error rate over 10,000 independent trials under the alternative. We also consider two tests that are

sub-optimal in the minimax sense: (1) a test that uses collisions via the statistic

$$T_{\text{col}} := \sum_{m=2}^{\infty} X_m, \quad (26)$$

and a test that is based on the chisquared statistic

$$T_{\chi^2} := \sum_{i=1}^N \frac{(O_i - nU_i)^2}{nU_i} = \sum_{m=0}^{\infty} \frac{(m-\lambda)^2}{\lambda} X_m. \quad (27)$$

For both of these tests, we choose the threshold above which we reject in a way that minimizes the *empirical risk* over every pair of trials. Therefore, the reported risk of these tests is overly optimistic compared to the practical situation in which the threshold is selected independently of the data (the reported risk for these tests converges to their expected optimized risk from below as we increase the number of trials in each configuration).

IV. ADDITIONAL DISCUSSION

A. Relation to Multinomial Sampling

The problem of testing the fit of the data to n draws from a uniform multinomial distribution over N elements is obtained from our setting by conditioning on the event $\sum_{i=1}^N O_i = n$ and considering the set of alternatives obtained by the intersection of V_ϵ with the unit sphere in \mathbb{R}^N . Due to this conditioning and the additional restriction on the set of alternatives, R_ϵ^* bounds from above the minimax risk under multinomial sampling. The characterization of the minimax test in this case and the question of whether or not there exists a test under the multinomial setting that asymptotically outperforms the minimax test we derived remain open.

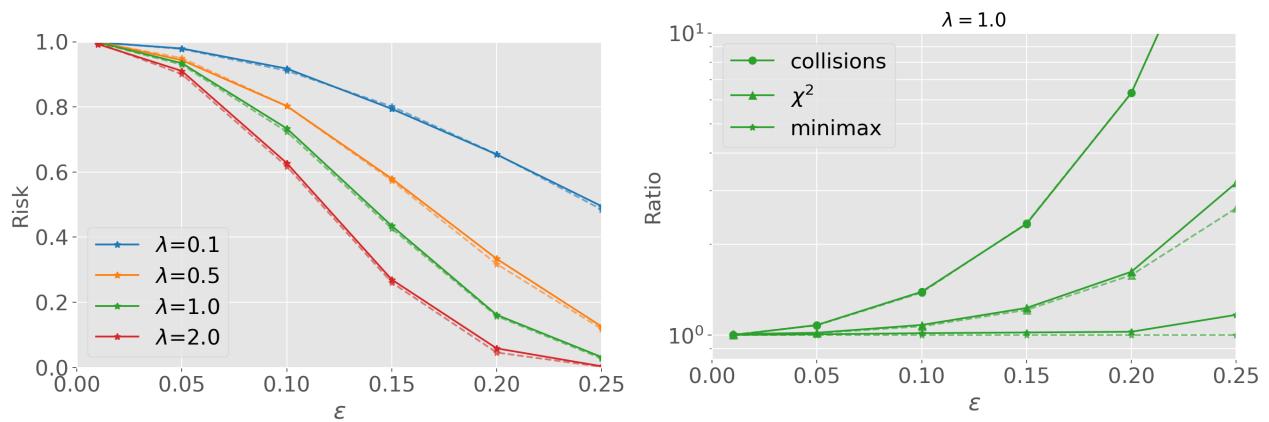


Fig. 3. Empirical risk under the least favorable prior versus ϵ for $p = 1$ and $n = 10,000$. The empirical risk in each configuration is the average error in 10,000 Monte-Carlo trials. In each trial, we used $n = 10,000$ samples from the null and $n = 10,000$ samples from the alternative to evaluate the Type I and Type II errors, respectively. Left: empirical risk of the minimax test (based on the kernel $w(\pi^{*N})$) for several values of $\lambda = n/N$; the asymptotic minimax risk R_ϵ^* is the dashed line. Right: the ratio of the empirical risk to the asymptotic minimax risk R_ϵ^* when $\lambda = 1$ is fixed for the minimax test, a test based on the collision statistic T_{col} of (26), and a test based on the chi-squared statistic T_{χ^2} of (27).

We note that since the support of the least favorable prior π^{*N} of (17) concentrates on the unit sphere, the above-mentioned restriction on the set of alternatives is unlikely to affect the asymptotic minimax risk.

B. Extensions to non-uniform rates and the removal of non-ball shapes

The similarity between our analysis to those of [4], [23] suggests a generalization of our setting to the removal of other geometric shapes like ellipsoids and Besov bodies [24], and to the consideration of possibly inhomogeneous multivariate product Poisson distributions. Such extensions necessarily lead to multi-dimensional versions of the optimization problem studied in the proof of Theorem (2) in which the parameter is a pair of positive sequences (η) and (λ) rather than a pair of positive numbers.

Another important extension is attained by replacing the ℓ_∞ constraint on V_ϵ to ℓ_q for any $q > 0$. For example, the case $q \ll 1$ is related to sparse alternatives as considered in [27] and [26].

C. Information-Theoretic Optimality

Our analysis leaves unresolved the characterization of the minimax risk in the general setting that does not necessarily rely on the counts' histogram. We conjecture that this risk coincides with R_ϵ under the assumptions of Theorem 1. This conjecture is based on the intuition that under these assumptions the departures from the null in individual categories are on the small deviation scale,

hence there seems to be no loss of information by considering X_0, X_1, \dots compared to the counts O_1, \dots, O_N . This situation is in contrast to the larger but very rare departures considered in [26], [31], [32].

REFERENCES

- [1] F. Arute, K. Arya, R. Babbush, D. Bacon, J. C. Bardin, R. Barends, R. Biswas, S. Boixo, F. G. Brandao, D. A. Buell *et al.*, "Quantum supremacy using a programmable superconducting processor," *Nature*, vol. 574, no. 7779, pp. 505–510, 2019.
- [2] X. Mi, M. Ippoliti, C. Quintana, A. Greene, Z. Chen, J. Gross, F. Arute, K. Arya, J. Atalaya, R. Babbush *et al.*, "Time-crystalline eigenstate order on a quantum processor," *Nature*, vol. 601, no. 7894, pp. 531–536, 2022.
- [3] G. Kalai, Y. Rinott, and T. Shoham, "Questions and concerns about google's quantum supremacy claim," *arXiv preprint arXiv:2305.01064*, 2023.
- [4] Y. I. Ingster, "Minimax testing of nonparametric hypotheses on a distribution density in the L_p metrics," *Theory of Probability & Its Applications*, vol. 31, no. 2, pp. 333–337, 1987.
- [5] M. S. Ermakov, "Asymptotically minimax tests for nonparametric hypotheses concerning the distribution density," *Journal of Soviet Mathematics*, vol. 52, no. 2, pp. 2891–2898, 1990.
- [6] O. V. Lepski and V. G. Spokoiny, "Minimax nonparametric hypothesis testing: the case of an inhomogeneous alternative," *Bernoulli*, pp. 333–358, 1999.
- [7] P. Diaconis and F. Mosteller, "Methods for studying coincidences," *Journal of the American Statistical Association*, vol. 84, no. 408, 1989.
- [8] T. Batu, *Testing properties of distributions*. Cornell University, 2001.
- [9] L. Paninski, "A coincidence-based test for uniformity given very sparsely sampled discrete data," *IEEE Transactions on Information Theory*, vol. 54, no. 10, pp. 4750–4755, 2008.

- [10] S. Balakrishnan and L. Wasserman, "Hypothesis testing for high-dimensional multinomials: A selective review," *The Annals of Applied Statistics*, vol. 12, no. 2, pp. 727–749, 2018.
- [11] O. Goldreich, *Introduction to Property Testing*. Cambridge University Press, 2017.
- [12] I. Diakonikolas and D. M. Kane, "A new approach for testing properties of discrete distributions," in *2016 IEEE 57th Annual Symposium on Foundations of Computer Science (FOCS)*. IEEE, 2016, pp. 685–694.
- [13] J. Acharya, Y. Bao, Y. Kang, and Z. Sun, "Improved bounds for minimax risk of estimating missing mass," in *2018 IEEE International Symposium on Information Theory (ISIT)*. IEEE, 2018, pp. 326–330.
- [14] B. Waggoner, "Lp testing and learning of discrete distributions," in *Proceedings of the 2015 Conference on Innovations in Theoretical Computer Science*, 2015, pp. 347–356.
- [15] R. Rubinfeld and R. A. Servedio, "Testing monotone high-dimensional distributions," in *Proceedings of the thirty-seventh annual ACM symposium on Theory of computing*, 2005, pp. 147–156.
- [16] I. Diakonikolas, D. M. Kane, and V. Nikishkin, "Testing identity of structured distributions," in *Proceedings of the twenty-sixth annual ACM-SIAM symposium on Discrete algorithms*. SIAM, 2014, pp. 1841–1854.
- [17] C. L. Canonne, *A Survey on Distribution Testing: Your Data is Big. But is it Blue?*, ser. Graduate Surveys. Theory of Computing Library, 2020, no. 9.
- [18] S.-O. Chan, I. Diakonikolas, P. Valiant, and G. Valiant, "Optimal algorithms for testing closeness of discrete distributions," in *Proceedings of the twenty-fifth annual ACM-SIAM symposium on Discrete algorithms*. SIAM, 2014, pp. 1193–1203.
- [19] S. Gupta and E. Price, "Sharp constants in uniformity testing via the huber statistic," in *Conference on Learning Theory*. PMLR, 2022, pp. 3113–3192.
- [20] M. Nussbaum, "Minimax risk: Pinsker bound," *Encyclopedia of Statistical Sciences*, vol. 3, pp. 451–460, 1999.
- [21] J. Chhor and A. Carpentier, "Sharp local minimax rates for goodness-of-fit testing in multivariate binomial and poisson families and in multinomials," *Mathematical Statistics & Learning*, vol. 5, 2022.
- [22] Y. I. Ingster, "Asymptotically minimax hypothesis testing for nonparametric alternatives. i, ii, iii," *Math. Methods Statist.*, vol. 2, no. 2, pp. 85–114, 1993.
- [23] I. A. Suslina, "Extremum problems in minimax signal detection for q-ellipsoids with an l p-ball removed," *Journal of Mathematical Sciences*, vol. 93, no. 3, pp. 454–469, 1999.
- [24] Y. I. Ingster and I. A. Suslina, "Minimax nonparametric hypothesis testing for ellipsoids and besov bodies," *ESAIM: Probability and Statistics*, vol. 4, pp. 53–135, 2000.
- [25] Y. I. Ingster, "Minimax detection of a signal in Lp metrics," *Journal of Mathematical Sciences*, vol. 68, pp. 503–515, 1994.
- [26] E. Arias-Castro and M. Wang, "The sparse Poisson means model," *Electronic Journal of Statistics*, vol. 9, no. 2, pp. 2170–2201, 2015.
- [27] B. B. Bhattacharya and R. Mukherjee, "Sparse uniformity testing," *arXiv preprint arXiv:2109.10481*, 2021.
- [28] J. Acharya, A. Orlitsky, and S. Pan, "The maximum likelihood probability of unique-singleton, ternary, and length-7 patterns," in *2009 IEEE International Symposium on Information Theory*. IEEE, 2009, pp. 1135–1139.
- [29] G. Valiant and P. Valiant, "Estimating the unseen: improved estimators for entropy and other properties," *Journal of the ACM (JACM)*, vol. 64, no. 6, pp. 1–41, 2017.
- [30] T. Hastie, R. Tibshirani, and J. Friedman, "An introduction to statistical learning," 2009.
- [31] D. L. Donoho and A. Kipnis, "Higher criticism to compare two large frequency tables, with sensitivity to possible rare and weak differences," *The Annals of Statistics*, vol. 50, no. 3, pp. 1447–1472, 2022.
- [32] A. Kipnis, "Unification of rare/weak detection models using moderate deviations analysis and log-chisquared p-values," *Statistica Scinica*, 2023, to appear.

APPENDIX

This section contains the proofs of Theorem 1 and 2.

A. Proof of Theorem 1

We only provide a sketch of the proof and defer the full proof to a longer version of this paper.

The tests $\psi(\alpha, \pi^N)$ and $\psi^*(\pi^N)$ and their asymptotic risks correspond to standard linear discriminant analysis and testing in the Gaussian model involving a process $\tilde{X} = (\tilde{X}_0, \tilde{X}_1, \dots)$ whose covariance function is

$$\text{Cov}[\tilde{X}_m, \tilde{X}_k] = \Sigma_{m,k}$$

and its mean function obeys

$$\begin{aligned} \tilde{H}_0 : \mathbb{E}[X_m] &= \mu_m^0, & m = 0, 1, \dots, \\ \tilde{H}_1 : \mathbb{E}[X_m] &= \mu_m^0 + \Delta_m(\pi^N), & m = 0, 1, \dots \end{aligned} \quad (28)$$

We want to show that the hypothesis testing problem (28) is a limiting form of the hypothesis testing problem involving the histogram ordinates $X = (X_0, X_1, \dots)$, at least when we consider test statistics of the form $T(w)$ of (3) with w given by (13). The asymptotic normality of $T(w)$ under H_0 is already discussed in Section II-B. It follows from (12) that the mean shift under π^N is $\Delta(\pi^N)$. It is left to show that the variance under π^N is asymptotically unchanged when π^N satisfies the conditions in the theorem. This will follow from the following lemma.

Lemma 2.1. *Let π^N be the product of N measures π_1, \dots, π_N on the real line with*

$$\int_{\mathbb{R}} h_{m,\lambda}(nt) \pi_i(dt) = O(\xi). \quad (29)$$

for all $m = 0, 1, \dots$, $\lambda > 0$. Assume that $\lambda \leq M$. Let

$$\sigma_0^2 = w^\top \Sigma w \quad \text{and} \quad \sigma_1^2 = \text{Var} [T(w(\pi^N))].$$

Then, as $N \rightarrow \infty$ while $\xi \rightarrow 0$ and $\lambda = O(1)$,

$$\sigma_1^2 - \sigma_0^2 = O(\xi) \quad (30)$$

The proof of the lemma is in Section C. This lemma applies in our case because (14) implies (29).

B. Proof of Theorem 2

The proof uses similar ideas as the proofs of the main results in [23] and [25].

If $t \in \mathbb{R}$, we have that $h_{m,\lambda}(nt) = tN(m - \lambda) + o(Nt)$. Therefore, for $t - 1/N \in [-\xi/N, \xi/N]$,

$$h_{m,\lambda}(n(t - U_i)) = O(\xi) \quad \text{as} \quad \xi \rightarrow 0. \quad (31)$$

For $\pi^N \in \Pi_\epsilon$, we have that $\pi_i([U_i - \xi/N, U_i + \xi/N]) = 1$ hence (14) holds for such priors. Theorem 1 says that the asymptotic power of the Bayes optimal test for $\pi^N \in \Pi_\epsilon$ asymptotes to $2\bar{\Phi}(\|\pi^N\|/2)$. We are therefore interested in the minimum of $\|\pi^N\|$ over Π_ϵ .

Henceforth, in order to simplify notation, we implicitly assume that the i -th coordinate of all priors π^N is shifted by U_i , so that we can write

$$\Delta_m(\pi^N) = \mu_m^1(\pi^N) - \mu_m^0 = \sum_{i=1}^N \int_{\mathbb{R}} h_{m,\lambda}(nt) \pi_i(dt).$$

We are interested in minimizing the last expression over measures $\pi^N \in \Pi_\epsilon$.

We first reduce attention to the subset of measures $\bar{\Pi}_\epsilon \subset \Pi_\epsilon$ in which each coordinate is symmetric around 0 (in the pre-shifted version, symmetric around U_i). Define

$$g_{m,\lambda}(x) := \frac{h_{m,\lambda}(x) + h_{m,\lambda}(-x)}{2}.$$

For a one-dimensional measure π on \mathbb{R} , denote

$$\bar{\pi}(dt) = \frac{\pi(dt) + \pi(-dt)}{2}.$$

Notice that if $\pi^N \in \Pi_\epsilon$, then $\bar{\pi}^N \in \Pi_\epsilon$ and that

$$\|\pi^N\|^2 \geq \|\bar{\pi}^N\|^2 \quad (32)$$

by convexity of the function $w \rightarrow w^\top \Sigma w$ since Σ is positive semi-definite. Also note that $h_{m,\lambda}(0) = 0$. Consequently, because $\bar{\Pi}_\epsilon \subset \Pi_\epsilon$, it is enough to consider the minimum of $\|\pi^N\|$ over π^N with support in $[0, \xi/N]$ such that

$$2 \int_{\mathbb{R}_+} |t|^p \pi_i(dt) \leq \epsilon^p.$$

We denote the set of priors defined this way by Π_ϵ^+ ; it is naturally identified with the set $\bar{\Pi}_\epsilon$. For $\bar{\pi} \in \Pi_\epsilon^+$, we have

$$\Delta(\bar{\pi}^N) = P_\lambda(m) \sum_{i=1}^N \int_{\mathbb{R}_+} g_{m,\lambda}(nt) \pi_i(dt).$$

The proof of the following Lemma is in Section D.

Lemma 2.2. *The formal sum*

$$f(t, s) := f(t, s; n, N) = \sum_{m,k} \Sigma_{m,k}^\dagger P_\lambda(m) P_\lambda(k) g_{m,\lambda}(nt) g_{k,\lambda}(ns)$$

defines a bivariate function over $[0, \xi/N] \times [0, \xi/N]$. Furthermore, there exists $\xi > 0$ such that, for all N and n large enough with $n/N \leq M$ for some fixed M , the function $f(t, s)$ is convex in t and in s (but not necessarily convex in (t, s)).

One conclusion from Lemma 2.2 is that $f(t, s)$ is integrable in either argument with respect to any bounded one-dimensional prior over $[0, \xi/N]$. For such priors π_1 and π_2 , we set

$$u^2(\pi_1, \pi_2) := \int_{\mathbb{R}_+} \int_{\mathbb{R}_+} f(t, s) \pi_1(dt) \pi_2(ds).$$

For $\pi^N \in \Pi_\epsilon^+$, we have

$$\begin{aligned} \|\pi^N\|^2 &= \Delta^\top(\pi^N) \Sigma^\dagger \Delta(\pi^N) \\ &= \sum_{m,k} \Sigma_{m,k}^\dagger \left(P_\lambda(m) \sum_{i=1}^N \int_{\mathbb{R}_+} g_{m,\lambda}(nt) \pi_i(nt) \right) \left(P_\lambda(k) \sum_{i=1}^N \int_{\mathbb{R}_+} g_{k,\lambda}(nt) \pi_i(nt) \right) \\ &= \sum_{m,k} \Sigma_{m,k}^\dagger P_\lambda(m) P_\lambda(k) \sum_{i,j=1}^N \int_{\mathbb{R}_+} \int_{\mathbb{R}_+} g_{m,\lambda}(nt) g_{k,\lambda}(ns) \pi_i(dt) \pi_j(ds) = \sum_{i,j=1}^N u^2(\pi_i, \pi_j) \end{aligned} \quad (33)$$

Consider the set of sequences

$$L_\epsilon := \{(a) \in \mathbb{R}^N : \sum_{i=1}^N a_i^p \geq \epsilon^p, \quad 0 \leq a_i\},$$

and the set of one-dimensional positive priors

$$\Pi_a^+ = \{\pi : \int_{\mathbb{R}_+} t^p \pi(dt) = a^p, \quad \pi([0, \xi/N]) = 1\}.$$

Then, using (33),

$$\begin{aligned} \inf_{\pi^N \in \bar{\Pi}_\epsilon} \|\pi^N\|^2 &= \inf_{(a) \in L_\epsilon} \sum_{i,j=1}^N \inf_{\substack{\pi_i \in \Pi_{a_i}^+ \\ \pi_j \in \Pi_{a_j}^+}} u^2(\pi_i, \pi_j) \\ &=: \inf_{(a) \in L_\epsilon} \sum_{i,j=1}^N u^2(a_i, a_j), \end{aligned} \quad (34)$$

where in (34) we denoted

$$u^2(a, b) := \inf_{\substack{\pi_1 \in \Pi_a^+ \\ \pi_2 \in \Pi_b^+}} u^2(\pi_1, \pi_2). \quad (35)$$

The following lemma addresses the bivariate minimization inside the sum in (34).

Lemma 2.3. *Fix $a_1, a_2 > 0$. There exist $(\eta_1, \mu_1) \in \mathbb{R}_+ \times \mathbb{R}_+$ and $(\eta_2, \mu_2) \in \mathbb{R}_+ \times \mathbb{R}_+$ such that*

$$u^2(a_1, a_2) = u^2(\pi_1, \pi_2),$$

for

$$\pi_1 = (1 - \eta_1)\delta_0 + \eta_1\delta_{\mu_1} \in \Pi_{a_1}^+,$$

and

$$\pi_2 = (1 - \eta_2)\delta_0 + \eta_2\delta_{\mu_2} \in \Pi_{a_2}^+.$$

Namely, the minimum in (35) is attained by non-negative two-point priors. Each such prior is later identified with a symmetric three-point prior. The proof of Lemma 2.3 is in Section E.

For the outer minimization in (34), we use:

Lemma 2.4. *Fix $a_1, a_2 > 0$. Then*

$$u^2(a_1, a_2) \geq u^2\left(\frac{a_1 + a_2}{2}, \frac{a_1 + a_2}{2}\right).$$

The proof of Lemma 2.4 is in Section F.

It follows from Lemma 2.4 that the outer minimization in (34) is attained at sequences (a) with $a_1 = \dots = a_N$. Since $u^2(a_1, a_1)$ is increasing in $a_1 > 0$, for such a minimal-attaining sequence the constraint on (a) is attained with equality and we obtain $\epsilon^p = Na_1^p$. Set $b = \epsilon N^{-1/p}$. Parametrize the set $\bar{\Pi}_b^3$ of one-dimensional symmetric three-point priors by (η, μ) , so that for $\pi \in \bar{\Pi}_b^3$ we have

$$\begin{aligned} u^2(\pi, \pi) &= \eta^2 \sum_{m,k} \Sigma_{m,k}^\dagger P_\lambda(m) P_\lambda(k) g_{m,\lambda}(n\mu) g_{k,\lambda}(n\mu) \\ &= \eta^2 v^\top(\mu) \Sigma^\dagger v(\mu), \end{aligned}$$

with $v_m(\mu) = P_\lambda(m) g_{m,\lambda}(n\mu)$.

The right-hand side of (34) now gives

$$\inf_{\pi^N \in \bar{\Pi}_\epsilon} \|\pi^N\|^2 = \sum_{i,j=1}^N \inf_{\substack{\pi_i \in \bar{\Pi}_b \\ \pi_j \in \bar{\Pi}_b}} u^2(\pi_i, \pi_j) \quad (36)$$

$$= \sum_{i,j=1}^N \inf_{\pi \in \bar{\Pi}_b^3} u^2(\pi, \pi) \quad (37)$$

$$= \inf_{\eta, \mu} \eta^2 v^\top(\mu) \Sigma^\dagger v(\mu), \quad (38)$$

where (36) is a consequence of Lemma 2.4 and (37) follows from Lemma 2.3. Equation (38) describes a one-dimensional problem that is equivalent to

$$\begin{aligned} & \text{minimize: } \eta^2 v^\top(\mu) \Sigma^\dagger v(\mu) \\ & \text{subject to: } \eta N \mu^p \geq \epsilon^p, \quad 0 < \eta \leq 1, \quad 0 < \mu \leq \xi/N. \end{aligned} \quad (39)$$

The solution to (39) and its uniqueness follow by using the method of Lagrange multipliers and convexity of $f(t, t)$, and is given by $\eta^* = 1$ and $\mu^* = \epsilon/N^{1/p}$ when $p \leq 2$. This solution implies that the i -th coordinate of π^{*N} is given by (17). \square

This section contains the proofs of Lemmas 2.1, 2.2, 2.3, and 2.4.

C. Proof of Lemma 2.1

We have that $X_m = \sum_{i=1}^N \mathbf{1}_{O_i=m}$. Given $Q = (Q_1, \dots, Q_N)$, $O_i \sim \text{Pois}(nQ_i)$ and the $\{O_i\}$ s are independent, hence the mean of X_m is given by

$$\mathbb{E}[X_m] = \sum_{i=1}^n P_{nQ_i}(m)$$

and the covariance of X_m and X_k is given by

$$(\Sigma^1)_{m,k} = \text{Cov}[X_m, X_k] = \begin{cases} \sum_{i=1}^N P_{nQ_i}(m)(1 - P_{nQ_i}(m)) & m = k, \\ -\sum_{i=1}^N P_{nQ_i}(m)P_{nQ_i}(k) & m \neq k. \end{cases}$$

Note that with $P^1 := (P_{nQ_i}(0), P_{nQ_i}(1), \dots)$, we have the infinite matrix representation

$$\Sigma^1 = \sum_{i=1}^N \left[\text{diag}(P^1) - P^1(P^1)^\top \right].$$

Set $w = w(\pi^N)$ and $T := T(w) = \langle w, X \rangle$. Consider the variance decomposition

$$\begin{aligned} \sigma_1^2 &:= \text{Var}[T] = \text{Var}[\mathbb{E}[T|Q]] + \mathbb{E}[\text{Var}[T|Q]] \\ &= \sum_{i=1}^N \text{Var} \left[\sum_m w_m P_{nQ_i}(m) \right] + \mathbb{E}[\langle w, \Sigma^1 w \rangle] \\ &= \sum_{i=1}^N \left[\sum_m w_m^2 \text{Var}[P_{nQ_i}(m)] + \sum_m w_m^2 \mathbb{E}[P_{nQ_i}(m)] - \mathbb{E} \left[\left(\sum_m w_m P_{nQ_i}(m) \right)^2 \right] \right] \end{aligned}$$

(the expectation and variance are with respect to the measure $Q \sim \pi^N$.) Notice that, for $t, s \geq 0$,

$$P_{t+s}(m) = P_s(m) (1 + h_{m,\lambda}(t)).$$

We have

$$\begin{aligned} \text{Var}[P_{nQ_i}(m)] &= \int_{\mathbb{R}} P_{nt}^2(m) \pi_i(dt) - \left(\int_{\mathbb{R}} P_{nt}(m) \pi_i(dt) \right)^2 \\ &= P_\lambda^2(m) \int_{\mathbb{R}} (h_{m,\lambda}(n(t - U_i)) + 1)^2 \pi_i(dt) \\ &\quad - P_\lambda^2(m) \left(1 + \int_{\mathbb{R}} h_{m,\lambda}(n(t - U_i)) \pi_i(dt) \right)^2 \\ &= P_\lambda^2(m) \left[\int_{\mathbb{R}} h_{m,\lambda}^2(n(t - U_i)) \pi_i(dt) - \left(\int_{\mathbb{R}} h_{m,\lambda}(n(t - U_i)) \pi_i(dt) \right)^2 \right]. \end{aligned}$$

Also,

$$\begin{aligned}\mathbb{E} [P_{nQ_i}(m)] &= \int_{\mathbb{R}} P_{nt}(m)\pi_i(dt) \\ &= P_\lambda(m)\left(1 + \int_{\mathbb{R}} h_{m,\lambda}(n(t - U_i))\pi_i(dt)\right),\end{aligned}$$

and

$$\begin{aligned}\mathbb{E} [P_{nQ_i}(m)P_{nQ_i}(k)] &= P_\lambda(m)P_\lambda(k) \left[1 + \int_{\mathbb{R}} h_{m,\lambda}(n(t - U_i))\pi_i(dt) + \right. \\ &\quad \left. \int_{\mathbb{R}} h_{k,\lambda}(n(t - U_i))\pi_i(dt) + \int_{\mathbb{R}} \int_{\mathbb{R}} h_{m,\lambda}(n(t - U_i))\pi_i(dt)h_{k,\lambda}(n(s - U_i))\pi_i(ds)\right].\end{aligned}$$

Recall that expressions of the form

$$\int_{\mathbb{R}} h_{m,\lambda}(n(t - U_i))\pi_i(dt)$$

are $O(\xi)$ as $\xi \rightarrow 0$ by assumption. Also, note that

$$w^\top \Sigma w = \sum_{i=1}^N \left[\sum_m w_m^2 P_\lambda(m) - \left(\sum_m w_m P_\lambda(m) \right)^2 \right].$$

Putting it all together in (??), we get

$$\sigma_1^2 - w^\top \Sigma w = 1 + O(\xi).$$

□

D. Proof of Lemma 2.2

Set

$$v(t) := (P_\lambda(0)g_{0,\lambda}(t), P_\lambda(1)g_{1,\lambda}(t), \dots).$$

We have

$$f(t, s) = v^\top(t)\Sigma^\dagger v(s).$$

For a fixed t , the m -th coordinate of $\Sigma^\dagger v(t)$ is given by

$$\left(\Sigma^\dagger v(t)\right)_m = \frac{1}{N} \left(\left[\text{diag} \frac{1}{P^1} - \mathbf{1}\mathbf{1}^\top \right] v(t) \right)_m \quad (40)$$

$$= \frac{1}{N} \left(g_{m,\lambda}(t) - \sum_k P_\lambda(k)g_{k,\lambda}(t) \right) = \frac{g_{m,\lambda}(t)}{N}, \quad (41)$$

the last transition is due to the identity

$$\sum_{k=0}^{\infty} P_\lambda(k)g_{k,\lambda}(t) = 0, \quad \forall t \in \mathbb{R}.$$

This implies

$$f(t, s) = \frac{1}{N} \sum_m P_\lambda(m)g_{m,\lambda}(t)g_{m,\lambda}(s). \quad (42)$$

The function $g_{m,\lambda}(t)$ is symmetric around $t = 0$ and its derivative is zero there. Furthermore, we have the expansion

$$g_{m,\lambda}(x) = -1 + \sum_{k=0}^m \binom{m}{k} \left(\frac{x}{\lambda}\right)^k \begin{cases} \cosh(x), & k = 0, 2, \dots \\ \sinh(x), & k = 1, 3, \dots \end{cases}$$

This implies

$$g_{m,\lambda}(nt) = \frac{(Nt)^2}{2} (\lambda^2 - 2\lambda \cdot m + m(m-1)) + o(Nt)^2 \text{Poly}(m).$$

where $\text{Poly}(m)$ denotes an expression polynomial in m that is independent of λ and t (and n and N). It follows from (42) that for all $(t, s) \in [-\xi/N, \xi/N]^2$,

$$\begin{aligned} N \cdot f(t, s) &= \sum_{m \geq 0} P_\lambda(m) g_{m,\lambda}(t) g_{m,\lambda}(s) \\ &= \frac{N^4}{4} \sum_{m \geq 0} P_\lambda(m) (m(m-1) - 2\lambda m + \lambda^2)^2 t^2 s^2 \end{aligned} \quad (43)$$

$$+ \sum_{m \geq 0} P_\lambda(m) o(\xi^2 \text{Poly}(m)). \quad (44)$$

Expressions of the form

$$\sum_{m \geq 0} P_\lambda(m) \text{Poly}(m)$$

are well-defined and bounded functions of $\lambda > 0$ since all moments of the Poisson distribution exist. The function defined by the term in (43) is strictly convex in t for any fixed $s \neq 0$ and the term (44) goes to zero uniformly in n and N as $\xi \rightarrow 0$. Evidently, a function that is the sum of a strictly convex function around $t = 0$ and a term converging to zero as $\xi \rightarrow 0$ is convex for all $\xi \geq \xi_0$ for some ξ_0 . \square

E. Proof of Lemma 2.3

The proof is similar to the proof of [25, Lemma 2] and [23, Lemma 1]. Define the measure $r(dt) = \pi(dt) - \pi(\{0\})\delta_0$ and the measure $q_i(dt)$ by $\partial q_i(dt)/\partial r(dt) = a_i^{-p} t^p$. We have

$$q(\mathbb{R}_+) = q([0, 1/N]) = 1 \quad \text{and} \quad \int t^{-p} q_i(dt) \leq a_i^{-p}.$$

We can write the minimization (35) as

$$\inf_{q_1, q_2} \left\{ \int_{\mathbb{R}_+} \int_{\mathbb{R}_+} f(t, s) q_1(dt) q_2(ds), q_i([0, 1/N]) = 1, \int_{\mathbb{R}_+} t^{-p} q_i(dt) \leq a_i^{-p}, i = 1, 2 \right\} \quad (45)$$

It follows from Lemma 2.2 that $f(t, s)$ is convex in both arguments, hence Jensen's inequality implies

$$\int_{\mathbb{R}_+} \int_{\mathbb{R}_+} f(t, s) q_1(dt) q_2(ds) \geq f\left(\int_{\mathbb{R}_+} t q_1(dt), \int_{\mathbb{R}_+} s q_2(ds)\right).$$

Likewise, convexity of t^{-p} implies

$$\left(\int_{\mathbb{R}} t q_i(dt)\right)^{-p} \leq \int_{\mathbb{R}} t^{-p} q_i(dt) \leq a_i^{-p}.$$

The last two inequalities prove that the minimum in (45) is attained when $q_i = \delta_{a_i}$, $i = 1, 2$, hence the minimum in (35) is attained by $\pi_i = (1 - \eta_i)\delta_0 + \eta_i\delta_{a_i}$ for $\eta_i \geq 0$. \square

F. Proof of Lemma 2.4

Let θ be a random variable taking the values $\{0, 1\}$ with equal probability. Notice that the function $v(a_1, a_2) := u^2(a_1, a_2)$ is convex in each argument and $v(a_1, a_2) = v(a_2, a_1)$. Thus, by Jensen's inequality,

$$\begin{aligned} v(a_1, a_2) &= \mathbb{E}[v(\theta a_1 + (1 - \theta)a_2, (1 - \theta)a_1 + \theta a_2)] \\ &\geq v(\mathbb{E}[\theta a_1 + (1 - \theta)a_2], \mathbb{E}[(1 - \theta)a_1 + \theta a_2]) \\ &= v((a_1 + a_2)/2, (a_1 + a_2)/2). \end{aligned}$$

\square

G. Approximating the function $g_{m,\lambda}(\lambda t)$

The approximation (22) follows from:

$$\begin{aligned} 2(1 + g_{m,\lambda}(t\lambda)) &= e^{-\lambda t}(1+t)^m + e^{\lambda t}(1-t)^m \\ &= (1 - \lambda t + \lambda^2 t^2/2 + o(t)) (1 + mt + m(m-1)t^2/2 + o(t^2)) \\ &\quad + (1 + \lambda t + \lambda^2 t^2/2 + o(t)) (1 - mt + m(m-1)t^2/2 + o(t^2)) \\ &= 2 + t^2 (m(m-1) - 2\lambda m + \lambda^2) + o(t^2). \end{aligned}$$

ACKNOWLEDGMENTS

This work is funded in parts by BSF grand number 2022124. The author would like to thank David Donoho for discussions regarding the minimax analysis, Reut Levi for comments and suggestions concerning an earlier version of this manuscript, and Gil Kalai for discussions about interesting applications of uniformity testing.