
LARGE LANGUAGE MODELS, SCIENTIFIC KNOWLEDGE AND FACTUALITY: A SYSTEMATIC ANALYSIS IN ANTIBIOTIC DISCOVERY

Magdalena Wysocka^{*1,2}, Oskar Wysocki^{1,3}, Maxime Delmas³, Vincent Mutel⁴, and André Freitas^{1,2,3}

¹digital Experimental Cancer Medicine Team, Cancer Biomarker Centre, CRUK Manchester Institute

²Department of Computer Science, University of Manchester

³Idiap Research Institute, Martigny, Switzerland

⁴Inflamalps SA, Monthey, Switzerland

ABSTRACT

Inferring over and extracting information from Large Language Models (LLMs) trained on a large corpus of scientific literature can potentially drive a new era in biomedical research, reducing the barriers for accessing existing medical evidence. This work examines the potential of LLMs for dialoguing with biomedical background knowledge, using the context of antibiotic discovery. The systematic analysis is applied to ten state-of-the-art models, from models specialised on biomedical scientific corpora to general models such as ChatGPT, GPT-4 and Llama 2 in two prompting-based tasks: chemical compound definition generation and chemical compound-fungus relation determination. The work provides a systematic assessment on the ability of LLMs to encode and express these relations, verifying for fluency, prompt-alignment, semantic coherence, factual knowledge and specificity of generated responses. Results show that while recent models have improved in fluency, factual accuracy is still low and models are biased towards over-represented entities. The ability of LLMs to serve as biomedical knowledge bases is questioned, and the need for additional systematic evaluation frameworks is highlighted. The best performing GPT-4 produced a factual definition for 70% of chemical compounds and 43.6% factual relations to fungi, whereas the best open source model BioGPT-large 30% of the compounds and 30% of the relations for the best-performing prompt. The results show that while LLMs are currently not fit for purpose to be used as biomedical factual knowledge bases, there is a promising emerging property in the direction of factuality as the models become domain specialised, scale-up in size and level of human feedback.

1 Introduction

Recently, artificial intelligence (AI) algorithms have significantly facilitated the acceleration of antibiotic discovery through high-throughput drug screening, with a particular emphasis on the identification of novel antibiotic compounds [1]. Deep learning (DL) methods have proven effective in isolating small molecule antibiotics exhibiting potent activity against a diverse array of bacterial pathogens [2]. This advancement in machine learning (ML) for drug discovery has been bolstered by the widespread accessibility of datasets emerging from empirical analyses. Notably, the discovery of novel compounds primarily relies on protein structure prediction and modeling of antibiotic targets. Moreover, since the knowledge related to antibiotic discovery is communicated as text in the scientific literature, patents and clinical trials, this creates an opportunity for Large Language Models (LLMs), especially Generative Pre-trained Transformers (GPTs), to serve as proxy for background scientific knowledge, reducing the barriers for integrating and mapping the landscape of available evidence. Eliciting information from LLMs trained on large corpora of scientific, biomedical literature could potentially support the antibiotic discovery process.

*Corresponding author: magdalena.wysocka@manchester.ac.uk

Large Language Models have evolved in the past two years significantly influencing natural language processing (NLP) with a variable level of adoption in different specific domains [3, 4]. GPT-1 (Generative Pre-trained Transformer) [5], the first LLM trained using self-supervised pre-training, predicts the next word in a sequence given the previous words, performing this task unidirectionally from left to right. This enables GPT-1 to learn the dependency relations between words and generate relevant and contextual content. GPT-2 [6] was trained with a larger architecture on a larger and more diverse corpus than GPT-1, with 1.5 billion parameters, thus demonstrating better generalisation properties.

GPT-3 [7] with 175 billion parameters represents a phase transition in the evolutionary arch of language models, where the in-context learning properties were noticeably present. Subsequently, InstructGPT [8] extended this foundation, using reinforcement learning from human feedback (RLHF) as a training strategy, leveraging on the ability of the pre-training model to re-align at instruction/intensional level. ChatGPT [9] follows the same architectural principles of InstructGPT, using GPT-3.5 (both larger corpora, and human-feedback prompting datasets). Despite having significantly less domain-specific biomedical text, it can still deliver the ability to encode and articulate more specialised discourse, for example, achieving a score equivalent to a third-year medical student [10].

Despite their comprehensive linguistic interpretation properties, LLMs have inherent operational properties, most notably hallucinations [11, 12], i.e. divergence from factual knowledge and spurious inference, despite its fluency and syntactic correctness [13, 14]. The recently released GPT-4 is not free from this limitation [15]. Hallucinations tend to surface prominently in domain-specific discourse, particularly in biomedical sciences. This elicits the need to establish the ability of these models to encode and preserve factual knowledge as well as establishing methodologies for the critical evaluation of its representation properties [16, 17, 18].

In a range of benchmarks assessing helpfulness and safety, the one of the latest open-source LLMs, Llama 2, typically outperforms current open-source alternatives. Llama 2 was pretrained on publicly available online data sources (on 2 trillion tokens) and its fine-tuned models have been trained on over 1 million human annotations. As the Llama2's authors [19] emphasized, testing conducted to date has been in English and has not — and could not — cover all scenarios. None of the scenarios tested so far included the use of the model for the purpose discussed in this study. We evaluated variants of this model with 7B, 13B, and 70B parameters.

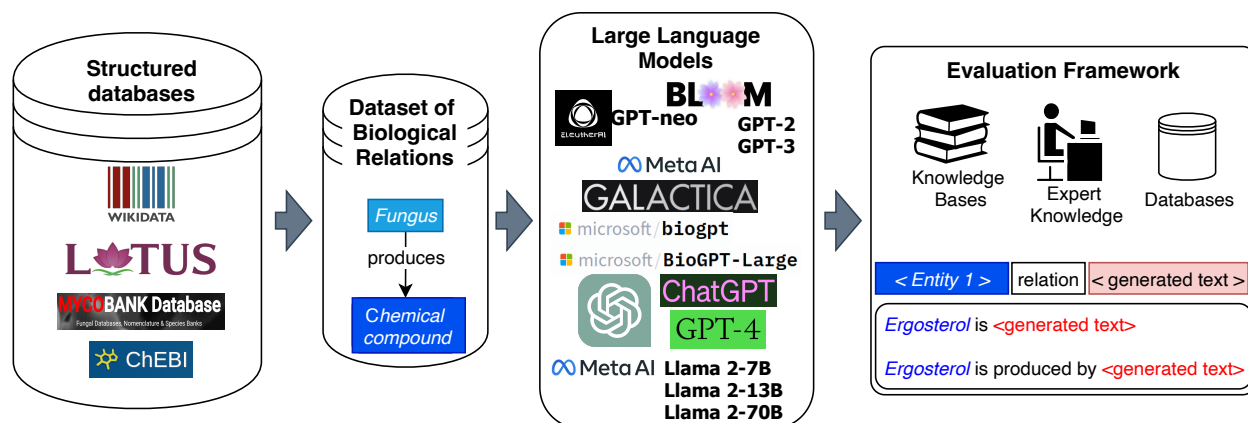


Figure 1: The overview of the study. Investigation of the ability of LLMs to encode and access biological factual/relational knowledge. More specifically, a highly relevant domain of application was selected, which is motivated by antibiotic discovery.

In this work we systematically assess the biological relational knowledge encoded in state-of-the-art LLMs, namely: GPT-2, GPT-3, GPT-neo, Bloom, BioGPT, BioGPT-Large, Galactica, ChatGPT, GPT-4 and variants of Llama 2 with 7B, 13B, and 70B parameters. We focus on systematically determining the ability of LLMs to capture fundamental entities (fungi, chemicals and antibiotic properties), their relations and supporting facts, which are fundamental for delivering inference in the context of downstream biomedical inference (Figure 1). For instance, we aim to answer the question on whether LLMs can faithfully capture biological domain-specific factual knowledge such as:

- “*Aspergillus fumigatus produces festuclavine*”
- “*Cycloclavine is biosynthesised by Aspergillus japonicus*”
- “*Enfumafungin demonstrates antibiotic activity against several bacterial, yeast and fungal species*”
- “*Enfumafungin and ergokonin A are isolated from Hormonema and Trichoderma species and demonstrate antibiotic activity against several bacterial, yeast and fungal species*”

This overarching question is translated into the following specific research questions (RQs):

- RQ1 Do large language models encode biomedical domain knowledge at entity level (e.g. fungi, chemical, antibiotic properties) and at a relational level?
- RQ2 Are there significant differences between different models in their ability of encoding domain knowledge?
- RQ3 Which model performs better in faithfully encoding biological relations?
- RQ4 How do we evaluate the limitations of LLMs in factual knowledge extraction?

This work targets the following contributions:

- Introduction of a comprehensive framework tailored to systematically assess LLMs capacity to encapsulate domain-specific factual knowledge, focusing on target entities and their interrelations within the biomedical sphere. This framework is a direct response to the labor-intensive nature of text generation evaluation and aims at reducing this burden
- We provide a qualitative evaluation and comparison of the state-of-the-art LLMs in the context of biomedical inference and factual knowledge extraction. We broaden the scope of existing research from other fields, catering to the often-expressed demand for more comprehensive evaluations of LLMs across diverse disciplines.
- We explore the extent to which these models rely on memorization versus genuine comprehension of the intricate symbolic relationships between biomedical terms
- Finally, we present a compelling case and substantial proof supporting the necessity for evaluation frameworks. These frameworks are crucial for identifying the limitations of LLMs and ensuring the effective evaluation of the text they generate.

This study is organized as follows: first, we define our contribution and link it with the existing frameworks and other investigations within the biomedical domain. Then, in the Methodology section, we present a framework for the qualitative evaluation of the biomedical knowledge embedded in LLMs, followed by a detailed description of the methods. In the Results section we apply the proposed framework to ten LLMs and evaluate them for ten chemical compounds with a detailed description of the generated responses. We then discuss our findings in the broader context of reported LLMs' limitations. We review related work in the field of LLMs and their knowledge representation properties. Finally, we conclude the paper with a summary of the contributions and with future perspectives on the role of LLMs in biomedical inference.

The workflow of the analysis is depicted in Figure 2, and the proposed evaluation framework in Figure 3.

2 Motivational scenario

Antimicrobial resistance in clinically relevant bacteria compromises the effectiveness of existing antibiotics and call for the discovery of new antibiotic substances. Antibiotic development is a slow, costly and failure-prone process that can take over a decade and costs can reach the scale of hundreds of millions of dollars [20]. In a study of nearly 186,000 clinical trials spanning over 21,000 compounds, the probability of success of new drugs treating infectious diseases was found to be 25.2% [21]. However since 2017, only eight new antibiotics have been approved, including one for the treatment of multidrug-resistant tuberculosis (2017-2021) [22]. Furthermore, antibiotics in clinical trials are generally analogues of existing drugs for which antimicrobial resistance mechanisms have already emerged [23], further highlighting the need for new approaches to antibiotic discovery.

Some organisms, such as fungi or bacteria, naturally produce a variety of secondary metabolites (also called natural products) associated with many biological activities. Penicillin, a beta-lactam antibiotic, is a historical example of fungal metabolites with therapeutic properties. In order to effectively exploit the pool of potential sources of antibiotics, avoiding dead ends and rediscovery, it is essential to identify the secondary metabolites known to be produced by these organisms and which substances have already shown antibiotic activity. This knowledge is mainly communicated in the scientific literature, the size and complexity of which makes it difficult to explore it systematically and at scale.

3 Methodology

In this section we describe the workflow of our analysis (depicted in Figure 2), which consists of the following steps:

- extraction and curation of a dataset with biological relations

- definition of text generation tasks for LLMs
- selection of the target LLMs to be included in the evaluation
- development of an evaluation framework for the efficient qualitative analysis of generated output, including prompt definition, prompt engineering and evaluation metrics

The above steps allowed us to provide the first comparative analysis of LLMs in the context of tasks related to fungi and antibiotics and is transportable to other biological and biomedical relations. The code and dataset used in the study are available at [github](#)².

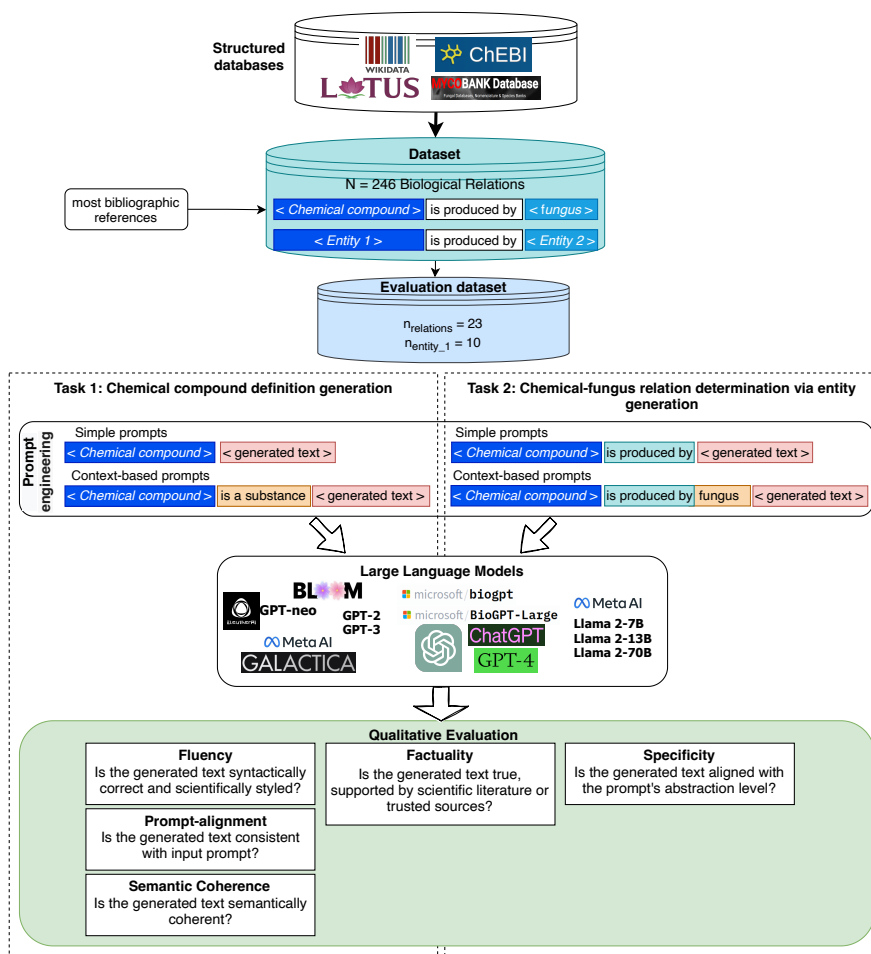


Figure 2: The workflow of the performed analysis. $n_{relations} = 23$ selected chemical compound-fungus pairs; $n_{entity1} = 10$ unique chemical compounds included in those pairs; In prompt engineering: blue - *entity 1*, orange - added context. Qualitative evaluation performed according to the framework depicted in Fig.3.

3.1 Dataset

The investigation of the biological knowledge stored in LLMs requires a collection of biological relations that are elicited and referred in the scientific literature. Scientific publications are part of the training corpus for most LLMs, thus higher prevalence in literature should lead to better performance in factual knowledge extraction. In our study we created a dataset of biological relations accounting for the amount of supporting evidence (number of associated papers).

Chemical compound-fungus pairs were extracted from the Wikidata Knowledge Graph using the predicate *found in taxon* (p:P703), along with the number of bibliographic references supporting each relationship (via API).

²https://github.com/digital-ECMT/LLM_factuality_evaluation_framework.git

Table 1: Summary of the evaluated Large Language Models ordered by the release date.

Model	Lab	Training Corpus	Vocabulary size	Model size (parameters) used/available	Date of the model release*	Reference
GPT-2	OpenAI	WebText: 40 GB of text, 8M documents, from 45M webpages upvoted on Reddit (all Wikipedia pages removed)	50,257	124M/1.5B	Feb 2019	[6]
GPT-3	OpenAI	570 GB plaintext, 0.4 trillion tokens. (410B CommonCrawl, 19B WebText2, 3B English Wikipedia, and two books corpora (12B Books1 and 55B Books2))		175B	June 2020	[7]
GPT-neo	EleutherAI	The Pile - a large scale curated dataset created by EleutherAI	50,257	1.3B/2.7B	March 2021	[24]
Bloom	BigScience	825GB, 380 billion tokens 45 natural languages 12 programming languages	250,680	560M-3B/176B	July 2022	[25]
BioGPT	Microsoft	In 1.5TB of pre-processed text, converted into 350B unique tokens	42,384	347M/347M	Oct 2022	[26]
BioGPT-large	Microsoft	15M PubMed abstracts (trained from scratch)	42,384	1.5B/1.5B	Oct 2022	[26]
Galactica	Meta AI	106B tokens; Documents: 48M papers, 2M code, 8M reference material, 2M knowledge bases, 0.9M filtered commoncrawl, 1.3M prompts, 0.02M other	50,000	1.3B/120B	Nov 2022	[27]
ChatGPT	OpenAI	unavailable		20B (175B)	Nov 2022	
GPT-4	OpenAI	unavailable		7B	Feb 2023	
Llama 2	Meta AI	unavailable		13B 70B	July 2023	[19]

*The ‘Date of the model release’ is based on its first arXiv version (if exists) or official public release.

Classification and nomenclature information on fungi were extracted from the Mycobank database³. Information about antibiotic activity of chemicals were extracted from the ChEBI ontology⁴.

A subset containing only fungal species **producing** chemicals **with** antibiotic activity was first created. The pairs with the most bibliographic references were progressively integrated until obtaining 100 distinct subject fungi, which corresponds to 123 pairs. Then, a complementary subset (with an equal number of pairs) involving **produced** chemicals but **without** antibiotic activity was added from the same list of fungi. Again, the pairs with the most bibliographic references were selected. Only molecules with a 3-STAR review in ChEBI were considered and only those that have an annotated role in the antimicrobial agent class (CHEBI : 33281) were selected for positive examples of antibiotics.

As a result, a dataset with 246 chemical compound-fungus pairs (see Figure 2, N) equally divided between chemicals with and without antibiotic activity was obtained. For the experiments, we randomly selected ten chemicals distributed by antibiotic activity and number of references (five chemicals with and five without antibiotic activity) (see Table S.1). These ten chemicals paired with one or more fungi. In total, there were 23 chemical compound-fungus pairs (see Figure 2, $n_{relations}$) in the analyzed subset. The selected ten chemical compounds were defined as *entity 1* for two tasks. The fungus was defined as *entity 2* in the second task. Of note, the selected 23 chemical-fungus relations are described by multiple scientific publications in PubMed, all published before 2019 (for exact numbers see Table S.1). This ensures these relations are contained in the LLM training corpus, provided that the corpus contains PubMed articles or abstracts.

3.2 Large Language Models

In this study, we evaluated ten LLMs (summarized in Table 1), where six of them were released since July 2022. The models vary in terms of training corpus, vocabulary size, number of parameters, layers and maximum input sequence length. Below, we articulate the essential properties of each target model.

There are two main high-level architectures associated with language models: BERT - Bidirectional Encoder Representations from Transformers (and its derivatives) and GPT - ‘Generative Pre-trained Transformer’ (and its derivatives).

³<https://www.mycobank.org>

⁴<https://www.ebi.ac.uk/chebi/downloadsForward.do>

Extensive research has been conducted on the former in the biomedical domain, demonstrating considerable success in numerous discriminative downstream tasks [6, 7]. In this paper, we evaluate generative transformer language models pre-trained on large scale general literature (GPT-2, GPT-3, GPT-neo, Galactica, Bloom, ChatGPT, GPT-4, Llama 2) and specific for the biomedical domain (BioGPT and BioGPT-Large). Due to evaluation in the zero-shot setting, the study focuses on decoder-only architectures due to their superior performance in comparison to encoder-decoder frameworks [28].

GPT is a language generation model that utilizes the transformer decoder architecture for pre-training on large-scale text corpora. GPT is grounded in the next-token prediction task, in which the model learns to predict the next word token based on the preceding word tokens.

GPT-2 adopts GPT-1’s architecture with some differences, including the modified initialization, pre-normalization, and reversible tokenization. A different initialization, accounting for residual path accumulation, scales weights by $1/N$, where N is the number of residual layers. Vocabulary expands to 50,257, context size increases to 1024 tokens, and batch size grows to 512. GPT-2 used a larger architecture and a more diverse corpus than GPT-1, including web pages, books, and scientific articles. GPT-3 uses the same model and architecture as GPT-2, with the exception of the use of alternating dense and sparse attention patterns in the layers of the transformer, similar to the Sparse Transformer. Compared to previous generative models, GPT-3 has an order of magnitude larger parameter space (175 billion parameters).

GPT-Neo is an autoregressive transformer language model, which is based on the replication of the GPT-3 architecture. With 2.7 billion parameters, the model was trained on the Pile [24, 29], a large-scale curated corpus containing Pubmed Central and Wikipedia data. The architecture of Bloom (BigScience Large Open-science Open-access Multilingual Language Model [25]) is similar to GPT-3, being trained on 46 different languages and 13 programming languages, including the Pile. The largest Bloom contains 176B parameters, however due to hardware access limitations, we tested Bloom under the 560M and 3B parameter setting.

BioGPT and BioGPT-large are domain-specific generative transformer language models pre-trained on large-scale biomedical literature [30], and are pre-trained on 15M PubMed items (each with both title and abstract) from scratch. We tested both versions: with 347M and 1.5B parameters (BioGPT-large). BioGPT uses the GPT-2 architecture as its backbone. However, instead of relying on the GPT-2 vocabulary, it has created an in-domain vocabulary through Byte-Pair Encoding (BPE) applied to the corpus, leading to a total of 42,384 word pieces. The model utilizes the GPT-2medium as its core network, featuring 24 layers, a hidden size of 1024, and 16 attention heads. This results in a total of 347 million parameters for the BioGPT model.

Galactica is model targeting the parsing of scientific discourse, developing particular tokenizers for common scientific text (e.g. equations, chemical formulae). It implements the following architectural modifications: GeLU activations [31], 2048-length context window, no biases [32], learned positional embeddings, and 50k-token Byte-Pair Encoding vocabulary [33] from a 2% training data subset. It is available in sizes from 125M to 120B parameters. The largest version that we were able to run on was 1.3B.

Both GPT-4 and ChatGPT builds upon the GPT-3.5 model which is then refined via the Reinforcement Learning with Human Feedback (RLHF) mechanism. Both corpora and human feedback alignment dataset are not reported.

Llama 2 was trained with an extensive corpus of 2 trillion tokens extracted from publicly available sources like Common Crawl (an archive of billions of webpages), Wikipedia, and public domain books from Project Gutenberg. In contrast to the above two models, the training dataset for Llama 2 is ascertainable. Llama 2 exhibits superior performance relative to other open-source language models across diverse external benchmarks, encompassing assessments of logical reasoning, coding proficiency, and general knowledge. However, it is emphasized that this model is just intended to be further trained to tailored to specific requirements. This study evaluates Llama 2 7B, Llama 2 13B and Llama 2 70B.

The final baseline set consists of: GPT-2, GPT-neo (1.3B parameters), BLOOM (3B parameters), BioGPT, BioGPT-large and Galactica via huggingface API⁵; Llama 2 using the llama.cpp⁶ (accessed in October 2023); all above with the default sampling procedure for text generation, i.e. greedy decoding and temperature equal 0; GPT-3 via the OpenAI API; and for ChatGPT and GPT-4 a default OpenAI user interface was used to generate outputs, each prompt in a separate session (accessed in March 2023).

⁵<https://huggingface.co>

⁶<https://github.com/ggerganov/llama.cpp>

3.3 Framework for the evaluation of Large Language Models on the encoding of factual scientific knowledge

An intrinsic evaluation of the text generated by the models was performed by a human expert according to five criteria: Fluency, Prompt-alignment, Semantic coherence, Factuality and Specificity [34, 35]:

- *Fluency* evaluates the quality of the generated text, considering two sub-criteria: syntactic correctness and style. Syntactic correctness assesses whether a sentence conforms to the rules of grammar and expected syntactic structure. Scientific style is determined by the vocabulary of the generated text conforming to a scientific theme ('reads as a scientific text').
- *Prompt-alignment* refers to the relation of relevance and pragmatic coherence between the prompt and the generated text, whether the generated text is consistent with the input prompt and is related to the entities and context of the prompt.
- *Semantic coherence* consists of two levels of analysis: (i) intra-sentence assesses whether the sentence is relating terms surface to expected argument types for a given predicate and (ii) inter-sentence: assessing whether adjacent sentences have a coherent discourse relation [36].
- *Factuality* is distinct from the meaning of a sentence which is conveyed by its semantic coherence. A sentence generated by a model is true if there exists a factual statement in the scientific literature, a database, or any other trusted source.
- *Specificity* evaluates the alignment between the prompt and the answer regarding their level of abstraction. While some answers can be factually correct, they may not answer to the level of abstraction required by the prompt.

While auto-regressive language models are by design to deliver fluency, prompt-alignment and semantic coherence, text generation during decoding can lead to repetitive, incoherent or meaningless outputs [37]. As they are complementary, the fluency, prompt-alignment and semantic coherence were assessed in one step of the evaluation process (Figure 3, *STEP 1*). Moreover, the probabilistic nature of the next token prediction task also contrasts with the notion of factuality and large language models are prone to hallucination [38]. Hallucinations are factually incorrect statements which can be difficult to be localised by non-experts due to their expression in a fluent and semantically coherent text. In the context of this study, major hallucinations can be associated with the compound description or relationships with fungi, while minor hallucinations may be associated with the date of first isolation for instance. The factuality of the generated text was assessed in the *STEP 2*. Importantly, for *Relation determination via entity generation*, the correctness of the generated *entity 2* is verified prior to the verification of the whole description. If incorrect, we assume that the LLM fails to determine the relation. Specificity of the generated text is assessed in the *STEP 3*. Note that only *STEP 1* does not require a domain expert.

In this study two major tasks were evaluated, described in 2.5. Models were prompted with task-specific prompts (see Table 2) and the generated text was evaluated according to the framework depicted in Figure 3.

3.4 Text generation tasks

We investigate the ability of LLMs to act as knowledge bases and establish the relation between fungi and antibiotics. Following the evaluation framework proposed in section 2.4, we define two text generation tasks (see the workflow in Figure 2).

Task 1. Chemical compound definition generation

Task 1 uses prompts for chemical compound definition generation, shown in the Table 2 as P1-P7. For the same task we define simple prompts (P1, P2) and context-based prompts, elucidating the type of the subject entity: 'a compound' or 'a substance' (P4 and P5) [39]. For Galactica, according to authors' suggestions, prompts were framed as questions, rather than sentences to complete (P3, P6, P7). The *entity 1* represents the selected chemical compounds. Performance in Task 1 was calculated for each step of the framework (Fig.3) and is shown in Table 3.

Task 2. Chemical-fungus relation determination via entity generation

Task 2 uses prompts for relation determination via entity generation: {*entity 1*} - {relation} - {*entity 2*}, where *entity 1* is a chemical compound name and *entity 2* is a fungus name (P8-P19, see Table 2). The prompts P13-P18 contain the context at the end, guiding the model towards a relation to a fungus, rather than to another organism capable of producing the compound. Evaluation was performed according to the framework (Fig.3) for the entire task, both with and without context. We report the number of responses meeting the criteria of given STEP in the framework for each prompt (x correct out of 110, see Table 4).

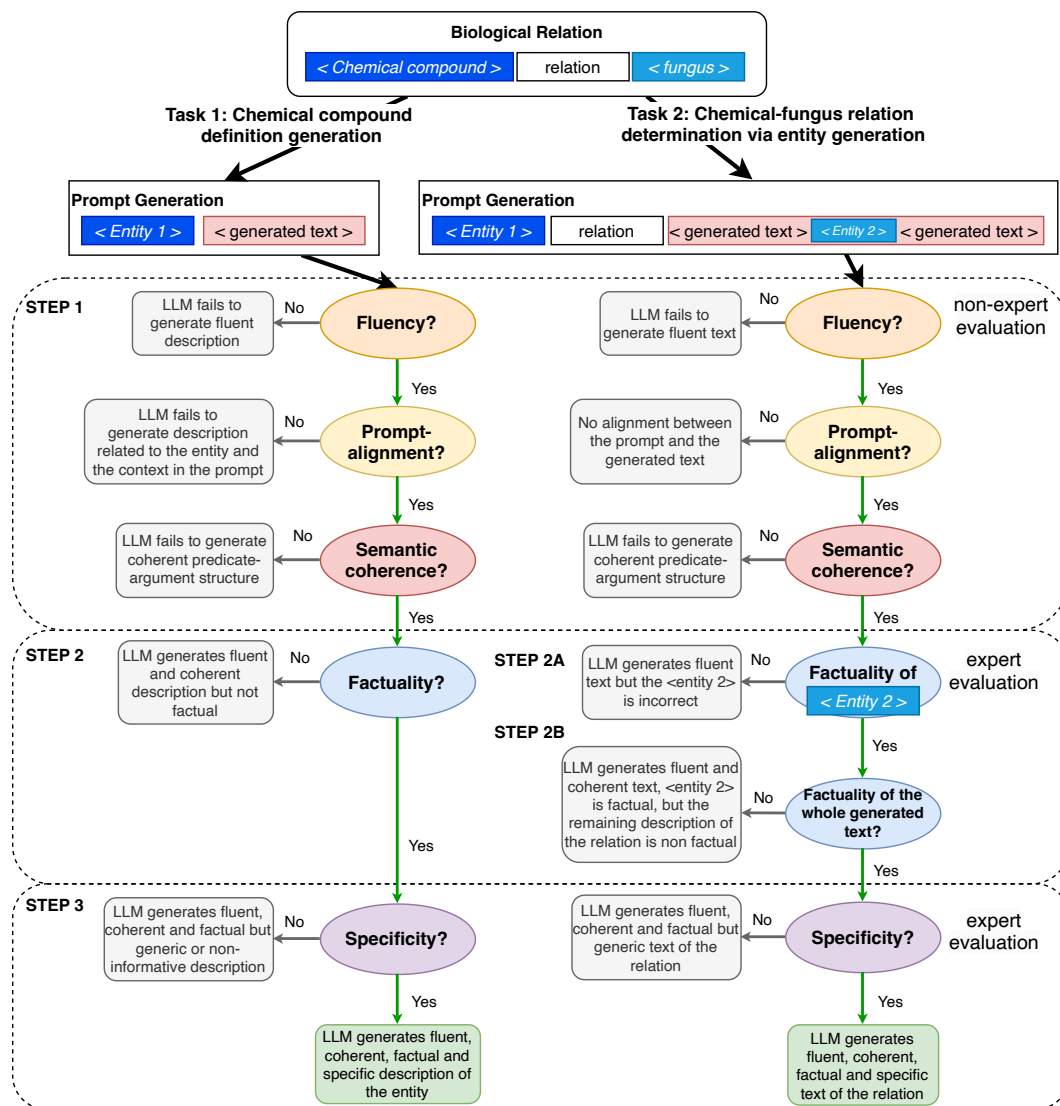


Figure 3: The framework for qualitative and efficient evaluation of the Large Language Models in the context of extracting biological relation from these models. The *entity 1* stands for chemical compound name. The *entity 2* stands for fungus name.

3.5 Expert evaluation

As described in 2.2, we selected ten names of chemical compounds (five chemicals with and five without antibiotic activity). The maximum numbers of tokens to generate, excluding the number of tokens in the prompt is 30, except for ChatGPT, GPT-4 and Llama 2. In total, we investigated outputs for 15 prompts for the models Bloom, GPT-2, GPT-neo, GPT-3, BioGPT, BioGPT-large, ChatGPT, GPT-4 and Llama 2; and four prompts for Galactica. All prompts are presented in Table 2. In both tasks, in order to measure the variance in our small sample size setting, we applied bootstrapping with 1000 iterations, reporting the range (in %) of correct responses for a given prompt and STEP with the 95% confidence interval.

All 1690 outputs generated by the models, i.e. 11 models x 15 prompts x 10 chemical compounds + 1 model (Galactica) x 4 prompts x 10 chemical compounds, were evaluated and labeled according to the proposed framework by 2 reviewers independently of each other, on each of steps 1-3. A total of 1690 records were evaluated on the step 1. 1231 of them were moved to the steps 2 and 3, and then still dually reviewed by two reviewers. During all steps, there were 22 (1.3%) discrepancies, which were resolved by discussion. Two experienced reviewers took part in this systematic analysis. Both reviewers were involved in the study design of the systematic analysis and the definition of the criteria.

The reviewers went through a pilot process with the criteria prior to starting the study to ensure they had a similar understanding of the criteria. The evaluation was carried out systematically by two independent experts in the field, one with a PhD in microbiology and chemistry and the other with a PhD in biochemical pharmacology, both having prior experience in the manual assessment and curation of datasets.

4 Results

4.1 Chemical compound definition generation

This task assesses the ability of the LLM to generate a factual definition of a chemical compound (equal *entity 1*). For instance with the Prompt = ‘{entity 1} is’ with the *entity* ‘Atromentin’, a correct answer could have the form ‘Atromentin is a natural product...’. We investigated ten examples of chemical compounds (five with and five without antibiotic activity) for the qualitative evaluation according to the previously described criteria (see section 2.4, Table S.1). As prompts, we provided single entities or entities with the more specific context (see section 2.5). The results are summarized in Table 3. Examples of generated answers with the qualitative evaluation are presented in Table S.2. Note, for ChatGPT, GPT-4 and Llama 2 we did not limit the number of tokens and evaluated the complete output. In total, we manually evaluated 470 outputs in this task.

GPT-2 and GPT-neo: no semantic coherence, no factuality. GPT-2 failed to generate any semantically coherent text that is related to the entity and to the target domain (biomedicine in general). After adding ‘is’ to the prompts, the model generates fluent text only for 2/10 compounds, but with no semantic coherence. Adding context leads to even more fluent outputs but still loses semantic coherence and there is no prompt-alignment. For 7/10 compounds very fluent text is generated that is unrelated to either the associated fungus or the antibiotic activity of the compound.

GPT-neo, similarly to GPT-2, failed to generate any text or any fluent text. After adding ‘is’ - the model generates (for 8/10) syntactically correct texts unrelated to the given name, resembling to an n-gram scientific fragment unrelated to the mention. After adding context, the model asserts two compounds (Fumitremorgin C, Conidiogenone) as being produced by fungi (*Fusarium sphaerospermum*, *Penicillium notatum*, respectively), however under incorrect associations. The model failed to generate factual knowledge.

Table 2: Prompts used in Task 1 and Task 2

Task	Type of prompts	No.	Prompt
Task 1: Chemical compound definition generation	simple prompts	P1	{entity 1}
		P2	{entity 1} is
		P3*	Question: What is the {entity 1} ?\n\nAnswer:
	context-based prompts	P4	{entity 1} is a compound
		P5	{entity 1} is a substance
		P6*	Question: What is a compound {entity 1} ?\n\nAnswer:
		P7*	Question: What is a substance {entity 1} ?\n\nAnswer:
Task 2: Chemical-fungus relation determination via entity generation	simple prompts	P8	{entity 1} is isolated from
		P9	{entity 1} originally isolated from
		P10	{entity 1} is produced by
		P11	{entity 1} is a natural chemical compound found in
		P12	{entity 1} is a natural product found in
	context-based prompts	P13	{entity 1} is isolated from the fungus
		P14	{entity 1} is isolated from fungi
		P15	{entity 1} is isolated from fungi, such as
		P16	{entity 1} is produced by the fungus
		P17	{entity 1} is produced by fungi
	P18	{entity 1} is produced by fungi, such as	
	P19*	Question: Which fungus produces {entity 1} ?\n\nAnswer:	

*Evaluation for Galactica included P3, P6, P7 and P19 prompts only.

GPT-3: Semantically coherent answers less sensitive to prompt design. 3/10 factual answers. Hallucinates fungi names from compounds. GPT-3 generated semantically coherent text regardless of the prompt design for all chemical compounds, both with and without context (see example of Atromentin in Table S.2). It generated a similar number of factual answers regardless of the context (30% vs 35%). Interestingly, adding context to the prompt did not increase specificity (*'Ergosterol is ... a sterol found in the cell membranes of fungi. It is a major component of the fungal cell membrane, and is similar to cholesterol in animals. It is an important precursor for the synthesis of other compounds, such as ergocalciferol'* vs *'Ergosterol is a compound ... found in the cell membranes of fungi. It is a sterol, a type of lipid molecule, and is the main sterol in the fungal cell membrane. It is similar to cholesterol, which is found in animal cell membranes'*). For 2/10 chemicals (Ergosterol and Alternariol) GPT-3 generated factual and specific answers regardless of the prompt and context. GPT-3 generated incorrect fungi names (in 39.3% of incorrect answers) that consists of the compound name in the prompt, e.g. Myriocin - *Streptomyces myriocin*, Chloromonicilin - *Streptomyces chloromyceticus* (Table S.3).

Bloom: no factual knowledge, low semantic coherence: biased towards treatments, repeats the same associated terms or statements. For prompts without context, Bloom fails to generate a syntactically correct output. It does not generate any text (for example, *'Conidiogenone'*), generates the chemical compound entity as a code within a link (for example, *'org.apache.thrift.TBase("org.apache.thrift.TBase", "flavasperone",)'*) or generates text with only special characters (for example, *'Ergosterol ÊäöËßÄñÂç ÊäöËßÄñÂç ÊäöËßÄñÂç ÊäöËßÄñÂç ÊäöËßÄñÂç ÊäöËßÄñÂç ÊäöËßÄñÂç ÊäöËßÄñÂç ÊäöËßÄñÂç ÊäöËßÄñÂç'*). The model tends to repeat the same words or phrases for a given entity (for example, *'Fumitremorgin C is a potent inhibitor of the enzyme, which is responsible for the synthesis of the enzyme, and is therefore a potent inhibitor of the synthesis of the enzyme.'*). In addition, the model generates names that does not exist in the literature (for example, *'Atromentin is a natural product derived from the fruit of the plant Atrium tridentatum.'*). When adding the context to the prompts, Bloom is biased towards considering the compounds as a treatment for a variety of diseases. It generates fluent but no semantically coherent text, unrelated or not specific to the compound. Frequently the answer contains repeated statements and facts, e.g. *'Fumitremorgin C is a substance that is used in the treatment of cancer. It is a natural product that is used in the treatment of cancer. It is a natural product that is'* - despite its factuality, it corresponds to low prompt-alignment and specificity.

BioGPT: low specificity, adding context leads to even lower specificity, leading to the answer being true for any compound. BioGPT generates fluent and syntactically correct text tends to correspond to a more general discourse type (when contrasted to scientific discourse). For prompts *'{entity 1}'* and *'{entity 1} is'*, only one compound (Ergosterol) has factual answers. For instance, the generated text states that one compound is an antibiotic, but the rest of the sentence is not related to the compound, or the model confuses DNA polymerase alpha/beta/gamma (Table S.2 for Aphidicolin). When more context is provided (prompt with *'is a compound'*), BioGPT generates a factual text with low specificity for 4/10 compounds. It provides a non-specific, universal definition of a compound, which is referred to regardless of the compound name (Table S.2, example: *'Fumitremorgin C is a compound with a unique structure and a unique mode of action.'* - the same is for Verrucarin A). After adding the context *'is a substance'*, BioGPT recognises that 5 /10 compounds were produced by fungus, but all incorrect.

BioGPT-large: Semantically very coherent. 3/10 factual answers. Hallucinations under high quality, scientific text are difficult to spot. BioGPT-large generated semantically coherent outputs for 80% of the prompts without and 100% prompts with the context. However, the answers were factual only for 30% and 35% for prompts without and with context, respectively. Despite some of them were not specific, BioGPT-large generated answers better fitting to a scientific discourse level, compared to the previous models (Table S.3). Similarly to GPT-3, for 28% of answers with no factuality, BioGPT-large assigned a wrong producer to the compound, e.g. *'Chloromonilicin is a new antibiotic produced by a strain of Streptomyces. It is active against Gram-positive bacteria and fungi.'* (true answer: is produced by *Monilinia fructicola*). This is of particular concern, as the generated text imitates correct definitions very well, disguising the lack of factual knowledge. Such hallucination is very difficult to spot and a vigilant expert check is required.

Galactica: poor semantic coherence, improves after adding context to the prompt, answers resembles as corpora fragments. 1/10 factual answers. Galactica only for 2/10 compound names can generate text that is related to the target entity and that is aligned to the domain, but in both cases lacks factuality. For one case, the model assigned that the compound was produced by a fungus but misnamed it (*'Aphidicolin is a polyketide antibiotic produced by the fungus Aspergillus nidulans. It is a potent inhibitor of DNA polymerase alpha.'*). Adding the context *'What is the compound {entity 1}'?* improves the output. The text is more meaningful and fluent, and is domain-aligned. However, it still lacks factual knowledge with one exception for Myriocin, which is recognized as an antibiotic. The generated text resembles the fragment from a title of a specific scientific paper than a general description (*'Myriocin, a new antifungal antibiotic. I. Taxonomy, fermentation, isolation, physico-chemical properties and biological activity.'*). Moreover, the model recognises that Fumitremorgin C is a mycotoxin but again misnamed the fungus name (*'Fusarium verticillioides'*, instead of *'Aspergillus fumigatus'*).

ChatGPT: Fluent, prompt-alignment and semantically coherent descriptions. Hallucinations are difficult to spot. 6/10 factual answers. ChatGPT generated fluent and semantically coherent text for all prompts. For prompts with no context, the statements were longer and divided into paragraphs (mostly three; note, that a limit was not set on the length of generated answer for ChatGPT). The generated text was coherent regardless of the designed prompts ('{entity 1}' or '{entity 1} is'), and 6/10 outputs were factual. The other four generated the wrong fungus name or the wrong chemical formula in the answer. Interestingly, the answers often closely resembled Wikipedia-style descriptions (7/10 compounds - Wikipedia, 2/10 - Wikidata). For prompts with the context, the answers were shorter and mostly consisted of one paragraph. For prompts '{entity 1} is a compound' the text contained a chemical formula and a description of the chemical structure. However, in 60% of these prompts the chemical formula was incorrect (see Aphidicolin in Table S.2). The answers that were factual had low specificity, and could satisfy the definition of many other chemical compounds. For prompts '{entity 1} is a substance', the answer provides additional biological context and informs about the biological activity of the compound or what it is used against. 70% of these answers contained factual knowledge. Comparing to BioGPT-large, ChatGPT produces even more fluent, prompt-alignment and semantically coherent answers. Due to semantic fluency, evaluation of the factual knowledge is very challenging, and requires both the expert knowledge and time-consuming fact verification. In other words, generated answers can be easily regarded as true and factual for a non-expert, creating a real risk of deriving false facts from the model.

GPT-4: Top of the list and epistemically-aware (admits to lack of knowledge). 14/20 factual answers. For prompts without context, the model gave 70% (14/20) of the answers that were specific and with factuality. In two prompts (out of 20), the characterisation of a given chemical compound was non-factual due to the incorrect name of the fungus that may produce the chemical. Importantly, the model did not guess the definition if it did not recognize the name. For two chemical compounds, the model generated a request for more context or referred to the knowledge cutoff date of 2021-09. After adding context, GPT-4 generated text about the one chemical, but is factual for one out of two prompts. In the case of the second compound, the model still referred to the knowledge cutoff date of 2021-09. In general, adding context did not improve neither the factuality nor specificity metrics, which was still at 70%. The quoted names of the fungus that produces the chemical were incorrect. In general, the model generated fluent, semantically coherent, highly specific text (see Fumitremorgin C in Table S.2). We observed less hallucinations compared to ChatGPT.

Llama 2: Exhibits a proclivity for generating inaccurate comparisons, particularly evident in chemical contexts. Llama 2-70B model produced 20% (4/20) responses that were both specific and factual. Smaller versions of Llama2 demonstrated inferior performance. Adding context failed to enhance either factuality or specificity metrics; instead, such augmentation resulted in a noteworthy decline, approaching zero, across all tested Llama 2 models. The Llama2 models displayed a noticeable tendency to generate comparative phrases, particularly evident when tasked with chemical comparisons, frequently resorting to statements like '100 times more toxic than' or '100 times more potent than'. Specifically, the Llama2-7B produced such comparative statements in 70% of cases (14/20), while the Llama2-13B and Llama2-70B both did so in 40% of cases (8/20). These comparisons were consistently inaccurate, with a significant proportion mistakenly referencing morphine (10/30 such responses). In summary, the Llama 2 models failed to generate text characterized by fluency, semantic coherence, and high specificity.

4.2 Chemical-fungus relation determination via entity generation

The aim of the task was to check whether the model generates a factual relation between the chemical compound and the fungus, which is producer of the given compound. We investigated ten compounds (five with and five without antibiotic activity), the same as in Task 1 described in section 3.1. We followed the proposed evaluation framework (Figure 3): first investigated the fluency, prompt-alignment and semantic coherence of the generated output, then the relation with generated fungus name and the factuality and specificity of the whole generated text. As prompts, we provided simple clausal fragments (e.g. '{entity 1} is isolated from') or with an additional noun (e.g. '{entity 1} is produced by fungus') as prefix (see Table 2). All models, except for Galactica, were evaluated via the 11 prompts designs. We report aggregated results for all 110 prompts (Table 4) and an optimal prompt with the best performance (Table 5). The optimal prompt configuration varies across models. In total we manually evaluated 1440 outputs in this task.

GTP-2, GPT-neo and Bloom fail to establish chemical-fungus relation. The GPT-2 model did not generate any answer containing the name of a potential fungus from which a given chemical compound can be isolated, regardless of the designed prompt. In addition, the model hallucinated new bacteria names (e.g. *Streptococcus aureus*). The GPT-neo model generated only 3.6% (4/110) of correct chemical compound-fungus relations. One correct answer each for Ergosterol, Alternariol, Atromentin and Flavasperone for three different prompts. The optimal prompt produced five chemical-fungus names relations, where only two relations were correct. Out of four correct chemical compound-fungus relations, only two had factual knowledge for the entire generated text (1.8% (2/110)).

Table 3: Performance in Task1: *chemical compound definition generation*. Each step from the framework (see section 2.4) evaluated separately. X/20 is the number of correct responses vs total number of prompts. The bootstrapping result reported as % of total with 95% confidence interval in brackets.

Model	Task 1: Chemical compound definition generation					
	simple prompts P1-P3			context-based prompts P4-P7		
	STEP 1	STEP 2	STEP 3	STEP 1	STEP 2	STEP 3
GPT-2	2/20 (0-30)	0/20 (0-0)	0/20 (0-0)	9/20 (10-70)	0/20 (0-0)	0-20 (0-0)
GPT-3	20/20 (100-100)	6/20 (0-60)	6/20 (0-60)	20/20 (100-100)	7/20 (10-60)	7/20 (10-60)
GPT-neo	8/20 (10-70)	0/20 (0-0)	0-20 (0-0)	11/20 (20-90)	0/20 (0-0)	0/20 (0-0)
Bloom	4/20 (0-40)	0/20 (0-0)	0/20 (0-0)	6/20 (10-60)	0/20 (0-0)	0/20 (0-0)
BioGPT	14/20 (40-100)	1/20 (0-20)	0/20 (0-0)	19/20 (80-100)	7/20 (10-60)	2/20 (0-30)
BioGPT-large	16/20 (50-100)	6/20 (0-60)	5/20 (0-50)	20/20 (100-100)	7/20 (10-60)	6/20 (0-60)
Galactica*	2/10 (0-50)	0/10 (0-0)	0/10 (0-0)	9/20 (70-100)	1/20 (0-30)	0/20 (0-0)
ChatGPT	20/20 (100-100)	12/20 (30-90)	12/20 (30-90)	20/20 (100-100)	11/20 (30-80)	10/20 (20-80)
GPT-4	20/20 (100-100)	14/20 (40-100)	14/20 (40-100)	20/20 (100-100)	14/20 (40-90)	14/20 (40-100)
Llama 2-7B	16/20 (50-100)	2/20 (0-30)	2/20 (0-30)	4/20 (0-40)	0/20 (0-0)	0/20 (0-0)
Llama 2-13B	12/20 (30-90)	2/20 (0-30)	2/20 (0-30)	9/20 (20-80)	0/20 (0-0)	0/20 (0-0)
Llama 2-70B	13/20 (40-90)	4/20 (0-50)	4/20 (0-50)	12/20 (30-90)	1/20 (0-20)	1/20 (0-20)

*Evaluation for Galactica included P3 for simple prompts and P6-P7 for context-based prompts.

The Bloom model generated only 2.7% (3/110) of factual chemical compound-fungus relations. In general, only 11% (12/110) of answers contained a fungus name (both factual and no factual relations). The model generated answers with the name of the fungus only for the two prompts, that hint towards fungus context: ‘{entity 1} is produced by the fungus’ and ‘{entity 1} is isolated from the fungus’. Considering the optimal prompt, Bloom produced seven fungi, two of them were in factual relation with the chemical. Out of three factual chemical compound-fungus relations, only two had factual knowledge for the entire generated text (1.8% (2/110)).

GPT-3 produces at least one factual relation for 6/10 compounds. GPT-3 generated 51% (56/110) answers containing a fungus name, where 23.6% (26/110) were factual compound-fungus relations, but only in 13.6% (15/110) the whole relation description was factual. The optimal prompt resulted in five factual relations, each containing individual fungus, of which only four answers were factual for whole description. The model produced a factual relation for at least one prompt for 6/10 tested compounds. Alternariol turned out to be a chemical with the most factual relations (8 out of 10 tested prompts), which aligns with the results from section 3.1 for GPT-3 (Table S.4).

BioGPT biased towards *Aspergillus*, limited proportion of factual relations. BioGPT generated factual relations with fungi names for only 13.6% (15/110) of the cases, of which only ten answers had factual knowledge. Only three compounds were factually associated with the corresponding fungus from which they were isolated (Alternariol - six answers with factual relation, Atromentin - one answer with factual relation, Ergosterol - six answers with factual relation). Out of 62 generated answers that contained a fungus, 45 were *Aspergillus*, of which only 11 answers were factual. The two optimal prompts for this model were at 30% of the factual chemical compound-fungus relations.

BioGPT-large: at least one factual chemical-fungus relation for 9/10 compounds. BioGPT-large generated 40.0% (44/110) of the factual chemical compound-fungus relations, of which less than half (18/44) were factual. The model generated at least one factual answer for 9 out of 10 tested compounds. This implies that it is possible to achieve 90% of factual relations if picking the right prompt for each chemical, showing the dependency on prompt optimisation. The model gave the most factual answers for Ergosterol (8 out of 10 tested prompts). If an optimal prompt is considered, BioGPT-large obtained 60% factual relations. The lack of factual knowledge resulted mainly from the incorrect name of the inhibitor of a given compound. Contrary to previous models, we observed that BioGPT-large did not generate additional context, when unclear (e.g. the names of the discoverers or the year of discovery of the compound if not known) reducing the overall number of hallucinations.

Galactica biased towards a large genus *Aspergillus* and poor performance. Galactica generated factual chemical-fungus relations for 6 out of 10 compounds. However, for four prompts we naively accepted a genus name *Aspergillus* as the factual answer, despite not being a specific name (Table S.5). Only for Fumitremogin C the answer contained the species name: *Aspergillus fumigatus*. *Aspergillus* is at the same time the most frequently generated fungus (7 times). For Aphidicolin and Myriocin the model generated no answer. The generated answers consisted only of the name of the fungus, so no factual knowledge in the entire generated text was assessed.

ChatGPT: coherent answers, regardless the prompt. ChatGPT generated 44.5% (49/110) factual chemical compound-fungus relations. The model provided all 11 fungal-name responses for eight compounds. The exception was one prompt for Conidiogenone and seven prompts for Ergosterol. The rest of the answers given for Ergosterol (4) were 100% factual with fungus relation. For three compounds all answers were factual (100% for Fumitremorgin C, Alternariol, Verrucarin A (Table S.6)) and for four compounds all prompts led to incorrect relations. The model produced very coherent answers regardless of the prompt, but only 31.8% (35/110) of them had a factuality for the whole generated description. The lack of factual knowledge was mainly due to the incorrect statement of the year of discovery/isolation of a given compound, the name of the discoverer or the class of the compound. The optimal prompt turned out to be '{entity 1} originally isolated from', with 6/10 factual relations, of which the answer for only one relation had a factuality of whole answer. **Almost 70% of the generated descriptions contained hallucinations.**

GPT-4 gives either the factual chemical-fungus relations or no answer at all. GPT-4 generated 50.9% (56/110) factual chemical compound-fungi relations. The model produced very coherent answers regardless of the prompt design. For four compounds, all answers were factual (11/11, 100% for Fumitremorgin C, Alternariol, Verrucarin A, Myriocin). The model for all prompts for Ergosterol did not generate any relations with the fungus. The model factually recognized the compound by citing its characteristics, but without giving the names of the fungi that produce ergosterol. In most cases, the model creates a new first sentence without completing the sentence from the prompt. Rarely in the first sentence is the name of the fungus that produces the chemical compound. In the case of 13.6% (15/110) responses, the model asked for more context and/or indicated that the question is incomplete. For 4.5% (5/110) prompts the model referred to the knowledge cutoff date of 2021-09, thus not providing an answer. Three prompts were optimal with 6/10 factual relations. Out of 56 factual chemical-fungi relations, the model generated 48 answers that had factual knowledge for the entire generated text (43.6%, 48/110). The hallucination (lack of factual knowledge) was observed for 56% of outputs, mainly as an incorrect statement of the year of discovery/isolation of a given compound or the incorrect citation of the name of the synonym of the fungus.

Llama 2: the factuality increases with the model size. As the model size increases, the Llama 2 model exhibits a heightened capacity to generate fungal names and factual chemical compound-fungus relations, constituting 28.2% (31/110) of correct relations for Llama 2-70B. Notably, the Llama 2 70B accurately generated complete definitions, inclusive of the fungus name, with a success rate of 12.7% (14/110). Irrespective of the model size, Llama 2 exhibited a proclivity for response repetition and looping, with frequencies of 9% for Llama 2-7B, 4% for Llama 2-13B, and 5.5% for Llama 2-70B. Additionally, the model consistently supplied names of other chemical compounds as examples of fungi (24.5% Llama 2-7B, 34.5% Llama 2-13B, 27.3% Llama 2-70B) and occasionally substituted the expected fungal name with the year of compound discovery (13.6% Llama 2-7B, 12.7% Llama 2-13B, 25.5% Llama 2-70B). The Llama 2-7B and Llama 2-13B failed to provide fungal-name responses for the Ergosterol compound. Concerning the chemical compound Verrucarin A, all Llama 2 models erroneously postulated the name of a fungus (*Verrucaria*) unrelated to the actual producer of this compound (*Albifimbria verrucaria* or *Myrothecium verrucaria*), with instances recorded at 36.4% (4/11) for Llama 2-7B, 45.5% (5/11) for Llama 2-13B, and 36.4% (4/11) for Llama 2-70B. Prompt P18, structured as '{entity 1} is produced by fungi, such as,' yielded fungal names from all model variants for 9 out of 10 compounds. However, only Llama 2-13B and Llama 2-70B demonstrated factual relations, in 22.2% (2/9) and 55.6% (5/9), respectively.

Correctly generated relations are homogeneous and prevalent.

Considering the models with outputs that contain the fungus name, in majority they recognize one specific factual relation chemical-fungus, although the chemical can be produced by several fungi (RQ1). For instance, in all factually generated relations for Fumitremorgin C the fungus was *Aspergillus fumigatus* or *Aspergillus* (39 out of 39 correct fungi name, from 66 generated fungi in total). Other chemicals: Aphidicolin → *Cephalosporium aphidicola* (22/25 out of 55), Verrucarin A → *Myrothecium verrucaria* or *Myrothecium* (22/22 out of 73), (+)-Chloromonilicin → *Monilinia fruticicola* or *Monilinia* (11/11 out of 53), Alternariol → *Alternaria alternata* or *Alternaria* fungus (61/67 out of 76), Flavasperone → *Aspergillus* (15/19 out of 39), Atromentin → *Aspergillus* (11/11 out of 54), Myriocin → *Isaria sinclairii* (17/21 out of 57). The least recognised chemical Conidiogenone was associated with *Penicillium* 9 out of 10 correct outputs (out of 55 outputs with fungi associations). Factually generated relations for Ergosterol are with two fungi: *Aspergillus* (11/23) and *Ganoderma lucidum* (7/23). Interestingly, *Aspergillus* is output by BioGPT and *Ganoderma lucidum* by BioGPT-Large. Although trained on the same corpus, we hypothesise that the higher number of parameters in BioGPT-Large (347M vs 1.5B) led to a more specific relation (RQ2).

Table 4: Performance in Task 2: *chemical-fungus relation determination via entity generation*. Each step from the framework (see section 2.4) evaluated separately. X/110 is the number of correct responses vs total number of prompts. The bootstrapping result reported as % of total with 95% confidence interval in brackets.

Task 2: Chemical-fungus relation determination via entity generation					
simple prompts + context-based prompts P8-P19					
Model	STEP 1	STEP 2A		STEP 2B	STEP 3
		occurrence of fungus name in the generated text	factual occurrence of fungus name in the generated text		
GPT-2	0/110 (0-0)	0/110 (0-0)	0/110 (0-0)	0/110 (0-0)	0/110 (0-0)
GPT-3	57/110 (20-80)	56/110 (20-80)	26/110 (0-50)	15/110 (0-40)	15/110 (0-40)
GPT-neo	29/110 (0-60)	28/110 (0-50)	4/110 (0-20)	2/110 (0-10)	0/110 (0-0)
Bloom	13/110 (0-30)	12/110 (0-30)	3/110 (0-10)	2/110 (0-10)	2/110 (0-10)
BioGPT	62/110 (30-80)	57/110 (20-80)	15/110 (0-40)	10/110 (0-30)	2/110 (0-10)
BioGPT-large	84/110 (50-100)	74/110 (40-90)	44/110 (10-70)	18/110 (0-40)	14/110 (0-40)
Galactica*	9/10 (70-100)	8/10 (50-100)	6/10 (30-90)	0/10 (0)	0/10 (0)
ChatGPT	103/110 (70-100)	101/110 (70-100)	49/110 (20-70)	35/110 (10-60)	35/110 (10-60)
GPT-4	87/110 (50-100)	77/110 (40-100)	56/110 (20-80)	48 (10-70)	48 (10-70)
Llama 2-7B	69/110 (30-90)	36/110 (10-60)	7/110 (0-30)	2/110 (0-10)	2/110 (0-10)
Llama 2-13B	70/110 (30-90)	49/110 (10-80)	14/110 (0-40)	8/110 (0-30)	4/110 (0-20)
Llama 2-70B	76/110 (40-90)	62/110 (30-80)	31/110 (0-60)	14/110 (0-30)	14/110 (0-40)

*Evaluation for Galactica included P19 prompt only.

Table 5: Performance for optimal prompts in Task 2: *chemical-fungus relation determination via entity generation*. For each model an optimal prompt was selected. Evaluation according to the framework (see Figure 3). X/10 is the number of correct responses vs total number of chemicals.

Model	Optimal Prompt	STEP 2A		STEP 2B
		occurrence of fungus name in the generated text	factual occurrence of fungus name in the generated text	
GPT-3	{entity 1} is produced by the fungus ...	8/10	5/10	4/10
GPT-neo	{entity 1} is produced by the fungus ...	5/10	2/10	0/10
Bloom	{entity 1} is produced by the fungus ...	7/10	2/10	1/10
BioGPT	{entity 1} is produced by fungi, such as ...	10/10	3/10	1/10
	{entity 1} is isolated from fungi, such as ...	10/10	3/10	2/10
BioGPT-large	{entity 1} is produced by the fungus ...	10/10	6/10	2/10
	{entity 1} is isolated from the fungus ...	10/10	6/10	3/10
ChatGPT	{entity 1} originally isolated from ...	10/10	6/10	1/10
GPT-4	{entity 1} is isolated from fungi ...	9/10	6/10	5/10
	{entity 1} is isolated from fungi, such as ...	9/10	6/10	5/10
Llama 2-7B	{entity 1} is produced by fungi, such as ...	9/10	0/10	0/10
Llama 2-13B	{entity 1} is produced by fungi, such as ...	9/10	2/10	1/10
Llama 2-70B	{entity 1} is produced by fungi, such as ...	9/10	5/10	2/10

5 Discussion

5.1 LLMs' biases towards compounds and fungi

Bias towards *Aspergillus* - the most cited fungus in PubMed.

We observe that the models are biased towards certain compounds (RQ1). For instance, BioGPT generates the fungus *Aspergillus* as the answer in most of the prompts (79%, 45/57), which is rarely correct (only 11 times; 19%) (Table S.5). We attribute this bias to the imbalance in the training corpus, as the *Aspergillus* is a ubiquitous fungus in home and hospital environments. The genus *Aspergillus*, consists of a few hundred opportunistic species found in various climatic conditions, of which in humans, *A. fumigatus* is the most common and life-threatening airborne pathogen, which is particularly important among immunocompromised hosts [40]. The PubMed search outputs almost 60k references related to *Aspergillus*. The most cited compound from our analysis *Ergosterol* outputs 6000, second *Aphidicolin* 2500. Thus, we argue *Aspergillus* is over-represented in the training corpus and occurs as a statistically most probable fungus to be related to chemicals.

Rare chemical compound confused with an overrepresented biological process.

Another example, *Conidiogenone* was consistently not recognised by the best models (GPT-4, ChatGPT, BioGPT-large, Galactica). We argue that the models confuse Conidiogenone with *conidiogenesis* or *conidiation* (RQ1). *Conidiogenesis* is a widespread morphogenetic process that filamentous fungi undertake for dispersion. *Conidiation* is also important for pathogenicity of phytopathogens. Understanding the cellular mechanism of *conidiation* is a highly relevant research topic, thus it has been extensively studied. *Conidiogenone* is associated with nine results in a PubMed search, *conidiogenesis* with 346 and *conidiation* with 6047. The strongest and widespread stimulus for *conidiation* among filamentous fungi is the exposure of hyphae to the air. Often the generated texts focused on this aspect of the process, suggesting that the model encoded the signal for the representation of the process instead of the chemical compound.

Output not focused on fungi despite the prompt context.

In the case of Ergosterol, which is a compound widely known for its significance in the scientific community, the LLM specifically trained for the bio-domain (BioGPT-Large) outperforms the rest (RQ3). It generated seven factual Ergosterol-fungus relations from 11 prompts (Table S.7). For the other models, the relation to fungus was either minimally addressed or not considered at all, particularly for the models that have generally demonstrated superior efficacy (i.e., GPT-4 with 0/11 and ChatGPT with 4/11 factual responses). We observe that GPT-4 and ChatGPT focus on Ergosterol's biosynthesis in fungi and relevance as an antifungal target, rather than on the producing fungi, despite the prompt that explicitly defines such context. Importantly, these two models do not generate text as a continuation of the prompt, but they generate new paragraphs.

5.2 Limited ability of LLMs as Knowledge Bases

In this study, we provide evidence of the limitations in the determination of factual knowledge from LLMs in the text generation tasks. Best models were able to provide only 6/10 of the factual description of chemical entities, and only 5/10 of the factual description of chemical-fungus relations. Despite small sample size in our evaluation, it clearly shows that the performance is below the threshold allowed for a systematic and reliable application (RQ1, RQ4).

5.3 High dependency and variability due to prompt design choices

A desirable property of a LLM is to a consistent answer regardless of the prompts design. For instance, the prompt '{entity 1} is produced by fungi, such as' should be equivalent to '{entity 1} is isolated from fungi, such as' because it refers to the same biological relation. However, we observe a variation in the output as the evidence of sensitivity for prompt design (RQ1). Similarly to Masked Language Models [41], in order to fully exploit GPTs capabilities, prompt engineering is required. In our study, we observe that providing context in the prompt improves the performance. Of note, ChatGPT and GPT-4 are the least sensitive and produce new paragraphs instead of finishing the prompt (RQ3).

5.4 Llama 2, despite large size, responses lack factuality and specificity

The analysis of Llama 2's capabilities shows that factuality improves with increased model size. An example of this correlation is Ergosterol, not recognised in Task1 by 7B and 13B versions, but correctly defined by Llama 2 70B. Yet, even the biggest Llama2 variant, did not match the factual strength of GPT-4, ChatGPT, or BioGPT-large, delivering longer, less fluent, and semantically weaker responses. In generating chemical definitions, GPT models surpassed Llama 2 with more nuanced outputs.

5.5 Best overall performance was on large corpora, large parameters and most extensive human feedback alignment

GPT-4 outperforms ChatGPT (as well the rest tested models) in terms of factuality of the answer (RQ3). It scores 70% (7/10) and 43.6% (48/110) for chemical entity recognition and chemical-fungi relation recognition, respectively. In general, the factual knowledge of the entire generated text was higher (still significantly higher in GPT-4), but the output did not contain the relation that we asked for, so they were considered not specific. The hallucinations in GPT-4 is the lowest (54.4%). Importantly, GPT-4 produced only names of fungi which actually produce chemical compounds.

5.6 Limitations

We recognise the following limitations of our study. First, LLMs are evaluated on a specific biological dataset related to chemical compounds, fungi and antibiotic activity. The models can perform differently for other biological relation. The sample size of 10 compounds is relatively small and increasing the size would lead to more representative results. However, due to a significant effort, including domain experts, required to evaluate generated texts, we argue that our findings highlight current limitations and challenges regarding LLM's applications in the biomedical domain.

Although we evaluated 19 prompt designs, the prompt engineering could be improved with e.g. a systematic search or optimal prompt algorithms. No fine-tuning, nor few-shot learning was performed. Evaluated LLM's are of-the-shelf models. Moreover, this analysis concentrated on comparing and contrasting the behaviour of different models with regard to their factuality for a focused task within a scientific domain of discourse. Models have a diverse set of corpora, number of parameters and design intent, and it was not the intent of this study equalise and control for these settings. Instead, this analysis aimed to sample a highly diverse set of models, in order to elicit, which of these features are relevant for factual, knowledge-based inference within LLMs.

A total of > 150 000 fungi species have been described in the literature [42]. The naming of fungal species is subject to change over time [42, 43], and moreover, the number of fungal names continue to increase over time. Despite the improvements in information sharing, the changing fungal nomenclature rules [44, 45] and providing a tool for name standardisation, the existing literature still contains plenty of synonyms, isonyms, homonyms, orthographic variants and misused names that are not in accordance with the standard nomenclature system [46]. In addition, some taxon names in the databases may be variants, synonyms or invalidly published names for various reasons. This may lead to inaccurate search results and renders the assessment of factual knowledge in generated relations challenging even for the domain expert.

6 Related Work

Large Language models achieve state-of-the-art performance in many NLP related-task, sometimes outperforming previous baselines in few-shot settings [7]. However, the factuality of the knowledge that can be extracted by prompting these models has been widely discussed. Since the first demonstration by Petroni et al. [47] on Masked Language Models (MLM), several studies have examined the mechanisms and biases underlying these predictions, questioning their applicability beyond their potential as KBs.

Cao et al. [48] showed that predictions from MLM are highly prompt-biased and that, while external context apparently helps the models, its mainly via type guidance or answer leakage. In follow-up works, many domain-specific datasets and original prompting approaches were developed for factual knowledge extraction on MLM [49, 50, 51, 52, 53, 54, 16, 55]. In the biomedical area, Sung et al. [56] extended the work of Cao et al. on a new dataset, bioLAMA, confirming their observations for biological knowledge. More recently, Kalo and Fichtel [57] extended the evaluation on a novel benchmark dataset (KAMEL) and to generative Language Models from the GPT and OPT family. Si et al. [58] evaluated the generalisability, fairness, calibration, and factuality of different prompting strategies on GPT-3. According to Mallen et al. [59], it has been observed that retaining less popular factual knowledge is hard for LLM and simply increasing their size does not significantly improve their ability to remember. Razniewski et al. [60] presented qualitative arguments that implicit LMs are not suitable as substitutes for explicit KBs, but may play a major role in the augmentation and curation of KBs.

Howard et al. [61] examined the implications of generative AI for antimicrobial advisory in infection scenario-based questions and outlined the limitations of implementing ChatGPT for interventions due to deficits in situational awareness, inference, and consistency. Li et al. [62] reported that ChatGPT performs moderately or poorly in several biomedical tests and is unreliable in actual clinical use. Furthermore, implementing ChatGPT into clinical practice is associated with numerous obstacles, such as deficits in situational awareness, reasoning, and consistency [63]. While the use of natural language processing in healthcare is not novel, the introduction of GPT-4 has elicited intense debate regarding its potential opportunities and challenges in healthcare [64].

This paper builds upon findings from several key studies to address the limitations and potentials of LLMs in scientific knowledge encoding. Zhao et al.(2021) [65], Kassner, Krojer, and Schutze (2020) [66] and Wysocki et al. (2023) [16] emphasize the inconsistency of language models and their tendency to replicate prevalent responses, a form of co-occurrence bias also noted in LLMs by Kandpal et al. (2023) [67] and Kang and Choi (2023) [68]. This tendency undermines the models' ability to generalize, a concern supported by Razeghi et al. (2022) [69], who report an accuracy disparity tied to the frequency of terms in training data. Biderman et al. (2023) [70], Power et al. (2022) [71] and Tirumala et al. (2022) [72] explore delicate balance between memorization's beneficial role in preventing the hallucinations, versus outputting entire sequences from their training data verbatim, as a key safety concern. Wang et al. [73] and Delmas, Wysocka, and Freitas (2023) [74] remark on LLMs' underperformance when compared to supervised settings, positing retrieval-augmentation as a potential remedy for knowledge-dense tasks. Together, these studies highlight the need for strategies to refine LLMs' bias and factuality, enhancing their application in biomedical domain.

7 Conclusions

This work explores the potential of LLMs to encode domain-specific factual knowledge, with an emphasis on the biomedical field. To assess this, we introduced an evaluation framework aimed at mitigating the labor-intensive nature of text generation evaluation, promoting efficiency without sacrificing accuracy. Our framework scrutinizes fluency, prompt-alignment, semantic coherence, factuality, and specificity in the generated text. It was applied to ten off-the-shelf models, focusing on two tasks: chemical compound definition generation and chemical-fungus relation determination via entity generation. The results reveal that, although recent advancements have enhanced fluency and semantic coherence in LLMs, a reliable performance in a zero-shot setting remains elusive. The factuality of the generated content, especially in biological contexts, is still lacking, with models showing a pronounced bias towards entities that are more prevalent in the training corpus. Our findings align with previous studies across various domains [69, 73, 65, 66, 67], confirming co-occurrence biases irrespective of model size. Notably, GPT-4, while outperforming others by demonstrating a form of epistemic caution, acknowledged its knowledge limitations, thereby preventing certain hallucinations. It recognized 70% of chemical compounds and produced less than half of the factual and specific relations to fungi. This compares to the Llama2 model, which recognized 20% of compounds and 12.7% of relations to fungi. Our study addresses the increasing demand for thorough assessments of LLMs in various fields, advancing beyond the standard benchmarks that are commonly employed. This research is among the first to investigate LLM performance within the biomedical domain, specifically probing whether these models simply recall information or truly comprehend the symbolic connections between chemicals and fungi when generating definitions.

Future work. As a continuation of this study, we plan to further assess LLMs in the realm of biomedical inference, keeping pace with the rapid advancements in the field by including the latest models. We plan to extend our proposed framework addressing the need for efficient qualitative and quantitative evaluation of responses generated by LLMs. Such frameworks should go beyond the well-known benchmarks and be applicable in any specific biomedical applications, such as the one exemplified in this study (chemical-fungus relation). The promising future direction is to use prompts containing biomedical texts as contexts (abstract or full texts) combined with few-shot learning or in-context learning, as well as the integration with robust, high-recall retrieval augmentation mechanisms, e.g. [74].

Acknowledgments

The authors would like to thank the support of Joël Dumoulin, Joel Rossier and Colombine Verzat.

Declaration of Competing Interest

The authors declare that they have no known competing financial interests or personal relationships that could have appeared to influence the work reported in this paper.

Funding

This project has received funding from the European Union's Horizon 2020 research and innovation programme under grant agreement No 965397. This work was supported by the IDIAP Research Institute and has been done in collaboration with the company Inflammalps SA and is supported by the Ark Foundation. The funding bodies played no role in the design of the study, research, writing and publication of the paper.

References

- [1] Marcelo Der Torossian Torres and Cesar de la Fuente-Nunez. “Toward computer-made artificial antibiotics”. In: *Current Opinion in Microbiology* 51 (2019). Antimicrobials, pp. 30–38. ISSN: 1369-5274. DOI: <https://doi.org/10.1016/j.mib.2019.03.004>. URL: <https://www.sciencedirect.com/science/article/pii/S1369527419300050>.
- [2] Jonathan M. Stokes et al. “A Deep Learning Approach to Antibiotic Discovery”. en. In: *Cell* 180.4 (Feb. 2020), 688–702.e13. ISSN: 00928674. DOI: 10.1016/j.cell.2020.01.021. URL: <https://linkinghub.elsevier.com/retrieve/pii/S0092867420301021> (visited on 03/29/2023).
- [3] Mark Chen et al. *Evaluating Large Language Models Trained on Code*. 2021. arXiv: 2107.03374 [cs.LG].
- [4] Yu Gu et al. “Domain-Specific Language Model Pretraining for Biomedical Natural Language Processing”. In: *ACM Transactions on Computing for Healthcare* 3.1 (Oct. 2021), pp. 1–23. DOI: 10.1145/3458754. URL: <https://doi.org/10.1145/3458754>.
- [5] Alec Radford et al. “Improving Language Understanding by Generative Pre-Training”. en. In: ().
- [6] Alec Radford et al. “Language Models are Unsupervised Multitask Learners”. In: (2019).
- [7] Tom B. Brown et al. *Language Models are Few-Shot Learners*. 2020. arXiv: 2005.14165 [cs.CL].
- [8] Long Ouyang et al. *Training language models to follow instructions with human feedback*. en. arXiv:2203.02155 [cs]. Mar. 2022. URL: <http://arxiv.org/abs/2203.02155> (visited on 03/05/2023).
- [9] OpenAI. *ChatGPT: Optimizing language models for dialogue*. 2022.
- [10] Aidan Gilson et al. “How Does ChatGPT Perform on the United States Medical Licensing Examination? The Implications of Large Language Models for Medical Education and Knowledge Assessment”. In: *JMIR Med Educ* 9 (Feb. 2023), e45312. ISSN: 2369-3762. DOI: 10.2196/45312. URL: <http://www.ncbi.nlm.nih.gov/pubmed/36753318>.
- [11] Emily M. Bender et al. “On the Dangers of Stochastic Parrots: Can Language Models Be Too Big?” In: *Proceedings of the 2021 ACM Conference on Fairness, Accountability, and Transparency*. FAccT ’21. Virtual Event, Canada: Association for Computing Machinery, 2021, pp. 610–623. ISBN: 9781450383097. DOI: 10.1145/3442188.3445922. URL: <https://doi.org/10.1145/3442188.3445922>.
- [12] Ziwei Ji et al. “Survey of Hallucination in Natural Language Generation”. In: *ACM Comput. Surv.* 55.12 (Mar. 2023). ISSN: 0360-0300. DOI: 10.1145/3571730. URL: <https://doi.org/10.1145/3571730>.
- [13] Kyle Mahowald et al. *Dissociating language and thought in large language models: a cognitive perspective*. 2023. arXiv: 2301.06627 [cs.CL].
- [14] Laura Weidinger et al. “Taxonomy of Risks posed by Language Models”. en. In: *2022 ACM Conference on Fairness, Accountability, and Transparency*. Seoul Republic of Korea: ACM, June 2022, pp. 214–229. ISBN: 978-1-4503-9352-2. DOI: 10.1145/3531146.3533088. URL: <https://dl.acm.org/doi/10.1145/3531146.3533088> (visited on 04/25/2023).
- [15] OpenAI. *GPT-4 Technical Report*. 2023. arXiv: 2303.08774 [cs.CL].
- [16] Oskar Wysocki et al. “Transformers and the Representation of Biomedical Background Knowledge”. In: *Computational Linguistics* 49.1 (Mar. 2023), pp. 73–115. ISSN: 0891-2017. DOI: 10.1162/coli_a_00462.
- [17] Mael Jullien, Marco Valentino, and Andre Freitas. “Do transformers encode a foundational ontology? Probing abstract classes in natural language”. In: *arXiv preprint arXiv:2201.10262* (2022).
- [18] Julia Rozanova et al. “Interventional Probing in High Dimensions: An NLI Case Study”. In: *arXiv preprint arXiv:2304.10346* (2023).
- [19] Hugo Touvron et al. *Llama 2: Open Foundation and Fine-Tuned Chat Models*. 2023. arXiv: 2307.09288 [cs.CL].
- [20] Joseph A. DiMasi, Henry G. Grabowski, and Ronald W. Hansen. “Innovation in the pharmaceutical industry: New estimates of R&D costs”. In: *Journal of Health Economics* 47 (2016), pp. 20–33. ISSN: 0167-6296. DOI: <https://doi.org/10.1016/j.jhealeco.2016.01.012>. URL: <https://www.sciencedirect.com/science/article/pii/S0167629616000291>.
- [21] Chi Heem Wong, Kien Wei Siah, and Andrew W Lo. “Estimation of clinical trial success rates and related parameters”. In: *Biostatistics* 20.2 (Jan. 2018), pp. 273–286. ISSN: 1465-4644. DOI: 10.1093/biostatistics/kxx069.
- [22] Erlangga Yusuf et al. “An Update on Eight “New” Antibiotics against Multidrug-Resistant Gram-Negative Bacteria”. en. In: *Journal of Clinical Medicine* 10.5 (Mar. 2021), p. 1068. ISSN: 2077-0383. DOI: 10.3390/jcm10051068. URL: <https://www.mdpi.com/2077-0383/10/5/1068> (visited on 03/29/2023).

- [23] David M. P. De Oliveira et al. “Antimicrobial Resistance in ESKAPE Pathogens”. In: *Clinical Microbiology Reviews* 33.3 (2020), e00181–19. DOI: 10.1128/CMR.00181-19. eprint: <https://journals.asm.org/doi/pdf/10.1128/CMR.00181-19>. URL: <https://journals.asm.org/doi/abs/10.1128/CMR.00181-19>.
- [24] Leo Gao et al. “The Pile: An 800GB Dataset of Diverse Text for Language Modeling”. In: *arXiv preprint arXiv:2101.00027* (2020).
- [25] BigScience. *BigScience Language Open-science Open-access Multilingual (BLOOM) Language Model*. <https://huggingface.co/bigscience/bloom/>. 2022.
- [26] Renqian Luo et al. “BioGPT: generative pre-trained transformer for biomedical text generation and mining”. In: *Briefings in Bioinformatics* 23.6 (Sept. 2022). bbac409. ISSN: 1477-4054. DOI: 10.1093/bib/bbac409. eprint: <https://academic.oup.com/bib/article-pdf/23/6/bbac409/47144271/bbac409.pdf>. URL: <https://doi.org/10.1093/bib/bbac409>.
- [27] Ross Taylor et al. “GALACTICA: A Large Language Model for Science”. In: 2022.
- [28] Thomas Wang et al. *What Language Model Architecture and Pretraining Objective Work Best for Zero-Shot Generalization?* Apr. 2022. arXiv: 2204.05832 [cs, stat]. (Visited on 11/21/2023).
- [29] Stella Biderman, Kieran Bicheno, and Leo Gao. “Datasheet for the pile”. In: *arXiv preprint arXiv:2201.07311* (2022).
- [30] Renqian Luo et al. “BioGPT: Generative Pre-trained Transformer for Biomedical Text Generation and Mining”. en. In: *Briefings in Bioinformatics* 23.6 (Nov. 2022). arXiv:2210.10341 [cs], bbac409. ISSN: 1467-5463, 1477-4054. DOI: 10.1093/bib/bbac409. URL: <http://arxiv.org/abs/2210.10341> (visited on 02/04/2023).
- [31] Dan Hendrycks and Kevin Gimpel. *Gaussian Error Linear Units (GELUs)*. 2020. arXiv: 1606.08415 [cs.LG].
- [32] Aakanksha Chowdhery et al. *PaLM: Scaling Language Modeling with Pathways*. 2022. arXiv: 2204.02311 [cs.CL].
- [33] Rico Sennrich, Barry Haddow, and Alexandra Birch. “Neural Machine Translation of Rare Words with Subword Units”. In: *Proceedings of the 54th Annual Meeting of the Association for Computational Linguistics (Volume 1: Long Papers)*. Berlin, Germany: Association for Computational Linguistics, Aug. 2016, pp. 1715–1725. DOI: 10.18653/v1/P16-1162. URL: <https://aclanthology.org/P16-1162>.
- [34] Asli Celikyilmaz, Elizabeth Clark, and Jianfeng Gao. *Evaluation of Text Generation: A Survey*. arXiv:2006.14799 [cs]. May 2021. DOI: 10.48550/arXiv.2006.14799. URL: <http://arxiv.org/abs/2006.14799> (visited on 05/03/2023).
- [35] Yongqiang Ma et al. “AI vs. Human - Differentiation Analysis of Scientific Content Generation”. en. In: ().
- [36] Pei Ke et al. *CTRLEval: An Unsupervised Reference-Free Metric for Evaluating Controlled Text Generation*. en. arXiv:2204.00862 [cs]. Dec. 2022. URL: <http://arxiv.org/abs/2204.00862> (visited on 05/03/2023).
- [37] Ari Holtzman et al. *The Curious Case of Neural Text Degeneration*. en. arXiv:1904.09751 [cs]. Feb. 2020. URL: <http://arxiv.org/abs/1904.09751> (visited on 05/03/2023).
- [38] Joshua Maynez et al. *On Faithfulness and Factuality in Abstractive Summarization*. arXiv:2005.00661 [cs]. May 2020. DOI: 10.48550/arXiv.2005.00661. URL: <http://arxiv.org/abs/2005.00661> (visited on 05/03/2023).
- [39] Fabio Petroni et al. *How Context Affects Language Models’ Factual Predictions*. 2020. arXiv: 2005.04611 [cs.CL].
- [40] Bitá Mousavi et al. “Aspergillus species in indoor environments and their possible occupational and public health hazards”. In: *Current Medical Mycology* 2.1 (Mar. 2016), pp. 36–42. ISSN: 2423-3439, 2423-3420. DOI: 10.18869/acadpub.cmm.2.1.36. URL: <http://cmm.mazums.ac.ir/article-1-101-en.html> (visited on 04/11/2023).
- [41] Yongchao Zhou et al. *Large Language Models Are Human-Level Prompt Engineers*. 2023. arXiv: 2211.01910 [cs.LG].
- [42] Fang Wang et al. “Fungal names: a comprehensive nomenclatural repository and knowledge base for fungal taxonomy”. In: *Nucleic Acids Research* 51.D1 (Oct. 2022), pp. D708–D716. ISSN: 0305-1048. DOI: 10.1093/nar/gkac926. eprint: <https://academic.oup.com/nar/article-pdf/51/D1/D708/48441205/gkac926.pdf>. URL: <https://doi.org/10.1093/nar/gkac926>.
- [43] Thomas A. Richards, Guy Leonard, and Jeremy G. Wideman. “What Defines the “Kingdom” Fungi?” In: *Microbiology Spectrum* 5.3 (2017), p. 5.3.23. DOI: 10.1128/microbiolspec.FUNK-0044-2017. eprint: <https://journals.asm.org/doi/pdf/10.1128/microbiolspec.FUNK-0044-2017>. URL: <https://journals.asm.org/doi/abs/10.1128/microbiolspec.FUNK-0044-2017>.
- [44] M Catherine Aime et al. “How to publish a new fungal species, or name, version 3.0”. In: *IMA fungus* 12 (2021), pp. 1–15.

- [45] Nick J Turland et al. *International Code of Nomenclature for algae, fungi, and plants (Shenzhen Code) adopted by the Nineteenth International Botanical Congress Shenzhen, China, July 2017*. Koeltz botanical books, 2018.
- [46] Robert Lücking et al. “Unambiguous identification of fungi: where do we stand and how accurate and precise is fungal DNA barcoding?” In: *IMA fungus* 11.1 (2020), p. 14.
- [47] Fabio Petroni et al. *Language Models as Knowledge Bases?* arXiv:1909.01066 [cs]. Sept. 2019. DOI: 10.48550/arXiv.1909.01066. URL: <http://arxiv.org/abs/1909.01066> (visited on 01/12/2023).
- [48] Boxi Cao et al. “Can Prompt Probe Pretrained Language Models? Understanding the Invisible Risks from a Causal View”. en. In: *Proceedings of the 60th Annual Meeting of the Association for Computational Linguistics (Volume 1: Long Papers)*. Dublin, Ireland: Association for Computational Linguistics, 2022, pp. 5796–5808. DOI: 10.18653/v1/2022.acl-long.398. URL: <https://aclanthology.org/2022.acl-long.398> (visited on 03/05/2023).
- [49] Zhengbao Jiang et al. *How Can We Know What Language Models Know?* arXiv:1911.12543 [cs]. May 2020. URL: <http://arxiv.org/abs/1911.12543> (visited on 01/06/2023).
- [50] Zied Bouraoui, Jose Camacho-Collados, and Steven Schockaert. *Inducing Relational Knowledge from BERT*. 2019. DOI: 10.48550/ARXIV.1911.12753. URL: <https://arxiv.org/abs/1911.12753>.
- [51] Adi Haviv, Jonathan Berant, and Amir Globerson. *BERTese: Learning to Speak to BERT*. 2021. DOI: 10.48550/ARXIV.2103.05327. URL: <https://arxiv.org/abs/2103.05327>.
- [52] Taylor Shin et al. *AutoPrompt: Eliciting Knowledge from Language Models with Automatically Generated Prompts*. 2020. DOI: 10.48550/ARXIV.2010.15980. URL: <https://arxiv.org/abs/2010.15980>.
- [53] Zexuan Zhong, Dan Friedman, and Danqi Chen. *Factual Probing Is [MASK]: Learning vs. Learning to Recall*. 2021. DOI: 10.48550/ARXIV.2104.05240. URL: <https://arxiv.org/abs/2104.05240>.
- [54] Leandra Fichtel, Jan-Christoph Kalo, and Wolf-Tilo Balke. “Prompt Tuning or Fine-Tuning - Investigating Relational Knowledge in Pre-Trained Language Models”. en. In: ().
- [55] Mael Jullien et al. “SemEval-2023 Task 7: Multi-Evidence Natural Language Inference for Clinical Trial Data”. In: *Proceedings of the 17th International Workshop on Semantic Evaluation*. 2023.
- [56] Mujeen Sung et al. *Can Language Models be Biomedical Knowledge Bases?* arXiv:2109.07154 [cs]. Sept. 2021. URL: <http://arxiv.org/abs/2109.07154> (visited on 01/12/2023).
- [57] Jan-Christoph Kalo and Leandra Fichtel. “KAMEL : Knowledge Analysis with Multitoken Entities in Language Models”. en. In: ().
- [58] Chenglei Si et al. *Prompting GPT-3 To Be Reliable*. arXiv:2210.09150 [cs]. Feb. 2023. DOI: 10.48550/arXiv.2210.09150. URL: <http://arxiv.org/abs/2210.09150> (visited on 05/08/2023).
- [59] Alex Mallen et al. “When Not to Trust Language Models: Investigating Effectiveness and Limitations of Parametric and Non-Parametric Memories”. en. In: ().
- [60] Simon Razniewski et al. *Language Models As or For Knowledge Bases*. en. arXiv:2110.04888 [cs]. Oct. 2021. URL: <http://arxiv.org/abs/2110.04888> (visited on 03/05/2023).
- [61] Alex Howard, William Hope, and Alessandro Gerada. “ChatGPT and antimicrobial advice: the end of the consulting infection doctor?” en. In: *The Lancet Infectious Diseases* 23.4 (Apr. 2023), pp. 405–406. ISSN: 14733099. DOI: 10.1016/S1473-3099(23)00113-5. URL: <https://linkinghub.elsevier.com/retrieve/pii/S1473309923001135> (visited on 05/08/2023).
- [62] Jianning Li et al. “ChatGPT in Healthcare: A Taxonomy and Systematic Review”. In: *medRxiv* (2023). DOI: 10.1101/2023.03.30.23287899. eprint: <https://www.medrxiv.org/content/early/2023/03/30/2023.03.30.23287899.full.pdf>. URL: <https://www.medrxiv.org/content/early/2023/03/30/2023.03.30.23287899>.
- [63] Jing Wang et al. “Systematic Evaluation of Research Progress on Natural Language Processing in Medicine Over the Past 20 Years: Bibliometric Study on PubMed”. In: *J Med Internet Res* 22.1 (Jan. 2020), e16816. ISSN: 1438-8871. DOI: 10.2196/16816. URL: <http://www.ncbi.nlm.nih.gov/pubmed/32012074>.
- [64] Harsha Nori et al. “Capabilities of GPT-4 on Medical Challenge Problems”. In: (2023). arXiv: 2303.13375 [cs.CL].
- [65] Tony Z. Zhao et al. *Calibrate Before Use: Improving Few-Shot Performance of Language Models*. June 2021. arXiv: 2102.09690 [cs]. (Visited on 11/18/2023).
- [66] Nora Kassner, Benno Krojer, and Hinrich Schütze. “Are Pretrained Language Models Symbolic Reasoners over Knowledge?” In: *Proceedings of the 24th Conference on Computational Natural Language Learning*. Online: Association for Computational Linguistics, 2020, pp. 552–564. DOI: 10.18653/v1/2020.conll-1.45. (Visited on 11/18/2023).
- [67] Nikhil Kandpal et al. *Large Language Models Struggle to Learn Long-Tail Knowledge*. July 2023. arXiv: 2211.08411 [cs]. (Visited on 11/18/2023).

- [68] Cheongwoong Kang and Jaesik Choi. *Impact of Co-occurrence on Factual Knowledge of Large Language Models*. Oct. 2023. arXiv: 2310.08256 [cs]. (Visited on 11/18/2023).
- [69] Yasaman Razeghi et al. “Impact of Pretraining Term Frequencies on Few-Shot Numerical Reasoning”. In: *Findings of the Association for Computational Linguistics: EMNLP 2022*. Abu Dhabi, United Arab Emirates: Association for Computational Linguistics, 2022, pp. 840–854. DOI: 10.18653/v1/2022.findings-emnlp.59. (Visited on 11/18/2023).
- [70] Stella Biderman et al. *Emergent and Predictable Memorization in Large Language Models*. May 2023. arXiv: 2304.11158 [cs]. (Visited on 11/18/2023).
- [71] Alethea Power et al. *Grokking: Generalization Beyond Overfitting on Small Algorithmic Datasets*. Jan. 2022. arXiv: 2201.02177 [cs]. (Visited on 11/18/2023).
- [72] Kushal Tirumala et al. *Memorization Without Overfitting: Analyzing the Training Dynamics of Large Language Models*. Nov. 2022. arXiv: 2205.10770 [cs]. (Visited on 11/18/2023).
- [73] Dingmin Wang et al. “Retrieve What You Need: A Mutual Learning Framework for Open-domain Question Answering”. In: ()
- [74] Maxime Delmas, Magdalena Wysocka, and André Freitas. *Relation Extraction in Underexplored Biomedical Domains: A Diversity-Optimised Sampling and Synthetic Data Generation Approach*. Nov. 2023. arXiv: 2311.06364 [cs]. (Visited on 11/18/2023).

Supplementary Information

Supplementary Tables

Table S.1: The dataset for the experiments contains ten chemical compounds (chem name): five with (antibiotic activity = 1) and five without antibiotic activity (antibiotic activity = 0). For each relation of a selected chemical compound with a fungus (fungi name) there is a number of references (nb ref) describing the relation based on PubChem.

fungi id	fungi name <i>entity 2</i>	family name	pubchem id	chem name <i>entity 1</i>	antibiotic activity 0/1	nb ref	Publication year of the latest reference
211776	Aspergillus fumigatus	<i>Aspergillaceae</i>	403923	Fumitremorgin C	0	10	2015
119834	Alternaria alternata	<i>Pleosporaceae</i>	5359485	Alternariol	0	9	2012
148413	Ganoderma lucidum	<i>Polyporaceae</i>	444679	Ergosterol	0	6	2009
100745	Ganoderma australe	<i>Polyporaceae</i>	444679	Ergosterol	0	3	2004
119872	Ganoderma applanatum	<i>Polyporaceae</i>	444679	Ergosterol	0	3	2014
504340	Ophiocordyceps sinensis	<i>Ophiocordycipitaceae</i>	444679	Ergosterol	0	3	2018
182069	Aspergillus nidulans	<i>Aspergillaceae</i>	444679	Ergosterol	0	3	2009
298052	Gymnopilus spectabilis	<i>Strophariaceae</i>	444679	Ergosterol	0	2	2005
250886	Phaeolepiota aurea	<i>Agaricaceae</i>	444679	Ergosterol	0	2	1991
315778	Hypsizygus marmoreus	<i>Agaricaceae</i>	444679	Ergosterol	0	2	2006
236989	Monilinia fructicola	<i>Sclerotiniaceae</i>	121225493	(+)-Chloromonilicin	0	2	2011
247956	Penicillium aurantiogriseum	<i>Aspergillaceae</i>	10892066	Conidiogenone	0	2	2003
257047	Cephalosporium aphidicola	<i>Cordycipitaceae</i>	457964	Aphidicolin	1	10	2004
303853	Pleospora betae	<i>Pleosporaceae</i>	457964	Aphidicolin	1	5	2018
337192	Pleospora bjoerlingii	<i>Neocamarosporiaceae</i>	457964	Aphidicolin	1	5	2016
284309	Aspergillus niger	<i>Aspergillaceae</i>	5748546	Flavasperone	1	6	2004
815927	Albifimbria verrucaria	<i>Stachybotryaceae</i>	6326658	Verrucarin A	1	5	2012
815989	Paramyrothecium roridum	<i>Stachybotryaceae</i>	6326658	Verrucarin A	1	3	2019
245274	Myrothecium verrucaria	<i>Stachybotryaceae</i>	6326658	Verrucarin A	1	2	2012
283055	Dendrodochium toxicum	<i>Bionectriaceae</i>	6326658	Verrucarin A	1	2	2004
360246	Tapinella atrotomentosa	<i>Tapinellaceae</i>	99148	Atromentin	1	2	2007
340026	Thelephora aurantiotincta	<i>Thelephoraceae</i>	99148	Atromentin	1	2	2005
504278	Ophiocordyceps heteropoda	<i>Ophiocordycipitaceae</i>	6438394	Myriocin	1	2	2009

Table S.2: Examples of generated text for selected models, selected compounds as input, and selected prompts. In the 'Comment' column there are correct answers or comments by the authors referring to semantic coherence or factuality of generated text.

Model	Input	Prompt	Generated Text	Comment	STEP 2 Factuality
BioGPT	Aphidicolin	{entity 1} is	Aphidicolin is a potent inhibitor of DNA polymerase alpha and beta, but not of DNA polymerase gamma.	Aphidicolin is a potent inhibitor of both host cell DNA polymerase alpha and herpes simplex virus (HSV)-induced DNA polymerases but has no effect on DNA polymerases beta and gamma of host cells. [ref]	0
	Ergosterol	{entity 1} is	Ergosterol is a natural product that has been shown to have a wide range of biological activities.	General description which was repeated by the model several times.	1
	Aphidicolin	{entity 1} is a compound	Aphidicolin is a compound that inhibits DNA replication by inhibiting the enzyme DNA polymerase alpha.		1
	Aphidicolin	{entity 1} is a substance	Aphidicolin is a substance that inhibits DNA replication by blocking the replicative DNA polymerase.		1
	Flavasperone	{entity 1} is a compound	Flavasperone is a compound with a wide range of pharmacological properties.	General description which was repeated by the model several times.	1
	Verrucarin A	{entity 1} is a compound	Verrucarin A is a compound with a unique structure and a unique mechanism of action.	General description which was repeated by the model several times.	0
	Fumitremorgin C	{entity 1} is a compound	Fumitremorgin C is a compound with a unique structure and a unique mode of action.	General description which was repeated by the model several times.	0
	Alternariol	{entity 1} is a compound	Alternariol is a compound with a wide range of biological activities.	General description which was repeated by the model several times.	1
	Fumitremorgin C	{entity 1} is a substance	Fumitremorgin C is a substance that is produced by the fungus <i>Aspergillus terreus</i> .	Fumitremorgin C is not produced by the fungus <i>Aspergillus terreus</i> .	0
	Ergosterol	{entity 1} is a substance	Ergosterol is a substance that is produced by the fungus <i>Ergoderma lucidum</i> .	Model generates new name of fungus. There is no <i>Ganoderma lucidum</i> in the literature. [ref]	0
	Conidiogenone	{entity 1} is a substance	Conidiogenone is a substance isolated from the fungus <i>Aspergillus versicolor</i> .	Conidiogenone is not isolated from the fungus <i>Aspergillus versicolor</i> .	0
	(+)-Chloromonilicin	{entity 1} is a substance	(+)-Chloromonilicin is a substance that inhibits the growth of the fungus <i>Fusarium oxysporum</i> f.	(+)-Chloromonilicin doesn't inhibit the growth of the fungus <i>Fusarium oxysporum</i> f.	0
Verrucarin A	{entity 1} is a substance	Verrucarin A is a substance that is produced by the fungus <i>Aspergillus versicolor</i> .	Verrucarin A is not produced by the fungus <i>Aspergillus versicolor</i> .	0	
BioGPT-Large	(+)-Chloromonilicin	{entity 1} is	(+)-Chloromonilicin is a new antibiotic produced by a strain of <i>Streptomyces</i> . It is active against Gram-positive bacteria and fungi. The structure of (+)-chloromon	Chloromonilicin is a natural product found in <i>Alternaria sonchi</i> and <i>Monilinia fructicola</i> .	0
ChatGPT	Aphidicolin	{entity 1}	Aphidicolin is a naturally occurring compound that was originally isolated from the fungus <i>Cephalosporium aphidicola</i> . It is a potent inhibitor of DNA synthesis and is commonly used as a research tool to study DNA replication.		
			Aphidicolin inhibits the activity of DNA polymerases, which are the enzymes responsible for synthesizing new DNA strands during DNA replication. By blocking this process, aphidicolin prevents cells from dividing and proliferating. This makes it useful for studying the effects of DNA replication inhibition on cellular processes such as DNA repair, cell cycle progression, and gene expression.		1
	Aphidicolin	{entity 1} is	Aphidicolin has also been investigated as a potential anti-cancer agent, as many cancer cells rely on rapid DNA replication to support their growth and survival. However, its clinical use has been limited by its toxicity and side effects.		
			Overall, aphidicolin is a valuable research tool for studying DNA replication and has potential applications in cancer treatment, but further research is needed to better understand its mechanisms of action and potential therapeutic uses. Aphidicolin is a naturally occurring compound that is commonly used as a research tool to study DNA replication. It is a potent inhibitor of DNA synthesis and works by blocking the activity of DNA polymerases, which are the enzymes responsible for synthesizing new DNA strands during DNA replication. By inhibiting DNA replication, aphidicolin prevents cells from dividing and proliferating, making it useful for studying the effects of DNA replication inhibition on cellular processes such as DNA repair, cell cycle progression, and gene expression. Aphidicolin has also been investigated as a potential anti-cancer agent, but its clinical use has been limited by its toxicity and side effects.		1
Aphidicolin	{entity 1} is a compound	Yes, aphidicolin is a compound. It is a naturally occurring tetracyclic diterpene, which means it is a type of organic molecule made up of four fused rings and derived from the isoprene unit. The chemical structure of aphidicolin consists of 18 carbon atoms, 28 hydrogen atoms, and 2 oxygen atoms.	The chemical formula was incorrect	0	
Aphidicolin	{entity 1} is a substance	Yes, aphidicolin is a substance. It is a naturally occurring organic compound that is found in certain fungi, including <i>Cephalosporium aphidicola</i> . It can also be synthesized chemically in the laboratory. As a substance, aphidicolin is used as a research tool to study DNA replication and as a potential anti-cancer agent, although its clinical use has been limited due to its toxicity and side effects.		1	

Table S.3: Examples of generated text for selected input: chemical compound *Myriocin* and a simple prompt: '**{entity 1}**' (for Galactica: What is the **{entity 1}**?) for all ten models analyzed in the paper. Factuality of generated text are provided for all generated responses.

Model	Generated Text	STEP 2 Factuality
GPT-2	Myriocin →(Kaihuil) In this series, we see the relationship between three main protagonists, Kaihua, Kihua and I	0
GPT-3	Myriocin is an antifungal drug used to treat fungal infections. It is derived from the fungus Streptomyces myriocin, and is used to treat a variety of fungal infections, including Candida	1
gpt-neo	Myriocin	0
bloom	Myriocin ÈäöËÇøÁð\$Ëçø ÈäöËÇøÁð\$Ëçø ÈäöËÇøÁð\$Ëçø ÈäöËÇøÁð\$Ëçø ÈäöËÇøÁð\$Ëçø ÈäöËÇøÁð\$Ëçø ÈäöËÇøÁð\$Ëçø ÈäöËÇøÁð\$Ëçø ÈäöËÇøÁð\$Ëçø ÈäöËÇøÁð\$Ëçø	0
BioGPT	Myriocin , a novel peptide from the venom of the scorpion Leiurus quinquestratus hebraeus.	0
BioGPT-large	Myriocin , a specific inhibitor of serine palmitoyltransferase, was used to inhibit de novo sphingolipid synthesis. The results showed that myriocin treatment significantly reduced the levels of	1
Galactica	Question: What is the Myriocin ? Answer: Myriocin	0
ChatGPT	Myriocin is a natural product and a type of mycotoxin that is produced by several species of fungi, including Isaria sinclairii and Myriococcum albomyces. It was first isolated from the fungus Myriococcum albomyces in 1994. Myriocin is also known as thermozymocidin, ISP-1 or Penicillium mycotoxin, and it has been shown to have a range of biological activities. Myriocin is a potent inhibitor of serine palmitoyltransferase, which is an enzyme involved in the synthesis of sphingolipids. Sphingolipids are important structural components of cell membranes and play a role in signaling pathways. By inhibiting serine palmitoyltransferase, Myriocin disrupts sphingolipid synthesis, which can lead to apoptosis (programmed cell death) in certain cells. Myriocin has been studied for its potential use as a therapeutic agent for a variety of conditions, including cancer, inflammation, and autoimmune diseases. It has also been investigated for its potential as an immunosuppressive agent in the treatment of organ transplantation and autoimmune diseases. Additionally, Myriocin has been found to exhibit antifungal and antiparasitic activity.	1
GPT-4	Myriocin, also known as ISP-1 or thermozymocidin, is a naturally occurring compound with potent immunosuppressive and antifungal properties. It is derived from the fungus Mycelia sterilia, specifically the Isaria sinclairii species. Myriocin is a structural analog of sphingosine, a component of sphingolipids, which are essential components of cell membranes in eukaryotes. Myriocin acts by inhibiting serine palmitoyltransferase (SPT), a key enzyme in the de novo biosynthesis of sphingolipids. This inhibition disrupts the synthesis of sphingolipids, leading to alterations in cell membrane structure and function. Consequently, myriocin has the potential to suppress various immune responses and limit the growth of certain fungal pathogens.	1
Llama 2-7B	is a new antibiotic that has been developed to treat bacterial infections. It is effective against many types of bacteria, including those that are resistant to other antibiotics. Myriocin works by interfering with the bacteria, Åôs ability to make proteins. This prevents the bacteria from growing and multiplying, which eventually kills them. Myriocin is available in both oral and intravenous forms.	0
Llama 2-13B	is a natural product isolated from the marine sponge Mycale hentscheli. It has been shown to have antitumor activity in vitro and in vivo, but its mechanism of action remains unknown. In this study, we investigated the effect of myriocin on cell cycle progression and apoptosis in human breast cancer cells.	0
Llama 2-70B	(CAS 10238-79-6) World Market Report 2019 aims at providing comprehensive data on myriocin market globally and regionally (Europe, Asia, North America, Latin America etc.). The report includes myriocin description, covers its application areas, manufacturing methods, patterns. It captures myriocin market trends, pays close attention to myriocin manufacturers and names suppliers. Furthermore, myriocin prices in regional markets can be found in the report with regards to countries and companies. In addition to the above the report determines myriocin consumers. 3. MYRIOCIN MARKET WORLDWIDE. MANUFACTURERS AND SUPPLIERS OF MYRIOCIN (INCLUDING CONTACT DETAILS).	0

Table S.4: Generated fungus name in Task 2: *chemical-fungus relation determination via entity generation task for one chemical compound Alternariol for 11 prompts (P8-P18)* (for Galactica model only P19 prompt). Fungus names that are generated correctly in bold.

Prompt	GPT-2	GPT-3	GPT-neo	Bloom	BioGPT	BioGPT-Large	Galactica	ChatGPT	GPT-4	Llama 2-7B	Llama 2-13B	Llama 2-70B
Question: Which fungus produces Alternariol ?	X	X	X	X	X	X	Alternaria	X	X	X	X	X
Alternariol is produced by		Alternaria alternata			Alternaria alternata	Phomopsis amygdali	X	Alternaria	Alternaria alternata , A. tenuissina , A. mali	<i>Amantia phalloides</i> , <i>A. phalloides</i> var. <i>virosa</i>	Alternaria alternata , A. arborescens , A. brassicicola , A. carotae , A. clausi , A. longipes , A. radicina , A. tenuissina , A. triticina , A. zinniae	Alternaria alternata
Alternariol is produced by the fungus		Alternaria alternata		<i>Penicillium acnes</i>	Alternaria alternata	Phomopsis amygdali	X	Alternaria	Alternaria alternata , A. tenuissina		Alternaria alternata	Alternaria alternata
Alternariol is produced by fungi		Alternaria , Fusarium , Penicillium	<i>Ascomycota</i> : <i>Tremellomycetes</i>				X	Alternaria	Alternaria alternata , A. tenuissina , A. infectoria	Alternaria	Alternaria	Alternaria
Alternariol is produced by fungi, such as		Alternaria	Aspergillus		Alternaria alternata	Alternaria alternata	X	Alternaria alternata , A. tenuissina , A. infectoria	Alternaria alternata , A. tenuissina , A. infectoria	<i>Penicillium verrucosum</i> , <i>Aspergillus versicolor</i>	Alternaria alternata , A. tenuissina	Alternaria alternata
Alternariol is isolated from		Alternaria				Phomopsis amygdali	X	Alternaria	Alternaria	Alternaria	Alternaria alternata , A. tenuissina	Alternaria alternata , Aspergillus pullulans
Alternariol originally isolated from		Alternaria alternata	Aspergillus terreus		Alternaria alternata	Piletilinus finitus	X	Alternaria tenuissina	Alternaria alternata	Alternaria alternata	Alternaria alternata	Alternaria
Alternariol is isolated from the fungus		Alternaria alternata			Alternaria alternata	Phomopsis amygdali	X	Alternaria	Alternaria tenuissina	Alternaria alternata	Alternaria alternata	Alternaria alternata
Alternariol is isolated from fungi					Alternaria		X	Alternaria	Alternaria alternata , A. tenuissina	<i>Penicillium verrucosum</i> , <i>Aspergillus niger</i>	Alternaria alternata , A. arborescens , A. brassicicola , A. carotae , A. clausi , A. eres , A. fenwicki , A. lowensis , A. longipes , A. mali , A. mirabilis , A. radicina , A. tenuissina , A. triticina	Alternaria
Alternariol is isolated from fungi, such as		Alternaria alternata , A. tenuissina , A. solani			Alternaria alternata	Phomopsis	X	Alternaria alternata , A. tenuissina , A. infectoria	Alternaria alternata , A. solani , A. tenuissina	<i>Penicillium verrucosum</i> , <i>Aspergillus niger</i>	Alternaria	Alternaria alternata
Alternariol is a natural product found in					Alternaria alternata	Phomopsis	X	Alternaria	Alternaria		Alternaria alternata	Alternaria
Alternariol is a natural chemical compound found in							X	Alternaria	Alternaria		Alternaria alternata	Alternaria

Table S.5: Performance in the Task 2: *chemical-fungus relation determination via entity generation* task. Evaluation according to the framework (see Figure 3). 10 chemicals, 11 prompts (P8-P18) (for Galactica only P19 prompt), 110 outputs per model in total (for Galactica 10 outputs). Analysis of the occurrence of the most common fungus in chemical compound-fungus relation *Aspergillus* sin tested prompts.

Model	Occurrence of any fungus name in the answer / tested prompts	Occurrence of <i>Aspergillus</i> in the answer / occurrence of any fungus name in the the answer	Factual occurrence of <i>Aspergillus</i> in the answer / occurrence of fungus name in the answer	Factual occurrence of <i>Aspergillus</i> in the answer / occurrence of <i>Aspergillus</i> in the answer
GPT-2	0/110 (0)	0/0 (0)	0/0 (0)	0/0 (0)
GPT-3	56/110 (51)	21/56 (37.5)	14/56 (25)	14/21 (66.7)
GPT-neo	28/110 (25.5)	11/28 (39.3)	4/28 (14.3)	4/11 (36.4)
Bloom	12/110 (11)	3/12 (25)	2/12 (16.7)	2/3 (66.7)
BioGPT	57/110 (51.8)	45/57 (78.9)	13/57 (22.8)	13/45 (28.9)
BioGPT-large	74/110 (67.3)	20/74 (27)	13/74 (17.6)	13/20 (65)
Galactica*	8/10 (80)	7/8 (87.5)	5/8 (62.5)	5/7 (71.4)
ChatGPT	101/110 (91.8)	21/101 (20.8)	12/101 (11.9)	12/21 (57.1)
GPT-4	77/110 (70)	21/77 (27.3)	15/77 (19.5)	15/21 (71.4)
Llama 2-7B	36/110 (32.7)	6/36 (16.7)	0/36 (0)	0/6 (0)
Llama 2-13B	49/110 (44.5)	11/49 (22.5)	1/49 (2)	1/11 (9.1)
Llama 2-70B	62/110 (56.4)	17/62 (27.4)	7/62 (11.3)	7/17 (41.2)

Table S.6: Generated fungus name in Task 2: *chemical-fungus relation determination via entity generation task for one chemical compound Verrucarín A for 11 prompts (P8-P18)* (for Galactica model only P19 prompt). Fungus names that are generated correctly in bold.

Prompt	GPT-2	GPT-3	GPT4o	Bloom	BioGPT	BioGPT-Large	Galactica	ChatGPT	GPT-4	Llama 2-7B	Llama 2-13B	Llama 2-70B
Question: Which fungus produces Verrucarín A ?	X	X	X	X	X	X	Galactica	X	X	X	X	X
Verrucarín A is produced by		<i>Verrucaria nigrescens</i>	<i>Verrucaria nigrescens</i>		<i>Aspergillus niger</i>	<i>Penicillium verrucosum</i>	<i>Aspergillus</i>	<i>Myrothecium verrucaria</i>	<i>Myrothecium verrucaria</i>	<i>Penicillium verrucosum</i> , <i>Aspergillus niger</i>	X	<i>Verrucaria</i>
Verrucarín A is produced by the fungus		<i>Verrucaria nigrescens</i>	<i>Verrucaria nigrescens</i>		<i>Aspergillus niger</i>	<i>Penicillium verrucosum</i>	X	<i>Myrothecium verrucaria</i>	<i>Myrothecium verrucaria</i>	<i>Penicillium verrucosum</i> , <i>Aspergillus niger</i>	X	<i>Verrucaria</i>
Verrucarín A is produced by fungi		<i>Verrucaria</i>	<i>Verrucaria</i>	<i>Neurospora crassa</i>	<i>Aspergillus niger</i>	<i>Penicillium</i>	X	<i>Myrothecium verrucaria</i>	<i>Myrothecium verrucaria</i>	<i>Penicillium verrucosum</i> , <i>Aspergillus niger</i>	X	<i>Verrucaria</i>
Verrucarín A is produced by fungi, such as		<i>Verrucaria nigrescens</i>	<i>Verrucaria nigrescens</i>	<i>Neurospora crassa</i>	<i>Aspergillus niger</i>	<i>Penicillium</i>	X	<i>Myrothecium verrucaria</i>	<i>Myrothecium verrucaria</i>	<i>Penicillium verrucosum</i> , <i>Aspergillus niger</i>	X	<i>Verrucaria</i>
Verrucarín A is isolated from		<i>Verrucaria nigrescens</i>	<i>Verrucaria nigrescens</i>	<i>Neurospora crassa</i>	<i>Aspergillus niger</i>	<i>Penicillium</i>	X	<i>Myrothecium verrucaria</i>	<i>Myrothecium verrucaria</i>	<i>Penicillium verrucosum</i> , <i>Aspergillus niger</i>	X	<i>Verrucaria</i>
Verrucarín A originally isolated from		<i>Verrucaria nigrescens</i>	<i>Verrucaria nigrescens</i>	<i>Neurospora crassa</i>	<i>Aspergillus niger</i>	<i>Penicillium</i>	X	<i>Myrothecium verrucaria</i>	<i>Myrothecium verrucaria</i>	<i>Penicillium verrucosum</i> , <i>Aspergillus niger</i>	X	<i>Verrucaria</i>
Verrucarín A is isolated from fungus		<i>Verrucaria</i>	<i>Verrucaria</i>	<i>Neurospora crassa</i>	<i>Aspergillus niger</i>	<i>Penicillium</i>	X	<i>Myrothecium verrucaria</i>	<i>Myrothecium verrucaria</i>	<i>Penicillium verrucosum</i> , <i>Aspergillus niger</i>	X	<i>Verrucaria</i>
Verrucarín A is isolated from fungi		<i>Verrucaria</i>	<i>Verrucaria</i>	<i>Neurospora crassa</i>	<i>Aspergillus niger</i>	<i>Penicillium</i>	X	<i>Myrothecium verrucaria</i>	<i>Myrothecium verrucaria</i>	<i>Penicillium verrucosum</i> , <i>Aspergillus niger</i>	X	<i>Verrucaria</i>
Verrucarín A is isolated from fungi, such as		<i>Verrucaria maura</i>	<i>Verrucaria maura</i>	<i>Neurospora crassa</i>	<i>Aspergillus niger</i>	<i>Penicillium</i>	X	<i>Myrothecium verrucaria</i>	<i>Myrothecium verrucaria</i>	<i>Penicillium verrucosum</i> , <i>Aspergillus niger</i>	X	<i>Verrucaria</i>
Verrucarín A is isolated from fungi, such as		<i>Verrucaria maura</i>	<i>Verrucaria maura</i>	<i>Neurospora crassa</i>	<i>Aspergillus niger</i>	<i>Penicillium</i>	X	<i>Myrothecium verrucaria</i>	<i>Myrothecium verrucaria</i>	<i>Penicillium verrucosum</i> , <i>Aspergillus niger</i>	X	<i>Verrucaria</i>
Verrucarín A is a natural product found in		<i>Verrucaria</i>	<i>Verrucaria</i>	<i>Neurospora crassa</i>	<i>Aspergillus niger</i>	<i>Penicillium</i>	X	<i>Myrothecium verrucaria</i>	<i>Myrothecium verrucaria</i>	<i>Penicillium verrucosum</i> , <i>Aspergillus niger</i>	X	<i>Verrucaria</i>
Verrucarín A is a natural chemical compound found in		<i>Verrucaria</i>	<i>Verrucaria</i>	<i>Neurospora crassa</i>	<i>Aspergillus niger</i>	<i>Penicillium</i>	X	<i>Myrothecium verrucaria</i>	<i>Myrothecium verrucaria</i>	<i>Penicillium verrucosum</i> , <i>Aspergillus niger</i>	X	<i>Verrucaria</i>

Table S.7: Generated fungus name in Task 2: *chemical-fungus relation determination via entity generation task* for one chemical compound *Ergosterol* for 11 prompts (P8-P18) (for Galactica model only P19 prompt). Fungus names that are generated correctly in bold.

Prompt	GPT-2	GPT-3	GPT-neo	Bloom	BioGPT	BioGPT-Large	Galactica	ChatGPT	GPT-4	Llama 2-7B	Llama 2-13B	Llama 2-70B
Question: Which fungus produces Ergosterol?	X	X	X	X	X	X	<i>Aspergillus</i>	X	X	X	X	X
Ergosterol is produced by					<i>Aspergillus terreus</i>	<i>Ganoderma lucidum</i>	X					
Ergosterol is produced by the fungus		<i>Saccharomyces cerevisiae</i>	<i>Aspergillus nidulans</i>	<i>Aspergillus niger</i>	<i>Aspergillus terreus</i>	<i>Ganoderma lucidum</i>	X					
Ergosterol is produced by fungi					<i>Aspergillus terreus</i>	<i>Ganoderma lucidum</i>	X					
Ergosterol is produced by fungi, such as			<i>Emericella</i>		<i>Aspergillus terreus</i>	<i>Ganoderma lucidum</i>	X	<i>Aspergillus, Penicillium, Fusarium</i>				
Ergosterol is isolated from						<i>Ganoderma lucidum</i>	X					
Ergosterol originally isolated from						<i>Ganoderma lucidum</i>	X					
Ergosterol is isolated from the fungus				<i>Penicillium expansum</i>	<i>Aspergillus terreus</i>	<i>Ganoderma lucidum</i>	X	<i>Claviceps purpurea</i>				
Ergosterol is isolated from fungi					<i>Aspergillus</i>	<i>Ganoderma lucidum</i>	X	<i>Claviceps purpurea</i>				
Ergosterol is isolated from fungi, such as					<i>Aspergillus terreus</i>	<i>Ganoderma lucidum</i>	X	<i>Candida albicans, Aspergillus fumigatus, Saccharomyces cerevisiae, Penicillium chrysogenum</i>				<i>Cordyceps sinensis</i>
Ergosterol is a natural product found in						<i>Ganoderma lucidum</i>	X					
Ergosterol is a natural chemical compound found in						<i>Ganoderma applanatum, Ganoderma neojaponicum</i>	X					
							X					
							X					