

Learning a Structural Causal Model for Intuition Reasoning in Conversation

Hang Chen, Bingyu Liao, Jing Luo, Wenjing Zhu, Xinyu Yang

Abstract—Reasoning, a crucial aspect of NLP research, has not been adequately addressed by prevailing models including Large Language Model. Conversation reasoning, as a critical component of it, remains largely unexplored due to the absence of a well-designed cognitive model. In this paper, inspired by intuition theory on conversation cognition, we develop a conversation cognitive model (CCM) that explains how each utterance receives and activates channels of information recursively. Besides, we algebraically transformed CCM into a structural causal model (SCM) under some mild assumptions, rendering it compatible with various causal discovery methods. We further propose a probabilistic implementation of the SCM for utterance-level relation reasoning. By leveraging variational inference, it explores substitutes for implicit causes, addresses the issue of their unobservability, and reconstructs the causal representations of utterances through the evidence lower bounds. Moreover, we constructed synthetic and simulated datasets incorporating implicit causes and complete cause labels, alleviating the current situation where all available datasets are implicit-causes-agnostic. Extensive experiments demonstrate that our proposed method significantly outperforms existing methods on synthetic, simulated, and real-world datasets. Finally, we analyze the performance of CCM under latent confounders and propose theoretical ideas for addressing this currently unresolved issue.

Index Terms—conversation, causal model, utterance relationship, implicit causes.

I. INTRODUCTION

Reasoning tasks have historically exhibited sluggish progress in Natural Language Processing (NLP) [1], [2]. Despite improving performance across various downstream NLP tasks facilitated by recent advancements in large language models (LLMs), reasoning tasks continue to present persistent challenges [3], [4]. Consequently, given the current mainstream research, we classify reasoning tasks into two distinct categories: **rational reasoning** [5], [6], and **intuitive reasoning** [7], [8].

Rational reasoning is always employed to solve problems relying on mathematical knowledge or fundamental facts, such as primary math problems. A question example from an arithmetic reasoning dataset [9] can illustrate this:

Q: *A chef needs to cook 15 potatoes. He has already cooked 8. If each potato takes 9 minutes to cook, how long will it take him to cook the rest?*

The authors are with the Department of Computer Science and Technology, Xi'an Jiaotong University, Xi'an Shannxi, 710049; Department of Cultural and Religious Studies, Chinese University of Hong Kong, Hong Kong, Shatin 999077. and the Du Xiao Man Inc, Beijing, 100089.
E-mail: albert2123@stu.xjtu.edu.cn, bingyuliao@link.cuhk.edu.hk, luojingl@stu.xjtu.edu.cn, thinkre7@163.com, xyphd@mail.xjtu.edu.cn

As suggested by CoT [10], many researchers [11], [12] adopt the identical causal chain to “step-by-step” derive intermediate results ($15 - 8 = 7$) and ultimately arrive at the solution ($9 * 7 = 63$).

However, **intuitive reasoning** does not rely on widely fundamental facts to support reasoning but on semantic perception and abstract concepts. One prevalent area is conversation reasoning, as demonstrated in dialogue generation tasks [13]:

speaker 1: “I can’t stand the stupid guy any longer. It’s unbelievable!”

speaker 2: “Oh, my dear lady. Take it easy. You should forgive a green hand like him.”

Q: *What should speaker 1 say to respond to speaker 2?*

In the realm of arithmetic reasoning, the path to the final result is typically unambiguous, with clear intermediate steps leading to the ultimate outcome. researchers can come to a conclusion of “what will be led to by known knowledge” and “which information will guide to the answer”. However, as shown in the case of conversation reasoning, considerable discourse exists regarding the factors influencing the content of a given utterance: [14], [15] support that previous dialogue content plays a pivotal role in determining the current utterance, [16], [17] argue that the emotional dynamics of the speaker greatly influences their response, and external knowledge such as the speaker’s memory or beliefs is posited to be essential in shaping the current utterance [7], [18]. Hence, within tasks related to intuitive reasoning (e.g., conversation reasoning), the mainstream research on computational models lacks the same level of consensus as observed in rational reasoning [19].

Therefore, in this article, based on the aforementioned issues in intuitive reasoning, we focus on a specific area of it—conversation reasoning, and investigate the following questions:

- How to construct a cognitive model that elucidates the diverse existing intuitive theories about dialogue interpretation?
- How to algebraize the proposed cognitive model and implement it through a deep learning network?
- How to evaluate the effectiveness and interpretability of the model processing conversation data?

For the first question, we have developed a conversation cognition model (CCM) that draws inspiration from a wealth of intuitive theories in psychology [20], linguistics [21], and sociology [22]. Among them, common ground [23], as a term for the presumed background information shared by participants in a conversation, is influenced by the speaker’s perception of the preceding discourse and their mental state,

which drives the conversation toward achieving mutual understanding and agreement. This shared knowledge, as an essential intermediate state in conversation reasoning, integrates a plethora of external and internal motivations, thereby serving as a unified explanation for utterances and actions [24], [25]. Expanding on this foundational intuition theory, CCM explains: 1) how speakers assimilate contextual perception, as well as information about their beliefs, emotions, and other mental states, and externally unify them as their expressions of utterances and actions; and 2) how the utterance and action generated in a conversation activate various channels of information to modify subsequent plans. Additionally, we employ the probability formulation of CCM to explain the inference process underlying several prevalent conversation-related tasks.

For the second question, to render CCM a computable model, we employed assumptions under intermediate variables [26] and non-descendant child nodes [27] for simplification, subsequently transforming it into a structural causal model (SCM). The SCM indicates that each utterance is influenced by two factors, namely endogenous variables (other utterances) and exogenous variables (internal states). Our transformation process preserves many aspects of alignment between SCM and CCM, such as the observable variables in SCM, which represent the concepts in CCM that can be mutually comprehended by both the speaker and the observer. Given the limitations imposed by existing dialogue resources and data collection, we have denoted endogenous variables as explicit causes, representing influences in utterances being known and observable, and exogenous variables as implicit causes, symbolizing the hidden and unobservable influence of mental states on utterances. This enables us to use Graph Neural Network (GNN) [28] to compute the influence of the causal strength matrix and to obtain a reconstructed representation of causality via variational inference. Specifically, we consider the implicit causes as latent variables and use GNN to compute the product of the input utterance embeddings and the SCM coefficient matrix. Then, we use the product of the sampled implicit causes and the causal strength matrix as the reconstructed utterance representation. The adjacency matrices in the encoder and decoder align with the adjacency matrix in the linear SCM autoregressive form, thus ensuring interpretability during the inference process.

For the third question, we have created a synthetic dataset with exogenous variables and a simulated dataset with complete causal relationships to alleviate the scarcity of evaluative datasets for conversation reasoning. The synthetic dataset is constructed through DAG sampling, while the simulated dataset is generated by GPT-4 [29] with specified causal relationships for the dialogue samples. Subsequently, we conducted extensive experiments to evaluate the performance of our method on both explicit and latent causes. The evaluation encompassed unsupervised large language models (GPT-3.5, GPT-4), supervised pre-trained models (RoBERTa), and state-of-the-art methods in relevant tasks. The results not only reveal the limited performance of existing models in conversation reasoning, but also highlight the significant enhancements brought about by our cognitive model and inference method.

In the discussion, we extensively examined the issue of hidden confounders that currently elude resolution and put forth some experimental designs to provide useful insights for future research.

In summary, our contributions can be summarized as a cognitive model and causal explanation for conversation, an algebraical SCM transformation and a probabilistic implementation of it, evaluation datasets for conversation reasoning, and comprehensive experiments.

II. RELATED WORK

A. Intuitive Reasoning with Causal Relationships

Intuitive reasoning and learning with causal relationship has become an active research area since they have shown superior performances over causality-agnostic counterparts in recent years [30], [31], [32]. One promising approach is to design an empirical or cognitive model for the particular text type by encouraging related variables or attributes to be participants in causal discovery. In online textual advertisements [33], a context-aware persuasion model has been proposed by [34], which probes the causal relationship between persuasive tactics and product attributes. In the recommendation system [35], [36], CaDSI [37] causally models the underlying relationship of the recommendation system with users' true intents and thus learns semantics-aware representations without confounders stemming from context information. In other modeled text types, more research is involved in analyzing how variables outside the model contribute to biases or confounding effects on the entire model. Such as knowledge graph [38], [39], [40], [41], User interaction attributes, and preference learning are considered as exogenous variables and latent confounders of the knowledge structure [42]. Furthermore, there are more diverse text types that have constructed specific causal models, such as event records [43], [44], short text [45], [46], expert systems [47], and intelligent applications [48], [49].

Among them, conversation reasoning has only been explored in certain specific scenarios, such as question-answering conversation [50], [51], [52], or emotion-causal reasoning [14], [53]. However, more general conversation patterns have not been fully explored due to the lack of a universally computed cognitive model [54], [55] and datasets with complete inference relationships [56]. Therefore, we have designed a conversation cognitive model that hopes to provide useful insights for conversation reasoning research. We have also created a simulated dialogue dataset that includes all causal relationships to fill the gap in research data.

B. Conversation cognitive

The study of human communication has attracted the attention of scholars from diverse fields such as psychology [57], [58], linguistics [59], [60], and artificial intelligence [61]. Over the years, quite a few models have been put forth by researchers to elucidate the intricacies of dialogue [62], [63], [64].

While the precise interpretations of these models may differ, they share a common thread [65]. These models collectively highlight that conversations encompass far more than a mere

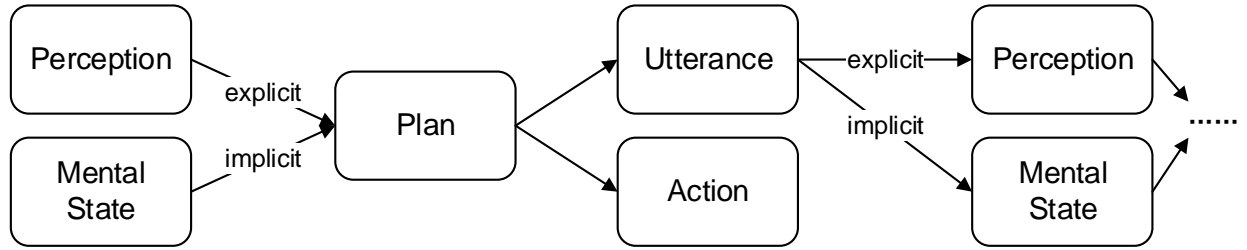


Fig. 1. Conversation Cognitive Model (CCM) of an intuitive theory of dialogue. “Perception” represents the speaker’s understanding of previous utterances. “Mental State” represents desires, memory, experience or emotion of the speaker. “Plan” stands for the reaction to the latest perception and mental state and is expressed by two external outcomes: “Utterance” and “Action.”

succession of utterances produced turn by turn in a conversation. Conversations rely on common ground, including perceptive aspects such as mutual knowledge, assumptions [66], presuppositions [67], memory [63], and mental states such as mutual beliefs and emotions [68], the expression of which within narratives and conversations has garnered significant interest among scholars in psychology and sociology throughout the past decades [69]. Additionally, both the presenter and acceptor of the same conversation contribute content that reflects their respective intentions [70]. As the conversation unfolds, participants continuously update their shared understanding and common ground in a dynamic manner. The formation of collective actions within a conversation hinges upon accumulating this common ground. However, certain complex situations arise that necessitate additional measures. For instance, when speakers require presuppositions to accept new content, a pervasive process known as bridging [71] comes into play, enabling the incorporation of supplementary presuppositions. Moreover, when participants’ beliefs diverge instead of accumulating, it becomes imperative for speakers to proactively ensure that the content of their assertions contributes positively to the common ground [72].

Sociologists recognize the significance of investigating the advancement of a more intricate theoretical understanding of emotions. This entails exploring their nuanced structures of meaning, the interplay between overt and covert emotional interpretations, and delving into the patterns and progression of emotions within discourse [73]. Nonetheless, it is worth noting that these studies heavily rely on empirical data as a foundation for their analysis [72], [68].

III. CONVERSATION COGNITIVE MODEL

In Subsection III-A, we introduce the Conversation Cognition Model (CCM) and analyze the taxonomy of existing conversational tasks. In Subsection III-B, we present the Structural Causal Model and its corresponding assumptions to transpose the CCM into the algebraic-modeling SCM.

A. Model Describing

Individuals possess abundant intuitive theories to steer the observation of others’ thinking and behaving, enabling them to explicate and deduce underlying motives [74]. Such intuitive theories consist of a structured ontology of concepts (e.g., goals, speech, behavior) and the causal relationships relating to

these concepts [75]. In conversation, individuals (e.g., speaker 1) use their intuitive theory of utterances and actions to reason about what others (e.g., speaker 2) are going to do (e.g., defensive, aggression, ingratiation, and so on.) called “Plan” in our theory, and thereby determine the optimal course of action for how best to respond in given social situations.

Our intuition theory of conversation contains two essential causal relationships: the first one connects utterances to their causes, the second one involves the outcomes of utterances. According to these two relationships, we have developed a Conversation Cognitive Model (CCM) depicted in Figure 1. In a conversation, the emergence of a plan is intuitively triggered by the motivational understanding of what speakers talk about (**Perception**) and primarily conveyed through **Utterance** and **Action**. Apart from **Perception**, **Mental State**, such as desires, memory, experience, and emotion, is also a critical component inducing **Plan**. For simplicity, we omit the influence of the **Action**. As an external interactive expression, the **Utterance** brings about modification to subsequent **Perception** and **Mental State**.

Using this CCM, we can explain a taxonomy of existing inferences about conversation. We use the lowercase initial of each concept in the following (e.g., p represents **Perception**, pl represents **Plan**). Emotion Recognition in Conversation (ERC) task aims to infer the probability $P(m|u)$, so most research in this task concerned about which utterance contributes the emotion best [54], [76], [14]. The plan from different interlocutors $P(m|pl) \propto P(pl|m)P(m)$ is another research point [77], [78], [55]. Emotion-Cause Pair Extraction (ECPE) task in conversation [56] additionally probes the cause utterance of an emotion utterance $P(u|m)P(m)$. Increasing works indicate that other related components play critical roles in this reasoning task, such as the plan for $P(u|pl, m)P(m)$ [7], [79] and the perception of utterance for $P(u|pl, m, p)P(m)$ [8], [80]. Conversation Generation (CG) task aims to estimate $P(u|pl)$ with the appraisals to what agent is going to do. There are many methods involving internal influences $P(u|pl, m)$ [81], [16], external influences $P(u|pl, p)$ [82], [83], or both [17], [84]. In the internal estimation of these tasks, $P(m|p, u) \propto P(m) \sum_{pl} P(u|pl)P(pl|p, m)$ is a prevalent appraisal.

B. SCM Transformation

In this subsection, we algebraically transform the CCM into a Structural Causal Model (SCM), which has become a

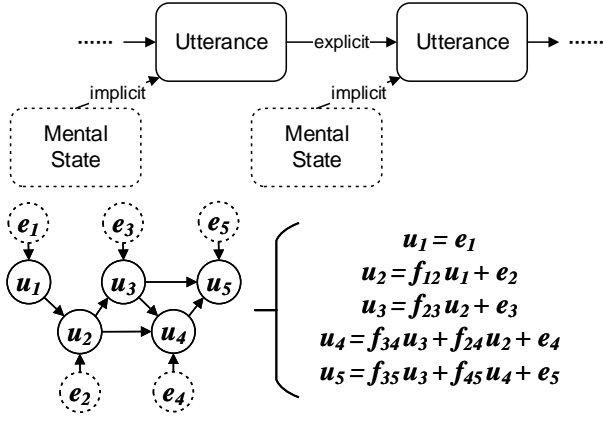


Fig. 2. SCM transformed by CCM. The top half of the image shows the cognitive model with causal irrelevant variables omitted, consisting only of explicit utterances and implicit mental states. The bottom half parameterizes this model with a five-utterance conversation example, where U represents utterances, E represents mental states, and subscripts denote the natural sequential index of utterances in the conversation.

popular choice in the field of causal inference. We begin this transformation from the definition of SCM.

Definition 1 (Structural Causal Model): An SCM is a 3-tuple $\langle X, E, \mathcal{F} \rangle$, where X is the entire set of observed variables $X = \{x_i\}_{i=1}^N$, E is the set of exogenous variables $E = \{e_i\}_{i=1}^N$ corresponding to each x_i , N is the number of variables. Structural equations $\mathcal{F} = \{f_i\}_{i=1}^N$ are functions that determine X with $x_i = f_i(Pa(x_i)) + e_i$, where $Pa(x_i) \subseteq X$ is the parent set of x_i .

There are some methods [85], [86] built upon the SCMs that overcomes the limitation of Markov equivalence classes (e.g., $A \rightarrow B \rightarrow C$ and $A \leftarrow B \rightarrow C$). The independent conditions enable noise terms and residual terms to identify more comprehensive causal relationships between the two fitted variables [7]. For example, $\Sigma_X \perp\!\!\!\perp Y, \Sigma_Y \not\perp\!\!\!\perp X \Rightarrow Y \rightarrow X$, while $\Sigma_X \not\perp\!\!\!\perp Y, \Sigma_Y \perp\!\!\!\perp X \Rightarrow X \rightarrow Y$ (Σ represents the residual terms in fitting process).

From Definition 1, we would assume that any observed variables satisfy the following generating process:

$$x_i = \sum_{x_j \in Pa(x_i)} f_{j,i}x_j + e_i \quad (1)$$

SCM defines algebraic relationships between observed variables based on an additive noise model. In order to make SCM applicable to the CCM, we simplify the CCM by making the following two assumptions.

Hypothesis 1 (Omitting mediator Nodes): If the causal relationship between three nodes A, B , and C is $A \rightarrow B \rightarrow C$, and B is unobservable and cannot be conditionally controlled, then B can be omitted and A, C can be linked as $A \rightarrow C$.

Hypothesis 2 (Omitting Non-descendant Child Nodes): If A is a non-descendant node and only has one parent node, then A can be omitted.

Hypothesis 1 simplifies the causal order length of the chain model, while Hypothesis 2 merges observed nodes with the same causal properties. These hypotheses are broadly used

in various studies building SCM and have been proposed theoretical proofs [87], [88].

According to Hypothesis 2, we can naturally omit **Action** in CCM, as it is essentially irrelevant to our research topic. **Plan** plays the role of a mediator in both chain structures **Perception** \rightarrow **Plan** \rightarrow **Utterance** and **Mental State** \rightarrow **Plan** \rightarrow **Utterance**, and it can only be inferred through third-person appraisals (i.e., it is unobservable). Therefore, we can also remove **Plan** and build two new connections: **Perception** \rightarrow **Utterance** and **Mental State** \rightarrow **Utterance**.

Although **Perception** and **Mental State** are both influenced by **Utterance**, most of the mental state is still unobservable. A number of cross-sectional studies [89], [90] have suggested that observers and speakers can achieve significant agreement in **Perception**. However, for **Mental state**, it is difficult for other observers except the speaker to infer it. Therefore, we merge the part of **Mental state** that can be effectively third-person estimated (such as emotional reactions to the previous utterances) with **Perception** (which is indeed more suitable from an observational perspective), and ignore this mixture through Hypothesis 1. As for the unobservable part of **Mental state**, we block the influence of **Utterance** \rightarrow **Mental state**, making it an exogenous variable. This mapping method is called latent projection and is often adapted to disentangle unobservable variables [91], [92].

For example, Speaker 1's **Utterance 1**: "I can't stand the stupid guy any longer. It's unbelievable!" and Speaker 2's **Utterance 2**: "Oh, my dear lady. Take it easy. You should forgive a green hand like him." From these, it's easy to infer that Speaker 2's **Perception** of **Utterance 1** is anger and disappointment. With a **Mental State** aimed at comforting Speaker 1, Speaker 2 **Plans** to find reasons for Speaker 1 to feel relieved. In the SCM, we can understand that **Utterance 2** is both a response to **Utterance 1** and is influenced by the **Mental State** of providing comfort. Both the CCM and SCM reflect the influence of the **Mental State** on **Utterance 2**, i.e., if there was no aim to comfort Speaker 1, **Utterance 2** would more likely have been: "Yes, I completely agree with you, he's really too stupid!"

All in all, we can simplify CCM to a model with only **Utterance** and **Mental State**, as shown in Figure 2. **Utterance** is an observable variable that exhibits an explicit relationship with each other, while **Mental State** is an unobservable exogenous variable that implicitly affects the corresponding **Utterance**. In the linear setting, each **Utterance** writes:

$$u_i = \sum_{j \in rel_{u_i}} f_{j,i}u_j + e_i \quad (2)$$

where u_i represents the i -th utterance in a dialogue, e_i represents its corresponding mental state. rel_{u_i} denotes a set of utterances that point to the u_i , $f_{j,i}$ stands for the causal strength in $u_j \rightarrow u_i$. Finally, we could give the definition of SCM in the conversation.

Definition 2 (SCM in the conversation): An SCM is a 3-tuple $\langle U, E, \mathcal{F} \rangle$, where U is the set of utterances $U = \{u_i\}_{i=1}^N$, E is the set of exogenous Mental State $E = \{e_i\}_{i=1}^N$ corresponding to each u_i , N is the number of utterances. Structural

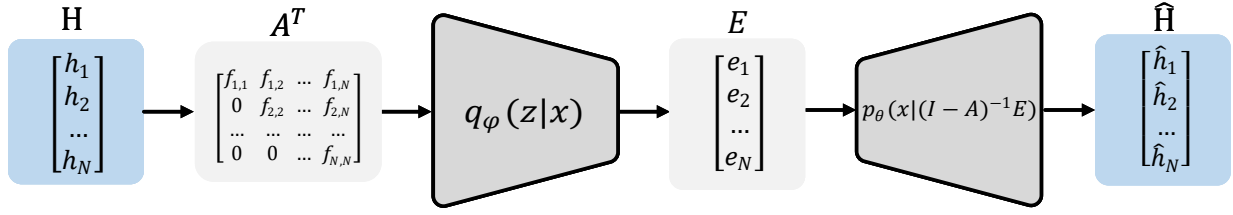


Fig. 3. A probabilistic framework of our method. $q_\varphi(z|\mathcal{X})$ predicts the implicit causes E from the input x (e.g., exogenous variable matrix in SCM). The decoder $p_\theta(x|(I-A)^{-1}E)$ learns to reconstruct \widehat{X} given the E and inverse of predicted z .

equations $\mathcal{F} = \{f_i\}_{i=1}^N$ are functions that determine U with $u_i = f_i(\text{rel}(u_i)) + e_i$.

Definition 2 indicates that each utterance is explicitly influenced by the previous utterances and implicitly influenced by the corresponding mental states. Therefore, other utterances and corresponding mental states are the causes of the target utterance. Specifically, we refer to other utterances as explicit causes because it is observable and endogenous in SCM, and refer to mental states as implicit causes because it is unobservable and exogenous in SCM.

IV. PROBABILISTIC METHOD

A. Variational Inference Framework

we denote the word embedding of U by $H = [h_1, h_2, \dots, h_N]$, and the adjacency matrix by $A \in \mathbb{R}^{N \times N}$. Equation 2 describes the generation process of a single variable, but it can be trivially represented by a matrix form, where each row of A represents the causal strength from all variables to one observed variable (e.g., $A_{i,j}^T = f_{i,j}$). It is a strong inductive bias that A is a strictly lower triangular due to the acyclic causal order [85], and the relationships between utterances in rows can also be written as :

$$H = AH + E \quad (3)$$

where $E \in \mathbb{R}^{N \times D}$ is the matrix of implicit causes e . Under this matrix form, generating a random independent noise E can be equivalent to ancestral sampling from the DAG: $H = (I - A)^{-1}E$. We can build a pair of Autoregression Equations: $E = (I - A)H$ and $H = (I - A)^{-1}E$. These two equations describe a general form as a decoder of a generation model that takes noise E as input and returns X as results and Equation 4 describes the corresponding encoder. Despite the diverse implementation of parameterized deep learning networks, we without loss of generality adopt $f(\cdot)$ to encapsulate the neural network architecture:

$$E = f_2((I - A)f_1(H)) \quad (4)$$

$$H = f_4((I - A)^{-1}f_3(E)) \quad (5)$$

where $f(\cdot)$ performs nonlinear transforms on H and E . Graph neural network (GNN) and Multilayer perceptron (MLP) are popular amplification of function $f(\cdot)$. Considering a specification of noise (E) distribution sampling $\{H_s\}_{s=1}^S$ in a dataset with S dialogue samples, Equation 5 can be written by a maximization of log-evidence:

$$\frac{1}{S} \sum_{s=1}^S \log p(H_s) = \frac{1}{S} \sum_{s=1}^S \log \int p(H_s|E)p(E)dE \quad (6)$$

Continuing the theory of variational Bayes, we regard E as the latent variable in variational autoencoder (VAE) [93] and use variational posterior $q(E|H)$ to approximate the intractable posterior $p(E|H)$ (See details in Figure 3), thus the evidence lower bound (ELBO) reads:

$$\mathcal{L}_{ELBO}^S = -KL(q(E|H_s)||p(E)) + E_{q(E|H_s)}[\log p(H_s|E)] \quad (7)$$

From the VAE view, for each dialogue embedding H_s , the inference model encodes it to output latent variable E with $q(E|H_s)$, and then the decoder reconstructs H_s from E via $p(H_s|E)$. From the causal graph view, defining that \mathcal{H} represents the domain of dialogues: $\{H_s\}_{s=1}^S \in \mathcal{H}$, \mathcal{E} represents the domain of exogenous variable E , $\widehat{\mathcal{H}}$ represents the domain of causal representation of \mathcal{H} . Therefore, a variational model consists of two functions: an exogenous variable inference (also called implicit causes inference): $\mathcal{H} \rightarrow \mathcal{E}$, and observation relation reconstruction: $\mathcal{E} \rightarrow \widehat{\mathcal{H}}$.

B. Probabilistic Implementation

1) *Encoder*: The encoder $q_\varphi(z|\mathcal{X})$ applies a graph attention module $f_{att,\varphi}$ [94] to the input.

$$q_\varphi(z|\mathcal{X}) = \text{softmax}(f_{att,\varphi}(X)) \quad (8)$$

Specifically, It produces an adjacent matrix A^ℓ , $\ell = 1, 2, \dots, L - 1$ represents the layer of GNN. Thus, for each utterance embedding h^ℓ at the ℓ -th layer, the $A_{i,t}^\ell$ computed by attention mechanism is a weighted combination of h_i^ℓ for each directly related utterance h_i^{ell} ($i \in \text{rel}_t$):

$$A_{i,t}^\ell = \frac{\text{LeakyReLU}(e_{i,t}^\ell)}{\sum_{j \in \text{rel}_t} \text{LeakyReLU}(e_{j,t}^\ell)} \quad (9)$$

$$e_{i,t}^\ell = \vec{h}_i W_{i(\text{row})}^\ell + (\vec{h}_t W_{t(\text{col})}^\ell)^T \quad (10)$$

where $W_{\text{row}}^\ell \in \mathbb{R}^{N \times 1}$ and $W_{\text{col}}^\ell \in \mathbb{R}^{N \times 1}$ are the learnable parameters in the graph attention. Moreover, the GNN aggregates the information from the neighbor utterances as follows:

$$H^{\ell+1} = eLU((I - (A^\ell)^T)H^\ell W^\ell) \quad (11)$$

where W^ℓ stands for parameters in the corresponding layer. From the final layer of the evaluation process, by extracting A^{L-1} computed in Equation 14, the marginal or conditional “distribution” of H is obtained. Besides, by extracting H^L in Equation 11, we can have the substitute for the implicit causes $E = MLP(H^L)$.

We introduced a Gumbel distributed noise ε [95] to be capable of backpropagating via the discrete distribution samples.

$$z \sim \text{softmax}(E + \varepsilon) \quad (12)$$

The output z implies the possible distribution of implicit causes over \mathcal{X} . In this cohesive way, our method addresses the challenge of causal discovery in the conversation.

2) *Decoder*: The decoder accumulated the incoming messages to each node via latent variable z and employed a new graph neural network $f_{gnn,\theta}$:

$$p_\theta((x|z^{-1}E)) = f_{gnn,\theta}((I - A)^{-1}, z) \quad (13)$$

Specifically, With a fixed adjacency matrix, the GNN aggregates the information of implicit causes from neighbor nodes as follows:

$$\widehat{E}^{\ell+1} = eLU((I - (A^L)^T)^{-1}E^\ell M^\ell) \quad (14)$$

where M^ℓ is parameters in the corresponding layer, E^ℓ represents the embedding of implicit causes in ℓ -th layer, and $E^1 = z$. As the same architecture as the encoder, $\widehat{H} = MLP(E^L)$.

The output of the decoder $\widehat{H} \in \mathbb{R}^{N \times D}$ equals the dimension of \mathcal{H} and it is the causal representation of U reconstructed by implicit causes E .

3) *Evidence Lower Bound*: Our variational lower bound consists of a reconstruction error l_{rc} measuring the distance of \widehat{H} and H , and a KL divergence measuring the prior probability $P(E)$ and variational posterior $q_\varphi(z|\mathcal{X})$

$$\mathcal{L} = l_{rc}(H, \widehat{H}) - KL[q_\varphi(z|\mathcal{H})||\mathbb{P}(z)] \quad (15)$$

$$= E_{q_\varphi(z|\mathcal{H})}[l_{rc}(H, f_\theta((I - A)^{-1}z))] - KL[q_\varphi(z|\mathcal{H})||\mathbb{P}(z)] \quad (16)$$

where $P(E)$ is the standard matrix normal: $p(E) = \mathcal{MN}_{N \times D}(0, I, I)$, l_{rc} was adopted as mean squared error (MSE):

$$l_{rc}(H, f_\theta((I - A)^{-1}z)) = \frac{1}{D} \sum_{i=1}^D (H_i - \widehat{H}_i)^2 \quad (17)$$

In addition, for different downstream tasks, there are different auxiliary loss functions to constrain \widehat{H} . Generally, these tasks require a classifier to transform \widehat{H} into the corresponding predicted results, and then measure the error with the ground truth.

Dataset	Data Type	Statistics			Causes Label	
		Train	Eval	Test	Explicit	Implicit
RECCON	dialogue	833	47	225	\triangle ¹	-
Synthetic	single value	833	47	225	\triangle	\surd ²
Simulation	dialogue	1381	100	200	\surd	\triangle

¹ \triangle represents this dataset has partial indicators of the label.

² \surd represents this dataset has full indicators of the label.

TABLE I

STATISTICS OF SYNTHETIC AND REAL-WORLD DATASETS

V. DATASET

A. Overview

One of the reasons for the insufficient substantial research on conversation reasoning, in addition to the lack of an algebraic cognitive model, is the absence of an appropriate dataset. Among the existing data resources, only the RECCON [56] dataset contains partial utterance-level causal indicators. However, for a complete dialogue cognitive model, research on implicit causes is actually necessary. Implicit causes, stemming from Section III-A, represent unobservable components of a speaker’s unique experiences, personal desires, etc., which even in real-world datasets, are difficult for creators to collect from the observer’s perspective.

To enable quantitative evaluation of affective reasoning, particularly with respect to implicit causes, we propose a synthetic dataset and a simulation dataset. The synthetic dataset adopts a DAG structure from the causal discovery field, where each variable is generated according to the SCM generating process (i.e., Equation 1), wherein each variable contains explicit and implicit cause data. The simulation dataset, on the other hand, is a corpus of short dialogues generated by the large language model GPT-4. In the generation process, we control the knowledge of the preceding sentence to ensure that the cause of the target utterance aligns with our design. Table I illustrates the similarities and differences between the synthetic, simulation, and real-world datasets. Overall, the synthetic and simulation datasets effectively alleviate the lack of crucial information in datasets for conversation reasoning.

B. Real-World and Synthetic Dataset

RECCON: The first dataset for emotion-cause recognition of conversation including RECCON-DD and RECCON-IE (emulating an out-of-distribution generalization test). RECCON-DD includes 5380 labeled ECPs and 5 cause spans (*no-context, inter-personal, self-contagion, hybrid, and latent*). For utterances with emotional tendencies, explicit cause indicators (i.e., one or more preceding utterances) are annotated, while most non-emotional utterances are not annotated.

Synthetic dataset: We create a synthetic dataset by following the benchmark of the causal discovery field [91], [96]. To minimize sample bias, we did not randomly draw causal graphs as samples. Inversely, the number of samples in the synthetic dataset and the number of utterances and labels per sample are restricted to be consistent with RECCON. We use Causal Additive Models (CAMs), Specifically SCM structure for our datasets. First, we assume that each *i.i.d.* implicit causes $E \sim \|\mathcal{N}(1,1)$ if it is an emotion utterance in the

original dataset, and $E \sim \mathcal{N}(-1, 1)$ if it is not. Then, we update each utterance via speaker turns S : if there is a emotion-cause pair $(U_i, U_j) \in L$, then $U_i = \alpha_{j,i}U_j + E_i$ ($\alpha_{j,i} \sim \text{Uniform}([0.7, 1])$), and for those pairs without emotion-cause label, $\alpha_{j,i} \sim \text{Uniform}([0, 0.3])$. Finally, we randomly select a noise $\xi \sim \text{Uniform}([-0.25, 0.25])$ for each utterance $U_i = U_i + \xi_i$.

C. Simulation Dataset

we consider GPT-4 [29] to generate dialogues according to designed causal structures. Specifically, we for simplicity assumed all dialogues are composed of 4 utterances rotating from 2 speakers, and designed 4 causal structures to manifest different causal relationships. Along with the designed generating rules according to 4 causal structures, we adopted gpt-4-0314¹ and Chat Completion api² to commence dialogue generation. We began with the introduction of 4 causal structures to elaborate our building process (See Figure 4):

Chain_I is a fundamental structure in dialogue, in which causal relationship is consistent with speaking turns. Specifically, Chain_I has and only has $x_1 \rightarrow x_2$, $x_2 \rightarrow x_3$, and $x_3 \rightarrow x_4$, where x represents the utterance.

Chain_II is a variation of Chain_I. Besides $x_1 \rightarrow x_2$, $x_2 \rightarrow x_3$, and $x_3 \rightarrow x_4$, Chain_II additionally has $x_1 \rightarrow x_3$.

Chain_III is a variation of Chain_I. Besides $x_1 \rightarrow x_2$, $x_2 \rightarrow x_3$, and $x_3 \rightarrow x_4$, Chain_III additionally has $x_2 \rightarrow x_4$.

Chain_IV is a variation of Chain_I. Besides $x_1 \rightarrow x_2$, $x_2 \rightarrow x_3$, and $x_3 \rightarrow x_4$, Chain_IV additionally has $x_1 \rightarrow x_4$.

In the generation process, we set the *system* to be the same for the same person, while the content of the *user* is determined based on the specific skeleton³. Below is an example dialogue of the Chain_IV from our dataset:

1. Have you seen a dog around here recently?
2. I'm sorry, but I haven't seen any dogs around here lately.
3. That's okay, thank you for your time.
4. Excuse me, do you mind if I ask why you are looking for a dog?

The first and third utterances are attributed to the same speaker, while the second and fourth utterances share the same speaker identity as well. Their *system* is set to `{“system_speaker1”: “You are a policeman, received helpers said her dog lost, her dog is a white Samoye.” “system_speaker2”: “You are a taxi driver. You saw someone took a dog in your taxi car last night.”}` Furthermore, when generating the third utterance, we only set `{“role”: “system”, “content”: system_speaker1}`, `{“role”: “user”, “content”: utterance_2}` according to the Chain_IV protocol. However, when generating the fourth utterance, we set `{“role”: “system”, “content”: system_speaker2}`, `{“role”: “user”, “content”: utterance_1}`, `{“role”: “user”, “content”: utterance_3}`.

¹<https://platform.openai.com/docs/models/gpt-4>

²<https://platform.openai.com/docs/api-reference/chat>

³In early causality discovery algorithms, the “causal skeleton” was used to represent a partial directed or undirected graph that contains prior relationships. In our dataset, the “causal skeleton” is employed to represent the prior-set causal structure, thus equal to the “causal structure”

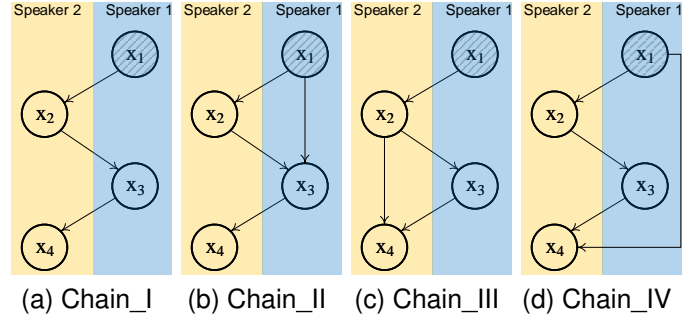


Fig. 4. Four causal structures in the simulation dataset.

However, this dataset also confronts several limitations and biases. Firstly, our construction only covers “chain” structures, neglecting another equally important “fork” structures (e.g., $x_1 \rightarrow x_2, x_1 \rightarrow x_3, x_1 \rightarrow x_4$), as sceneries featuring the “fork” are typically more uncommon in dialogues. Additionally, the absence of manual verification leads to the prevalence of pervasive responses (for instance, “thanks”) in the samples. This could render the involved causal relationships more obscure and harder to discriminate. While manual verification could enhance the distinctiveness between structures, it might introduce biases such as annotation consistency. Therefore, a future version of this dataset should encompass chain, fork, and hybrid causal structures, together with clear samples from high-quality manual verification.

Furthermore, there are concerns regarding GPT-4’s inherent biases - are GPT-4’s responses similar to human responses? The impact of these inherent biases is particularly pronounced in dialogue generation tasks. Thus, we suggest extra considerations are needed when this dataset is used for generation tasks. However, in the tasks presented in this paper, the effect of inherent bias is little to nonexistent. The bias we are concerned about is whether the utterance is smooth and fluid, and in that regard, GPT-4 performs very well.

VI. EXPERIMENTS

A. Tasks and Metrics

We incorporated two distinctive tasks in our study: Explicit Cause Extraction (ECE) and Implicit Cause Extraction (ICE) tasks. The ECE task was implemented to demonstrate the effectiveness of our model, whereas the ICE task aimed at contributing toward explainability.

More specifically, the ECE task is derivative of the existing ECPE task [53], that seeks to determine whether there exists a causal relationship $U_j \rightarrow U_i$ for any pair of utterances (U_i, U_j) . Due to the limitations in the labels present in the real-world and synthetic datasets, we were only able to evaluation the pairs where U_i is emotional utterance. However, for the simulated dataset, we can examine all utterances pairs.

For the ICE task, we tested the sentiment consistency between the implicit causes and the corresponding utterances, i.e., whether E_i and H_i have the same emotion prediction, which can also be theoretically proven by Equation 5. Assume that $W = (I - A)^{-1}$ and $A_{i,i} = 0$, so in W , the value of the elements on the diagonal is constant at 1 and is a

constant maximum of each column. Naturally, $f(E)$ is an approximate estimate of H . Hence, we only conduct the ICE task in real-world and synthetic datasets (simulation dataset does not labeled with emotion categories).

We used $F1$ score as the evaluation metric for both tasks. The $F1$ score of the explicit task indicates the model’s ability to identify explicit causes, while the $F1$ score of the implicit task indicates the model’s interpretability of implicit causes (We consider that the implicit causes are interpretable when the $F1$ score of the implicit task is greater than 80, indicating sentiment consistency between the implicit causes and the corresponding utterances.).

B. Baselines

As dialogue reasoning is still in its infancy in academic research, we consider the following methods as baselines for dialogue reasoning.

Transformer-based models: **RoBERTa** [97], is widely regarded as state-of-the-art benchmarks for many downstream text tasks.

GNN-based models: We adopted several baseline models that have demonstrated excellent performance in the field of affective reasoning, including **EGAT** [14], **DECN** [78], **DAG-ERC** [55], and **CAE** [7]. Their detailed descriptions can be found in [7].

Large Language Model: In addition, we included **GPT-3.5** and **GPT-4**[29] as our baseline models, which have achieved state-of-the-art performance on most downstream text tasks surpassing supervised learning.

C. Implementation Details

In the word embedding, we adopt the affect-based pre-trained features⁴ proposed by [55] for experiments in the RECCON dataset and Roberta-base⁵ for the simulation dataset. Our code is open in GitHub⁶.

In the hyper-parameters, we follow the setting of [7]. Specifically, the learning rate is set to $3e-5$, batch size is set to 32, and epoch is set to 60. Furthermore, we set L to 1, and implicit cause size is set to 192, hidden size of GNN is set to 300, and dropout rate is 0.3.

Regarding the hyper-parameters of the baselines, we followed the settings of [7], such as setting the learning rate at $3e-5$, batch size at 32, epoch at 60, L at 1, GNN hidden size at 300. The complete parameter settings can be found in [7].

Meanwhile, due to the insufficient size of testset in all three datasets, we evaluated our method ten times with different data splits by following [7] and then performed paired sample t -test on the experimental results.

D. Results in Real-World and Synthetic Datasets

We conducted ECE and ICE tasks on both real and synthetic datasets, as shown in Table II. Furthermore, due to the lack

model	Real-world		Synthetic	
	explicit ¹	implicit ²	explicit	implicit
GPT-3.5	47.2±2.1	-	-	-
GPT-4	51.1±2.7	-	-	-
RoBERTa	62.71±1.8	-	74.51±0.9	-
RoBERTa ⁺³	63.84±1.5	-	74.83±1.2	-
EGAT	68.05±1.5	82.19±2.8	72.59±4.8	82.49±2.7
DECN	68.32±1.5	-	78.42±1.9	-
DAG-ERC	70.36±1.5	-	79.92±1.4	-
CAE ₁ ⁴	69.16±1.2	92.83±1.9	80.94±1.9	91.93±1.5
CAE ₂	70.12±2.1	93.89±2.7	81.29±1.5	93.54±1.4
CAE ₃	73.17±1.1	94.16±2.4	82.11±2.9	94.29±1.6
Ours	77.59±1.5	96.31±2.4	85.46±1.7	97.13±2.1

¹ represents the ECE task.

² represents the ICE task.

³ represents the large version of RoBERTa (1024 dimensions).

⁴ We adopted 3 CAE frameworks, CAE₁, CAE₂, CAE₃ correspond to Skeleton III, Skeleton IV, and Skeleton VI, respectively, in Paper [7].

TABLE II
OVERALL PERFORMANCE IN REAL-WORLD AND SYNTHETIC DATASETS.

of visibility of intermediate representations and the limited ability to handle single-value data in the GPT series networks, we could only conduct explicit evaluations on real datasets for them. Specifically, we augmented each sample input to GPT with a dialogue sample containing five utterances and 2 emotion-causes pairs, using prompts.

1) *ECE task:* Our method outperformed other methods significantly in both real-world and synthetic datasets, indicating that effective cognitive model-driven approaches can better capture reasoning and learning between utterances. At the same time, this philosophy can also be demonstrated by the 3 results of CAE. Among the 3 results of CAE, CAE₃ is the causal discovery method closest to our cognitive model structure, and therefore performs second best to our method. In addition, both our method and CAE are designed with causal discovery, including the causal strength matrix for the effect of utterances and the autoregression of exogenous variables, which is significantly better than other non-causal discovery methods, such as DAG-ERC’s directed graph learning, DECN’s correlation graph learning, EGAT’s enhanced graph learning, and other apparent graph relationship learning methods.

2) *ICE task:* we tested methods that can represent implicit causes, including EGAT, CAE, and our method. All methods involved in this test were able to satisfy the sentiment consistency condition of implicit causes ($F1$ score greater than 80), which experimentally confirms our theoretical work on sentiment consistency. However, sentiment consistency is only an approximate estimate, so we have emphasized that the purpose of implicit evaluation tasks is to demonstrate the interpretability of implicit causes. In other words, as long as the sentiment consistency condition is met, the higher $F1$ score is difficult to demonstrate better performance, though our method performs the best.

3) *Ablation Study:* To thoroughly investigate which component contributes the most to our model, we conducted ablation experiments as shown in Table III. We performed the following four operations on the network module: Linear_d: replacing the GNN in the decoder with Linear layer; Linear_e: replacing

⁴https://drive.google.com/file/d/1R5K_2PIZ3p3RFQ1Ycgm03TgxvYBzptQG/view?usp=sharing

⁵<https://huggingface.co/roberta-base>

⁶<https://github.com/Zodiark-ch/masters-of-our-EMNLP2023-papers>

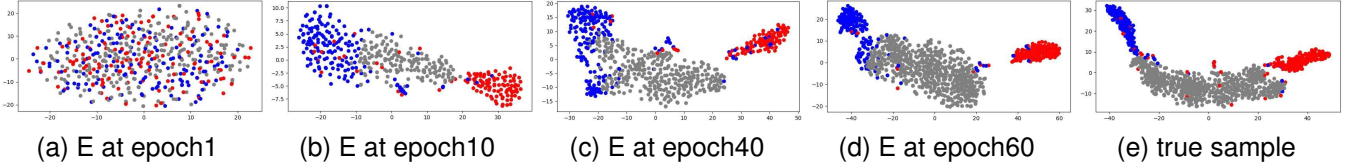


Fig. 5. Visualization of E (a-d subfigures) and implicit causes (e subfigure) with colors in the synthetic datasets. The gray cluster means padding utterances in each dialogue, the blue cluster corresponds to the non-emotion utterances, and the red cluster corresponds to emotion utterances.

Strategies	Real-world		Synthetic	
	explicit	implicit	explicit	implicit
Ours	77.59	96.31	85.46	97.13
Linear _d	↓0.62	↓0.74	↓0.45	↓0.66
Linear _e	↓0.77	↓0.95	↓0.72	↓1.07
GAT _d	↓1.79	↓0.79	↓1.69	↓0.83
GNN _e	↓1.85	↓1.39	↓1.92	↓1.22
Sample	↓2.11	↓3.59	↓1.97	↓3.63
-E	↓4.16	-	↓5.28	-

TABLE III
ABLATION RESULTS

model	Skeleton			
	I	II	III	IV
GPT-3.5	52.14±4.3	57.22±4.7	53.94±3.5	51.51±6.2
GPT-4	57.3±5.8	61.84±4.4	55.45±3.6	51.65±5.6
RoBERTa	61.46±4.5	63.34±3.6	63.46±3.5	60.38±4.7
RoBERTa ⁺	61.78±4.1	62.87±4.4	62.78±3.8	60.18±4.8
EGAT	63.48±4.5	64.97±3.2	62.78±4.7	62.78±5.7
DECN	63.86±4.3	63.81±3.4	61.18±4.9	60.91±3.7
DAG-ERC	65.85±3.8	61.37±3.7	64.18±4.6	59.74±4.4
CAE ₁	64.18±5.1	65.48±3.9	62.18±4.3	61.18±4.3
CAE ₂	65.97±3.7	65.48±4.1	63.15±7.1	61.29±4.4
CAE ₃	66.48±4.5	64.19±3.4	62.94±3.9	62.48±3.9
Ours	69.99±3.5	71.49±3.4	71.89±4.2	68.11±4.4

TABLE IV
OVERALL PERFORMANCE IN SIMULATION DATASETS.

the GAT in the encoder with Linear layer; GAT_d: replacing the GNN in the decoder with GAT; GNN_e: replacing the GAT in the encoder with GNN. Meanwhile, we performed two operations on the network structure: Sample: removing the sampling on latent variable and Loss_{KL}; -E: removing the decoder (i.e., adopting the outputs of encoder as final representation).

The results from Linear_d and Linear_e indicate that our model is not sensitive to the type of network module, as demonstrated on both explicit and implicit tasks. However, under the GAT_d and GNN_e operations, there was a significant decrease in performance. GAT_d means that the decoder does not inherit the A matrix calculated in the encoder, but instead calculates a new matrix to replace $(I - A)^{-1}$. GNN_e represents that encoder does not calculate the dynamic A matrix, but instead adopts the fixed mask matrix introduced in [7]. Both of these two operations affect the design of the causal strength matrix A and disrupt our reasoning process, so it is natural that they result in a significant decrease in performance. Finally, Sample and -E essentially disrupt the variational inference, making the network model unable to correspond to the SCM and resulting in the most severe decrease in performance.

4) *Visualization*: Furthermore, Figure 5 shows the projection of E (a-d) and ground truth of implicit causes (e), respectively, using t-SNE [98] on the synthetic dataset. We observe that E and implicit causes are similarly clustered into three parts when epoch is 60 which indicates that E is consistent with the implicit causes in the samples through the distribution. Finally, the whole process of learning (from epoch1 to epoch 60) indicates that E successfully learns the implicit causes.

E. Results in Simulation Dataset

On Simulation dataset, we also conducted ECE task as we had complete pair labels on Simulated dataset. For the GPT baselines, we still evaluated them by augmenting the samples

corresponding to the skeleton with prompts in the same way as Section VI-D. The results are shown in Table IV.

1) *ECE task*: Our method demonstrates the best performance in utterance-level causal reasoning from the significant improvement of our model over other baselines on all skeletons. Moreover, this also demonstrates that the conversation reasoning task not only performs poorly under unsupervised methods of LLMs, but also fails to achieve expected results under supervised methods tailored for relation-related tasks.

Representing the causal relationship " $U_1 \rightarrow U_2 \rightarrow U_3 \rightarrow U_4$ ", skeleton I serves as the foundational skeleton for the other 3 skeletons, with each of them adding one causal relationship to the structure of Skeleton I. As a result, many baselines learn the shortcuts, leading to better performance on Skeleton I compared to the other skeletons (e.g., DECN, DAG-ERC, CAE2, CAE3). Our approach alleviates the impact of shortcuts through causal strength matrix reasoning, resulting in better performance on Skeleton II and III. This corroborates the trait that Skeleton II and III, as the skeletons most affected by the same-speaker influence, (i.e., Skeleton II adds " $U_1 \rightarrow U_3$ ", and Skeleton III adds " $U_2 \rightarrow U_4$ ") are more easily inferred for causal relationships. As for Skeleton IV, it is the most difficult to identify because it considers additional causal relationships from different speakers, and it thus exhibits the worst performance among all skeletons in all methods. However, our approach exhibits less performance degradation (4.23% ↓) on Skeleton IV compared to other skeletons, relative to most other methods (GPT-3.5 5.38% ↓, GPT-4 11.25% ↓, DAG-ERC 6.36% ↓, CAE₂ 5.51% ↓) which indicates the superiority of reasoning.

2) Causal Discriminability for Conversation Reasoning:

To demonstrate the superiority of our approach in conversation reasoning, we have evaluated the causal discriminability of all methods. Table V shows the results from three well-designed

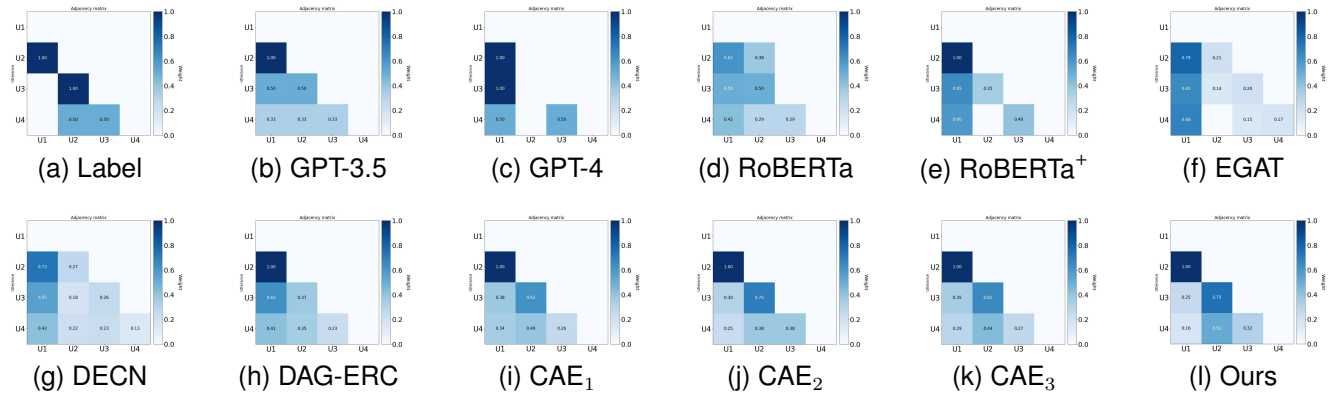


Fig. 6. Visualization of causal strength matrix A of all methods. Each row represents the normalized degree to which the corresponding utterance is causally influenced by other utterances.

Methods	Reversal ¹		Chain ²		Common Cause ³	
	Pos ⁴	Neg ⁵	Pos	Neg	Pos	Neg
GPT-3.5	45.9	41.2	43.4	44.7	41.6	36.4
GPT-4	49.3	46.2	48.9	43.7	47.7	48.1
RoBERTa	53.9	52	56.4	53.1	59.3	56.7
RoBERTa ⁺	56.7	54.9	58.7	56.1	52.6	54.6
EGAT	68.7	64.3	68.8	64.8	66.2	64.3
DECN	66.7	62.4	70.5	64.3	69.2	66.1
DAG-ERC	71.5	68.2	72.4	64.2	69.3	66.1
CAE ₁	75.9	44.9	72.4	44.8	76.6	42.3
CAE ₂	75.8	44.1	73.4	43.9	75.1	46.2
CAE ₃	76.2	46.1	73.8	41.9	77.2	48.6
Ours	77.5	40.8	76.5	39.7	77.9	45.5

¹ We set positive samples (U_i, U_j) and negative samples (U_j, U_i) ;

² We set positive samples (U_i, U_k) and (U_k, U_j) , and negative samples (U_i, U_j) .

³ We set positive samples (U_k, U_i) and (U_k, U_j) , and negative samples (U_i, U_j) or (U_j, U_i) .

TABLE V
RESULTS OF CAUSAL DISCRIMINABILITY.

experiments. Taking ‘‘Reversal’’ as an example, the positive samples are correct causal pairs (U_i, U_j) , while the negative samples are set as the corresponding reversed utterance pairs (U_j, U_i) . For a model showcasing exemplary conversation reasoning capabilities, it should not only recognize the causal relationship of positive samples, but also distinctly differentiate the negative samples without causal relationship. Higher F1 of Pos samples imply a better extraction capability, while the more similar F1 scores between Pos and Neg indicates a weaker causal discriminability.

The results from Table V demonstrates that in all three different causal models, none of the methods (including LLMs like GPT-4) were able to distinguish between negative and positive samples. However, our method significantly decreases the F1 score of negative samples indicating the effectiveness of incorporating implicit cause noise to enhance causal discriminability.

We illustrate this phenomenon with a practical example of results. For the example with cause utterance U1 and result utterance U2:

U1: ‘‘John, your vacation must have been exciting.’’
 U2: ‘‘Yes, it was! One of the highlights of my trip was going bungee jumping.’’
 All models in Table I incorrectly identify both (1,2) and (2,1) as (result, cause) pairs. In a non-SCM structure, the models can only learn the semantic similarity between the two utterances - both U1 and U2 are discussing some exciting experience. Obviously, this information is insufficient to support more detailed causal recognition. However, with the SCM structure, our model takes into account both explicit cause H_{U1} and implicit cause E_{U2} when learning the representation H_{U2} . This means that $|H_{U1} - H_{U2}|$ will be closer to H_{U2} and further from H_{U1} , thereby determining that the ‘‘arrow’’ points from U1 to U2.

3) *Visualization*: To analyze how the causal analysis contributes to our approach, we visualized the causal strength matrix A for each method (methods that did not calculate A replaced the corresponding values in A with their predicted results for each utterance pair). We masked the lower triangle of the A matrix and normalized each row. Therefore, methods that already had a strict lower triangle constraint (Ours, CAE, DAG-ERC) have empty values on the diagonal.

From the results, we can observe that models without reasoning abilities, whether transformer-based (GPT-3.5, GPT-4, RoBERTa, RoBERTa⁺) or GNN-based (EGAT, DECN, DAG-ERC, CAEs), tend to construct relationships from the first utterance to each utterance. This is because from a chain causal structure perspective, the first utterance indirectly influences all other utterances, making it the most apparent shortcut in utterance relation learning. However, our method uses SCM reasoning to enable the model to learn intermediate variables of causal relationships, thereby shifting the cause-utterance focus of the 4-th utterance to the correct 2-nd and 3-rd utterances.

VII. DISCUSSION

We would like to further discuss the situation when cognitive models encounter confounding. Confounding indicates that there is an unobservable variable L (also called the latent variable) directly influencing two observable variables X_i and X_j : $L \rightarrow X_i$ and $L \rightarrow X_j$. Under the confounding, it is

intractable to determine whether the correlation between X_i and X_j is caused by the confounder L or by their own causal relationship.

In the creation of Simulation dataset, we assumed that the same speaker possesses the same *system*. Specifically, U_1 and U_3 share the same *system* and so do U_2 and U_4 . Hence, *system* should be a confounder.

To provide a simple demonstration of the performance of various models on confounders, we calculated the number of (U_4, U_2) labels that were incorrectly predicted in Skeleton I. Non-SCM methods performed poorly: GPT-3 produced 242 errors, GPT-4 225 errors, RoBERTa 231 errors, RoBERTa⁺ 233 errors, EGAT 211 errors, DECN 229 errors, and DAG-ERC 247 errors. However, the SCM methods could significantly mitigate the effects of confounders: CAE₁ produced 178 errors, CAE₂ 169 errors, CAE₃ 176 errors, while Ours only returned 155 errors.

This mitigation can be explained through a theoretical analysis. In our SCM-based approach, the representation of utterance not only receives information from explicit causes (utterances in the parent set) but also from implicit causes. These implicit causes are treated as independent “noise terms” that are not influenced by context. This ensures that only the residuals of two representations being affected by the same implicit causes will show a correlation. For a linear example, if $A = E_A$, $B = fA + E_B$, then the residual $\Sigma_A = A - \lambda B = \lambda E_B \perp B$, while $\Sigma_B = B - \kappa A = E_B \perp A$. On the contrary, if $B = E_B$, $A = fB + E_A$, the residual $\Sigma_A = E_A \perp B$ while the residual $\Sigma_B = \lambda E_A \perp A$. However, the condition for confounding corresponds to $\Sigma_A \perp B$ and $\Sigma_B \perp A$. Therefore, our structure provides sufficient information for the representation to distinguish whether the correlation is caused by confounding or causal relationship.

Despite the advantage our method has beyond others due to the variations in the probability model, which enhanced the i.i.d. characteristics of the noise, it still faces significant confounding bias. To fully address the confounding effect, we further propose an experimental approach.

With the SCM semantics, an intervention operation $X = x$ is represented through the do-operator $do(X = x)$, which performs the action of replacing the original distribution of X by the constant distribution $P(X = x) = 1$. That is to say, intervention aims to block all paths between two nodes in causal graph (called d-separate). Using intervention, we can analyze 2 confounding situations: confounding between non-adjacent nodes and between adjacent nodes.

Confounding between Non-adjacent Nodes: Consider two utterances U_i and U_j being non-adjacent nodes. Let Pa be the union of the parents of U_i and U_j : $Pa = U_i \cup U_j$. If we perform an intervention on Pa (i.e., $do(Pa = pa)$), we thus have $U_i \perp U_j$ if and only if there is a latent confounder L such that $U_i \leftarrow L \rightarrow U_j$.

Confounding between Adjacent Nodes: Consider two utterances U_i and U_j being adjacent nodes: $U_i \rightarrow U_j$. If there are no latent confounders, we have $P(U_j|U_i) = P(U_j|do(U_i = u_i))$.

However, this is only a theoretical design proposed through causal analysis, as it is difficult to implement in this paper

for the following reasons: a) in our dataset, there are no non-adjacent utterances as all utterances are constructed based on a chain structure. This makes it impossible for us to test for confounding between non-adjacent nodes; b) to achieve $P(X = x) = 1$ in intervention, we must calculate the conditional probabilities between each utterance by adjusting Z formula [99], treating each utterance as an ancestor sample from the Bayesian network. Although we simulated this process via variational inference, computing the probability of high-dimensional vectors remains infeasible to infer. All in all, we will attempt to address the issue of confounding factors in future work.

VIII. CONCLUSION

In this paper, we aim to address the challenge of conversation reasoning, which has proven to be a difficult task for both supervised methods and unsupervised methods (LLMs). Firstly, we construct a Conversation Cognitive Model (CCM) based on intuitive theories, which incorporate concepts related to dialogue such as utterances, plans, actions, and mental states. This model reflects the factors that give rise to utterances and the effects that utterances have, which fills the gap in the field of conversational reasoning by providing a complete and grounded cognitive model that was previously missing. Secondly, we algebraically transform this CCM into a Structural Causal Model (SCM), which represents the complex relationships between utterances through explicit and implicit relationships in a graphical structure. This effect makes it possible to perform statistical modeling and causal analysis of various concept-level factors in conversations. Thirdly, we instantiate the SCM using variational inference, treating the implicit causes as latent variables, to generate a more favorable causal representation of utterances and an inferable causal graph. Finally, we release a synthetic dataset with implicit causes and a simulated dataset with complete causal relationships, filling the last remaining gap in the field of conversation reasoning. We conducted extensive experiments to internally and externally evaluate our model, and discussed the issue of latent confounders that cannot be resolved at present, proposing some experimental designs as a starting point for other researchers to gain insights.

REFERENCES

- [1] N. Gupta, K. Lin, D. Roth, S. Singh, and M. Gardner, “Neural module networks for reasoning over text,” in *International Conference on Learning Representations*, 2019.
- [2] A. Hunter, “Reasoning with inconsistency in structured text,” *The Knowledge Engineering Review*, vol. 15, no. 4, pp. 317–337, 2000.
- [3] E. Kasneci, K. Seßler, S. Küchemann, M. Bannert, D. Dementieva, F. Fischer, U. Gasser, G. Groh, S. Günemann, E. Hüllermeier *et al.*, “Chatgpt for good? on opportunities and challenges of large language models for education,” *Learning and Individual Differences*, vol. 103, p. 102274, 2023.
- [4] J. Wei, X. Wang, D. Schuurmans, M. Bosma, F. Xia, E. Chi, Q. V. Le, D. Zhou *et al.*, “Chain-of-thought prompting elicits reasoning in large language models,” *Advances in Neural Information Processing Systems*, vol. 35, pp. 24 824–24 837, 2022.
- [5] T. Kojima, S. S. Gu, M. Reid, Y. Matsuo, and Y. Iwasawa, “Large language models are zero-shot reasoners,” *Thirty-sixth Conference on Neural Information Processing Systems (NeurIPS 2022)*, 2022.

- [6] E. Zelikman, Y. Wu, J. Mu, and N. Goodman, "Star: Bootstrapping reasoning with reasoning," *Advances in Neural Information Processing Systems*, vol. 35, pp. 15476–15488, 2022.
- [7] H. Chen, X. Yang, J. Luo, and W. Zhu, "How to enhance causal discrimination of utterances: A case on affective reasoning," *Proceedings of the 2023 Conference on Empirical Methods in Natural Language Processing (EMNLP)*, 2023.
- [8] W. Zhao, Y. Zhao, and X. Lu, "Cauain: Causal aware interaction network for emotion recognition in conversations," in *Proceedings of the Thirty-First International Joint Conference on Artificial Intelligence, IJCAI, 2022*, pp. 4524–4530.
- [9] S. Roy and D. Roth, "Solving general arithmetic word problems," in *Proceedings of the 2015 Conference on Empirical Methods in Natural Language Processing*, 2015, pp. 1743–1752.
- [10] Z. Zhang, A. Zhang, M. Li, and A. Smola, "Automatic chain of thought prompting in large language models," in *The Eleventh International Conference on Learning Representations*, 2022.
- [11] X. Wang, J. Wei, D. Schuurmans, Q. Le, E. Chi, and D. Zhou, "Rationale-augmented ensembles in language models," *arXiv preprint arXiv:2207.00747*, 2022.
- [12] Y. Li, Z. Lin, S. Zhang, Q. Fu, B. Chen, J.-G. Lou, and W. Chen, "On the advance of making language models better reasoners," *arXiv preprint arXiv:2206.02336*, 2022.
- [13] Y. Li, H. Su, X. Shen, W. Li, Z. Cao, and S. Niu, "Dailydialog: A manually labelled multi-turn dialogue dataset," in *Proceedings of the Eighth International Joint Conference on Natural Language Processing (Volume 1: Long Papers)*, 2017, pp. 986–995.
- [14] H. Chen, X. Yang, and C. Li, "Learning a general clause-to-clause relationships for enhancing emotion-cause pair extraction," 2022.
- [15] A. Sordani, M. Galley, M. Auli, C. Brockett, Y. Ji, M. Mitchell, J.-Y. Nie, J. Gao, and W. B. Dolan, "A neural network approach to context-sensitive generation of conversational responses," in *Proceedings of the 2015 Conference of the North American Chapter of the Association for Computational Linguistics: Human Language Technologies*, 2015, pp. 196–205.
- [16] Y. Peng, Y. Fang, Z. Xie, and G. Zhou, "Topic-enhanced emotional conversation generation with attention mechanism," *Knowledge-Based Systems*, vol. 163, pp. 429–437, 2019.
- [17] H. Zhou, M. Huang, T. Zhang, X. Zhu, and B. Liu, "Emotional chatting machine: Emotional conversation generation with internal and external memory," in *Proceedings of the AAAI Conference on Artificial Intelligence*, vol. 32, no. 1, 2018.
- [18] C. Zheng, Y. Cao, D. Jiang, and M. Huang, "Difference-aware knowledge selection for knowledge-grounded conversation generation," in *Findings of the Association for Computational Linguistics: EMNLP 2020*, 2020, pp. 115–125.
- [19] K. Mahowald, A. A. Ivanova, I. A. Blank, N. Kanwisher, J. B. Tenenbaum, and E. Fedorenko, "Dissociating language and thought in large language models: a cognitive perspective," *arXiv preprint arXiv:2301.06627*, 2023.
- [20] C. L. Baker and J. B. Tenenbaum, "Modeling human plan recognition using bayesian theory of mind," *Plan, activity, and intent recognition: Theory and practice*, vol. 7, pp. 177–204, 2014.
- [21] K. Funakoshi, "Non-axiomatic term logic: A computational theory of cognitive symbolic reasoning," *arXiv preprint arXiv:2210.06316*, 2022.
- [22] D. J. Litman and J. F. Allen, "A plan recognition model for subdialogues in conversations," *Cognitive science*, vol. 11, no. 2, pp. 163–200, 1987.
- [23] R. Stalnaker, "Common ground," *Linguistics and philosophy*, vol. 25, no. 5/6, pp. 701–721, 2002.
- [24] K. Allan, "What is common ground?" *Perspectives on linguistic pragmatics*, pp. 285–310, 2013.
- [25] W. S. Horton and B. Keysar, "When do speakers take into account common ground?" *Cognition*, vol. 59, no. 1, pp. 91–117, 1996.
- [26] P. Spirtes, "Calculation of entailed rank constraints in partially non-linear and cyclic models," in *Proceedings of the Twenty-Ninth Conference on Uncertainty in Artificial Intelligence*, 2013, pp. 606–615.
- [27] D. Bernstein, B. Saeed, C. Squires, and C. Uhler, "Ordering-based causal structure learning in the presence of latent variables," in *International Conference on Artificial Intelligence and Statistics*. PMLR, 2020, pp. 4098–4108.
- [28] F. Scarselli, M. Gori, A. C. Tsoi, M. Hagenbuchner, and G. Monfardini, "The graph neural network model," *IEEE transactions on neural networks*, vol. 20, no. 1, pp. 61–80, 2008.
- [29] OpenAI, "Gpt-4 technical report," 2023.
- [30] G. Cheng, Q. Liu, and Y. Qu, "Generating characteristic summaries for entity descriptions," *IEEE Transactions on Knowledge and Data Engineering*, vol. 35, no. 5, pp. 4825–4837, 2023.
- [31] L. Yao, Y. Li, S. Li, J. Liu, M. Huai, A. Zhang, and J. Gao, "Concept-level model interpretation from the causal aspect," *IEEE Transactions on Knowledge and Data Engineering*, pp. 1–12, 2022.
- [32] L. Song, Z. Wang, M. Yu, Y. Zhang, R. Florian, and D. Gildea, "Evidence integration for multi-hop reading comprehension with graph neural networks," *IEEE Transactions on Knowledge and Data Engineering*, vol. 34, no. 2, pp. 631–639, 2022.
- [33] D.-V. Vo, T.-T. Tran, K. Shirai, and V.-N. Huynh, "Deep generative networks coupled with evidential reasoning for dynamic user preferences using short texts," *IEEE Transactions on Knowledge and Data Engineering*, pp. 1–16, 2022.
- [34] Y. Yuan, F. Xu, H. Cao, G. Zhang, P. Hui, Y. Li, and D. Jin, "Persuade to click: Context-aware persuasion model for online textual advertisement," *IEEE Transactions on Knowledge and Data Engineering*, vol. 35, no. 2, pp. 1938–1951, 2023.
- [35] Z. Lyu, Y. Wu, J. Lai, M. Yang, C. Li, and W. Zhou, "Knowledge enhanced graph neural networks for explainable recommendation," *IEEE Transactions on Knowledge and Data Engineering*, vol. 35, no. 5, pp. 4954–4968, 2023.
- [36] Y. Zheng, P. Wei, Z. Chen, Y. Cao, and L. Lin, "Graph-convolved factorization machines for personalized recommendation," *IEEE Transactions on Knowledge and Data Engineering*, vol. 35, no. 2, pp. 1567–1580, 2023.
- [37] X. Wang, Q. Li, D. Yu, P. Cui, Z. Wang, and G. Xu, "Causal disentanglement for semantics-aware intent learning in recommendation," *IEEE Transactions on Knowledge and Data Engineering*, pp. 1–1, 2022.
- [38] Z. Du, C. Zhou, J. Yao, T. Tu, L. Cheng, H. Yang, J. Zhou, and J. Tang, "Cogkr: Cognitive graph for multi-hop knowledge reasoning," *IEEE Transactions on Knowledge and Data Engineering*, vol. 35, no. 2, pp. 1283–1295, 2023.
- [39] Y. Shen, N. Ding, H.-T. Zheng, Y. Li, and M. Yang, "Modeling relation paths for knowledge graph completion," *IEEE Transactions on Knowledge and Data Engineering*, vol. 33, no. 11, pp. 3607–3617, 2021.
- [40] Q. Zhu, X. Zhou, J. Tan, and L. Guo, "Knowledge base reasoning with convolutional-based recurrent neural networks," *IEEE Transactions on Knowledge and Data Engineering*, vol. 33, no. 5, pp. 2015–2028, 2021.
- [41] H. Chen, C. Zhang, J. Li, P. S. Yu, and N. Jing, "Kggen: A generative approach for incipient knowledge graph population," *IEEE Transactions on Knowledge and Data Engineering*, vol. 34, no. 5, pp. 2254–2267, 2022.
- [42] Y. Wei, X. Wang, L. Nie, S. Li, D. Wang, and T.-S. Chua, "Causal inference for knowledge graph based recommendation," *IEEE Transactions on Knowledge and Data Engineering*, pp. 1–12, 2022.
- [43] M. Acheli, D. Grigori, and M. Weidlich, "Discovering and analyzing contextual behavioral patterns from event logs," *IEEE Transactions on Knowledge and Data Engineering*, vol. 34, no. 12, pp. 5708–5721, 2022.
- [44] K. Wei, X. Sun, Z. Zhang, L. Jin, J. Zhang, J. Lv, and Z. Guo, "Implicit event argument extraction with argument-argument relational knowledge," *IEEE Transactions on Knowledge and Data Engineering*, pp. 1–14, 2022.
- [45] Q. Shen and T. Boongoen, "Fuzzy orders-of-magnitude-based link analysis for qualitative alias detection," *IEEE Transactions on Knowledge and Data Engineering*, vol. 24, no. 4, pp. 649–664, 2012.
- [46] L. Hu, Z. Chen, Z. Z. J. Yin, and L. Nie, "Causal inference for leveraging image-text matching bias in multi-modal fake news detection," *IEEE Transactions on Knowledge and Data Engineering*, pp. 1–12, 2022.
- [47] H.-C. Liu, X. Luan, M. Zhou, and Y. Xiong, "A new linguistic petri net for complex knowledge representation and reasoning," *IEEE Transactions on Knowledge and Data Engineering*, vol. 34, no. 3, pp. 1011–1020, 2022.
- [48] A. Bikakis and G. Antoniou, "Defeasible contextual reasoning with arguments in ambient intelligence," *IEEE Transactions on Knowledge and Data Engineering*, vol. 22, no. 11, pp. 1492–1506, 2010.
- [49] G. Civitaresse, T. Sztyley, D. Riboni, C. Bettini, and H. Stuckenschmidt, "Polaris: Probabilistic and ontological activity recognition in smart-homes," *IEEE Transactions on Knowledge and Data Engineering*, vol. 33, no. 1, pp. 209–223, 2021.
- [50] Z. Yang, J. Xiang, J. You, Q. Li, and W. Liu, "Event-oriented visual question answering: The e-vqa dataset and benchmark," *IEEE Transactions on Knowledge and Data Engineering*, pp. 1–14, 2023.
- [51] J. Yu, Q. Su, X. Quan, and J. Yin, "Multi-hop reasoning question generation and its application," *IEEE Transactions on Knowledge and Data Engineering*, vol. 35, no. 1, pp. 725–740, 2023.
- [52] L. Peng, Y. Yang, X. Zhang, Y. Ji, H. Lu, and H. T. Shen, "Answer again: Improving vqa with cascaded-answering model," *IEEE Transactions on Knowledge and Data Engineering*, vol. 34, no. 4, pp. 1644–1655, 2022.

- [53] R. Xia and Z. Ding, "Emotion-cause pair extraction: A new task to emotion analysis in texts," in *Proceedings of the 57th Annual Meeting of the Association for Computational Linguistics*. Florence, Italy: Association for Computational Linguistics, Jul. 2019, pp. 1003–1012.
- [54] D. Ghosal, N. Majumder, and S. e. a. Poria, "DialogueGCN: A graph convolutional neural network for emotion recognition in conversation," in *Proceedings of the 2019 Conference on Empirical Methods in Natural Language Processing (EMNLP)*, Nov. 2019, pp. 154–164.
- [55] W. Shen, S. Wu, Y. Yang, and X. Quan, "Directed acyclic graph network for conversational emotion recognition," in *Proceedings of the 59th Annual Meeting of the Association for Computational Linguistics*. Online: Association for Computational Linguistics, Aug. 2021, pp. 1551–1560.
- [56] S. Poria, N. Majumder, D. Hazarika, D. Ghosal, R. Bhardwaj, S. Y. B. Jian, P. Hong, R. Ghosh, A. Roy, N. Chhaya *et al.*, "Recognizing emotion cause in conversations," *Cognitive Computation*, vol. 13, no. 5, pp. 1317–1332, 2021.
- [57] T. A. Van Dijk, W. Kintsch *et al.*, "Strategies of discourse comprehension," 1983.
- [58] F. Sidera, G. Perpiñà, J. Serrano, and C. Rostan, "Why is theory of mind important for referential communication?" *Current Psychology*, vol. 37, pp. 82–97, 2018.
- [59] I. Heim, "File change semantics and the familiarity theory of definiteness," *Semantics Critical Concepts in Linguistics*, pp. 108–135, 1983.
- [60] M. Hunt and E. K. Acton, "'how's the wife?': Pragmatic reasoning in spousal reference," *Journal of Pragmatics*, vol. 188, pp. 152–170, 2022.
- [61] M. Poesio and D. R. Traum, "Conversational actions and discourse situations," *Computational intelligence*, vol. 13, no. 3, pp. 309–347, 1997.
- [62] H. Kamp, "A theory of truth and semantic representation," in *Meaning and the Dynamics of Interpretation*. Brill, 2013, pp. 329–369.
- [63] S. Brown-Schmidt and M. C. Duff, "Memory and common ground processes in language use," pp. 722–736, 2016.
- [64] R. Chen, "Toward a motivation model of pragmatics," in *Toward a Motivation Model of Pragmatics*. De Gruyter Mouton, 2022.
- [65] G. L. McKinley, S. Brown-Schmidt, and A. S. Benjamin, "Memory for conversation and the development of common ground," *Memory & cognition*, vol. 45, pp. 1281–1294, 2017.
- [66] H. H. Clark and S. E. Brennan, "Grounding in communication." 1991.
- [67] R. C. Stalnaker, "Assertion," in *Pragmatics*. Brill, 1978, pp. 315–332.
- [68] J. Kleres, "Emotions and narrative analysis: A methodological approach," *Journal for the theory of social behaviour*, vol. 41, no. 2, pp. 182–202, 2011.
- [69] O. Hargie, *Skilled interpersonal communication: Research, theory and practice*. Routledge, 2021.
- [70] H. H. Clark and E. F. Schaefer, "Contributing to discourse," *Cognitive science*, vol. 13, no. 2, pp. 259–294, 1989.
- [71] H. H. Clark, "Inferences in comprehension," *Basic processes in reading: Perception and comprehension*, vol. 2433263, 1977.
- [72] D. Solomon and J. Theiss, *Interpersonal communication: Putting theory into practice*. Routledge, 2012.
- [73] C. Bloch, "Emotions and discourse," *Text & Talk*, vol. 16, no. 3, pp. 323–342, 1996.
- [74] A. Gopnik and A. N. Meltzoff, *Words, thoughts, and theories*. MIT Press, 1997.
- [75] T. Gerstenberg and J. B. Tenenbaum, "Intuitive theories," 2017.
- [76] W. Shen, J. Chen, X. Quan, and Z. Xie, "Dialogxl: All-in-one xlnet for multi-party conversation emotion recognition," in *AAAI*, 2021.
- [77] D. Zhang, L. Wu, C. Sun, S. Li, Q. Zhu, and G. Zhou, "Modeling both context-and speaker-sensitive dependence for emotion detection in multi-speaker conversations," in *IJCAI*, 2019, pp. 5415–5421.
- [78] Z. Lian, B. Liu, and J. Tao, "Decn: Dialogical emotion correction network for conversational emotion recognition," *Neurocomputing*, vol. 454, pp. 483–495, 2021.
- [79] J. Gao, Y. Liu, H. Deng, W. Wang, Y. Cao, J. Du, and R. Xu, "Improving empathetic response generation by recognizing emotion cause in conversations," in *Findings of the association for computational linguistics: EMNLP 2021*, 2021, pp. 807–819.
- [80] W. Li, Y. Li, V. Pandelea, M. Ge, L. Zhu, and E. Cambria, "Ecpec: emotion-cause pair extraction in conversations," *IEEE Transactions on Affective Computing*, 2022.
- [81] H. Zhou, T. Young, M. Huang, H. Zhao, J. Xu, and X. Zhu, "Common-sense knowledge aware conversation generation with graph attention," in *IJCAI*, 2018, pp. 4623–4629.
- [82] X. Sun, X. Peng, and S. Ding, "Emotional human-machine conversation generation based on long short-term memory," *Cognitive Computation*, vol. 10, no. 3, pp. 389–397, 2018.
- [83] W. Wang, S. Feng, L. Chen, D. Wang, and Y. Zhang, "Learning to improve persona consistency in conversation generation with information augmentation," *Knowledge-Based Systems*, vol. 228, p. 107246, 2021.
- [84] Z. Liu, Z.-Y. Niu, H. Wu, and H. Wang, "Knowledge aware conversation generation with explainable reasoning over augmented graphs," in *Proceedings of the 2019 Conference on Empirical Methods in Natural Language Processing and the 9th International Joint Conference on Natural Language Processing (EMNLP-IJCNLP)*, 2019, pp. 1782–1792.
- [85] S. Shimizu, P. O. Hoyer, A. Hyvärinen, A. Kerminen, and M. Jordan, "A linear non-gaussian acyclic model for causal discovery," *Journal of Machine Learning Research*, vol. 7, no. 10, 2006.
- [86] R. Sanchez-Romero, J. D. Ramsey, K. Zhang, M. R. Glymour, B. Huang, and C. Glymour, "Estimating feedforward and feedback effective connections from fmri time series: Assessments of statistical methods," *Network Neuroscience*, vol. 3, no. 2, pp. 274–306, 2019.
- [87] F. Xie, R. Cai, B. Huang, C. Glymour, Z. Hao, and K. Zhang, "Generalized independent noise condition for estimating latent variable causal graphs," *Advances in Neural Information Processing Systems*, vol. 33, pp. 14 891–14 902, 2020.
- [88] S. Löwe, D. Madras, R. Zemel, and M. Welling, "Amortized causal discovery: Learning to infer causal graphs from time-series data," in *Conference on Causal Learning and Reasoning*. PMLR, 2022, pp. 509–525.
- [89] S. D. Houlihan, D. Ong, M. Cusimano, and R. Saxe, "Reasoning about the antecedents of emotions: Bayesian causal inference over an intuitive theory of mind," in *Proceedings of the Annual Meeting of the Cognitive Science Society*, vol. 44, no. 44, 2022.
- [90] D. W. Teo, Z. Y. Ang, and D. Ong, "Modeling causal inference from emotional displays," in *Proceedings of the Annual Meeting of the Cognitive Science Society*, vol. 44, no. 44, 2022.
- [91] R. Agrawal, C. Squires, N. Prasad, and C. Uhler, "The decamfounder: Non-linear causal discovery in the presence of hidden variables," *arXiv preprint arXiv:2102.07921*, 2021.
- [92] R. J. Evans, "Graphs for margins of bayesian networks," *Scandinavian Journal of Statistics*, vol. 43, no. 3, pp. 625–648, 2016.
- [93] D. P. Kingma and M. Welling, "Auto-encoding variational bayes," 2022.
- [94] P. Velickovic, G. Cucurull, A. Casanova, A. Romero, P. Lio, and Y. Bengio, "Graph attention networks," *stat*, vol. 1050, p. 4, 2018.
- [95] C. Maddison, A. Mnih, and Y. Teh, "The concrete distribution: A continuous relaxation of discrete random variables," in *Proceedings of the international conference on learning Representations*. International Conference on Learning Representations, 2017.
- [96] C. Squires, A. Yun, E. Nichani, R. Agrawal, and C. Uhler, "Causal structure discovery between clusters of nodes induced by latent factors," in *Conference on Causal Learning and Reasoning*. PMLR, 2022, pp. 669–687.
- [97] Y. Liu, M. Ott, N. Goyal, J. Du, M. Joshi, D. Chen, O. Levy, M. Lewis, L. Zettlemoyer, and V. Stoyanov, "Roberta: A robustly optimized bert pretraining approach," *arXiv preprint arXiv:1907.11692*, 2019.
- [98] B. Knyazev, G. W. Taylor, and M. Amer, "Understanding attention and generalization in graph neural networks," *Advances in neural information processing systems*, vol. 32, 2019.
- [99] J. Pearl, *Causality*. Cambridge university press, 2009.