

Understanding Blockchain Governance: Analyzing Decentralized Voting to Amend DeFi Smart Contracts*

Johnnatan Messias[†]
johnme@mpi-sws.org
 MPI-SWS
 Germany

Vabuk Pahari
vpahari@mpi-sws.org
 MPI-SWS
 Germany

Balakrishnan
 Chandrasekaran
b.chandrasekaran@vu.nl
 Vrije Universiteit Amsterdam
 Netherlands

Krishna P. Gummadi
gummadi@mpi-sws.org
 MPI-SWS
 Germany

Patrick Loiseau
patrick.loiseau@inria.fr
 Inria, FairPlay team
 France

ABSTRACT

Smart contracts are contractual agreements between participants of a blockchain, who cannot implicitly trust one another. They are software programs that run on top of a blockchain, and we may need to change them from time to time (e.g., to fix bugs or address new use cases). Governance protocols define the means for amending or changing these smart contracts without any centralized authority. They distribute instead the decision-making power to every user of the smart contract: Users vote on accepting or rejecting every change. The focus of this work is to evaluate whether, how, and to what extent these protocols ensure decentralized governance, the fundamental tenet of blockchains, in practice. This evaluation is crucial as smart contracts continue to transform our key, traditional, centralized institutions, particularly banking and finance.

In this work, we review and characterize decentralized governance in practice, using Compound—one of the widely used governance protocols—as a case study. We reveal a high concentration of voting power in Compound: 10 voters hold together 57.86% of the voting power. Although proposals to change or amend the protocol (or, essentially, the application they support) receive, on average, a substantial number of votes (i.e., 89.39%) in favor, they require fewer than three voters to obtain 50% or more votes. We show that voting on Compound governance proposals can be unfairly expensive for small token holders, and also discover voting coalitions that can further marginalize these users. We plan on publishing our scripts and data set on GitHub to support reproducible research.

1 INTRODUCTION

Blockchains have the potential to transform traditional and centralized sectors of great societal importance, such as banking and finance [2, 27, 65, 67], by providing a secure means of ensuring compliance via contracts, i.e., established agreements, in situations where participants cannot trust each other [61, 75, 87, 90]. Many prior work studied different types of security vulnerabilities that arise from incorrect implementations or unintended (or undesired) executions of smart contracts over blockchains, particularly in the context of decentralized finance (DeFi) applications such as exchanges [2, 27], loans [65, 67], and auctions [32]. Few studies, if any, focused, however, on vulnerabilities that may originate in the design of the procedures to *amend*, i.e., change, smart contracts, and/or stem from the execution of these procedures in practice. In this paper, we focus on the *governance protocols* of smart contracts, which define the procedures and mechanisms by which smart contracts—which users have previously agreed upon—can be amended.

An appealing feature of the governance protocols is their decentralization, i.e., their independence from any central trusted authorities [2, 6, 8, 18, 53]. The power to propose and approve amendments to a smart contract in governance protocols rests with stakeholders of the smart contract. Users vote on the amendments, and the voting power of each voter is proportional to their stake in the protocol. The majority vote decides whether that amendment is approved or rejected. The protocols, furthermore, enhance transparency in voting by eschewing trusted election monitors and relying, instead, on on-chain voting mechanisms [88].

The transparent decentralized governance of DeFi smart contracts stands in sharp contrast to opaque, centralized governance of crypto exchanges such as FTX [43, 62]. In the case of FTX, opaque decision-making by a small group of individuals resulted in a collapse in trust. This debacle, among

*We have submitted this work for publication and are currently awaiting a decision.

[†]<https://johnnatan-messias.github.io> – Twitter: @johnnatan_me

others such as the crashes of Silicon Valley Bank [30] and Luna [46, 66], highlight the need for a mechanism that will allow *every* stakeholder to participate in critical decisions and engage in discussions in a *transparent* manner. The use of governance mechanisms by themselves does not guarantee, nevertheless, that all the potentially diverse interests of stakeholders are taken into account in deciding whether to approve any given amendment. Of crucial importance are how the governance tokens (i.e., the voting power) are distributed among the stakeholders, whether the token holders actively participate in the voting on amendments in practice, how controversial the amendment proposals are (i.e., whether voters approve or reject them with large or small majority), and whether stakeholders form voting coalitions that result in marginalizing some voters, i.e., being consistently in the minority. In practice, unequal or unfair distribution of governance tokens, limited voting participation, lack of dissenting votes to proposals, voting coalitions, and marginalization of some users’ undermine the core objective of decentralization, potentially compromising the security of the governance protocol [40, 74].

This work provides an in-depth analysis of the voting patterns, delegation practices, and outcomes of proposals in one of the widely used governance protocols: Compound [21, 53]. Since Compound records the votes cast transparently on a blockchain (i.e., uses on-chain voting), we conducted measurements studies to analyze the extent to which this voting is decentralized, i.e., how small or large are the set of voters that determine the outcomes for the amendments. Our goal is to thoroughly examine this protocol to better understand how its governance mechanism operates and identify potential areas for improvement.

Compound regulates its voting process via the Compound (COMP) token, an ERC-20 asset, as follows. First, it allows token holders to participate in governance by proposing and voting on changes to the protocol through an on-chain voting mechanism where voting power of a user is proportional to the amount of delegated tokens held by them—one token equals one vote. Second, it permits its holders to delegate their tokens to other users, enabling users (who do not wish to exercise their voting rights) to delegate their voting power to others. The protocol essentially supports a form of *liquid democracy* that combines direct democracy and representative democracy, where voters can delegate their voting power to trusted representatives [11, 13, 16]. Some protocol changes that token holders can propose and vote on include adjustments to the borrowing and lending rates, changes to how new tokens are distributed, and changes to the parameters of the voting process. They can also change the duration of the (change) proposal’s life cycle and other aspects of the protocol. To incentivize participation in token lending and borrowing through the protocol, Compound distributes

1234 COMP tokens *daily* to users and applications in various markets (e.g., ETH, DAI, and USDC), in proportion to the amount that they lend or borrow [23].

We summarize our contributions as follows.

- ★ We characterize the Compound protocol’s on-chain voting process, showing that it is active and regularly used, with a steady flow of proposals. The majority of the proposals receive significant support: on average, 89.39% of votes are in favor.

- ★ We reveal a substantial variation in voting costs, from \$0.03 to \$294.02, with an average of \$7.88.¹ If we normalize the costs per vote by the count of tokens held by users, we obtain an average cost per vote unit of \$358.54. Voting costs on Compound can, hence, be *unfairly* expensive for small token holders, which has fairness implications for the decision-making process.

- ★ We show that a small group of 10 voters holds a significant amount of voting power (57.86% of all tokens) and that proposals only required an average of 2.84 voters to obtain at least 50% of the votes. These observations strongly suggest that the voting outcomes in Compound may not reflect the preferences of the broader community.

- ★ We also discover potential voting coalitions among the top voters, which could further exacerbate concerns of voting concentration.

- ★ To foster reproducible research and inspire investigations into other aspects of governance protocols, we plan to share our scripts and data sets via a GitHub repository.

2 BACKGROUND

We review the background on blockchains and smart contracts that underpin DeFi applications in this section. Then, we describe the need for amending the smart contracts, the challenges inherent in making changes, and a widely used approach for updating them.

2.1 Blockchains & smart contracts

A blockchain is a decentralized and distributed ledger of cryptographically linked records of transactions. The ledger is maintained and continually extended by the blockchain participants by carrying out various functions. *Transaction issuers*, for instance, issue transactions and share it with other participants through a peer-to-peer (P2P) network. Such transactions are deemed *unconfirmed* until they are added permanently to the blockchain. Some others, called *miners* or *block proposers*, bundle the transactions into *blocks* for confirmation. They propose the new block over the P2P network where others can verify it and, if successful, add to their copy of the blockchain—thereby extending the ledger or chain of blocks. The miner collects a reward in the form

¹All costs are in USD.

of newly minted coins as an incentive for their contribution to the network along with the transactions fees provided by the issuers.

Blockchains have immense potential to transform traditional, centralized financial applications [2, 27, 65, 67]. Of particular note is their capability to ensure compliance from participants who cannot implicitly trust one another. This capability is rooted in *smart contracts*—contractual agreements encoded in software programs that run atop the blockchain. Smart contracts are typically developed using Solidity, a domain-specific programming language [79], and they can be executed in the Ethereum virtual machine (EVM). Their implementations abide by standards such as ERC-20 [31] to ensure compatibility and interoperability among them. The ERC-20 standard defines, for instance, the key functions for creating and implementing smart contracts for fungible tokens (e.g., Compound’s COMP token).

2.2 Decentralized governance

Smart contracts underpin many DeFi applications today [2, 27, 32, 65, 67], and it is only natural to have a mechanism for updating these (software) contracts to fix bugs or evolve them over time to cater for new use cases [29, 54, 95]. If decisions concerning such updates are made in a centralized manner, e.g., by a regulatory body, or a cabal of developers or miners, it undermines users’ trust in the applications that these contracts support. The updates could, for instance, be tailored to benefit the centralized regulatory body at the expense of others. Governance protocols address this issue by distributing the decision-making power among all the users of the application or smart contract being updated.

A governance protocol establishes rules and (transparent) mechanisms for changing smart contracts. It defines the required procedures for creating, voting on, and executing proposals to amend smart contracts. It facilitates users of a protocol (or, more aptly, *token holders* who hold one or more tokens of the protocol) to propose changes. The changes are then vetted by and voted by other users, and implemented only if the proposals receive the majority of favorable votes. The protocols also grant voting power to a user based on the number of tokens held by them, essentially capturing the user’s stake and/or participation in the protocol. Some protocols such as Compound [53] and Uniswap [2] allow token holders who do not wish to exercise their voting power to delegate their voting power (i.e., tokens) to others. This delegation is a form of *liquid democracy*, where voters can participate in decision-making either directly by voting or indirectly by delegating their voting rights to others [11, 13, 16]. Governance protocols give every participant the right to propose, support, or oppose any proposal. They are, hence,

crucial for ensuring absolute decentralization of applications running atop blockchains.

2.3 Attacks on Governance

A potential issue in the governance of blockchain networks is the concentration of governance tokens in the hands of a few participants, which can pose a threat to the protocol [60]. This issue manifested in Balancer [9], a decentralized exchange (DEX) running on top of Ethereum, where a user with large amount of governance tokens voted for decisions that were beneficial for the user but detrimental for the protocol [40]. When a minority holds a large portion of the tokens, decision-making power can become centralized, which conflicts with the goal of decentralization of governance protocols.

Yet another issue concerns many centralized exchanges that *hold* their users’ tokens; they could potentially use these tokens for voting *without* their users’ knowledge, compromising the integrity of the voting process [36, 74]. Alameda Research, a former cryptocurrency trading firm, which was affiliated with FTX, for example, voted on 8 proposals and even initiated three proposals (#13, #14, and #16) on Compound [69–71]. Eventually, one of the proposals was executed. Their goal was to raise the collateral of WBTC from 0% to 40%, which allowed WBTC to be utilized for borrowing other assets [93]. This change may have been beneficial to Alameda Research as they were one of the biggest WBTC minters and held highly leveraged positions (i.e., borrowed money to invest even more) [44, 94]. To alleviate these concerns, centralized exchanges typically promise that they will not use their users’ tokens to vote on their behalf [78]. While there is no guarantee that they will keep their promise, we can monitor their public wallet addresses to check if the exchange has delegated these governance tokens to another address, or whether they used the tokens for voting while they were stored on that exchange.

Governance protocols intend to eliminate (or at least minimize) centralized decision-making in blockchains. Their effectiveness in achieving that goal can, however, be compromised depending on how the tokens (i.e., voting power) are distributed. Our work evaluates whether governance protocols uphold their promise of decentralized governance of smart contracts, and, if they do not, investigates exactly how they renege on that promise.

3 RELATED WORK

There is rich literature on decentralized governance and social contracts, decentralized autonomous organizations (DAOs), and on-chain governance protocols. Below, we review prior efforts that is most relevant to our work.

Table 1: Summary of events related to the Compound (COMP) token that we gathered from the Ethereum blockchain.

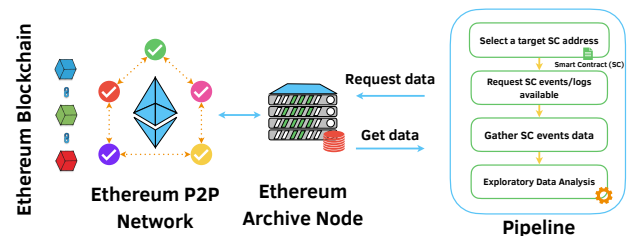
Event name	# of events	Description
<i>Approval</i>	213,220	Standard ERC-20 approval event.
<i>DelegateChanged</i>	12,095	Emitted when an account changes its delegate. This means that the delegatee will receive voting power from the sender. Users can only delegate to one address at a time, and the number of votes added to the delegatee’s vote count is equal to the user’s balance. The delegation of votes will take effect from the current block until the sender either delegates to a different address or transfers their tokens.
<i>DelegateVotesChanged</i>	75,820	Emitted when a delegate account’s vote balance changes.
<i>Transfer</i>	1,886,618	Emitted when users/holders transfer their tokens to another address.

Decentralized Governance and Social Contracts Prior work have studied the potential of blockchain-based (decentralized) governance for replacing centralization in traditional applications and services. Atzori *et al.* discussed, for instance, the extent to which blockchain-based governance can mitigate or replace the centralized and hierarchical societal structures and authorities [8]. Reijers *et al.* examined the relationship between blockchain governance and social contract theory [68]. They analyzed the political implications of the blockchain technology and how it follows or deviates from the governance principles established by philosophers such as Thomas Hobbes [42], Jean-Jacques Rousseau [73], and John Rawls [17]. Chen *et al.* presented the trade-offs between decentralization and performance [18]. Arruñada and Garicano suggested new forms of “soft” decentralized governance to surpass traditional centralized governance structures [6]. Zwitter and Hazenberg conducted a comprehensive review of governance theory and proposed a re-conceptualization of the term governance that is tailored to DAOs [96]. These prior work provide valuable insights into decentralized governance structures, albeit they neither confirm the extent to which their (theoretical) observations hold in real-world implementations nor characterize the behavior of governance protocols deployed today.

Decentralized Autonomous Organizations (DAOs) Several prior studies analyzed the governance structures of DAOs [10, 41, 72]. Hassan and De Filippi analyzed what DAOs constitute and discuss their key traits [41]. Rikken *et al.* identified various political challenges in governance of blockchains [72]. Beck *et al.* [10] presented a case study of a DAO in Swarm City [19], a decentralized commerce platform. A recent work categorized the governance of several blockchains such as Bitcoin, Ethereum, Tezos, Polkadot, and some governance protocols like Uniswap [2], MakerDAO [58] and Compound [53] into different types [45]. These invaluable prior work do not, nevertheless, empirically examine the data on existing DAOs to characterize how users interact with on-chain governance smart contracts.

4 METHODOLOGY

Our analyses rely on collating all activities, e.g., blocks, transactions, and smart contract executions, on the Ethereum

**Figure 1: Overview of the data collection methodology and analysis.**

blockchain over a long period (i.e., a few years). To gather the data, we deployed an Ethereum *archive* node on a server with 64 cores (with a base clock frequency of 2.25GHz that can be boosted to 3.4 GHz), 256 MB L3 cache, 252 GB of RAM, and 21 TB of NVMe-based storage. The archive node took about 4 weeks—a relatively long time, though not unexpected—to fully synchronize with the Ethereum blockchain. We used Web3.py [89], a Python library for interacting with Ethereum nodes, to query and retrieve the information that we need from the archive node (Fig. 1).

Smart-contract events Smart contracts in Ethereum, developed using Solidity, can generate and dispatch *events* for signaling various types of activity (e.g., ERC-20 token transfers or state changes) within the contract. Ethereum applications can subscribe to these events, or analyze them later since Ethereum persists the events in the blockchain via the “logs” field of the transaction receipt attribute. We used these logs to filter transactions that triggered specific events, e.g., sending, receiving, or swapping tokens. We also filtered and analyzed transactions that triggered events related to governance protocols tokens to track the evolution of each proposal, including when it was created, when users started voting, and when it was executed or canceled. We refer the reader to §B for low-level implementation details on how we filter and gather transactions that trigger events of interest.

Data set We gathered various details on Compound tokens and Compound governance contracts between March 3, 2020 (block #9,600,000) and November 7, 2022 (block #15,917,000) from our Ethereum archive node. This 32-month study period includes Compound’s entire lifetime (from its inception). We illustrate our methodology and data-analysis pipeline

Table 2: Summary of events related to the Compound Governor contracts recorded on the Ethereum blockchain.

Event name	# of events	Description
<i>ProposalCanceled</i>	17	Emitted when a proposal is canceled.
<i>ProposalCreated</i>	133	Emitted when a new proposal is created.
<i>ProposalExecuted</i>	101	Emitted when a proposal is executed in the TimeLock.
<i>ProposalQueued</i>	105	Emitted when a proposal is added to the queue in the TimeLock.
<i>VoteCast</i>	9500	Emitted when a vote is cast on a proposal: 0 for against, 1 for in-favor, and 2 for abstain.

in Fig. 1. We obtained 213,220 *Approval* events, 12,095 *DelegateChanged* events, 75,820 *DelegateVotesChanged* events, and 1,886,618 *Transfer* events for Compound tokens (Tab. 1). We also collected various events (Tab. 2) related to the Compound Governance contract for analyzing various aspects of the proposal creation and voting processes.

Inferring wallet address ownership To track the activities (e.g., proposal creation, voting, and delegation) of various users or entities on Compound, we must identify the owners of public wallet addresses in Ethereum transactions related to the Compound protocol. This task of wallet-address ownership determination is challenging due to the inherent anonymity of blockchains [4, 5]. This task is further complicated because owners are only identifiable if they choose to voluntarily make their identities public. To address this challenge, we combine wallet ownership information from two widely used data sources: Etherscan [34] and Sybil-List [82]. The former is a blockchain explorer that helps in identifying the top holders of various cryptocurrencies, and the latter, a Uniswap governance tool for discovering delegates addresses [81]. It uses cryptographic proofs for verifying wallet addresses voluntarily disclosed by the wallet owner. From these two data sources, we gathered the owners of 3191 public wallet addresses (refer §C for more details). We used these addresses to infer the owners of 17 (51.52%) of the 33 unique addresses associated with proposal creation, 114 (3.42%) out of 3335 proposal voters, and 265 (0.13%) out of 210,598 token holders. By analyzing the top 10 most influential voters for each proposal, determined by the number of delegated tokens they possessed when casting their vote (refer to Fig. 21 in §E), we were able to infer the ownership of 67 (50.37%) of these 133 unique addresses. Finally, as an entity can control more than one address, we grouped the addresses we identified belonging to the same entity together to conduct our analysis.

5 VOTING MODALITIES

Proposals to change a governance protocol takes birth in the protocol’s community forum. Community members suggest and discuss potential changes to the protocol in the forum and may even conduct an informal poll to gauge the community’s support for a proposal. The proposer then either

amends the proposal to incorporate the community’s feedback and submit it for a formal vote, or simply abandon it. The formal voting on the proposal has two modes: *on-chain* and *off-chain* voting.

On-chain voting In this voting system, participants make all governance decisions via smart contracts on a blockchain. Under this system, participants cast a vote by issuing a transaction (and paying a fee for committing it) to the blockchain. The system allows only participants with at least a threshold amount of (governance) tokens to create a proposal, albeit any token holding participant can vote on that proposal. It executes the proposal on the blockchain only if it receives a significant number of votes in favor and reaches a *quorum*. This voting system thus facilitates making transparent and tamper-proof changes to the protocol. Decentralized governance protocols such as AAVE [1], Compound [21], and Uniswap [86] use on-chain voting.

Off-Chain Voting This system conducts voting on an off-chain third-party platform and, as a consequence, also establishes the rules for voting, aggregating votes, and determining the results off-chain. Protocols such as Balancer [9] and Convex Finance [24], for instance, use Snapshot [51] for off-chain voting. Snapshot stores the voting data on a P2P network called InterPlanetary File System (IPFS) [50]. The voting process does not require voters to pay any fees and (unlike on-chain voting) promotes participation across all participants, regardless of their level of participation or investment in the protocol. After the voting, this system uses a *multi-signature* contract to enact the off-chain voting outcome on the blockchain. Typically, an *n-of-m multisig* contract requires the transaction to be signed by at least *n* out of the *m* “admins” to be executed on-chain. The system trusts the multisig “admins”, who are well-known in the community, to implement the voting outcome on the blockchain truthfully. The admins can also, however, refuse the protocol. In Convex Finance, for instance, the admins can choose not to execute a proposal if they deem it harmful, even if it had received the majority of votes and reached a quorum [25]. On-chain voting systems, in contrast, prevent such manipulation of voting outcomes by one or more individuals (after the voting process), since all governance decisions (e.g., voting and execution) happen on the chain.

Token delegations Some governance protocols (e.g., Compound, Uniswap, and AAVE) require a user to own a certain amount of governance tokens for casting a vote. Users must delegate their tokens either to themselves or, if they do not wish to vote, delegate them to others. The ability to delegate voting power to others facilitates a form of liquid democracy; the token holder who delegates or sells their tokens to another loses their voting power. Delegations allow anyone to buy (or sell) tokens and gain (or lose) voting power instantly. Justin Sun, the founder of (stablecoin) TrueUSD [85], for instance, allegedly borrowed COMP tokens to create and vote for Compound proposal #84 [83], resulting in a *governance attack* [84]; this proposal was, however, defeated.

Token “locking” Protocols such as Balancer and Curve [26] mandate that a user “lock” their tokens into a smart contract for a specified period of time to gain their right to vote. The user cannot withdraw the locked tokens until the lock-up period expires. The voting power of a user in this system is proportional to the amount of tokens locked as well as the lock-up period. In Balancer, for instance, a user receives 1 unit of voting power if they lock 1 token into the contract for 1 year, and only half that voting power if they lock it instead for 6 months.

Continuous voting A few protocols (e.g., MakerDAO [58]) allow voters to change their votes at any time during the voting period. Users propose a protocol change by developing a new implementation via a smart contract. The new implementation is accepted if it receives more votes than the current one, i.e., the winning implementation must always receive the majority of the votes (or tokens). MakerDAO requires a user to deposit their (MKR) tokens into the (Maker) Governance contract for casting a vote. The more tokens they deposit, the more voting power they obtain, and they vote for their desired implementation by specifying it as a protocol parameter in the smart contract. Since the voting process is continuous, if a user withdraws their MKR tokens from the governance contract, their vote will no longer count towards the implementations for which they previously voted.

We refer the reader to §D (particularly Tab. 3) for a characterization of the voting methods, delegation approaches, and proposal executions in various other governance protocols. Understanding how voting is conducted (i.e., whether it is on-chain or off-chain) and proposals are executed is fundamental for analyzing how voters, proposers, and others interact with these governance protocols.

6 COMPOUND’S GOVERNANCE

Compound [53] is a decentralized lending protocol that allows users to lend and borrow tokens or assets via smart

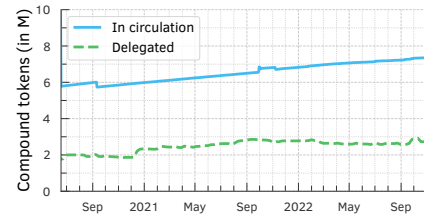


Figure 2: Amount of COMP tokens (in millions) in circulation and delegated overtime. Compound tokens have been released to the public since June 15, 2020.

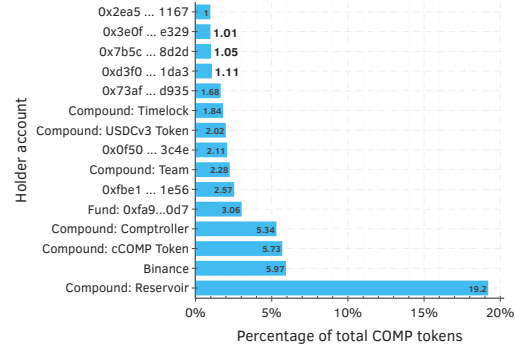


Figure 3: Distribution of the top 15 COMP tokens holders. Together, these accounts hold 56.02% (5.6 million) out of 10 million COMP tokens.

contracts. Lenders earn interest (*yield*) by supplying liquidity to the protocol, while borrowers obtain tokens from the protocol and pay interest on the borrowed tokens.

Compound protocol has two versions of its governance contract: *Alpha* and *Bravo*. *Compound Governor Alpha*, the first version of the governance contract, was deployed on March 4 2020 (block #9,601,459) and was active until March 28, 2021 (block #12,126,254).² The improved version, *Compound Governor Bravo*, was deployed on March 9, 2021 (block #12,006,099) and has been active since April 14, 2021 (block #12,235,671).³ Brave introduced several improvements such as smart-contract upgradability (through proxies), a new option for voters to abstain from voting, and the ability for voters to state the reasons behind their voting choices through text comments attached to on-chain votes. The Bravo contract was proposed in proposal #42, and it received 1,438,679.86 votes from 59 voters—all but one vote were in favor of its implementation [49].

6.1 Control of Governance Tokens

The voting power of a user in Compound is proportional to the amount of (delegated) tokens held by that user—one

²The Compound Governor Alpha was deployed at the Ethereum smart contract address `0xc0dA01a04C3f3E0be433606045bB7017A7323E38`.

³The Compound Governor Bravo was deployed at the Ethereum smart contract address `0xc0Da02939E1441F497fd74F78cE7Decb17B66529`.

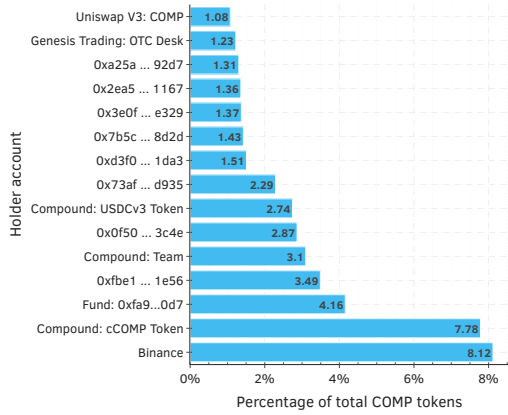


Figure 4: Distribution of the top 15 COMP tokens holders (in circulation). These accounts hold 43.83% (3.2 million) out of 7.3 million COMP tokens in circulation.

token equals one vote. Below, we examine how these tokens are distributed over time among Compound participants.

6.1.1 Distribution of token holding. Initially, 42.15% of the total Compound supply (10 million COMP tokens) was allocated to liquidity mining,⁴ 23.95% to shareholders, 22.46% to the founders and the Compound team, 7.73% to the community, and 3.71% to future team members [20]. The public release of COMP tokens started only after proposal #7 was executed on June 15, 2020 [48]. This proposal enabled the continued distribution of COMP tokens to the protocol users over time (see Fig. 2). At the time of our analysis (November 7, 2022), the 10 million COMP tokens were distributed among 210,573 accounts. The largest holder is *Compound Reservoir* with 19.24% (1,924,344.52) of the tokens followed by *Binance* (5.97% or 397,289.78 tokens) and *cComp* (5.73% or 572,723.77 tokens) as shown in Fig. 3. The *Compound Team* holds 2.28% (228,061.62) and *Compound Timelock* 1.84% (184,258.39) of the tokens.

Of the total supply, only 7.3 million COMP tokens are, however, in circulation (Fig. 2), and we characterize their distribution among a few top token holders in Fig. 4. In calculating the tokens in circulation, we only included tokens that can be traded or exchanged between users. We excluded *locked* tokens from the *Compound Reservoir*, *Comptroller*, and *Timelock* contracts from our analysis [21, 47], which are *not* in circulation. These locked tokens require a governance proposal to be released, although some of them are released daily through the *Comptroller* as an incentive for users to use the protocol, by lending or borrowing these tokens.

We plot the cumulative distributions of all available COMP tokens along with the locked, delegated, and in-circulation tokens, i.e., the tokens available for users to buy, trade, or

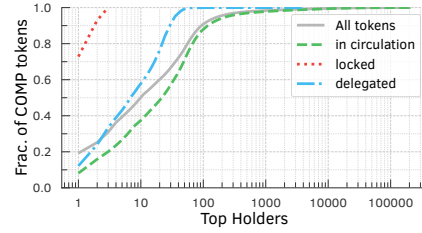


Figure 5: Cumulative distribution of the fraction of COMP tokens held per account. The 10 million tokens available are shared among 210,573 accounts (in grey). The dashed green line shows the distribution of the fraction of 7.3 million (73.57%) COMP tokens in circulation held by 210,570 accounts. The 2.6 million locked tokens are held by 3 accounts (in dotted red). Finally, the dash-dotted blue line shows the delegated tokens’ distribution where 10 out of 4186 accounts have 57.86% of all delegated COMP tokens available.

sell, in Fig. 5. The top-15 accounts (in terms of the amount of tokens held) together account for 43.83% of all tokens in circulation (Fig. 4). *Binance* [12], a popular centralized cryptocurrency exchange, leads this ranking with 8.12% of the available tokens. It is technically feasible for them to delegate these tokens to themselves to vote or propose changes to the protocol (refer §2.3), but *Binance* stated that it will not use these tokens to vote on behalf of its users [78].

Takeaway: A significant number of tokens were released at the start, and the amount of unlocked tokens continues to increase over time. A small number of token holders hold the vast majority of all tokens in Compound.

6.1.2 Distribution of token delegation. Delegation is a prerequisite for voting (refer §5), and Compound allows its participants to delegate their voting rights to others. This ability enables users to delegate their voting power to individuals who share their interests, and allows participants with less voting power to pool their votes together and have a significant voting impact. Users, however, can only delegate *all*, not a fraction, of their tokens. The protocol, nevertheless, enforces this limitation at the wallet address level. Users can own multiple wallet addresses and divide their tokens into them, thereby allowing them to delegate a subset of their tokens to others [3, 37]. To determine if delegated tokens are held by a few voters, we group together all inferred addresses (as discussed in §4) that belong to the same entity and then count the total number of delegated tokens held by each group. We observe, per Fig. 5, that delegated tokens are concentrated among few voters, and we show the distribution of delegated tokens across several top token holder accounts in Fig. 6. Out of 4186 COMP delegatee accounts (or accounts with voting rights), the top 50 (1.19%) hold 99.23%

⁴Liquidity mining is a process where users provide liquidity (i.e., tokens) to a protocol in exchange for rewards or interest.

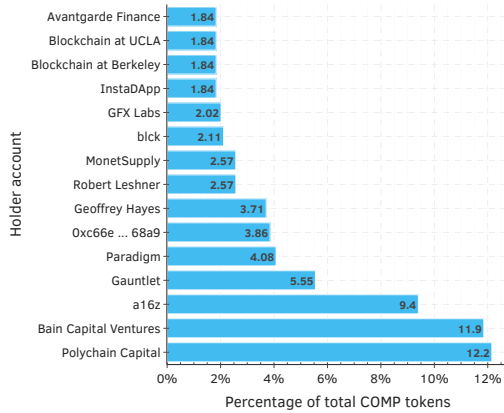


Figure 6: Distribution of the top 15 delegated COMP tokens per accounts on November 7, 2022. These addresses have 63.56% of all 2.7 million delegated tokens.

of all delegated tokens, giving them significant decision-making power when voting on proposals. On November 7, 2022, Polychain Capital held the most delegated tokens, with 12.15% (330,986.09) followed by Bain Capital Ventures with 11.85% (322,763.87) and a16z with 9.40% (256,046.13). These three addresses together held 33.41% (909,796.10) of all the 2,723,123.73 delegated tokens in our analysis.

We note that only approximately half of the tokens in circulation are delegated (Fig. 2). If we investigate token delegation among the top token holders in Fig. 4, we observe that many of them are crypto exchanges (e.g., Binance and Uniswap V3:COMP) that do *not* delegate their tokens. This observations assuages concerns that crypto exchanges that hold their users token could abuse their users’ trust (§2.3). Binance publicly stated that they will not abuse their users’ voting rights by voting on behalf of them, and our empirical observations, so far, lend credence to that claim.

6.2 Voting on Governance Proposals

To propose changes to the Compound protocol, an address must have at least 25,000 COMP tokens delegated to it to create a proposal.⁵ However, as of September 18, 2021, proposal #60 introduced an exception to this rule, allowing also whitelisted-addresses to create proposals even if they do not have 25,000 delegated tokens [15].

Per Fig. 7, when a proposal is created, there is an approximately 2-day voting delay period (or 13,140 blocks) that is used to allow the community to discuss the proposal before the voting period begins. During the approximately 3-day voting period (or 19,710 blocks),⁶ voters can cast their votes.

⁵Prior proposal 89, an address should have at least 65,000 delegated tokens to create proposals [7].

⁶The duration of the voting period is determined by the number of blocks added to the Ethereum blockchain (specifically, 19,710 blocks). The actual length of the voting period may be slightly longer than 3 days.

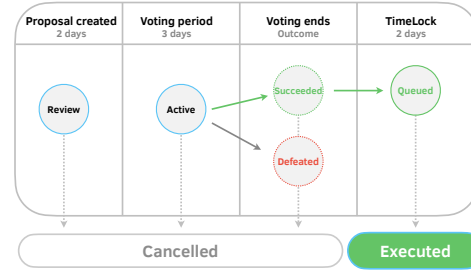


Figure 7: The lifecycle of a Compound proposal lasts 7 days. After a proposal is created, it waits for 2 days before the 3-day voting period begins. Once the outcome of the election is decided, it takes 2 more days for the proposal to be executed and become part of the Compound Governance protocol. Proposals can also be cancelled at any time before they are executed.

In order for a proposal to be executed, it needs to meet two requirements. Firstly, it must receive a minimum of 400,000 votes in favor of the proposal. This number corresponds to 4% of the total supply and is known as the *quorum*. Secondly, the majority of the votes cast must be in favor of the proposal. The number of votes each voter has is determined by the number of delegated tokens they held in the block before the voting period began. This prevents voters from changing their delegated tokens after the voting has begun, which could potentially lead to sudden changes in the outcome of the election. After a proposal is approved, it is placed in the *TimeLock* for a minimum period of 2 days before it can be implemented (or executed) [21]. A proposal can be cancelled at any time by the proposer prior to its execution, or by anyone if the proposer fails to maintain at least 25,000 delegated tokens.

In total, 3335 voters cast their votes through 9500 transactions with 8769 (92.31%) for in-favor votes, 644 (6.78%) for against votes, and finally 87 (0.91%) for abstained votes. The majority of voters (51.36%) only voted for 1 proposal. 1% of participants voted for at least 26.66 proposals. On average, participants voted on 2.85 proposals with a *standard deviation* (*std.*) of 5.23. The address `0x84e3...5a95` voted on the maximum number of proposals (100), followed by *MonetSupply* and *blck* who voted on #96 and #88 proposals, respectively.

6.2.1 Creation of proposals. In total, 33 proposers created the 133 proposals. Of these proposers, 16 (48.48%) created one proposal, while 10% of the proposers created at least 8 proposals. The average number of proposals created per proposer is 4.03 proposals, with a *std.* of 5.27 and a median of 2. The highest number of proposals was created by *Gauntlet*, who created 24 proposals, followed by *blck*, who created 20 proposals.

The maximum number of proposals were created in March 2022, 11 proposals created (from #86 to #96). However, of those, only 5 were executed, as 1 was defeated and 5 were cancelled (see Fig. 8). Proposals were submitted, on average, every 6.95 days (std. of 6.41), with a median of 5.08 days. This may be because the proposal lifecycle lasts 7 days, and the voters might not want to consider multiple active proposals at once. The shortest and longest interval between proposals was 0 days and 31.14 days, respectively. Additionally, proposals typically take 1.64 days (std. of 0.72 days) to reach the quorum, as depicted in Fig. 20 in §F.

Takeaway: Compound is actively and regularly used: It received a constant stream of proposals over the course of our study period.

6.2.2 Participation in voting. Next, we computed the voting participation per proposal (see Fig. 9). This metric is calculated by dividing the number of votes (or delegated tokens) cast on a proposal by the total number of delegated tokens eligible to vote on that proposal at the start of the voting period. This is a crucial measurement as it shows the proportion of all delegated tokens that are used in the governance election process by the voters on proposals. Also, protocols with low voter turnout are more susceptible to vote-buying, as non-voting users may sell their voting rights to others [28]. Our results show that the average voter turnout is 33.25% (with a std. of 17.61%), the median is 32.10%, and the maximum 80.80%. Based on Fig. 9, we observe higher voting participation for early proposals compared to recent ones, likely due to the limited availability of tokens to a select few in the beginning.

On average, the 133 proposals had 71.43 voters participating in their election, with a standard deviation of 98.97 voters. 50% of the proposals received votes from 38 voters, while the numbers of voters varied between 0 (when proposals are cancelled before the voting period begins) and a maximum of 619, as seen in proposal #111. This particular proposal received a total of 686,289.04 votes from 615 voters in favor, 3 against, and 1 abstention. The next proposals with higher number of voters are proposals #115 and #105 that received votes from 579 and 404 voters, respectively.

Each time a voter casts a vote in the Compound governance protocol by issuing a transaction, an event is triggered, as described in §4. We analyzed 9500 transactions with events triggered by voters during the voting process. Of these events, 1732 (18.23%) were votes cast by voters who did not have any delegated tokens available, resulting in zero voting power or *useless vote*. Although this is allowed by the protocol, it does not count for or against a proposal. However, it shows support for the proposal, as these voters still participate in the election despite not having any delegated tokens available. Therefore, the average number of votes cast (or tokens used

to vote) was 10,961.73, with a std. of 39,212.17 and a median of 0.1. The range of votes cast was from 0 to 345,067.49 as shown in Fig. 10.

In addition, when voting in Compound, there is a financial cost involved due to the on-chain transactions required to cast votes. To determine these costs, we collected the relevant transactions from the Ethereum blockchain and analyzed the fees paid by voters to issue the transactions and cast their votes. We report the voting cost in US dollars, using the ETH-USD⁷ Yahoo Finance data feed [92] exchange rate at the time the transaction was included in a block. In total, voting for the 133 Compound proposals, voters paid \$74,865.74. The average voting cost per proposal is \$7.88 with a std. of \$22.29. The median voting cost is \$1.48 with a range from \$0.03 to \$294.02. Fig. 11 shows the voting cost distribution per proposal. We also computed these metrics at proposal level, on average, each proposal costed \$594.17 with a std. of \$745.62 and a median of \$291.92. The cost ranges from \$2.39 to \$4247.25.

Voting on proposals can, hence, present a significant cost barrier, especially for voters with relatively few tokens. In such cases, the cost per token vote (or vote unit) may be too high compared to those with a higher number of delegated tokens. To better understand this, we normalized the cost of casting a vote by the number of votes cast (measured by the total number of delegated tokens available to voters' addresses). For this analysis, we focused on voters who cast at least 10^{-6} votes in any proposal. As shown in Fig. 12, some voters faced prohibitively high costs per vote unit. For example, the cost per vote unit has a mean of \$358.54 and a std. of \$9334.73, indicating a highly skewed distribution. However, half of the voters faced a cost per vote unit of only \$6.69. The cost per vote unit ranged from 3.79×10^{-7} to \$725,248.10.

Additionally, we analyzed the number of voters required for all 101 (75.94%) executed proposals in our data set to reach the quorum and pass. Our results show that, for 99 proposals, the average number of voters required for a proposal to reach the quorum and pass was 3.25, with a std. of 1.65. The median number of voters required was 2, and the range of voters required varied from 2 to 8. This sheds light on how centralized these delegated tokens are distributed among a few participants, where for half of the proposals only 2 voter casting their votes would be enough to pass (or execute) a proposal.

Furthermore, we analyzed the number of voters needed for proposals to reach 50% of the total votes cast. Out of 133 proposals, we excluded 7 proposals that were cancelled

⁷Ether (ETH) is the cryptocurrency used in the Ethereum blockchain to incentivize and reward its participants.

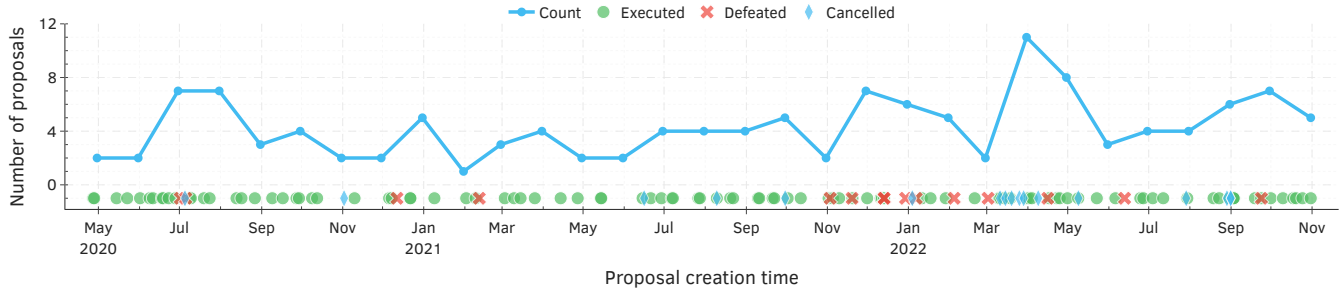


Figure 8: Monthly number of Compound proposals created and their outcome (*executed*, *defeated*, and *cancelled*).

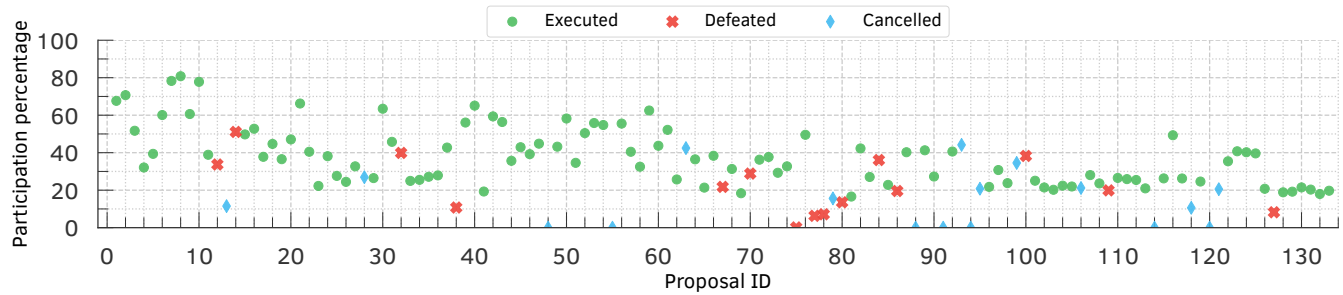


Figure 9: Compound's voting participation per proposal in terms of delegated tokens used from all delegated tokens available. Proposals are indicated either as executed (in *green*), defeated (in *red*), or cancelled (in *blue*).

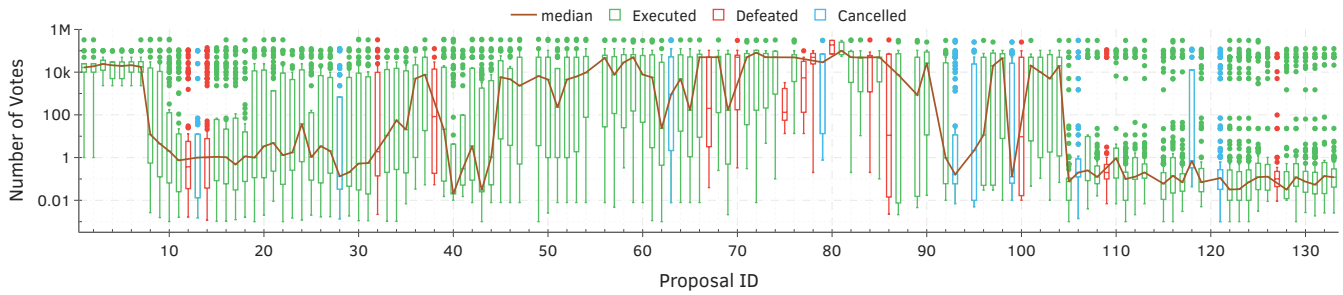


Figure 10: Compound's distribution of voting power by voter per proposal. We consider a cutoff of 0.001 votes.

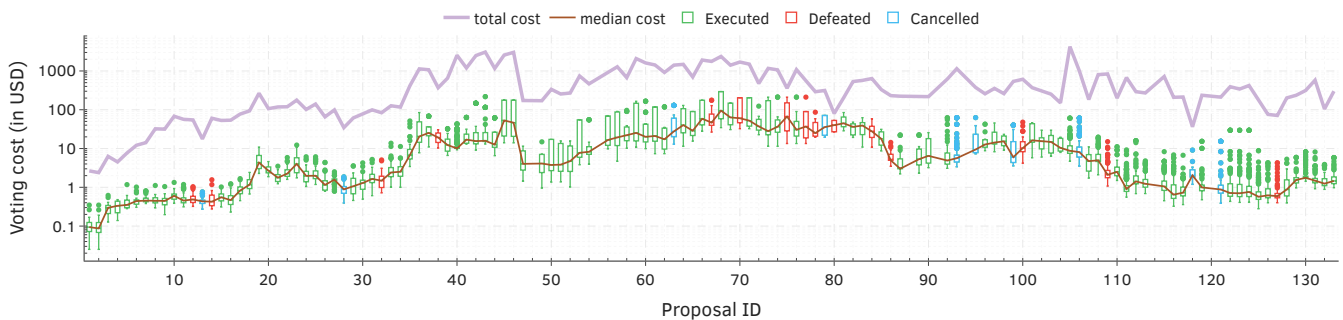


Figure 11: Voting cost distribution per proposal. On average, casting a vote costs \$7.88 with a std. of \$22.29.

before the voting period, leaving us with 126 (94.74%) proposals for analysis. On average, those proposals required 2.84 voters with a std. of 0.97 and a median of 3 voters. The

minimum and maximum number of voters were 1 and 5, respectively. This again suggests that the token distribution is concentrated among few voters who hold a high voting

power. Fig. 21 in §E shows the cumulative voting power for the top 10 most powerful voters for each of these 126 proposals in our data set.

6.2.3 Margin of victory/defeat. During the analyzed period from March 3, 2020 (block number 9,600,000) to November 7, 2022 (block number 15,917,000), 133 proposals have been created. Of these, 17 (12.78%) were cancelled and 15 (11.28%) defeated, leaving 101 (75.94%) executed proposals. Fig. 13 shows the percentage of in-favor, against, and abstain votes for each proposal. The majority of the proposals received significant support from the voters. On average, proposals received 89.39% of the votes in favor, with a std. of 23.98% votes and a median of 99.99%. We highlight the proposals' outcome at each stage of their lifecycle in Fig. 14. Our analyses show that 7 (5.26%) out of 133 proposals were cancelled right after they were created and, therefore, they had not reached the *Voting Period* meaning they were not available for voting. Next, 4 proposals were cancelled before the *Voting Ends* stage, meaning they were pulled out before the election finished. 2 were also cancelled after they succeeded in the election (after the *Voting Ends* stage) but before they were queued in the *Timelock*. Further, 4 proposals were cancelled when in the *Timelock*. These proposals account for 6 cancelled proposals after they successfully passed, which could indicate a lack of community consensus [77]. Finally, 101 (75.94%) proposals were successfully executed. We gathered data from Messari [59] to categorize these executed proposals and report their importance level in §A.

6.2.4 Temporal dynamics of voting. Compound Governor does not allow voters to change their votes once they have been cast. This means that voters can only vote once on each proposal. Nevertheless, voters can view all votes that have been cast on-chain in real-time. Thus, understanding how long it takes voters to cast their votes is interesting because it can shed light on whether they want to wait until the last minute to cast their votes.

According to our analysis, voters take an average of 1.4 days (with a std. of 0.95 and a median of 1.34 days) to cast their votes after the voting period began. The shortest and longest recorded delays in our data set are 0 and 3.39 days, respectively. Fig. 15 shows the distribution of the time it takes voters to cast their votes for each proposal. We also highlight the voting delays for all votes cast per proposal in Fig. 22 in §E.

When examining voting delay behavior, voters typically take longer to cast votes against proposals (1.58 days on average) in comparison to all other votes (see Fig. 16a). Considering only executed proposals, voters take longer to abstain but are faster to vote against executed proposal (Fig. 16b). For defeated proposals, on the contrary, they abstain faster and take longer to vote against defeated proposal (Fig. 16c).

Even for cancelled proposals, Fig. 16d shows that voters take longer to vote against these proposals. We believe that the executed proposals must have been better discussed prior to the voting period, and therefore voters were more likely to vote for the proposal with high approval rates (Fig. 13). Similarly, voters were more likely to vote against proposals that were defeated.

6.2.5 Real-world decision-making using Compound Governance. Interestingly, Compound has also been utilized for real-world decision-making purposes, such as allocating grants to contributors [38] or hiring an audit company to review the governance protocol through the Compound code [80]. For instance, on September 29, a bug was introduced in the Comptroller of the Compound Protocol through proposal #62 that allowed users to claim more COMP tokens than they were entitled to, resulting in a loss of \$50 million worth of COMP tokens [56, 63]. Three companies, ChainSecurity, OpenZeppelin, and Trail of Bits, posted their business plans for discussion and then created proposals via the Compound Governor. Voters were able to vote for their preferred proposal, and the winning proposal was eventually implemented. The losing proposals would have been cancelled by the community's multi-signature mechanism after the voting finished to ensure only one could pass.

OpenZeppelin was the only proposal to reach quorum and get the majority of votes to be implemented. They audited the Compound code, assisted proposers, participated in community discussions, and reviewed any new proposals formally created by the Compound community [64].

We believe that these governance protocols will be used even more in the future for transparent decision-making in real-world applications like the ones mentioned above. This will have a positive impact on the use of governance protocols in the everyday life of society.

6.3 Voting patterns of delegates

In this section, we analyze the formation of coalitions among voters, where they cast their votes as a group. This analysis is crucial because such behavior may compromise the security of the governance protocol. Specifically, instead of expressing their individual opinions on a proposal, voters may choose to mimic the votes of their peers. The transparency of the Ethereum blockchain used for voting in Compound allows anyone to view the addresses of voters and their corresponding votes (voting power and preference) during the election process, potentially facilitating this behavior. As a result, exploring the possibility of coalition formation could provide valuable insights into the decision-making patterns of voters. Fig. 17 shows a heatmap of how each of the top 15 voters cast their votes across all 133 proposals in our data set.

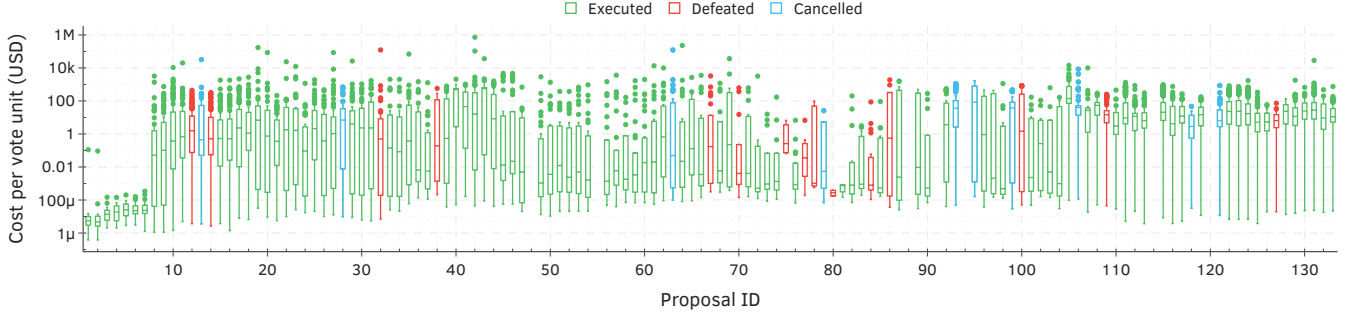


Figure 12: Voting cost distribution normalized per the voting power. We consider a cutoff of 10^{-6} votes.

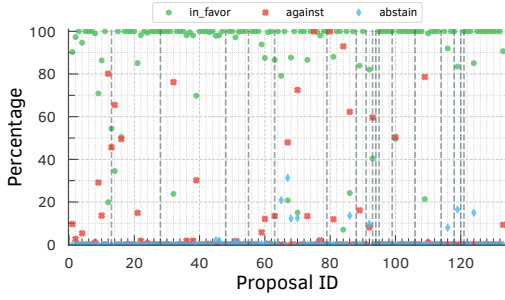


Figure 13: Percentage of in-favor (in green), against (in red), and abstain (in blue) votes for each proposal. A total of 15 (11.28%) proposals were defeated, and vertical lines represent 17 (12.78%) cancelled proposals.

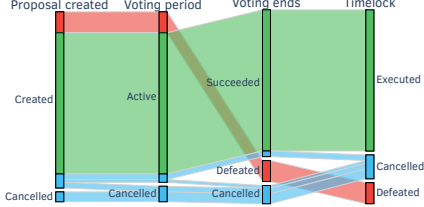


Figure 14: Summary of the outcome of 133 Compound proposals at each stage of their lifecycle. There are 101 proposals executed (in green), 15 defeated (in red), and 17 cancelled (in blue).

Further, we use cosine similarity to quantify how similar the voting patterns of different voters are. Cosine similarity calculates the similarity between two vectors by determining the cosine of the angle between them [76, 91]. It is useful in the context of voting because it allows us to compare voting patterns and determine whether and which voters vote for the same proposals. The cosine similarity value ranges from -1 to 1 , with a value of 1 indicating a high degree of similarity.

Our analysis shows that the top 3 voters (i.e., `0x84e3...5a95`, `MonetSupply`, and `blck`) have a strong cosine similarity in their voting behavior when casting a vote in favor of a proposal, meaning that they cast their votes similarly (see Fig. 18). Moreover, `Gauntlet`, `Dakeshi`, `Robert Leshner`, and

`Arr00` also show a strong similarity with `0x84e3...5a95`. We also analyzed the voting similarity when voters cast a vote against a proposal. However, we cannot make definitive conclusions regarding abstained votes as they are infrequent: only 87 (0.91%) out of 9500 votes. Regarding votes against proposals, `Blockchain at Michigan` and `Blockchain at Berkeley` have the highest cosine similarity with 0.73 followed by `blck` and `Dakeshi` with 0.67. These results suggest that these voters have similar voting patterns when indicating their opposition to a proposal.

7 CONCLUDING DISCUSSION

In this work, we analyzed data from the Ethereum blockchain related to Compound, a widely used smart contract. Our analysis is centered on the decentralized governance of Compound, with a particular focus on amendments to the contract. We found that the Compound contract is being actively amended—token holders continuously propose amendments that are then voted on by other token holders. We observed a striking concentration of tokens (be it in terms of their ownership or their delegation or their voting participation) in the hands of a few participants, which raises serious concerns about the extent to which governance is decentralized in practice. For instance, our analysis showed that, on average, only 3.25 voters were needed for the proposals to reach quorum and pass, and only 2.84 voters were needed to reach 50% of the total votes. Our analysis also highlights issues with the Compound use of on-chain voting – in particular, the transaction fees voters must pay to cast an on-chain vote can make it prohibitively expensive for voters with fewer tokens. These costs have implications for voting participation and can affect how voters, proposers, and other stakeholders interact with these protocols.

Our research highlights the importance of measuring and analyzing governance protocols to ensure that they are working as intended. Our findings motivate new research directions; for example, we find empirical evidence in support of recent proposals to redefine voting power based on social rewards, such as a voter’s reputation or a voter’s contributions

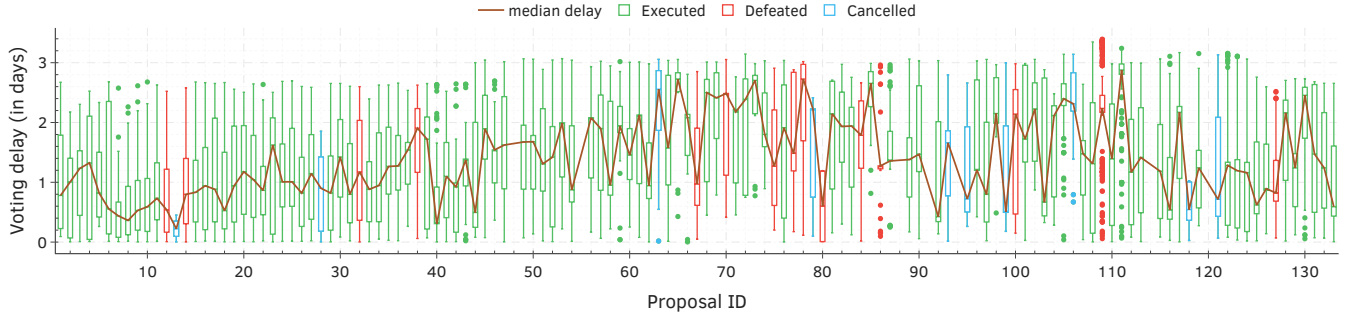


Figure 15: Distribution of the number of days it takes voters to cast their votes.

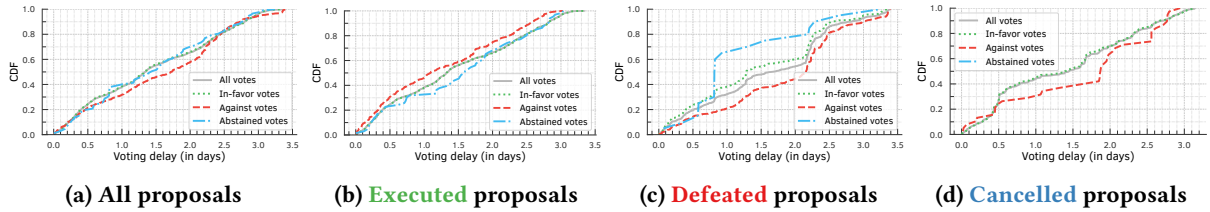


Figure 16: Cumulative distribution function of the time it takes voters to cast their votes since the voting period began: (a) All proposals; (b) Executed proposals; (c) Defeated proposals; and (d) Cancelled proposals.

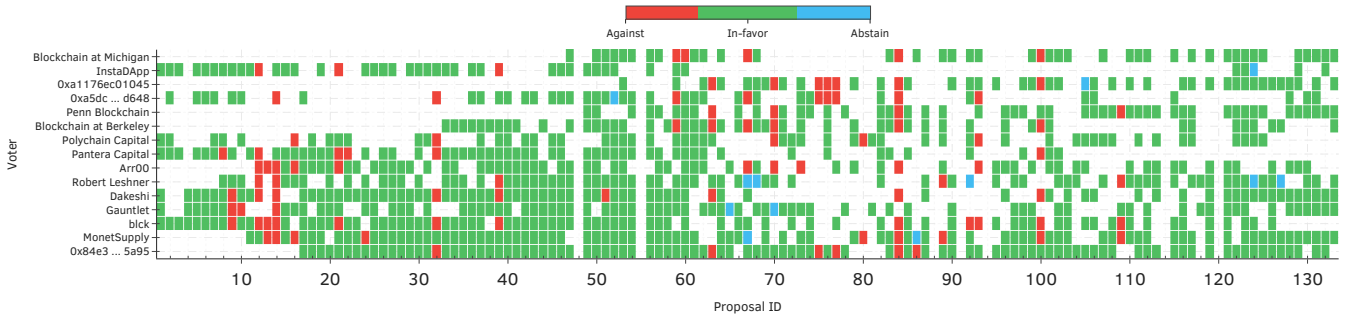


Figure 17: Votes cast by the top-15 voters. In-favor votes are in green, against in red, and abstain in blue color.

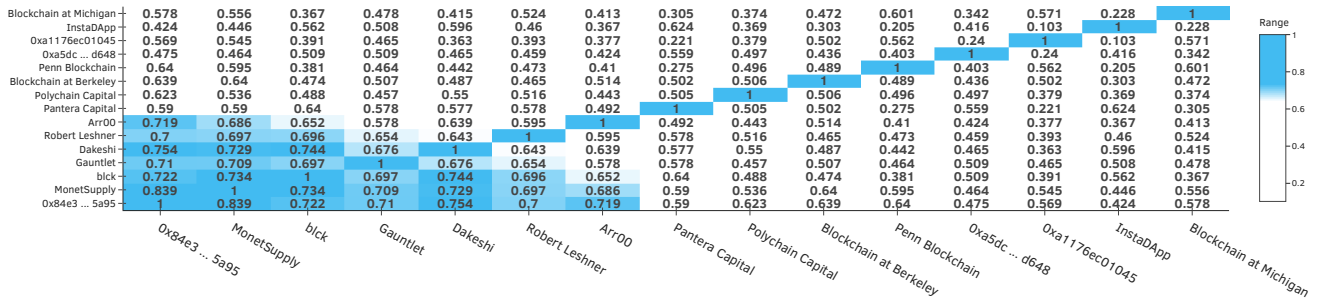


Figure 18: Cosine similarity of the top-15 voters voting in-favor a proposal.

to the protocol [39, 55, 77] or the use of a quadratic voting scheme, where voting power is calculated as the square root of the number of tokens held by the voters [14, 52]. Finally,

to facilitate reproducibility of our results, we will make our data sets and scripts available.

Contemporaneous works on DAOs During the course of our study, we became aware of three contemporaneous works

that, to the best of our knowledge, have not been published in a peer-reviewed conference or journal [35, 37, 77]. Their findings agree with our own, e.g., they too found a high concentration of token delegation among a small number of users. Similarly, they also showed that the largest token holders are more active in voting, further exacerbating the centralization problem. However, while they analyzed voting participation and the cost of voting on the blockchain for more than 10 DAOs, our study presents a comprehensive and in-depth analysis focused on Compound. Specifically, our analysis reveals the complete life cycles of proposals, highlighting how voting behavior evolves over time for different proposals. We also examine token ownership in detail revealing among which entities the tokens held are concentrated as well as how delegations (by individual entities) affect the concentration of tokens. Finally, we discover a vast inequality in voting costs among the token holders and present its implications for decentralized governance.

ACKNOWLEDGMENTS

This research was supported in part by a European Research Council (ERC) Advanced Grant “Foundations for Fair Social Computing”, funded under the European Union’s Horizon 2020 Framework Programme (grant agreement no. 789373). It has also been supported by MIAI @ Grenoble Alpes (ANR-19-P3IA-0003) and by the French National Research Agency under grant ANR-20-CE23-0007.

REFERENCES

- [1] AAVE. 2023. AAVE Economics – Governance. <https://docs.aave.com/aavenomics/governance>. Accessed on May 25, 2023.
- [2] Hayden Adams, Noah Zinsmeister, Moody Salem, River Keefer, and Dan Robinson. 2021. Uniswap v3 core.
- [3] Jeff Amico. 2023. On Crypto Governance. <https://a16z.com/2021/02/05/on-crypto-governance>. Accessed on February 8, 2023.
- [4] Andreas M Antonopoulos. 2014. *Mastering Bitcoin: unlocking digital cryptocurrencies*. O’Reilly Media, Inc.
- [5] Andreas M Antonopoulos and Gavin Wood. 2018. *Mastering ethereum: building smart contracts and dapps*. O’Reilly Media, Inc.
- [6] Benito Arruñada and Luis Garicano. 2018. Blockchain: The birth of decentralized governance. *Pompeu Fabra University, Economics and Business Working Paper Series* 1608 (2018).
- [7] Blockchain at Berkeley. 2021. Compound Proposal 89 - Lower Proposal Threshold to 25K COMP. <https://compound.finance/governance/proposals/89>. Accessed on May 22, 2023.
- [8] Marcella Atzori. 2017. Blockchain technology and decentralized governance: Is the state still necessary? *Journal of Governance and Regulation/Volume* 6, 1 (2017).
- [9] Balancer.fi. 2023. Governance – Balancer. <https://docs.balancer.fi/ecosystem/governance>. Accessed on May 25, 2023.
- [10] Roman Beck, Christoph Müller-Bloch, and John Leslie King. 2018. Governance in the blockchain economy: A framework and research agenda. *Journal of the Association for Information Systems* 19, 10 (2018).
- [11] Jan Behrens. 2017. The origins of liquid democracy. *The Liquid Democracy Journal* 5, 2 (2017).
- [12] Binance. 2023. <https://www.binance.com>. Accessed on May 25, 2023.
- [13] Christian Blum and Christina Isabel Zuber. 2016. Liquid democracy: Potentials, problems, and perspectives. *Journal of political philosophy* 24, 2 (2016).
- [14] Vitalik Buterin, Zoë Hitzig, and E. Glen Weyl. 2019. A Flexible Design for Funding Public Goods. *Management Science* 65, 11 (2019). <https://doi.org/10.1287/mnsc.2019.3337>
- [15] Polychain Capital. 2021. Compound Proposal 60 - Address Whitelist for Submitting Proposals. <https://compound.finance/governance/proposals/60>. Accessed on May 22, 2023.
- [16] Lewis Carroll. 1884. *Principles of Parliamentary Representation*. (1884).
- [17] John W. Chapman. 1971. Rawls’s Theory of Justice. (1971).
- [18] Yan Chen, Jack I Richter, and Pankaj C Patel. 2021. Decentralized governance of digital platforms. *Journal of Management* 47, 5 (2021).
- [19] Swarm City. 2023. Swarm City. <https://swarm.city>. Accessed on February 2, 2023.
- [20] CoinGecko. 2023. Compound Tokenomics. <https://www.coingecko.com/en/coins/compound/tokenomics>. Accessed on February 2, 2023.
- [21] Compound Labs, Inc. 2022. Compound Governance. <https://docs.compound.finance/governance>. Accessed on Dec 10, 2022.
- [22] Compound Labs, Inc. 2022. Compound Leaderboard. <https://compound.finance/governance/leaderboard>. Accessed on Dec 2, 2022.
- [23] Compound Labs, Inc. 2022. User Distribution. <https://compound.finance/governance/comp>. Accessed on Dec 10, 2022.
- [24] Convex. 2023. Convex Finance Proposals. <https://vote.convexfinance.com/>. Accessed on May 25, 2023.
- [25] Convex. 2023. Voting and Gauge Weights. <https://docs.convexfinance.com/convexfinance/general-information/why-convex/voting-and-gauge-weights>. Accessed on May 25, 2023.
- [26] Curve. 2023. Curve.fi Governance. <https://gov.curve.fi>. Accessed on April 2, 2023.
- [27] Philip Daian, Steven Goldfeder, Tyler Kell, Yunqi Li, Xueyuan Zhao, Iddo Bentov, Lorenz Breidenbach, and Ari Juels. 2020. Flash Boys 2.0: Frontrunning in Decentralized Exchanges, Miner Extractable Value, and Consensus Instability. In *2020 IEEE Symposium on Security and Privacy (SP)*.
- [28] Philip Daian, Tyler Kell, Ian Miers, and Ari Juels. 2018. On-Chain Vote Buying and the Rise of Dark DAOs. <https://hackingdistributed.com/2018/07/02/on-chain-vote-buying>. Accessed on December 15, 2022.
- [29] David Siegel. 2013. Understanding The DAO Attack. <https://www.coindesk.com/learn/understanding-the-dao-attack>. Accessed on February 16, 2023.
- [30] Edward Helmore. 2023. Why did the \$212bn tech-lender Silicon Valley bank abruptly collapse? <https://www.theguardian.com/business/2023/mar/17/why-silicon-valley-bank-collapsed-svb-fail>. Accessed on April 10, 2023.
- [31] Ethereum Foundation. 2023. ERC-20 token standard. <https://ethereum.org/en/developers/docs/standards/tokens/erc-20>. Accessed on April 10, 2023.
- [32] Ethereum Foundation. 2023. Non-fungible tokens (NFT). <https://ethereum.org/en/nft>. Accessed on May 25, 2023.
- [33] Etherscan. 2023. Etherscan APIs Documentation – Contracts. <https://docs.etherscan.io/api-endpoints/contracts>. Accessed on May 25, 2023.
- [34] Etherscan. 2023. Etherscan (ETH) Blockchain Explorer. <https://etherscan.io>. Accessed on May 25, 2023.
- [35] Rainer Feichtinger, Robin Fritsch, Yann Vonlanthen, and Roger Wattenhofer. 2023. The Hidden Shortcomings of (D)AOs – An Empirical Study of On-Chain Governance. arXiv:2302.12125 [cs.CY]
- [36] Francisco Rodrigues. 2022. Maintaining decentralization: Are custody services a threat to DeFi protocols?

- <https://cointelegraph.com/news/maintaining-decentralization-are-custody-services-a-threat-to-defi-protocols>. Accessed on April 2, 2023.
- [37] Robin Fritsch, Marino Müller, and Roger Wattenhofer. 2022. Analyzing Voting Power in Decentralized Governance: Who controls DAOs? *arXiv:2204.01176* [cs.CY]
- [38] Gauntlet. 2021. Compound Proposal 40 - Compound Grants Program. <https://compound.finance/governance/proposals/40>. Accessed on May 25, 2023.
- [39] Barbara Guidi, Andrea Michienzi, and Laura Ricci. 2021. A Graph-Based Socioeconomic Analysis of Steemit. *IEEE Transactions on Computational Social Systems* 8, 2 (2021).
- [40] Samuel Haig. 2022. Balancer Ends Long Governance Battle With Whale. <https://thedefiant.io/balancer-ve-tokenomics-whale>. Accessed on April 28, 2023.
- [41] Samer Hassan and Primavera De Filippi. 2021. Decentralized autonomous organization. *Internet Policy Review* 10, 2 (2021).
- [42] Thomas Hobbes. 1651. Leviathan. *Project Gutenberg* (1651).
- [43] Ian Allison. 2022. Divisions in Sam Bankman-Fried's Crypto Empire Blur on His Trading Titan Alameda's Balance Sheet. <https://www.coindesk.com/business/2022/11/02/divisions-in-sam-bankman-frieds-crypto-empire-blur-on-his-trading-titan-alamedas-balance-sheet/>. Accessed on Dec 10, 2022.
- [44] Jeff Kauflin and Emily Mason. 2022. How Did Sam Bankman-Fried's Alameda Research Lose So Much Money? <https://www.forbes.com/sites/jeffkauflin/2022/11/19/how-did-sam-bankman-frieds-alameda-research-lose-so-much-money>. Accessed on December 2, 2022.
- [45] Aggelos Kiayias and Philip Lazos. 2023. SoK: Blockchain Governance. *arXiv:2201.07188* [cs.CR]
- [46] Krisztian Sandor and Ekin Genç. 2022. The Fall of Terra: A Timeline of the Meteoric Rise and Crash of UST and LUNA. <https://www.coindesk.com/learn/the-fall-of-terra-a-timeline-of-the-meteoric-rise-and-crash-of-ust-and-luna/>. Accessed on February 2, 2023.
- [47] kybx86. 2020. Compensation Proposal: Distribute COMP to Affected Users in the DAI Liquidations. <https://www.comp.xyz/t/compensation-proposal-distribute-comp-to-affected-users-in-the-dai-liquidations>. Accessed on February 9, 2023.
- [48] Compound Labs. 2020. Compound Proposal 7 - Distribute COMP to Users. <https://compound.finance/governance/proposals/7>. Accessed on May 22, 2023.
- [49] Compound Labs. 2021. Compound Proposal 42 - Migration to Governor Bravo. <https://compound.finance/governance/proposals/42>. Accessed on May 22, 2023.
- [50] Protocol Labs. 2023. IPFS Powers the Distributed Web. <https://ipfs.tech>. Accessed on February 2, 2023.
- [51] Snapshot Labs. 2023. Snapshot. <https://snapshot.org>. Accessed on February 2, 2023.
- [52] Steven P. Lalley and E. Glen Weyl. 2018. Quadratic Voting: How Mechanism Design Can Radicalize Democracy. *AEA Papers and Proceedings* 108 (May 2018). <https://doi.org/10.1257/pandp.20181002>
- [53] Robert Leshner and Geoffrey Hayes. 2019. Compound: The money market protocol.
- [54] Chao Liu, Han Liu, Zhao Cao, Zhong Chen, Bangdao Chen, and Bill Roscoe. 2018. ReGuard: Finding Reentrancy Bugs in Smart Contracts. In *Proceedings of the 40th International Conference on Software Engineering: Companion Proceedings (ICSE '18)*.
- [55] Zhiyong Liu, Yueping Li, Qingfei Min, and Mengting Chang. 2022. User incentive mechanism in blockchain-based online community: An empirical study of steemit. *Information & Management* 59, 7 (2022).
- [56] Tyler Loewen. 2021. Compound Proposal 62 - Split COMP rewards distribution and bug fixes. <https://compound.finance/governance/proposals/62>. Accessed on May 16, 2023.
- [57] Tyler Loewen. 2021. Compound Proposal 64 - Fix COMP Accrual Bug. <https://compound.finance/governance/proposals/64>. Accessed on May 16, 2023.
- [58] MakerDAO. 2023. Governance Module - Maker Protocol Technical Docs. <https://docs.makerdao.com/smart-contract-modules/governance-module>. Accessed on April 2, 2023.
- [59] Messari. 2023. Messati: Crypto Research, Data, and Tools. <https://messari.io>. Accessed on May 16, 2023.
- [60] Mike Dalton. 2022. Build Finance DAO Suffers Governance Takeover Attack. <https://cryptobriefing.com/build-finance-dao-suffers-governance-takeover-attack/>. Accessed on February 2, 2023.
- [61] Satoshi Nakamoto. 2008. Bitcoin: A Peer-to-Peer Electronic Cash System.
- [62] Nathan Reiff. 2023. The Collapse of FTX: What Went Wrong with the Crypto Exchange? <https://www.investopedia.com/what-went-wrong-with-ftx-6828447>. Accessed on April 2, 2023.
- [63] Nick Martitsch. 2021. Compound Treasury Updates, COMP Bug Fix, Dynamic Risk Parameters. <https://compound.substack.com/p/compound-treasury-updates-comp-bug>. Accessed on April 10, 2023.
- [64] OpenZeppelin. 2023. Security Audits - Compound. <https://blog.openzeppelin.com/?s=compound>. Accessed on May 22, 2023.
- [65] Daniel Perez, Sam M Werner, Jiahua Xu, and Benjamin Livshits. 2021. Liquidations: DeFi on a Knife-edge. In *Financial Cryptography and Data Security (FC '21)*.
- [66] Q.ai. 2022. What Really Happened To LUNA Crypto? <https://www.forbes.com/sites/qai/2022/09/20/what-really-happened-to-luna-crypto/?sh=62332b664ff1>. Accessed on December 10, 2022.
- [67] Kaihua Qin, Liyi Zhou, Benjamin Livshits, and Arthur Gervais. 2021. Attacking the DeFi Ecosystem with Flash Loans for Fun and Profit. In *Financial Cryptography and Data Security (FC '21)*.
- [68] Wessel Reijers, Fiachra O'Brolcháin, and Paul Haynes. 2016. Governance in blockchain technologies & social contract theories. *Ledger* 1 (2016).
- [69] Alameda Research. 2020. Compound Proposal 13 - Set WBTC Collateral Factor to 65%. <https://compound.finance/governance/proposals/13>. Accessed on May 22, 2023.
- [70] Alameda Research. 2020. Compound Proposal 14 - Set WBTC Collateral Factor to 65%. <https://compound.finance/governance/proposals/14>. Accessed on May 22, 2023.
- [71] Alameda Research. 2020. Compound Proposal 16 - Set WBTC Collateral Factor to 40%. <https://compound.finance/governance/proposals/16>. Accessed on May 22, 2023.
- [72] Olivier Rikken, Marijn Janssen, and Zenlin Kwee. 2019. Governance challenges of blockchain and decentralized autonomous organizations. *Information Polity* 24, 4 (2019).
- [73] Jean-Jacques Rousseau. 1920. *The social contract: & discourses*. Number 660. JM Dent & Sons.
- [74] Sam Kessler. 2022. Binance Becomes Second-Largest Voting Entity on Uniswap DAO. <https://www.coindesk.com/tech/2022/10/19/binance-becomes-second-largest-voting-entity-on-uniswap-dao>. Accessed on April 2, 2023.
- [75] Eli Ben Sasson, Alessandro Chiesa, Christina Garman, Matthew Green, Ian Miers, Eran Tromer, and Madars Virza. 2014. Zerocash: Decentralized anonymous payments from bitcoin. In *2014 IEEE symposium on security and privacy*. IEEE.
- [76] Scikit Learn. 2023. Cosine Similarity. https://scikit-learn.org/stable/modules/generated/sklearn.metrics.pairwise.cosine_similarity.html. Accessed on April 10, 2023.

- [77] Tanusree Sharma, Yujin Kwon, Kornrapat Pongmala, Henry Wang, Andrew Miller, Dawn Song, and Yang Wang. 2023. Unpacking How Decentralized Autonomous Organizations (DAOs) Work in Practice. arXiv:2304.09822 [cs.CY]
- [78] Shaurya Malwa. 2022. Binance Denies Allegations It Intends to Use Users’ Uniswap Tokens for Voting. <https://www.coindesk.com/tech/2022/10/20/binance-denies-allegations-that-it-intends-to-use-users-uniswap-tokens-for-voting/>.
- [79] Solidity Team. 2023. Solidity programming language. <https://soliditylang.org>. Accessed on January 18, 2023.
- [80] Sukernik. 2021. Auditing Compound Protocol. <https://www.comp.xyz/t/auditing-compound-protocol/2543>. Accessed on April 10, 2023.
- [81] Sybil. 2023. Introducing Sybil. <https://blog.uniswap.org/sybil>. Accessed on May 19, 2023.
- [82] Sybil. 2023. Sybil – Top delegated addresses. <https://sybil.org/>. Accessed on February 2, 2023.
- [83] TrueUSD (TUSD) team. 2022. Compound Proposal 84 - TrueUSD Market Upgrades. <https://compound.finance/governance/proposals/84>. Accessed on February 2, 2023.
- [84] Andrew Thurman. 2022. Tron’s Justin Sun Accused of ‘Governance Attack’ on DeFi Lender Compound. <https://www.coindesk.com/tech/2022/02/04/trons-justin-sun-accused-of-governance-attack-on-defi-lender-compound>. Accessed on February 2, 2023.
- [85] TrueUSD. 2023. TrueUSD. <https://www.trueusd.com>. Accessed on February 2, 2023.
- [86] Uniswap Labs. 2023. Governance – Uniswap Protocol. <https://uniswap.org/governance>. Accessed on April 2, 2023.
- [87] Nicolas Van Saberhagen. 2013. CryptoNote v2.0. (2013).
- [88] Vitalik Buterin. 2021. Blockchain voting is overrated among uninformed people but underrated among informed people. <https://vitalik.ca/general/2021/05/25/voting2.html>. Accessed on March 16, 2023.
- [89] The web3.py team. 2022. Web3.py documentation. <https://web3py.readthedocs.io/en/v5/>. Accessed on December 12, 2022.
- [90] Gavin Wood. 2014. Ethereum: A secure decentralised generalised transaction ledger.
- [91] Peipei Xia, Li Zhang, and Fanzhang Li. 2015. Learning similarity with cosine similarity ensemble. *Information sciences* 307 (2015).
- [92] Yahoo Finance. 2023. Ethereum USD (ETH-USD), Price, Value, News, and History. <https://finance.yahoo.com/quote/ETH-USD/history?p=ETH-USD>. Accessed on January 17, 2023.
- [93] Zack Voell and William Foxley. 2020. <https://www.coindesk.com/markets/2020/09/04/alameda-research-claimed-nearly-70-of-wrapped-bitcoin-minted-in-august>. Accessed on April 10, 2023.
- [94] Zack Voell and William Foxley. 2020. Alameda Research Claimed Nearly 70% of Wrapped Bitcoin Minted in August. <https://www.coindesk.com/markets/2020/09/04/alameda-research-claimed-nearly-70-of-wrapped-bitcoin-minted-in-august>.
- [95] Liyi Zhou, Xihan Xiong, Jens Ernstberger, Stefanos Chaliasos, Zhipeng Wang, Ye Wang, Kaihua Qin, Roger Wattenhofer, Dawn Song, and Arthur Gervais. 2023. SoK: Decentralized Finance (DeFi) Attacks. In *2023 IEEE Symposium on Security and Privacy (SP)*.
- [96] Andrej Zwitter and Jilles Hazenberg. 2020. Decentralized network governance: blockchain technology and the future of regulation. *Frontiers in Blockchain* 3 (2020).

A PROPOSALS CATEGORIZATION

We gathered data from Messari [59] to determine the categories, subcategories, and the level of importance associated

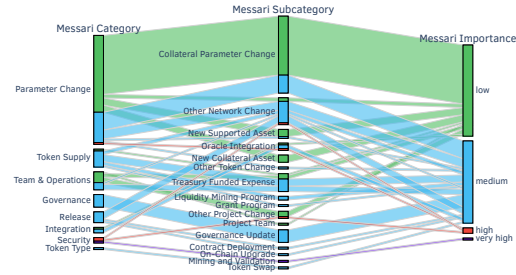


Figure 19: Categorization of executed proposals. Most of the proposals (60.4%) are related to “Parameter Change”. We also show the importance level (low in green, medium in blue, high in red, and very high in purple color) for each proposal according to Messari [59].

with each Compound proposal. Fig. 19 shows the distribution of 101 executed Compound proposals across different categories and subcategories. We show the degree of importance for each proposal according to Messari divided into “low”, “medium”, “high”, and “very high”. As a result, a few proposals categorized as “Parameter Change” and “Security” demonstrate a high level of importance. Furthermore, proposals with the highest level of importance are found within the “Security” category, specifically within the “Mining and Validation” subcategory. This refers to the proposal 64 that was created to fix a bug introduced by proposal #62 [56, 57].

The majority of the proposals (61 proposals, accounting for 60.4%) are related to “Parameter Change” followed by “Team and Operations” and “Token Supply” accounting for 10 (9.9%) each, and “Governance” with 7 (6.93%) proposals. According to the level of importance reported by Messari, out of the total of 101 executed proposals, 51 proposals (50.5%) are classified as low importance, 46 proposals (45.54%) as medium importance, 3 proposals as high importance, and 1 proposal as very high importance.

B FILTERING EVENTS TO CONSTRUCT OUR COMPOUND DATA SET

This section describes the details required to filter and collect transactions data that triggered events of interest from any smart contract on the Ethereum blockchain. Before creating a filter, we need the address of our target contract and its Application Binary Interface (ABI). The ABI is a JSON file that specifies the functions available in the contract, their signatures, and the available events. We can retrieve this information by calling the Etherscan API [33]. Once we have the contract address and ABI, we can create a filter to track the contract’s activity on the Ethereum blockchain using an important Python library for interacting with Ethereum nodes called Web3.py [89] to facilitate the communication with our node’s API.

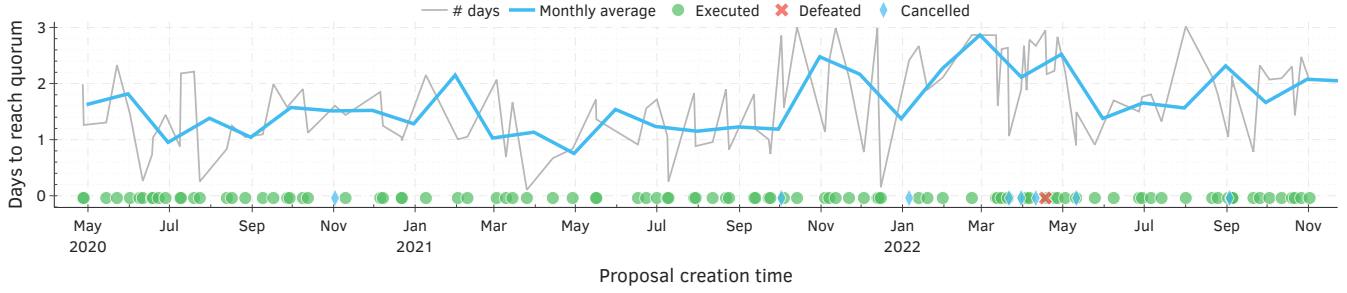


Figure 20: Compound proposals typically reach the quorum after 1.64 days on average.

Table 3: A comparison of voting mechanisms in decentralized governance protocols. SC stands for smart contract.

Protocol	Type	Voting	Who can vote?	Delegation	Voting Aggregation	How proposals are implemented
AAVE [1]	Lending	on-chain	addresses with delegated tokens	yes	on-chain	on-chain via an SC call.
Balancer [9]	DEX	off-chain	stakers with locked tokens	yes (off-chain)	off-chain	via 6-of-11 multisig.
Compound [53]	Lending	on-chain	addresses with delegated tokens	yes	on-chain	on-chain via an SC call.
Convex Finance [24]	Yield Farming	off-chain	stakers with locked tokens	yes (off-chain)	off-chain	via 3-of-5 multisig.
Curve [26]	DEX	on-chain	holders	yes	on-chain	on-chain through an SC call.
Maker Executive [58]	Stablecoin	on-chain	holders	no	on-chain	New Governance Contract requires more MKR staked than previous.
Maker Polling [58]	Stablecoin	on-chain	addresses with delegated tokens	yes	off-chain	Engineers at Maker create the governance contract based on the voting outcome.
Uniswap [2]	DEX	on-chain	addresses with delegated tokens	yes	on-chain	on-chain via an SC call.

The Web3.py library provides a filtering function called *createFilter*. This function can be used to filter transactions that triggered events of interest from a specific contract within a range of block numbers. We use this function to efficiently collect all transactions that triggered these events from the Compound [53] smart contract.

C INFERRING WALLET ADDRESSES OWNERSHIP

We aim to identify the ownership of public wallet addresses on the Ethereum blockchain. Due to the inherent anonymity of blockchain addresses, this proves to be a challenging task as we can only know the owners of an address if the owner chooses to disclose it. However, popular blockchain explorers such as Etherscan [34] often provide information on the top holders of specific cryptocurrencies, which allows us to partially overcome this obstacle.

Then, we first obtained the lists of the top 10,000 Ether holders from which there are 290 (2.9%) identified addresses and the top 1000 COMP holders from which there are 82 (8.2%) identified addresses from Etherscan. By comparing these lists to our data set, we were able to identify most of the top COMP holder addresses in our sample. However, this method did not work for the top delegated accounts, as most of them were not included in the list of top COMP holders on Etherscan. This means that most of the delegated accounts does not hold many tokens. Further, we also used the list of top 100 delegated Compound addresses by voting weight

available on the Compound website [22] from which there are 66 identified addresses.

Furthermore, to extend the available identified addresses in our analysis, we obtained the addresses of 2783 identified users from the Sybil-List [82], a project maintained by Uniswap that uses cryptographic proofs to verify wallet addresses ownership. By combining the identified addresses from both sources, we were able to obtain the ownership of 3191 inferred public wallet addresses to use in our analysis. We were able to infer 114 (3.41%) out of the 3341 unique addresses in our data set. Considering the top 10 most powerful voters for each proposal (refer to Fig. 21 in §E), we were able to infer 67 (50.37%) of the 133 unique addresses. Overall, our methodology allowed us to partially overcome the anonymity of public wallet addresses on the Ethereum blockchain and shed light on the ownership of these addresses in our data set. Finally, as an entity can control more than one address, we grouped the addresses we identified belonging to the same entity together to conduct our analysis.

D TYPES OF EXISTING GOVERNANCE PROTOCOLS

There are various smart contract applications that utilize decentralized governance protocols for decision-making, including those for lending, decentralized exchanges (DEXes), and stablecoins, among others. An example of such protocols can be found on the Ethereum blockchain, where a number of these applications are available. We have selected some of the most protocols that use decentralized governance

for decision-making. Table 3 presents 8 protocols, including Maker Executive and Maker Pooling, which are part of the MakerDAO [58] stablecoin protocol responsible for the DAI token. These protocols use decentralized governance mechanisms, and we characterize them based on whether their votes are cast on- or off-chain, the delegation methods they use, how they aggregate the votes, and how the proposal outcome take effect.

E HOW VOTERS CAST THEIR VOTES

This section examines how each of the top-10 voters of Compound and Uniswap cast their votes. Some proposals may not have received any votes if they were cancelled before the voting period began. See §6.2.3 for details. Fig. 21 shows how each of the top-10 voters cast their votes in each of the 126 (94.74%) out of 133 Compound proposals.

F TIME UNTIL REACHING THE QUORUM IN COMPOUND

For a proposal to pass, it must receive a majority of in favor votes and at least 400,000 (4%) votes in favor from the total supply of Compound tokens. This minimum number of in favor votes is referred to as the *quorum* and is defined by the Compound Governor Bravo contract.

We analyzed how long it takes for these proposals to reach the required quorum. Fig. 20 shows the number of days it took each of the evaluated Compound proposals to reach the quorum. On average, it takes 1.64 days with a standard deviation of 0.72 days for the proposals to reach the quorum. The cumulative distribution function of our results, where 32% take more than 2 days to reach the quorum. The shortest and longest time it took was 0.11 and 3 days, respectively.

Understanding Blockchain Governance: Analyzing Decentralized Voting to Amend DeFi Smart Contracts




Figure 21: Cumulative voting power distribution of the top-10 Compound voters per proposal. On average, proposals required 2.84 voters (std. of 0.97) to reach at least 50% of their total votes. The median was 3 voters, with a range of 1 to 5 votes. This indicates a concentrated amount of voting power. The subtitles indicate the proposal ID and outcome ("E" for executed, "D" for defeated, and "C" for cancelled).

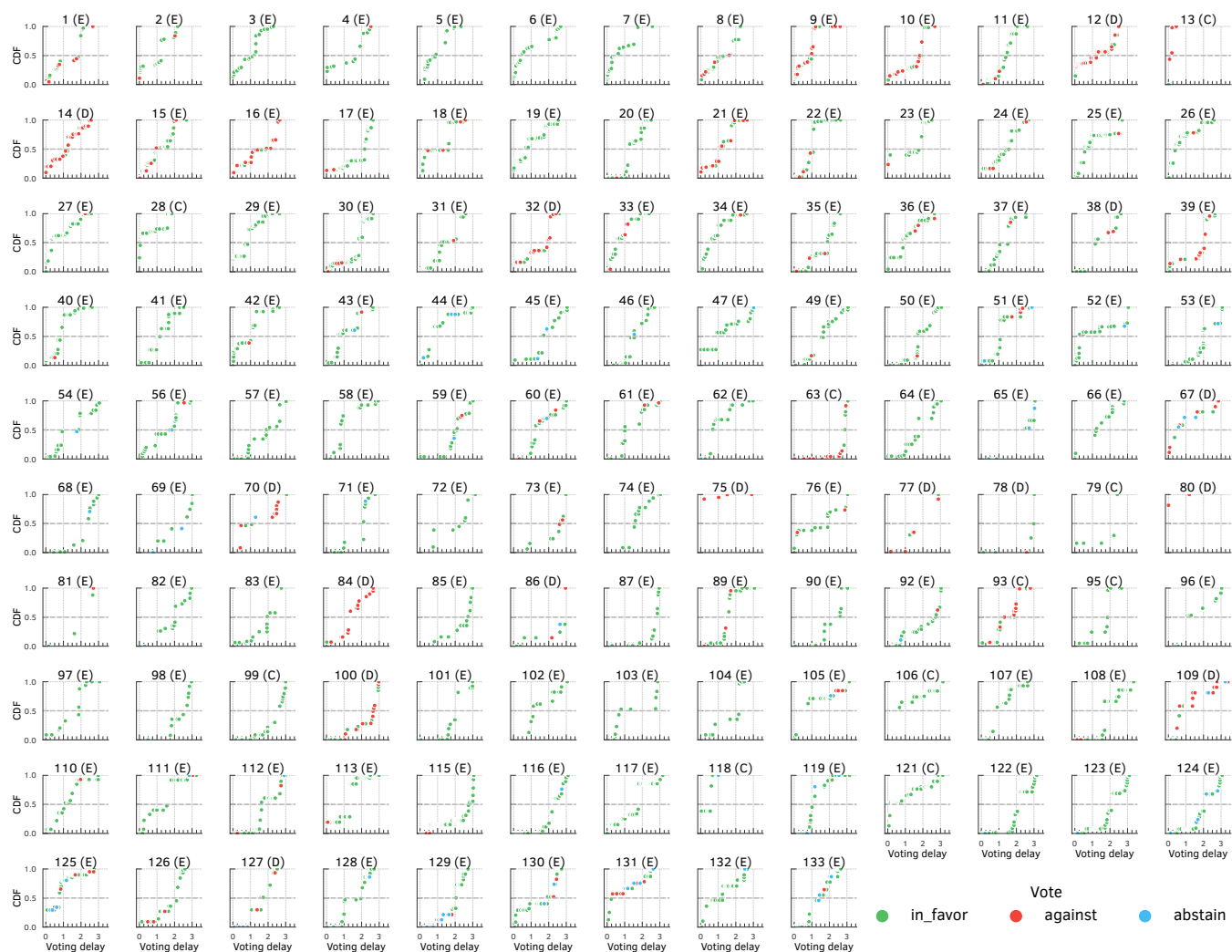


Figure 22: Voting delays for all votes cast per proposal in chronological order of vote. On average, voters took 1.4 days (with a standard deviation of 0.95 and a median of 1.34 days) to cast their votes after the voting period began. The subtitles indicate the proposal ID and outcome (“E” for executed, “D” for defeated, and “C” for cancelled).