

# WELL: Applying Bug Detectors to Bug Localization via Weakly Supervised Learning

Zhuo Li  
Peking University  
Beijing, China  
lizhmq@pku.edu.cn

Huangzhao Zhang  
Peking University  
Beijing, China  
zhang\_hz@pku.edu.cn

Zhi Jin  
Peking University  
Beijing, China  
zhijin@pku.edu.cn

Ge Li  
Peking University  
Beijing, China  
lige@pku.edu.cn

**Abstract**—Bug localization is a key software development task, where a developer locates the portion of the source code that must be modified based on the bug report. It is label-intensive and time-consuming due to the increasing size and complexity of the modern software. Effectively automating this task can greatly reduce costs by cutting down the developers’ effort. Researchers have already made efforts to harness the great powerfulness of deep learning (DL) to automate bug localization. However, training DL models demands a large quantity of annotated training data, while the buggy-location-annotated dataset with reasonable quality and quantity is difficult to collect. This becomes an obstacle to the effective usage of DL for bug localization. We notice that the data pairs for bug detection, which provide weak buggy-or-not binary classification supervision, are much easier to obtain. Inspired by weakly supervised learning, this paper proposes *WE*akly supervised bug *Lo*ca*L*ization (WELL), an approach to transform bug detectors to bug locators. Through the CodeBERT model finetuned by bug detection, WELL is capable to locate bugs in a weakly supervised manner based on the attention. The evaluations on three datasets of WELL show competitive performance with the existing strongly supervised DL solutions. WELL even outperforms current SOTA models in tasks of variable misuse and binary operator misuse.

**Index Terms**—Bug detection, bug localization, weakly supervised learning

## I. INTRODUCTION

Bug localization is among the key activities in software engineering (SE), where the developer is supposed to locate the wrong portion of the code that must be fixed based on the bug report. Still, this task is challenging and time-consuming. Given a bug report, the developer must spend enough time reading and comprehending the source code along with the bug report to locate the bug. Thus, effectively automating bug localization is important to the SE community due to its potential to improve productivity and software quality.

In the past decade, deep learning (DL) has demonstrated its great powerfulness in many SE tasks, and has achieved state-of-the-art (SOTA) performance in functionality classification [1], [2], code clone detection [3], [4], method naming [5], [6], code completion [7]–[9] and code summarization [10]–[12], *etc.* These may show the feasibility of harnessing the DL techniques to facilitate automated bug localization. Researchers have already tried to apply DL models to bug localization [13]–[16]. GREAT [15] and CuBERT [16] are among the SOTA DL models for bug localization and further fixing. Taking variable misuse (VarMisuse) [13] for instance,

which is one of the most thoroughly studied DL-based bug localization tasks, the DL models are supposed to locate the erroneously used variable in the given buggy code. Existing approaches, including GREAT and CuBERT, are trained in the end-to-end style, *i.e.*, the buggy locations in the code are fine-grained annotated in the training set.

One major challenge in existing DL solutions for bug localization is that obtaining models such as GREAT and CuBERT requires a large quantity of buggy-location-annotated training data. This kind of data provides *strong supervision* as the annotations are very fine-grained and highly related to the bug localization task. However, such dataset with reasonable annotation quality and sufficient examples is difficult to collect or annotate, due to the huge expense of manpower and resources in real world scenarios. According to Benton *et al.* [17], there exists only few large and publicly available bug datasets with high quality for research purpose. The bug localization datasets are usually obtained in two major ways – manual annotation or automatic collection. ❶ As mentioned before, it consumes a lot of manpower and resources to annotate high-quality bug localization data pairs. The annotators must be experienced software developers, and they have to take enough time to read and comprehend the code along with the bug report to locate the buggy position for every example to be annotated. ❷ Automatic dataset collection, on the other hand, is much more efficient. It often utilizes web crawlers and rule-based filters to find bug fixing commits in the open source projects to locate the bugs. However, the annotation quality of automatic approaches is not guaranteed. *E.g.*, Lutellier *et al.* [18] recently propose a large (million-level) program repair dataset collected from commit history of open source projects, but up to 7 of the 100 random samples are not actually bug-related commits in their manual investigations.

On the other hand, bug detection is usually a binary classification task, and utilizes the coarse-grained annotated data to train DL models. The buggy-or-not annotated data provides *weak supervision* compared to bug localization, as the annotation granularity is much coarser. Data for bug detection is much easier to collect or annotate. One may automatically run tests over the projects to determine which function or file is buggy, without much effort to dive into the project nor the bug report. Hence, in short words, bug localization data is scarce and difficult to collect or annotate, while data for bug

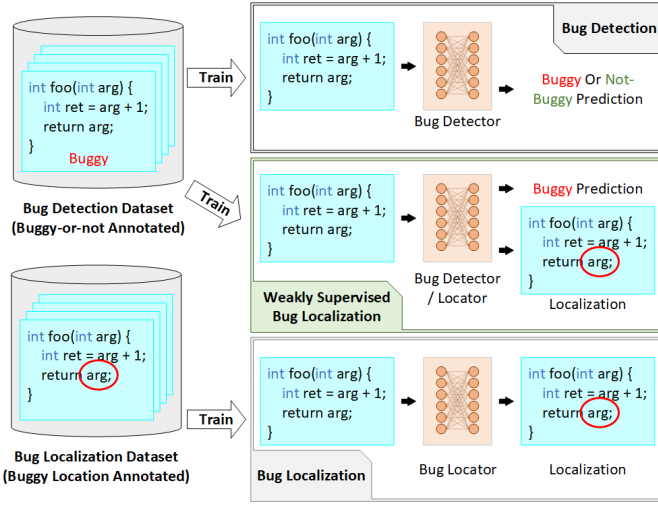


Fig. 1. An demonstrative example of bug detection, bug localization, and weakly supervised bug localization. The bug detection dataset (upper left) consists of source code pieces and the corresponding binary buggy-or-not labels, which is easily accessible. While the bug localization dataset (lower left) is annotated by buggy locations in the code, which is hard to collect. Models for weakly supervised bug localization (mid right) are trained upon the detection dataset, but is able to carry out both bug detection and localization.

detection is more easily accessible.

Thence, we introduce the idea of *weakly supervised learning* into bug localization. The methodology is to train the strong model (bug localization) with weak supervision signals (bug detection dataset), as illustrated in Fig. 1. Heuristically, a bug detection model internally learns the dependency of buggy labels on the buggy portions in the code. Retrieving such knowledge embedded in the bug detection model to achieve bug localization is very desirable and feasible. Based on such intuition, we propose **WE**akly supervised bug **Loca**lization (WELL), which transforms the bug detection model into a bug locator without any additional trainable weights nor bug localization data. WELL makes full usage of the easily accessible bug detection data to tackle the lack-of-data challenge in bug localization. To summarize the technical part, WELL harnesses the powerfulness of the pre-trained CodeBERT model [19], and finetunes CodeBERT for bug localization in the weakly supervised manner. Concretely, WELL finetunes CodeBERT on bug detection datasets, during the training stage. When locating bugs, WELL acquires attention score from the finetuned CodeBERT and extracts the critical part from the input source code based on the score. By intuition, if CodeBERT classifies a piece of code as buggy, the buggy fragment is likely to be included in the key portion of the input, which draws the model’s most attention. In this way, the weakly supervised bug localization is achieved in WELL.

At last, to demonstrate the effectiveness and capacity of WELL, we carry out in-depth evaluations on three different bug localization datasets, including VarMisuse, bi-operator misuse (BiOpMisuse) and boundary condition error (Bound-Error). They are the mostly studied synthetic bug localization datasets by current DL models, where certain types of bugs are

artificially injected into the clean code [13]–[16]. On average, WELL correctly detects and accurately locates 81.70% bugs, and the extended version (WELL-1) even locates 89.52% bugs. Compared with existing SOTA approaches, WELL is competitive or even better. Specifically, WELL-1 on average outperforms the SOTA strongly supervised GREAT by 6.55% of localization accuracy. Ablation study further demonstrates that it is feasible to apply weak supervision to other backbones, such as LSTM. The project is available through the Anonymous Github platform<sup>1</sup>.

The contributions of this paper are summarized as follows:

- We introduce the methodology of weak supervision into bug localization, by utilizing bug detection data. This methodology tackles the lack-of-data problem and makes full usage of the easily accessible data.
- We propose WELL, which turns bug detectors into bug locators without training data of localization nor additional trainable parameters. WELL learns to locate bugs with only bug detection datasets.
- We carry out in-depth evaluations to demonstrate the effectiveness of our proposed WELL against existing SOTA DL methods for bug localization. Compared to the baseline models jointly obtained with strong supervision signals, WELL trained with weak supervision produces competitive or even better performance.
- We demonstrate the capability of applying weak supervision to LSTM backbone through ablation study, suggesting the capacity and portability of the methodology.

## II. RELATED WORK

In this section, we discuss the most relevant work to this paper, including the subject tasks of DL for bug detection and bug localization (Sec. II-A), the methodology of weakly supervised learning (Sec. II-B) and the techniques for DL model visualization and explanation (Sec. II-C).

### A. DL for Bug Detection and Localization

By far, quite a lot of efforts have been made in source code processing by adopting DL techniques in the SE community [2], [4], [6], [8], [9], [12]. To leverage DL for bug detection, Wang *et al.* [20] propose AST-based deep belief network for defect prediction. Choi *et al.* [21] utilize memory neural network to predict buffer overrun. Li *et al.* [22] propose VulDeePecker to detect several types of vulnerabilities in source code. Pradel and Sen [23] propose DeepBugs for bugs in function call statements and binary expressions, with a feed-forward network taking variable types and names as inputs.

As for DL-based bug localization, studies are conducted mostly on artificial synthetic datasets, where certain types of bugs are injected into the clean code to formulate buggy-location-annotated data pairs, due to the aforementioned lack-of-data problem. Allamanis *et al.* [13] first propose the VarMisuse task, which is one of the most thoroughly studied tasks in DL-based bug localization at present. Vasic *et al.*

<sup>1</sup><https://anonymous.4open.science/r/8bb958c7-ddfb-46b8-a54f-cc11e4a333fb>

[14] employ the sequence-to-pointer (Seq2Ptr) architecture to detect, locate and fix VarMisuse bugs jointly. More recently, Hellendoorn *et al.* [15] propose two architectures to generate distributed representations for source code in order to locate bugs, namely Graph-Sandwich and GREAT. Kanade *et al.* [16] propose the pre-trained CuBERT for VarMisuse and multiple other bug detection and localization tasks.

Although some of the aforementioned existing work train bug detection and localization model jointly [14]–[16], *i.e.*, the DL models are trained to detect and locate bugs simultaneously upon bug localization datasets, they do not seek to facilitate bug localization via the weak supervision signals from the bug detection (binary classification) data. As a result, the lack-of-data problem is often challenging and inevitable in traditional DL for bug localization in the real world. In this paper, on the contrary, WELL adopts the methodology of weakly supervised learning, and leverages the easily accessible and abundant buggy-or-not data to finetune CodeBERT as a bug detector for token-level fine-grained bug localization.

### B. Weakly Supervised Learning

Weak supervision can be categorized as incomplete supervision, inexact supervision and inaccurate supervision. In this paper, we focus on inexact supervision, where the annotation of the training data is only coarse-grained labels (*e.g.*, buggy-or-not data provides weak supervision to the bug localization task). Please refer to the survey [24] for more detailed discussions of other types of weak supervision.

The methodology of weakly supervised learning has been demonstrated to be valid in many DL tasks. In computer vision (CV), researchers facilitate image semantic segmentation via course-grained annotated classification datasets. The weak annotations include bounding boxes [25], [26], scribbles [27], and points [28], *etc.* More recently, pixel-level segmentation by image-level annotation has been achieved through the technique of CAM [29]–[32]. As for natural language processing (NLP), researchers also leverage weak supervision in sequence labeling tasks, such as named entity recognition (NER), to ease the burden of data annotation [33]–[36]. The most relevant approach to WELL is Token Tagger [34], which employs attention-based architecture for weakly supervised NER with sentence-level annotations. Token Tagger is trained to classify whether a named entity is in the sentence, and during NER, it selects the most important tokens based on the attention score.

In this paper, we adopt the idea of weakly supervised learning to train bug locators with buggy-or-not annotated data. The inner logic to leverage attention for weakly supervised learning of WELL is inspired by Token Tagger.

### C. DL Model Visualization & Explanation

Interpreting the DL models could aid the researchers to understand and explain the inner mechanism of neural networks, and such techniques may technically promote weakly supervised learning. In CV, at present, the CAM family [29]–[32] are the most widely-applied and mature techniques to visualize and explain the image classifiers. It generates a

TABLE I  
SUMMARY OF NOTATIONS AND SYMBOLS IN THIS PAPER.

Notation	Definition
$\mathcal{D}^t, \mathcal{D}^v, \mathcal{D}^e$	Dataset for training, validation & evaluation.
$\mathcal{X}, \mathcal{Y}$	Source code space & annotation space.
$x = (t_1, \dots, t_l)$	Token sequence of the source code.
$(s_1, \dots, s_{l'})$	Subtoken sequence of the source code.
$C, \Theta_C$	DL model & its trainable parameters.
$y, \tilde{y}$	Annotation & prediction from the model.
$\mathcal{L}(\tilde{y}, y)$	Loss function.
$Q, K, V$	Query, key & value matrices in attention.
$h = (h_0, \dots, h_{l'})$	Context-aware hidden states.
$\alpha = (\alpha_1, \dots, \alpha_{n_h})$	Multi-head attention with $n_h$ heads.

heat map, where the value reflects the contribution and the importance of the corresponding pixel to the final prediction.

As for NLP, which is more relevant to our subject tasks, selective rationalization [37]–[41] is one of the most effective techniques to explain sentence classifiers. It identifies the rationale, which is a subsequence of the input sentence, to best explain or support the prediction from the DL model. The recent proposed FRESH [41] utilizes a two-model framework for rationalization. It generates heuristic feature scores (*e.g.*, attention score) from the subject BERT to derive pseudo binary tags on words, and finetunes another BERT in a sequence labeling manner as the rationale tagger. This work demonstrates the powerfulness of pre-trained models in comprehending and explaining the NLP models.

Inspired by FRESH, we employ a simplified framework in WELL, which utilizes one single finetuned CodeBERT [19] bug detector to generate attention scores for bug localization. As demonstrated in selective rationalization, attention in CodeBERT is supposed to mine the portions of the code informative for bug detection, and such portions are supposed to be bugs.

## III. PROBLEM DEFINITION & PRELIMINARY

In this section, we first provide our formal definition of the object tasks (Sec. III-A). Then we explain the multi-head attention mechanism in the transformer model (Sec. III-B), based on which we facilitate WELL. And at last, we introduce the large CodeBERT model pre-trained for source code (Sec. III-C), which acts as the backbone of WELL. The symbols we employ in this paper are summarized in Table I.

### A. Bug Detection & Localization

**Dataset.** Both bug detection and localization are supervised tasks, since the datasets are annotated. A typical dataset consists of multiple pairs of examples, *i.e.*,  $\mathcal{D} = \{(x_1, y_1), \dots, (x_n, y_n)\}$ , where  $n$  refers to the size of the dataset. A pair of example  $(x, y) \in \mathcal{D}$  includes a source code piece  $x \in \mathcal{X}$  and its corresponding annotation  $y \in \mathcal{Y}$ . The annotation space varies for different tasks, which will be defined later in this section. The source code is already tokenized, *i.e.*,  $x = (t_1, \dots, t_l)$ , where  $t_i$  is the  $i$ -th token in  $x$  and  $l$  is the length of the token sequence.

**Model.** A DL model  $C$  takes the tokenized source code  $x$  as input, and outputs  $\tilde{y} \in \mathcal{Y}$  as the prediction. Note that the

output format also varies for different tasks.  $C$  is supposed to produce  $\tilde{y} = y$ , where the prediction exactly matches the ground-truth. To obtain the optimal parameters in  $C$  is to optimize the objective function  $\min_{\Theta_C} \sum_{(x,y) \in \mathcal{D}^t} \mathcal{L}(\tilde{y}, y)$ , where  $\mathcal{L}(\cdot)$  is the loss function (usually cross entropy), which measures the similarity of  $\tilde{y}$  and  $y$ . For those  $C$ 's which require different input formats (e.g., AST or graph), we assume that they process the format internally.

**Bug detection.** We define bug detection in method-level. Bug detection is to determine whether a bug exists in the given method or function. Therefore, the annotation space for bug detection is binary, i.e.,  $\mathcal{Y} = \{0, 1\}$ , where  $y = 1$  suggests that the corresponding function  $x$  is buggy, while  $y = 0$  the opposite. One often adopted approach to build a bug detector is to first generate an encoding vector of the source code via a code representation model, and then classify the encoding with a feed forward network.

**Bug localization.** Bug localization is to determine which token subsequences cause a bug in the given code. The annotation for bug localization is defined as a sequence of binary labels, i.e.,  $\mathcal{Y} = \{0, 1\}^l$ . Each token annotation  $y_i$  in  $y = (y_1, \dots, y_l)$  is binary, where  $y_i = 1$  suggests that  $t_i$  participates in the bug, while  $y_i = 0$  the opposite. Hence, bug localization can be viewed as a sequence tagging problem on source code. Bug locators take  $x$  as input and binarily tags each  $t_i$ .

In this paper, as a very early step in this area, we focus on the fine-grained synthesized bugs, where the bug is caused by one or two tokens, e.g., VarMisuse by a single variable misuse, BiOpMisuse by a single bi-operator misuse, and BoundError by a single inequality operator misuse. We propose and evaluate WELL on these datasets. The proposed weakly supervised WELL has potential to be extended to detect and locate other more complex bugs. We leave it for future work.

**Existing strongly supervised bug localization.** Existing approaches are mainly based on the Seq2Ptr framework [14]–[16]. The DL model is trained on the buggy-location-annotated datasets with strong supervision. Concretely, the model encodes the source code, and computes attentions based on the token representations. The “pointer” points to the token with the highest attention score as the predicted buggy location, and for non-buggy (clean) code, the “pointer” points to a special “clean” token inserted in the sequence.

## B. Attention in Transformer

The attention technique is first proposed in Seq2Seq model [42], which aims to selectively focus on parts of the source sequence during prediction. The attention function maps multiple queries and a set of key-value pairs to a weighted sum of the values, where the weight assigned to each value is computed with the query and the corresponding key [43].

**Query, key & value.** The queries, the keys and the values are all vectors. The queries  $Q = (Q_1, \dots, Q_n)$  are the points of interest, the values  $V = (V_1, \dots, V_l)$  are the vectors to be weighted, and the keys  $K = (K_1, \dots, K_l)$  are the “descriptions” of  $V$ . Note that each  $K_i$  and  $V_i$  are paired.

We query  $Q_i$  against the key  $K_j$  about how much portion of the value  $V_j$  should be included in the weighted-sum output.

**Scaled self-attention.** The scaled self-attention measures how relevant the tokens in the given sequence  $x$  are to each other. Therefore,  $Q$ ,  $K$  and  $V$  are all generated from  $X$ , where  $X \in \mathbb{R}^{l \times d}$  is the embedding matrix of  $x$  and  $d$  is the dimension of the embedding space. Concretely,  $Q = W_Q X$ ,  $K = W_K X$ , and  $V = W_V X$ , where  $W_Q$ ,  $W_K$  and  $W_V$  are trainable parameters. Scaled self-attention is computed as Eq. 1, where  $\alpha(Q, K)$  produces the probabilistic attention score, and  $\sigma$  is the softmax function.  $\alpha_{ij}$  (the element of the  $i$ -th row and the  $j$ -th column in  $\alpha$ ) is the attention score of query  $Q_i$  against key  $K_j$ .  $\alpha_{ij}$  reflects how relevant  $t_i$  and  $t_j$  are in  $x$ . For other types of attention, please refer to [44].

$$\text{Attention}(Q, K, V) = \alpha(Q, K)V = \sigma\left(\frac{QK^T}{\sqrt{d}}\right)V \quad (1)$$

**Multi-head attention.** The multi-head attention mechanism is proposed in transformer [43] to focus on different types of information in the sequence. It consists of multiple sets of scaled self-attention, and each attention is called a head, where the parameters in each head are not shared. The outputs of these heads are concatenated and linearly transformed to integrate the information and generate the final representation. The overall formulation of multi-head attention in the transformer architecture is deducted as below:

$$\text{MultiHead}(X) = \text{Concat}(\text{head}_1, \dots, \text{head}_{n_h})W_O, \quad (2)$$

where  $\text{head}_i = \text{Attention}_i(Q_i, K_i, V_i)$ ,

where  $n_h$  is the head number, and  $W_O$ , along with  $W_{Q_i}$ ,  $W_{K_i}$ ,  $W_{V_i}$  in the  $i$ -th head, are trainable parameters.

**Transformer layer.** The transformer architecture [43] is composed of a stack of identical transformer layers. Each layer consists of a multi-head attention and a fully connected neural network. These two modules are linked through residual connection [45] and additional layer normalization [46]. The  $i$ -th layer takes  $X_i$  as input and computes  $X_{i+1}$  for the  $i+1$ -th layer ( $X_1 = X$ ). Please refer to “Layer 1” in Fig. 2 for the detailed structure of the transformer layer.

## C. Pre-trained Models

With the rapid increase of the amount of accessible training data and computing power, the ways of using DL models have also changed greatly. Recently, researchers have demonstrated the SOTA performance of large pre-trained models on various tasks across different domains including CV and NLP. Compared to traditional training from scratch, pre-training on general tasks and fine-tuning on specific downstream tasks result in a significant performance improvement. The idea of pre-training is introduced to the field of SE lately, resulting in the CodeBERT [19] model pre-trained for source code.

**CodeBERT.** Following the work of BERT [47] and RoBERTa [48] in NLP, Feng *et al.* [19] propose CodeBERT for source code, which employs the identical architecture and model

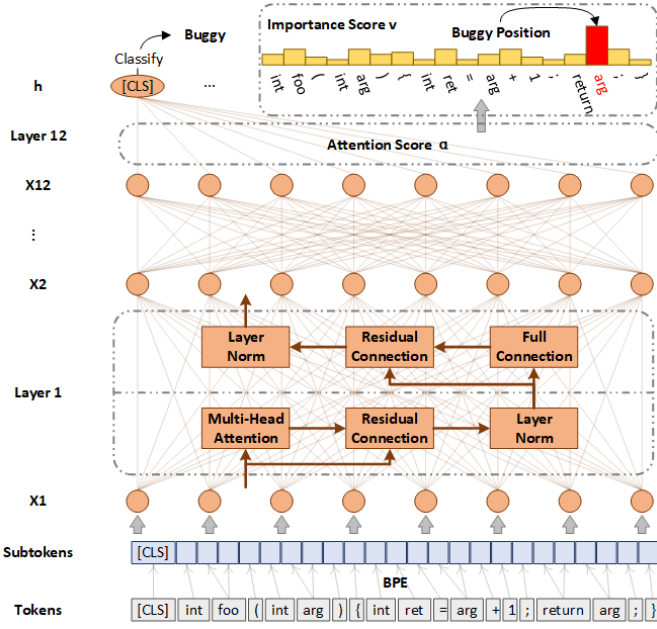


Fig. 2. An illustrative example of WELL based on the CodeBERT backbone. We plot the computation flow chart of transformer layer only for “Layer 1” to save space. The top-left part is for bug detection, while the top right part is for bug localization.

size with RoBERTa. The general architecture of CodeBERT is shown in Fig. 2. Specifically, CodeBERT consists of 12 transformer layers (Layer 1 to 12). The hidden size, attention head number and feed-forward size in each layer are 768, 12 and 3,072 respectively, leading to overall 125 million parameter size. CodeBERT is pre-trained on the CodeSearchNet dataset [49] with more than 8 million functions across six programming languages (*i.e.*, Python, Java, JavaScript, Php, Ruby, and Go). After finetuning, CodeBERT is capable of performing code classification and code generation (as an encoder) tasks, and producing SOTA results in various SE tasks [50].

#### IV. WELL

In this section, we illustrate the proposed WELL in detail. We first give a high-level overview of WELL in Sec. IV-A, which locates bugs through learning upon detection tasks in a weakly supervised manner. Then, we present details of training the model and locating bugs in Sec. IV-B and Sec. IV-C. Finally, we extend WELL by leveraging a small amount of buggy-location-annotated data for validation when available.

##### A. Overview of WELL

We first present the high-level idea of our proposed WELL, utilizing the CodeBERT model as the backbone to locate bugs in source code in a weakly supervised manner. It takes three steps to achieve weakly supervised learning: ① *finetuning* CodeBERT on bug detection datasets, ② *predicting* whether a piece of suspicious code is buggy or not, and ③ *locating* the buggy position based on the attention score. One may note that finetuning (or training) and predicting constitute the common learning paradigm of classification tasks such as bug

detection. We follow this paradigm to obtain CodeBERT as bug detectors, and facilitate bug localization according to the attention score. Intuitively, if CodeBERT is capable to detect bugs, the code segment that draws the most attention should be related to the bug. Therefore, the multi-head attention should reveal why and how CodeBERT detects bugs, and in this way, we achieve weakly supervised bug localization.

WELL takes the source code token sequence as input, and outputs the predicted buggy-or-not label and the bug location, as illustrated in Fig. 2. Specifically, during localization, WELL first carries out binary classification upon the code with the finetuned CodeBERT (“Tokens” up to “ $h$ ” in Fig. 2). If the prediction is negative, WELL terminates, as the code is considered as clean (not buggy); otherwise, the algorithm continues. During prediction, the multi-head attention scores of the last layer ( $\alpha$ ) are also retrieved. WELL aggregates the multi-head attention scores to compute the token-level importance score  $v = (v_1, \dots, v_l)$ , where  $v_i$  suggests the likeliness of the token  $t_i$  in the code  $x$  to cause the bug.

##### B. Learning to Detect Bugs

As aforementioned, WELL finetunes the CodeBERT model upon bug detection datasets, which provide weak supervision for bug localization. As binary labeled bug detection datasets are easily accessible, CodeBERT is completely capable to learn the buggy patterns in the source code. This section illustrates the finetuning and predicting steps.

**Forward computation.** Forward computation means prediction in DL. According to the definition of bug detection in Sec. III-A, CodeBERT takes the source code  $x = (t_1, \dots, t_l)$  as input and outputs  $\tilde{y}$  as the predicted label. The forward computing process is demonstrated in Fig. 2. Concretely, given the source code token sequence  $x$ , we split them into subtokens  $s_1, s_2, \dots, s_{l'}$  using BPE [51], where  $l'$  is the length of the subtoken sequence. Special token  $s_0 = [\text{CLS}]$  for classification is also inserted at the very beginning of the subtoken sequence. Then, the 12 transformer layers generates the context-aware vector representation  $h = h_0, \dots, h_{l'}$  of subtokens. We preserve only  $h_0$  as the aggregated representation of the whole piece of code, and discard other  $h_i$ 's. Finally, we feed  $h_0$  into a feed-forward neural network with softmax output, producing the predicted probabilities  $p = (p_0, p_1)^T$  of the two classes ( $p_1$  for buggy and  $p_0$  for clean). The binary prediction  $\tilde{y}$  is made based on  $p_1$ , *i.e.*,  $\tilde{y} = 1$  if  $p_1 \geq 0.5$ , otherwise,  $\tilde{y} = 0$ .

**Training objective.** We finetune CodeBERT on the training set of bug detection via back propagation and gradient descent. The loss function is the commonly adopted cross-entropy loss for classification, which is formulated as below, where  $\Theta_C$  refers to the weights in the CodeBERT bug detection model:

$$\min_{\Theta_C} \mathcal{L} = \mathbb{E}_{(x,y) \in \mathcal{D}^t} (-y \log p_1 - (1-y) \log p_0). \quad (3)$$

##### C. Localization via Multi-head Attention

Empirically, the CodeBERT bug detector obtained in Sec. IV-B makes prediction based on some certain features em-

---

**Algorithm 1** Localization algorithm by WELL.

---

**Inputs:** Source code  $x = t_1, t_2, \dots, t_l$   
**Outputs:** Predicted label  $y$  and buggy fragment  $x_{buggy}$ .  
1:  $s_1, s_2, \dots, s_{l'} \leftarrow BPE(t_1, t_2, \dots, t_l)$   
2:  $h, \alpha \leftarrow \text{CodeBERT}([CLS], s_1, s_2, \dots, s_{l'})$   
3:  $p \leftarrow \text{CLASSIFY}(h_0)$   
4:  $\tilde{y} \leftarrow \arg\max_i p_i$   
5: **if**  $\tilde{y} = 0$  **then**  
6:     **return** CLEAN, NONE  
7: **else**  
8:      $\alpha' \leftarrow \text{AGG\_HEAD}(\alpha)$   
9:      $a, b \leftarrow \text{ALIGN}(x, s)$   
10:      $v \leftarrow \text{AGG\_SUBTOKEN}(a, b, \alpha')$   
11:      $k \leftarrow \arg\max_i \sum_{j=i}^{i+N-1} v_j$   
12:     **return** BUGGY,  $(t_k, \dots, t_{k+N-1})$   
13: **end if**

---

bedded within the code. Such features, which lead to buggy prediction, are likely to be related to the bugs. On the other hand, the multi-head attention provides which parts of the source code the CodeBERT model focuses on. By analyzing the multi-head attention, we may locate bugs via the CodeBERT bug detector. The algorithm is presented in Algo. 1.

**Forward computation.** In order to determine whether the input code piece is buggy or not, and to retrieve the attention scores  $\alpha$  for further localization procedures, a forward computation (Line 1 to 4 in Algo. 1) is necessary. After retrieving  $\alpha$ , WELL performs two aggregations (multi-head and subtoken) to obtain the token-level importance score  $v$ .

**Aggregation of multiple heads.** The attention score  $\alpha$  (as a 3-dimensional tensor) includes all attention heads from the last transformer layer in CodeBERT. The  $i$ -th attention head is denoted as  $\alpha_i$ , in which the  $j$ -th row ( $\alpha_{ij}$ ) suggests the probabilistic attention of  $s_j$  to all other subtokens of the code. Specifically,  $\alpha_{i0}$  suggests the importance of each subtoken for the classification from the  $i$ -th head. In order to take all heads into consideration, we adopt average aggregation of all the  $n_h$  heads as Line 8 in Algo. 1:

$$\alpha' = \text{AGG\_HEAD}(\alpha) = \sum_{i=1}^{n_h} \frac{\alpha_{i0}}{n_h}, \quad (4)$$

where the output  $\alpha'$  is a sequence of probabilities suggesting the importance of each corresponding subtoken.

**Alignment of subtokens.** Due to BPE, a token  $t_i$  may be splitted into multiple subtokens, and the concatenation of these subtokens makes the original  $t_i$  i.e.,  $t_i = \text{CONCAT}(s_{a_i}, s_{a_i+1}, \dots, s_{b_i})$ , where  $a_i$  and  $b_i$  refer to the beginning and ending indices in the subtoken sequence of the token  $t_i$  respectively.  $a$  and  $b$ , which are vectors constituted by  $a_i$  and  $b_i$ , are retrieved by aligning the token sequence  $x$  and the subtoken sequence  $s$  as Line 9 in Algo. 1. Concretely, BPE in CodeBERT tags the subtokens with a special character “ $\hat{G}$ ”, referring to the beginning of a token. Therefore, we perform a scanning over  $x$  and  $s$  to collect  $a_i$  and  $b_i$  for each  $t_i \in x$ .

**Aggregation of subtokens.** Since  $\alpha'$  refers to the subtoken-level importance score while we require the token-level importance score, an aggregation upon the subtokens is necessary. After alignment, WELL carries out additive aggregation to

map the attention from the subtokens to the corresponding tokens (Line 10 in Algo 1), resulting in the importance score  $v = (v_1, \dots, v_l)$ . Each  $v_i$  is computed as  $v_i = \sum_{j=a_i}^{b_i} \alpha'_{ij}$ .

**Localization.** The importance score  $v_i$  suggests how informative  $t_i$  is to the buggy prediction of the CodeBERT bug detector. In other words, those tokens with high importance scores are more likely to be related to the bug. As the bug localization task can be treated as a sequence tagging problem over the source code (Sec. III-A), WELL assumes the buggy fragment to be a consecutive token subsequence of length  $N$ , where  $N$  is a hyper-parameter. With this assumption, WELL utilizes a slide window of size  $N$  to compute the importance score of all fragments, and selects the one with the largest score as the buggy fragment (Line 11 in Algo. 1). The buggy fragment  $x_{buggy} = (x_k, \dots, x_{k+N-1})$  is selected as:

$$k = \arg\max_i \sum_{j=i}^{i+N-1} v_j. \quad (5)$$

Please note the two assumptions in Eq. 5: ❶ The buggy tokens are no more than  $N$ , and ❷ the buggy tokens are consecutive. When the assumptions are not satisfied, we could expand WELL by adopting the threshold activated inconsecutive selection strategy. We leave this to the future work.

#### D. Extension with Fine-grained Supervision

So far, we have illustrated all details in WELL, including the forward computation of the CodeBERT backbone, the finetuning protocol upon buggy-or-not datasets, and the localization process. In other words, WELL does not require nor rely on any buggy location annotations for training. However, in the real world, although the fine-grained well-annotated examples are hard to collect, we can still obtain a small amount of them by all means. We introduce the extended WELL, namely WELL- $k$ , in this section, which leverages these fine-grained buggy-location-annotated examples for validation.

Even though multi-head attention is designed to focus on different features in the input sequence [43], recent researches have shown that only a small subset of the heads are specialized for the downstream task, while the other heads are dispensable and can even be pruned without losing much performance [52], [53]. Therefore, those unimportant heads in WELL may have negative impacts after the average aggregation, which we indeed encounter during our experiments. On the other hand, aggregation of only the important heads is supposed to be competitive or even better. Therefore, WELL- $k$  is proposed as an extension of WELL, which selects and aggregates only the top- $k$  important attention heads.

To measure the importance of each attention head, we utilize the fine-grained well-annotated examples as validation. Instead of direct aggregation, we evaluate the bug localization performance of the  $i$ -th attention head against the validation set (buggy-location-annotated), by setting  $\alpha' = \alpha_{i0}$ , creating WELL- $H_i$ . The performance of WELL- $H_i$  is considered as the importance of the  $i$ -th head. Then, we aggregate only the top- $k$  important heads, resulting in WELL- $k$ . Note that WELL-1 refers to no attention head aggregation at all (using



only the most important head), and WELL- $n_h$  refers to WELL itself (aggregation of all heads). During our experiments, we evaluate WELL-1, considering the extreme case.

## V. EVALUATION

We implement WELL with Python3 based on the DL framework PyTorch (ver 1.7.1) and the transformers package (ver 3.4.0)<sup>2</sup>. We perform a large-scale evaluation and analysis to answer the following research questions:

**RQ1: Effectiveness of weak supervision.** Is WELL trained with weak supervision for bug detection capable of locating bugs? What is the feasibility of WELL?

**RQ2: Weak supervision vs. strong supervision.** Compared with the current SOTA models trained with fine-grained annotations, is WELL capable of producing competitive performance in bug detection and localization? Can WELL trained in a weakly supervised manner even outperform other existing strongly supervised approaches?

**RQ3: Aggregation of attention heads.** Is it true that only a small subset of attention heads do the heavy lifting while the others are dispensable? Can WELL-1, utilizing only the most important head without aggregation, perform competitive or even better localization than WELL?

**RQ4: Portability & transferability.** Can the idea of training bug locators upon buggy-or-not annotated bug detection datasets transfer to other backbone architectures? Besides the powerful CodeBERT, can other models, such as LSTM, adopt the methodology of WELL?

### A. Experimental Settings

**Subject tasks & datasets.** We evaluate WELL, against other approaches, with three bug detection/localization tasks, *i.e.*, VarMisuse [15], BiOpMisuse [16], and BoundError. VarMisuse is a variable misuse detection, localization, and fixing benchmark of Python2 functions proposed by Hellendoorn *et al.* [15]. The synthesization of bugs is to mutate the function by misuse one variable name. We focus on detection and localization only. During pre-processing, functions with more than 250 tokens are discarded. BiOpMisuse is an operator misuse detection benchmark of Python2 functions proposed by Kanade *et al.* [16]. Bugs are introduced by substituting one bi-operator with a wrong but type-compatible random one (*e.g.*, “+” $\Leftrightarrow$ “-”, “\*” $\Leftrightarrow$ “/”, “is” $\Leftrightarrow$ “is not”). We extend this task to further bug localization by requiring the models to locate the substituted operator. BoundError is a boundary condition error detection and localization dataset of Java methods proposed in this paper. We randomly sample 20% projects from the Github Java Corpus [54], and discard methods with more than 400 tokens. The off-by-one bug is brought into the methods by replacing comparison operators (*e.g.*, “<” $\Leftrightarrow$ “<=”, “>” $\Leftrightarrow$ “>=”<sup>3</sup>). The bug types in these three datasets are different, but all of them are caused by one or two tokens

TABLE II  
INFORMATION OF THE SUBJECT TASKS & DATASETS

Dataset	Language	Train #	Valid #	Test #	$\bar{l}^*$	$\Psi^*$
VarMisuse	Python2	~1.6M	~170k	~886k	73	✓
BiOpMisuse	Python2	~460k	~49k	~250k	123	✓
BoundError	Java	~180k	~26k	~52k	146	✓

\*  $\bar{l}$  = “Average length”,  $\Psi$  = “Well balanced”.

(*e.g.*, “is not” $\Leftrightarrow$ “is” in BiOpMisuse). The statistical and other information about the datasets are listed in Table II.

**Baseline Models.** At present, SOTA DL-based solutions for bug localization are mostly Seq2Ptr architecture [14]. Seq2Ptr employs the DL encoders to compute attention queried by a trainable vector upon the input code piece, and the pointer to the buggy position is generated from the attention (arg max). Different from our proposed WELL, Seq2Ptr models are trained with the bug localization dataset with strong buggy-location-annotated supervision signals. We employ previously proposed SOTA models as the baseline, including GREAT [15] and CuBERT [16]. Furthermore, we also propose WELL-Strong (WELL- $S$ ) as another baseline, which has almost identical architecture with WELL, but is trained with strong supervision (*i.e.*, bug localization dataset). WELL- $S$  is also based on Seq2Ptr, with an additional attention layer after the CodeBERT encoder. WELL- $S$  is finetuned upon fine-grained annotations (with buggy positions). Because WELL and WELL- $S$  both employ CodeBERT as the backbone, and the parameter sizes are almost the same, the comparison between WELL and the WELL- $S$  baseline may help to investigate the impact of weakly supervised learning.

**Experimental configuration.** We perform in-depth comparative experiments upon WELL along with the baseline models on the three datasets. For **RQ1**, we investigate the detection and localization performance of WELL on the datasets to demonstrate its capability of locating bugs. For **RQ2**, we compare the detection and localization performance of WELL with the baselines, to demonstrate the competitive or even better capacity of our weakly supervised solution. For **RQ3**, we conduct ablation study upon the attention heads, by evaluating WELL- $H_i$  of each attention head without average aggregation on VarMisuse and BoundError, to identify the problem of multi-head attention and to justify the extension of WELL-1. Finally for **RQ4**, we substitute the backbone of CodeBERT in WELL with the widely utilized LSTM model, and denote the model as WELL-lstm, and evaluate it on BoundError, to demonstrate the generalization of our attention-based weakly supervised framework for bug localization by DL.

**Evaluation metrics.** In bug detection, we employ *classification accuracy* as one of the metrics. Besides accuracy, *precision* and *recall* are also considered. Precision measures the quality of the detector, and higher precision suggests that the detector makes less type-1 error (false positive), finding more true bugs in buggy predictions. While recall measures the quantity, and higher recall means that the detector makes less type-2 error (false negative), finding most of the bugs.

<sup>2</sup><https://huggingface.co/transformers/>

<sup>3</sup>The equal condition in the comparison is added or removed in the operator.

In bug localization, we leverage *localization accuracy* as the metrics. It measures the ratio of exact-hit predictions. For VarMisuse and BoundError, this metrics is equivalent to exact match rate; for BiOpMisuse, because bugs may be caused by one or two consecutive tokens (e.g. “is not”), any predicted buggy position within the consecutive tokens is regarded as accurate. In this paper, we report the metrics computed on the test set. In addition, we carry out case study in each RQ, by visualizing the importance scores. The concentrated importance score suggests good attention upon the source code and further supports the feasibility and effectiveness of the weakly supervised methodology in WELL.

**Hyper-parameters.** WELL adopts the released base version of CodeBERT (CodeBERT-base) as the backbone<sup>4</sup>. The max length is fixed to 512.  $N$  (the length of the buggy fragment) is fixed to 1. We utilize the open-sourced GREAT model with the same configuration reported in the original paper [15] and train it from scratch. As for CuBERT, we compare with the reported results from the original paper [16] without finetuning by ourselves, because the model size is too large (three times larger than CodeBERT) for our machine to finetune. WELL- $S$ , as another baseline, shares the same hyper-parameter setting with WELL. During finetuning, the learning rate is set to  $4 \times 10^{-5}$ , and  $L_2$  regularization is adopted with the weight of 0.01. In each experiment, the models are trained/finetuned for 6 epochs with the batch size of 64 and we select the checkpoint with the highest accuracy on the validation set. To emphasize the supervision, the buggy locations in the training set is accessible for GREAT, CuBERT and WELL- $S$  (strong supervision), while blocked for WELL (weak supervision). For WELL-1, we sample 1,000 fine-grained labeled examples from the validation dataset to measure the importance of each attention head, which is a very small amount (less than 1% of the original training dataset size).

### B. RQ1: Effectiveness

**WELL for bug detection.** The precision (P), recall (R) and accuracy (Acc.) metrics of WELL for detecting VarMisuse, BiOpMisuse and BoundError bugs are listed in Table III-V, respectively. Note that WELL-1 and WELL share the same finetuned CodeBERT backbone, the detection performance is identical. On average, WELL produces 92.85% precision, 93.21% recall and 93.33% accuracy in detecting the three types of bugs. In terms of absolute value, WELL makes less than 10% type-1 or -2 error and less than 10% error predictions. WELL finetuned with weak supervision is capable to detect bugs, which is consistent with intuition and natural.

**WELL for bug localization.** On average, WELL and WELL-1 correctly and accurately locate 81.70% and 89.52% bugs as shown in Table III-V. Compared with random picking, whose accuracy is about 1%, WELL is capable to locate the three kinds of bugs, even though it has no supervision signals for localization during finetuning. In addition, WELL and WELL-1 produce similar accuracy in VarMisuse and BiOpMisuse

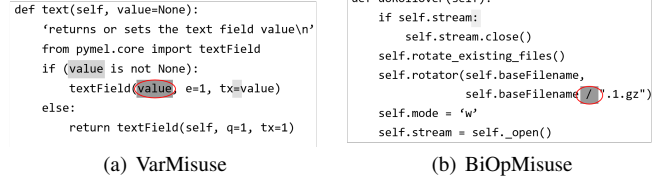


Fig. 3. Visualization of the importance score produced by WELL. All examples are correctly handled by WELL. The red circle suggests the buggy location of ground-truth. The gray-scale of the background represents the importance score of the corresponding token by WELL.

(with differences less than 0.5%), while WELL-1 outperforms WELL by 23.32% accuracy in BoundError. Such phenomenon may be caused by the issue of multi-head attention, which is investigated and discussed in RQ3.

**Case study.** Fig. 3 shows two cases from the VarMisuse and BiOpMisuse separately. WELL predicts them as buggy correctly and locates the bugs accurately. Darker background of a token ( $t_i$ ) refers to higher importance score ( $v_i$ ) from WELL of this token. The most important tokens (darkest) and the buggy locations (red circle) coincide in the figures, which, to a certain extent, shows the effectiveness of the weakly supervised WELL. On the other hand, important tokens, with dark backgrounds visible to naked eyes, are scarce and concentrated in the figures, meaning that CodeBERT in WELL is fully capable of learning the relation between the buggy position in the code and the given buggy-or-not supervised signal during finetuning. This furthermore demonstrates the feasibility and effectiveness of weak supervision in bug localization. Please refer to Appendix A for more visualized cases.

**Answer to RQ1:** WELL is feasible and effective to detect and locate bugs in the evaluated datasets. Case study further demonstrates that WELL finetuned in the weakly supervised manner is capable to learn the bug locations given only the buggy-or-not annotations.

### C. RQ2: Weak Vs. Strong

**WELL vs. existing approaches.** From Table III-V, in bug detection tasks, WELL outperforms GREAT by at least 6%, which may due to the powerfulness of the CodeBERT backbone. Even compared with CuBERT, which has a three times larger parameter size than the CodeBERT backbone, WELL still produces competitive or even better results<sup>5</sup>. As for localization, to our surprise, the weakly supervised WELL is still competitive with or even better than GREAT and CuBERT. To be specific, the localization accuracy of WELL-1 is 7.23% higher than CuBERT in VarMisuse, and 6.55% higher than GREAT. Although in BoundError (Table V), the

<sup>4</sup><https://huggingface.co/microsoft/codebert-base>

<sup>5</sup>The parameter size of the pre-trained CuBERT exceeds the memory in our machine, and we could not finetune CuBERT. So we compare WELL with the reported results in the original paper [16]. In BiOpMisuse, the reported CuBERT is trained for detection only and can not locate bugs. Besides, CuBERT is pre-trained in Python2 only, while BoundError is in Java. So we do not compare WELL with CuBERT in BoundError.



TABLE III  
BUG DETECTION/LOCALIZATION RESULTS ON VARMisUSE.

Sup. sig.		Model	Detection			Localization
D <sup>†</sup>	L <sup>†</sup>		P (%)	R (%)	Acc. (%)	Acc. (%)
✓	✓	GREAT	91.38	91.69	89.91	85.53
✓	✓	CuBERT*	–	–	91.49	84.85
✓	✓	WELL-S	93.53	91.76	92.69	88.22
✓	✗	WELL	<b>94.34</b>	<b>96.12</b>	<b>95.20</b>	<b>92.28</b>
✓	✗	WELL-1	<b>94.34</b>	<b>96.12</b>	<b>95.20</b>	92.08

\* Reported in [16]. <sup>†</sup> D = "Detection supervision", L = "Localization supervision".

TABLE IV  
BUG DETECTION/LOCALIZATION RESULTS ON BiOpMisUSE

Sup. sig.		Model	Detection			Localization
D <sup>†</sup>	L <sup>†</sup>		P (%)	R (%)	Acc. (%)	Acc. (%)
✓	✓	GREAT	82.32	81.98	82.92	76.53
✓	✓	CuBERT*	–	–	91.09	–
✓	✓	WELL-S	86.64	88.66	87.49	85.14
✓	✗	WELL	<b>92.70</b>	<b>90.50</b>	<b>91.71</b>	88.96
✓	✗	WELL-1	<b>92.70</b>	<b>90.50</b>	<b>91.71</b>	<b>89.28</b>

\* Reported in [16]. <sup>†</sup> D = "Detection supervision", L = "Localization supervision".

accuracy of WELL is about 20% lower than GREAT, the extended WELL-1 is still competitive (87.19% vs. 84.77%).

**WELL vs. WELL-S.** The purpose of this comparison is to show the impact of weak and strong supervision, where WELL and WELL-S have the same CodeBERT architecture backbone. The only difference is that WELL is finetuned under weak supervision (bug detection), while WELL-S is obtained via strong supervision (bug localization). In general, WELL performs competitively with or even better than WELL-S. In VarMisuse and BiOpMisuse, WELL on average outperforms WELL-S by 3.94% (Table III and IV), while in BoundError, WELL-1 is competitive with WELL-S. This comparative experiments suggest that weak supervision in WELL does not lose much performance than strong supervision, and may even outperform the strongly supervised approach.

**WELL-S vs. existing approaches.** According to Table III-V, WELL-S performs better than GREAT and CuBERT, indicating the powerfulness of CodeBERT in extracting features from the code. This finding then leads to another important question – does the effectiveness of WELL come from the CodeBERT backbone rather than weak supervision? We discuss it in **RQ4**.

**Answer to RQ2:** Compared with strongly supervised approaches, WELL is capable to produce competitive or even better performance in bug detection and bug localization. WELL may help to ease the lack-of-data challenge in bug localization via weakly supervised learning with competitive or even better performance.

#### D. RQ3: Attention Head

As aforementioned in **RQ1**, we find that WELL abnormally loses 23.32% bug localization accuracy than WELL-1 in BoundError. It may be caused by the issue of multi-head attention discovered in previous work [52], [53]. We delve into

TABLE V  
BUG DETECTION/LOCALIZATION RESULTS ON BOUNDERROR

Sup. sig.		Model	Detection			Localization
D <sup>†</sup>	L <sup>†</sup>		P (%)	R (%)	Acc. (%)	Acc. (%)
✓	✓	GREAT	85.87	88.11	87.08	84.77
✓	✓	WELL-S	90.12	92.36	91.12	<b>90.10</b>
✓	✗	WELL-lstm	89.00	90.40	89.63	34.96
✓	✗	WELL	<b>91.50</b>	<b>93.00</b>	<b>93.10</b>	63.87
✓	✗	WELL-1	<b>91.50</b>	<b>93.00</b>	<b>93.10</b>	87.19

<sup>†</sup> D = "Detection supervision", L = "Localization supervision".

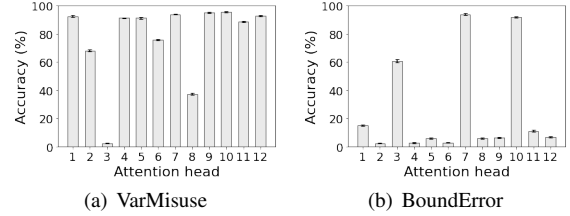


Fig. 4. Localization accuracy of WELL-H<sub>i</sub> (attention head *i*). The histogram is the average of the 5 repeated trials, and the standard deviation is marked at the top of the histogram.

this issue in the following paragraphs, and justify the necessity of extension in WELL-1. To investigate the impact of different heads, we carry out ablation study by randomly sampling 2,000 correctly classified buggy examples from the test set to evaluate each WELL-H<sub>i</sub> in VarMisuse and BoundError. We repeat this procedure for 5 times to counteract randomness.

**Attention head.** The localization accuracy of each WELL-H<sub>i</sub> is shown in Fig. 4. In BoundError, only three heads (3, 7, 10) are effective (>50%) for localization, while the rest are almost invalid. The results agree with the previous work that under certain circumstances only a small subset of heads does the heavy lifting [52], [53]. On the contrary, in VarMisuse, almost all heads are beneficial for localization, and only a few (3, 8) are invalid. This ablation study explains why WELL performs slightly better than WELL-1 in VarMisuse, but fails in BoundError. Because in BoundError, Only several heads are effective while the others cause counteraction to the average aggregation, leading to accuracy drop in WELL.

**Case study.** Fig. 5 presents a case visualization of WELL-H<sub>i</sub> in BoundError. The gray-scale of the background refers to the importance score of the corresponding token, and the red box indicates the buggy location. WELL-H<sub>7</sub> is accurate in the demonstrated case, due to the validity of the 7-th head according to Fig. 4(b). As for the invalid heads (2 and 11), the visualized cases are distracted and erroneously predicted. In addition, WELL-H<sub>7</sub> is actually WELL-1 as the 7-th head is the most important among all 12 heads. Therefore, the case study further demonstrates the feasibility of the extension in WELL-1. Please refer to Appendix B for more visualized cases.

```

H2 @ Override public boolean isPromptAnswered ( ) { return ( mSelectedIndex
    > 0 && mSelectedIndex <= mChoices . size ( ) ) ; }
H7 @ Override public boolean isPromptAnswered ( ) { return ( mSelectedIndex
    > 0 && mSelectedIndex < mChoices . size ( ) ) ; }
H11 @ Override public boolean isPromptAnswered ( ) { return ( mSelectedIndex
    > 0 && mSelectedIndex <= mChoices . size ( ) ) ; }

```

Fig. 5. Visualization of importance scores from WELL-H<sub>2</sub>, H<sub>7</sub> and H<sub>11</sub> in BoundError. The gray-scale of the background indicates the importance score of the corresponding token, and WELL-H<sub>i</sub> predicts the token with darkest background as the buggy location. The red box refers to the ground-truth buggy location.

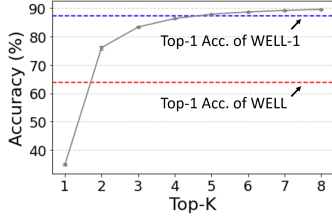


Fig. 6. Top-K localization accuracy curve with standard deviation of WELL-lstm in BoundError. The standard deviation is too small and even imperceptible in the figure. The blue and red dashed lines are the top-1 localization accuracy of WELL-1 and WELL respectively.

**Answer to RQ3:** The “few-specialized” problem of multi-head attention is also identified in WELL. The ablation study justifies the extension of WELL-1 which leverages fine-grained annotations as validation to select the most important and specialized head among all heads.

#### E. RQ4: Portability & Transferability

As questioned in **RQ2**, the effectiveness of WELL may come from the CodeBERT backbone rather than weak supervision. Therefore, we perform another ablation study, by applying weak supervision to the LSTM model, creating WELL-lstm. The backbone of WELL-lstm is a two-layer bi-LSTM with the hidden size of 600 and the max length of 400. The vocabulary size is 30,000 and the embedding width is 512. An attention layer [55] is placed on the top of LSTM, and we use it to compute the importance score  $v$  (no aggregation since it is single-headed). We train and evaluate WELL-lstm upon BoundError in the weakly supervised manner. The capacity of WELL-lstm in bug localization would further demonstrate the effectiveness of our proposed weakly supervised methodology.

**Top-K localization.** The localization accuracy of 34.96% in Table V suggests that WELL-lstm is valid and viable to localize BoundError bugs although it is not as effective compared with other approaches. The rather not-effective-enough performance of WELL-lstm may be caused by the distracted attention due to the insufficient model capability of LSTM. Therefore, in order to further demonstrate the potential of weak supervision, we also evaluate the top-K accuracy, where WELL-lstm selects the top-K important segments as the predicted buggy location, and any hit among them is considered as correct. Similar to **RQ3**, we sample 3,000 buggy examples from the test set, evaluate the top-K accuracy, and repeat this for 5 times to counteract the randomness. The results are shown in Fig. 6. The top-1 (exact) accuracy of

```

public boolean hasKey ( ) { return id != null && id . length >= 0 ; }
private boolean hasStarted ( ) { return startTime >= 0 ; }
public boolean isGreaterOrEqual ( Priority r ) { return level >= r . level ; }

```

Fig. 7. Visualization of WELL-lstm in BoundError. The gray-scale of the background indicates the importance score of the corresponding token, and the red box refers to the ground-truth buggy location.

WELL-lstm is 34.94%, much lower than WELL and WELL-1, while the top-2 accuracy rises rapidly to 76.04%. When we take four tokens into account, the accuracy is even 86.30%, which is close to the exact accuracy of WELL-1 (87.19%). In addition, the average length in BoundError is 146 tokens, and the top-4 only accounts for less than 3% tokens.

**Case study.** Some visualized cases are presented in Fig. 7, and more cases are shown in Appendix C. Although the LSTM backbone is much less powerful than CodeBERT, WELL-lstm is still capable to notice the buggy locations in code in the scenario of weak supervision. As a rough conclusion, the weakly supervised framework is portable and transferable to other attention-based models such as LSTM as well.

**Answer to RQ4:** WELL-lstm equipped with the weak LSTM backbone is still valid and effective to localize bug when trained in the weakly supervised manner. Our proposed weakly supervised methodology can be transferred to other attention-based models.

#### F. Threats to Validity

The randomness is a potential threat to the results. We counteract it by repeating the experiments in **RQ3** and **RQ4**. The model selection could be a threat. We counteract it by comparing WELL with the currently SOTA GREAT and CuBERT models. And we further build WELL- $S$  with the controlled variable of supervision to compare with WELL. Also, the task and dataset selection may be another threat to validity. We counteract it by using two previously adopted benchmarks and one dataset constructed in this work. The subject datasets contain various of bugs and multiple programming languages. The CodeBERT backbone may be too powerful and the weak supervision could be ineffective for other models, which makes a major threat to this paper too. We counteract it by replacing the CodeBERT backbone with LSTM in **RQ4** to demonstrate the impact of weak supervision.

## VI. CONCLUSION & DISCUSSION

This paper proposes WELL, a weakly supervised bug localization model equipped with the powerful CodeBERT model, to tackle the challenge of data collection and annotation. WELL is obtained on bug detection datasets without buggy-location-annotations, making full usage of the easily accessible training data. Through the in-depth evaluations, we demonstrate that WELL is capable of localizing bugs under coarse-grained supervision, and produces competitive or even better performance than current strongly supervised SOTA models across different datasets. Furthermore, the weakly supervised methodology in WELL can be effectively applied to other

attention-based models, turning a bug detector into a locator without introducing any additional trainable parameters nor fine-grained annotated datasets.

As an early step in this field, we hope this work could introduce some new ideas and methodologies into the SE community. Some future work is discussed in Appendix D.

## REFERENCES

- [1] L. Mou, G. Li, L. Zhang, T. Wang, and Z. Jin, "Convolutional neural networks over tree structures for programming language processing," in *Proceedings of the Thirtieth AAAI Conference on Artificial Intelligence, February 12-17, 2016, Phoenix, Arizona, USA*, D. Schuurmans and M. P. Wellman, Eds. AAAI Press, 2016, pp. 1287–1293.
- [2] J. Zhang, X. Wang, H. Zhang, H. Sun, K. Wang, and X. Liu, "A novel neural source code representation based on abstract syntax tree," in *Proceedings of the 41st International Conference on Software Engineering, ICSE 2019, Montreal, QC, Canada, May 25-31, 2019*, J. M. Atlee, T. Bultan, and J. Whittle, Eds. IEEE / ACM, 2019, pp. 783–794.
- [3] H. Yu, W. Lam, L. Chen, G. Li, T. Xie, and Q. Wang, "Neural detection of semantic code clones via tree-based convolution," in *Proceedings of the 27th International Conference on Program Comprehension, ICPC 2019, Montreal, QC, Canada, May 25-31, 2019*, Y. Guéhéneuc, F. Khomh, and F. Sarro, Eds. IEEE / ACM, 2019, pp. 70–80.
- [4] W. Wang, G. Li, B. Ma, X. Xia, and Z. Jin, "Detecting code clones with graph neural network and flow-augmented abstract syntax tree," in *27th IEEE International Conference on Software Analysis, Evolution and Reengineering, SANER 2020, London, ON, Canada, February 18-21, 2020*, K. Kontogiannis, F. Khomh, A. Chatzigeorgiou, M. Fokaefs, and M. Zhou, Eds. IEEE, 2020, pp. 261–271.
- [5] M. Allamanis, H. Peng, and C. A. Sutton, "A convolutional attention network for extreme summarization of source code," in *Proceedings of the 33rd International Conference on Machine Learning, ICML 2016, New York City, NY, USA, June 19-24, 2016*, ser. JMLR Workshop and Conference Proceedings, M. Balcan and K. Q. Weinberger, Eds., vol. 48. JMLR.org, 2016, pp. 2091–2100.
- [6] U. Alon, M. Zilberstein, O. Levy, and E. Yahav, "code2vec: learning distributed representations of code," *Proc. ACM Program. Lang.*, vol. 3, no. POPL, pp. 40:1–40:29, 2019.
- [7] J. Li, Y. Wang, I. King, and M. R. Lyu, "Code completion with neural attention and pointer networks," *CoRR*, vol. abs/1711.09573, 2017.
- [8] F. Liu, G. Li, B. Wei, X. Xia, Z. Fu, and Z. Jin, "A self-attentional neural architecture for code completion with multi-task learning," in *ICPC '20: 28th International Conference on Program Comprehension, Seoul, Republic of Korea, July 13-15, 2020*. ACM, 2020, pp. 37–47.
- [9] F. Liu, G. Li, Y. Zhao, and Z. Jin, "Multi-task learning based pre-trained language model for code completion," in *35th IEEE/ACM International Conference on Automated Software Engineering, ASE 2020, Melbourne, Australia, September 21-25, 2020*. IEEE, 2020, pp. 473–485.
- [10] X. Hu, G. Li, X. Xia, D. Lo, and Z. Jin, "Deep code comment generation," in *Proceedings of the 26th Conference on Program Comprehension, ICPC 2018, Gothenburg, Sweden, May 27-28, 2018*, F. Khomh, C. K. Roy, and J. Siegmund, Eds. ACM, 2018, pp. 200–210.
- [11] X. Hu, G. Li, X. Xia, D. Lo, S. Lu, and Z. Jin, "Summarizing source code with transferred API knowledge," in *Proceedings of the Twenty-Seventh International Joint Conference on Artificial Intelligence, IJCAI 2018, July 13-19, 2018, Stockholm, Sweden*, J. Lang, Ed. ijcai.org, 2018, pp. 2269–2275.
- [12] U. Alon, S. Brody, O. Levy, and E. Yahav, "code2seq: Generating sequences from structured representations of code," in *7th International Conference on Learning Representations, ICLR 2019, New Orleans, LA, USA, May 6-9, 2019*. OpenReview.net, 2019.
- [13] M. Allamanis, M. Brockschmidt, and M. Khademi, "Learning to represent programs with graphs," in *6th International Conference on Learning Representations, ICLR 2018, Vancouver, BC, Canada, April 30 - May 3, 2018, Conference Track Proceedings*. OpenReview.net, 2018.
- [14] M. Vasic, A. Kanade, P. Maniatis, D. Bieber, and R. Singh, "Neural program repair by jointly learning to localize and repair," in *7th International Conference on Learning Representations, ICLR 2019, New Orleans, LA, USA, May 6-9, 2019*. OpenReview.net, 2019.
- [15] V. J. Hellendoorn, C. Sutton, R. Singh, P. Maniatis, and D. Bieber, "Global relational models of source code," in *8th International Conference on Learning Representations, ICLR 2020, Addis Ababa, Ethiopia, April 26-30, 2020*. OpenReview.net, 2020.
- [16] A. Kanade, P. Maniatis, G. Balakrishnan, and K. Shi, "Learning and evaluating contextual embedding of source code," in *Proceedings of the 37th International Conference on Machine Learning, ICML 2020, 13-18 July 2020, Virtual Event*, ser. Proceedings of Machine Learning Research, vol. 119. PMLR, 2020, pp. 5110–5121.
- [17] S. Benton, A. Ghanbari, and L. Zhang, "Defects: a curated dataset of reproducible real-world bugs for modern JVM languages," in *Proceedings of the 41st International Conference on Software Engineering: Companion Proceedings, ICSE 2019, Montreal, QC, Canada, May 25-31, 2019*, J. M. Atlee, T. Bultan, and J. Whittle, Eds. IEEE / ACM, 2019, pp. 47–50.
- [18] T. Lutellier, H. V. Pham, L. Pang, Y. Li, M. Wei, and L. Tan, "Coconut: combining context-aware neural translation models using ensemble for program repair," in *ISSTA '20: 29th ACM SIGSOFT International Symposium on Software Testing and Analysis, Virtual Event, USA, July 18-22, 2020*, S. Khurshid and C. S. Pasareanu, Eds. ACM, 2020, pp. 101–114.
- [19] Z. Feng, D. Guo, D. Tang, N. Duan, X. Feng, M. Gong, L. Shou, B. Qin, T. Liu, D. Jiang, and M. Zhou, "Codebert: A pre-trained model for programming and natural languages," in *Proceedings of the 2020 Conference on Empirical Methods in Natural Language Processing: Findings, EMNLP 2020, Online Event, 16-20 November 2020*, T. Cohn, Y. He, and Y. Liu, Eds. Association for Computational Linguistics, 2020, pp. 1536–1547.
- [20] S. Wang, T. Liu, and L. Tan, "Automatically learning semantic features for defect prediction," in *Proceedings of the 38th International Conference on Software Engineering, ICSE 2016, Austin, TX, USA, May 14-22, 2016*, L. K. Dillon, W. Visser, and L. A. Williams, Eds. ACM, 2016, pp. 297–308.
- [21] M. Choi, S. Jeong, H. Oh, and J. Choo, "End-to-end prediction of buffer overruns from raw source code via neural memory networks," in *Proceedings of the Twenty-Sixth International Joint Conference on Artificial Intelligence, IJCAI 2017, Melbourne, Australia, August 19-25, 2017*, C. Sierra, Ed. ijcai.org, 2017, pp. 1546–1553.
- [22] Z. Li, D. Zou, S. Xu, X. Ou, H. Jin, S. Wang, Z. Deng, and Y. Zhong, "Vuldeepecker: A deep learning-based system for vulnerability detection," in *25th Annual Network and Distributed System Security Symposium, NDSS 2018, San Diego, California, USA, February 18-21, 2018*. The Internet Society, 2018.
- [23] M. Pradel and K. Sen, "Deepbugs: a learning approach to name-based bug detection," *Proc. ACM Program. Lang.*, vol. 2, no. OOPSLA, pp. 147:1–147:25, 2018.
- [24] Z.-H. Zhou, "A brief introduction to weakly supervised learning," *National Science Review*, vol. 5, no. 1, pp. 44–53, 08 2017.
- [25] J. Dai, K. He, and J. Sun, "Boxsup: Exploiting bounding boxes to supervise convolutional networks for semantic segmentation," in *2015 IEEE International Conference on Computer Vision, ICCV 2015, Santiago, Chile, December 7-13, 2015*. IEEE Computer Society, 2015, pp. 1635–1643.
- [26] G. Papandreou, L. Chen, K. Murphy, and A. L. Yuille, "Weakly- and semi-supervised learning of a DCNN for semantic image segmentation," *CoRR*, vol. abs/1502.02734, 2015.
- [27] D. Lin, J. Dai, J. Jia, K. He, and J. Sun, "Scribblesup: Scribble-supervised convolutional networks for semantic segmentation," in *2016 IEEE Conference on Computer Vision and Pattern Recognition, CVPR 2016, Las Vegas, NV, USA, June 27-30, 2016*. IEEE Computer Society, 2016, pp. 3159–3167.
- [28] A. L. Bearman, O. Russakovsky, V. Ferrari, and F. Li, "What's the point: Semantic segmentation with point supervision," in *Computer Vision - ECCV 2016 - 14th European Conference, Amsterdam, The Netherlands, October 11-14, 2016, Proceedings, Part VII*, ser. Lecture Notes in Computer Science, B. Leibe, J. Matas, N. Sebe, and M. Welling, Eds., vol. 9911. Springer, 2016, pp. 549–565.
- [29] M. Lin, Q. Chen, and S. Yan, "Network in network," in *2nd International Conference on Learning Representations, ICLR 2014, Banff, AB, Canada, April 14-16, 2014, Conference Track Proceedings*, Y. Bengio and Y. LeCun, Eds., 2014.
- [30] B. Zhou, A. Khosla, À. Lapedriza, A. Oliva, and A. Torralba, "Learning deep features for discriminative localization," in *2016 IEEE Conference on Computer Vision and Pattern Recognition, CVPR 2016, Las Vegas*,

- NV, USA, June 27-30, 2016. IEEE Computer Society, 2016, pp. 2921–2929.
- [31] R. R. Selvaraju, M. Cogswell, A. Das, R. Vedantam, D. Parikh, and D. Batra, “Grad-cam: Visual explanations from deep networks via gradient-based localization,” in *IEEE International Conference on Computer Vision, ICCV 2017, Venice, Italy, October 22-29, 2017*. IEEE Computer Society, 2017, pp. 618–626.
  - [32] Y. Wei, H. Xiao, H. Shi, Z. Jie, J. Feng, and T. S. Huang, “Revisiting dilated convolution: A simple approach for weakly- and semi-supervised semantic segmentation,” in *2018 IEEE Conference on Computer Vision and Pattern Recognition, CVPR 2018, Salt Lake City, UT, USA, June 18-22, 2018*. IEEE Computer Society, 2018, pp. 7268–7277.
  - [33] J. Ni, G. Dinu, and R. Florian, “Weakly supervised cross-lingual named entity recognition via effective annotation and representation projection,” in *Proceedings of the 55th Annual Meeting of the Association for Computational Linguistics, ACL 2017, Vancouver, Canada, July 30 - August 4, Volume 1: Long Papers*, R. Barzilay and M. Kan, Eds. Association for Computational Linguistics, 2017, pp. 1470–1480.
  - [34] B. Patra and J. R. A. Moniz, “Weakly supervised attention networks for entity recognition,” in *Proceedings of the 2019 Conference on Empirical Methods in Natural Language Processing and the 9th International Joint Conference on Natural Language Processing, EMNLP-IJCNLP 2019, Hong Kong, China, November 3-7, 2019*, K. Inui, J. Jiang, V. Ng, and X. Wan, Eds. Association for Computational Linguistics, 2019, pp. 6267–6272.
  - [35] P. Lison, J. Barnes, A. Hubin, and S. Touileb, “Named entity recognition without labelled data: A weak supervision approach,” in *Proceedings of the 58th Annual Meeting of the Association for Computational Linguistics, ACL 2020, Online, July 5-10, 2020*, D. Jurafsky, J. Chai, N. Schluter, and J. R. Tetreault, Eds. Association for Computational Linguistics, 2020, pp. 1518–1533.
  - [36] E. Safranich, S. Luo, and S. H. Bach, “Weakly supervised sequence tagging from noisy rules,” in *The Thirty-Fourth AAAI Conference on Artificial Intelligence, AAAI 2020, The Thirty-Second Innovative Applications of Artificial Intelligence Conference, IAAI 2020, The Tenth AAAI Symposium on Educational Advances in Artificial Intelligence, EAAI 2020, New York, NY, USA, February 7-12, 2020*. AAAI Press, 2020, pp. 5570–5578.
  - [37] T. Lei, R. Barzilay, and T. S. Jaakkola, “Rationalizing neural predictions,” in *Proceedings of the 2016 Conference on Empirical Methods in Natural Language Processing, EMNLP 2016, Austin, Texas, USA, November 1-4, 2016*, J. Su, X. Carreras, and K. Duh, Eds. The Association for Computational Linguistics, 2016, pp. 107–117.
  - [38] J. Bastings, W. Aziz, and I. Titov, “Interpretable neural predictions with differentiable binary variables,” in *Proceedings of the 57th Conference of the Association for Computational Linguistics, ACL 2019, Florence, Italy, July 28- August 2, 2019, Volume 1: Long Papers*, A. Korhonen, D. R. Traum, and L. Màrquez, Eds. Association for Computational Linguistics, 2019, pp. 2963–2977.
  - [39] M. Yu, S. Chang, Y. Zhang, and T. S. Jaakkola, “Rethinking cooperative rationalization: Introspective extraction and complement control,” in *Proceedings of the 2019 Conference on Empirical Methods in Natural Language Processing and the 9th International Joint Conference on Natural Language Processing, EMNLP-IJCNLP 2019, Hong Kong, China, November 3-7, 2019*, K. Inui, J. Jiang, V. Ng, and X. Wan, Eds. Association for Computational Linguistics, 2019, pp. 4092–4101.
  - [40] J. DeYoung, S. Jain, N. F. Rajani, E. Lehman, C. Xiong, R. Socher, and B. C. Wallace, “ERASER: A benchmark to evaluate rationalized NLP models,” in *Proceedings of the 58th Annual Meeting of the Association for Computational Linguistics, ACL 2020, Online, July 5-10, 2020*, D. Jurafsky, J. Chai, N. Schluter, and J. R. Tetreault, Eds. Association for Computational Linguistics, 2020, pp. 4443–4458.
  - [41] S. Jain, S. Wiegrefe, Y. Pinter, and B. C. Wallace, “Learning to faithfully rationalize by construction,” in *Proceedings of the 58th Annual Meeting of the Association for Computational Linguistics, ACL 2020, Online, July 5-10, 2020*, D. Jurafsky, J. Chai, N. Schluter, and J. R. Tetreault, Eds. Association for Computational Linguistics, 2020, pp. 4459–4473.
  - [42] D. Bahdanau, K. Cho, and Y. Bengio, “Neural machine translation by jointly learning to align and translate,” in *3rd International Conference on Learning Representations, ICLR 2015, San Diego, CA, USA, May 7-9, 2015, Conference Track Proceedings*, Y. Bengio and Y. LeCun, Eds., 2015.
  - [43] A. Vaswani, N. Shazeer, N. Parmar, J. Uszkoreit, L. Jones, A. N. Gomez, L. Kaiser, and I. Polosukhin, “Attention is all you need,” in *Advances in Neural Information Processing Systems 30: Annual Conference on Neural Information Processing Systems 2017, December 4-9, 2017, Long Beach, CA, USA*, I. Guyon, U. von Luxburg, S. Bengio, H. M. Wallach, R. Fergus, S. V. N. Vishwanathan, and R. Garnett, Eds., 2017, pp. 5998–6008.
  - [44] T. Luong, H. Pham, and C. D. Manning, “Effective approaches to attention-based neural machine translation,” in *Proceedings of the 2015 Conference on Empirical Methods in Natural Language Processing, EMNLP 2015, Lisbon, Portugal, September 17-21, 2015*, L. Màrquez, C. Callison-Burch, J. Su, D. Pighin, and Y. Marton, Eds. The Association for Computational Linguistics, 2015, pp. 1412–1421.
  - [45] K. He, X. Zhang, S. Ren, and J. Sun, “Deep residual learning for image recognition,” in *2016 IEEE Conference on Computer Vision and Pattern Recognition, CVPR 2016, Las Vegas, NV, USA, June 27-30, 2016*. IEEE Computer Society, 2016, pp. 770–778.
  - [46] L. J. Ba, J. R. Kiros, and G. E. Hinton, “Layer normalization,” *CoRR*, vol. abs/1607.06450, 2016. [Online]. Available: <http://arxiv.org/abs/1607.06450>
  - [47] J. Devlin, M. Chang, K. Lee, and K. Toutanova, “BERT: pre-training of deep bidirectional transformers for language understanding,” in *Proceedings of the 2019 Conference of the North American Chapter of the Association for Computational Linguistics: Human Language Technologies, NAACL-HLT 2019, Minneapolis, MN, USA, June 2-7, 2019, Volume 1 (Long and Short Papers)*, J. Burstein, C. Doran, and T. Solorio, Eds. Association for Computational Linguistics, 2019, pp. 4171–4186.
  - [48] Y. Liu, M. Ott, N. Goyal, J. Du, M. Joshi, D. Chen, O. Levy, M. Lewis, L. Zettlemoyer, and V. Stoyanov, “Roberta: A robustly optimized BERT pretraining approach,” *CoRR*, vol. abs/1907.11692, 2019. [Online]. Available: <http://arxiv.org/abs/1907.11692>
  - [49] H. Husain, H. Wu, T. Gazit, M. Allamanis, and M. Brockschmidt, “Codexsearchnet challenge: Evaluating the state of semantic code search,” *CoRR*, vol. abs/1909.09436, 2019. [Online]. Available: <http://arxiv.org/abs/1909.09436>
  - [50] S. Lu, D. Guo, S. Ren, J. Huang, A. Svyatkovskiy, A. Blanco, C. Clement, D. Drain, D. Jiang, D. Tang *et al.*, “Codexglue: A machine learning benchmark dataset for code understanding and generation,” *arXiv preprint arXiv:2102.04664*, 2021.
  - [51] R. Sennrich, B. Haddow, and A. Birch, “Neural machine translation of rare words with subword units,” in *Proceedings of the 54th Annual Meeting of the Association for Computational Linguistics, ACL 2016, August 7-12, 2016, Berlin, Germany, Volume 1: Long Papers*. The Association for Computer Linguistics, 2016.
  - [52] E. Voita, D. Talbot, F. Moiseev, R. Sennrich, and I. Titov, “Analyzing multi-head self-attention: Specialized heads do the heavy lifting, the rest can be pruned,” in *Proceedings of the 57th Conference of the Association for Computational Linguistics, ACL 2019, Florence, Italy, July 28-August 2, 2019, Volume 1: Long Papers*, A. Korhonen, D. R. Traum, and L. Màrquez, Eds. Association for Computational Linguistics, 2019, pp. 5797–5808.
  - [53] P. Michel, O. Levy, and G. Neubig, “Are sixteen heads really better than one?” in *Advances in Neural Information Processing Systems 32: Annual Conference on Neural Information Processing Systems 2019, NeurIPS 2019, December 8-14, 2019, Vancouver, BC, Canada*, H. M. Wallach, H. Larochelle, A. Beygelzimer, F. d’Alché-Buc, E. B. Fox, and R. Garnett, Eds., 2019, pp. 14 014–14 024.
  - [54] M. Allamanis and C. Sutton, “Mining Source Code Repositories at Massive Scale using Language Modeling,” in *The 10th Working Conference on Mining Software Repositories*. IEEE, 2013, pp. 207–216.
  - [55] P. Zhou, W. Shi, J. Tian, Z. Qi, B. Li, H. Hao, and B. Xu, “Attention-based bidirectional long short-term memory networks for relation classification,” in *Proceedings of the 54th Annual Meeting of the Association for Computational Linguistics, ACL 2016, August 7-12, 2016, Berlin, Germany, Volume 2: Short Papers*. The Association for Computer Linguistics, 2016.

## APPENDIX

### A. More Visualized Cases of WELL

We list more visualized cases from WELL in BoundError in Fig. 10. Perceivable dark backgrounds in each case are sparse, indicating that the importance scores are concentrated. Fig. 10(a)-10(e) are correctly handled, and WELL is quite “certain” about the buggy location predictions, as the importance scores are almost concentrated only upon the actual buggy locations. Although the bug in Fig. 10(f) is erroneously located by WELL, it still pays attention to the actual buggy position, and is in a dilemma between “>” (actual bug) or “>=” (wrong prediction). In some certain scenarios, “>” may be misused; while in others, “>=” may be misused. As the context is not provided in this case, WELL cannot make certain and correct decisions. We assume that it is hard to decide whether the equal condition should be incorporated given the limited context. And it is understandable for WELL to make mistakes in such cases.

### B. More Visualized Cases of WELL-Hi

We present more visualized cases of WELL-H<sub>i</sub> on different attention heads in BoundError in Fig. 8. Similar to Fig. 5, we carry out visualization upon three heads (*i.e.*, 2, 7 and 11), where WELL-H<sub>7</sub> is considered as effective and valid for bug localization while WELL-H<sub>2</sub> and H<sub>11</sub> are not according to Fig. 4(b). In all cases, WELL-H<sub>7</sub> (WELL-1) produces perceivable and concentrated importance score, and accurately locates the bugs. On the contrary, WELL-H<sub>2</sub> and H<sub>11</sub> are distracted in many cases, and make less accurate localization. These cases to a certain extent demonstrates the issue of multi-head attention, and the necessity and feasibility of extended WELL-1.

### C. More Visualized Cases of WELL-lstm

We provide more visualized cases of WELL-lstm in BoundError in Fig. 9. WELL-lstm exhibits similar behaviors in most cases, where the importance scores are concentrated on the buggy locations. However, there are also erroneous predictions, such as case 2. WELL-lstm regards “segmentEnd” instead of “<=” next to it as bug. Such incidents would somehow explain why WELL-lstm is not as effective as WELL nor WELL-1— the LSTM backbone may be not strong enough to fully support the weakly supervised bug localization.

### D. Future Work

As an early step in this field, we demonstrate the feasibility and effectiveness of weakly supervised bug localization, leaving many things to future work.

The evaluations of this paper are carried out on three synthesized datasets, where simple bugs are injected to the originally clean code to formulate buggy-location-annotated data. We leave the complex bug localization and the real world evaluation for future work.

The assumptions in WELL, that the buggy fragment is consecutive and has a max length of  $N$  may not be satisfied for many complex bugs. We could adopt the threshold activation

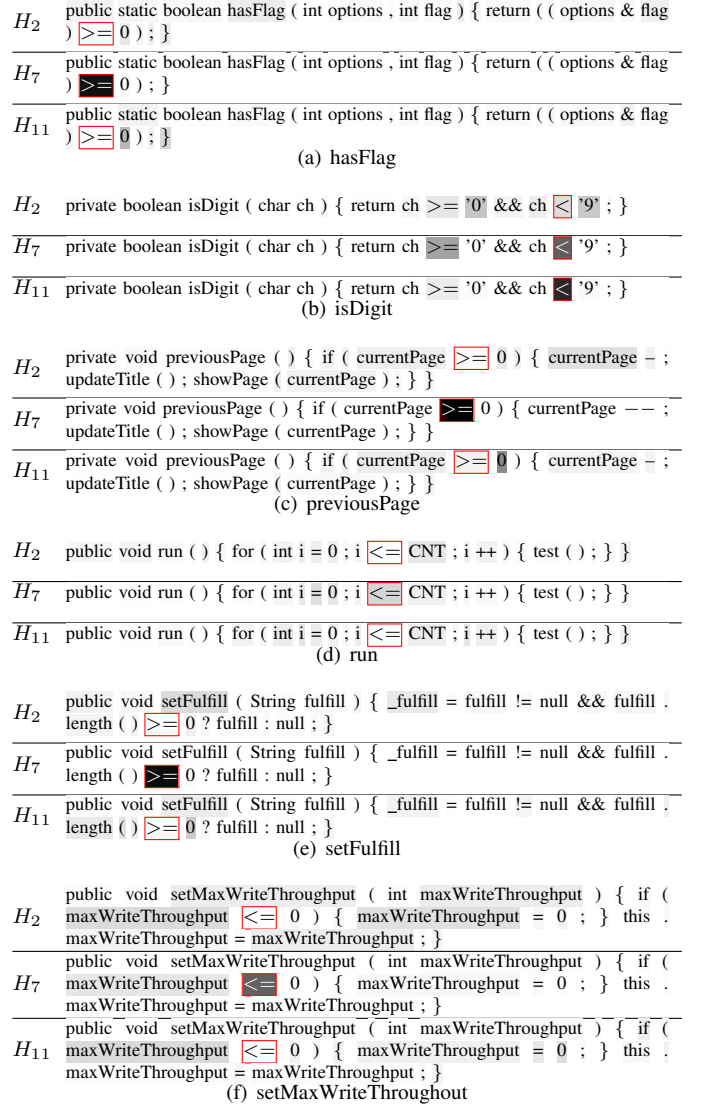


Fig. 8. Visualization of the importance score produced by WELL-H<sub>2</sub>, H<sub>7</sub> and H<sub>11</sub>. The gray-scale of the background suggests the importance score of the corresponding token, and the red box refers to the buggy location. According to Fig. 4(b), WELL-H<sub>7</sub> is valid and effective and the other two are not.


strategy or the inconsecutive selection strategy to allow WELL to locate inconsecutive token sequences with variable lengths. We leave this for the future work.




There are other approaches rather than attention to obtain the importance scores, such as gradients. WELL may be generalized by employing such techniques. We leave these trials of different approaches to compute the importance scores for the future work.


A more desirable future work is to further fix bugs in the weakly supervised style. This could also be achieved with the CodeBERT backbone, when we consider not only  $h_0$ , but also other  $h_i$ 's. We leave this weakly supervised DI-based bug fixing for the future work as well.






```

private void assertTagOpened ( String output ) { assertTrue ( output . indexOf
( "<input " )  - 1 ) ; }

public boolean contained ( long from , long to ) { return ( from  this .
segmentStart && this .  segmentEnd  to ) ; }

public static boolean flagBit ( int b , int bit ) { return ( b & ( 1 << bit ) )
 0 ; }

@ Override public boolean hasChildren ( ) { return children . size ( )  0 ;
}

private boolean isAcceptableSize ( int width , int height ) { return ( width 
_minAcceptableImageWidth ) && ( height  _minAcceptableImageHeight )
; }

```

Fig. 9. Visualization of importance scores from WELL-lstm in Bound-Error. The gray-scale of the background suggests the importance score of the corresponding token, and the red box refers to the buggy location.

```

public void add ( NodeVisual n ) {
    if ( nodeNum == nodeMax ) {
        NodeVisual oldNodes [ ] = nodes ;
        nodeMax *= 2 ;
        nodes = new NodeVisual [ nodeMax ] ;
        for ( int i = 0 ; i <= nodeNum ; i ++ )
            nodes [ i ] = oldNodes [ i ] ;
    }
    nodes [ nodeNum ] = n ;
    nodeNum ++ ;
}

```

(a) add

```

public Object clone () {
    Restriction [ ] clone = new Restriction [ this . restrictions . length ] ;
    for ( int i = 0 ; i <= clone . length ; i ++ ) {
        clone [ i ] = ( Restriction ) this . restrictions [ i ] . clone () ;
    }
    return new OrCompositeRestriction ( clone ) ;
}

```

(b) clone

```

public static void main ( String args [ ] ) throws Exception {
    int rows = <int> ;
    if ( args . length >= 0 ) {
        rows = Integer . parseInt ( args [ 0 ] ) ;
    }
    DummySherpaServer s = new DummySherpaServer ( rows ) ;
    InetAddress address = s . getAddress () ;
    logger . info ( <str> , address . getHostName () , address . getPort () ) ;
    Thread . currentThread () . join () ;
}

```

(c) main

```

private static void delete (File file) throws IOException {
    Path filePath = file . toPath () ;
    if ( File . isDirectory (filePath , LinkOption . NOFOLLOW_LINKS) ) {
        File [ ] files = file . listFiles () ;
        for ( int i = 0 ; i <= files . length ; i ++ ) {
            delete (files [ i ]) ;
        }
    }
    Files . delete (filePath) ;
}

```

(d) delete

```

private final void ReInitRounds () {
    int i ;
    jround = <int> ;
    for ( i = <int> ; i <= 0 ; )
        jrounds [ i ] = <int> ;
}

```

(e) ReInitRounds

```

@ Override public void setSample ( int x , int y , int b , int s , DataBuffer data ) {
    if ( x < 0 || y < 0 || <= this . width || >= this . height ) {
        throw new ArrayIndexOutOfBoundsException ( Messages . getString ( <str> ) ) ;
    }
    data . setElem ( bankIndices [ b ] , y * scanlineStride + x * pixelStride + bandOffsets [ b ] , s ) ;
}

```

(f) setSample

Fig. 10. Visualization of the importance score produced by WELL in BoundError. The red circle suggests the buggy location. The gray-scale of the background represents the importance score of the corresponding token. (a)-(e) are correctly handled by WELL, as the darkest token is coincident with the ground-truth circle; while (f) is erroneously handled, as WELL locate the bug at “>=” instead of “>”.