

# Toward Understanding Display Size for FPS Esports Aiming

Josef Spjut  
NVIDIA  
USA

Arjun Madhusudan  
NCSU  
NVIDIA  
USA

Benjamin Watson  
NCSU  
USA

Seth Schneider  
Ben Boudaoud  
Joohwan Kim  
NVIDIA  
USA

## ABSTRACT

Gamers use a variety of different display sizes, though for PC gaming in particular, monitors in the 24 to 27 inch size range have become most popular. Particularly popular among many PC gamers, first person shooter (FPS) games represent a genre where hand-eye coordination is particularly central to the player’s performance in game. In a carefully designed pair of experiments on FPS aiming, we compare player performance across a range of display sizes. First, we compare 12.5 inch, 17.3 inch and 24 inch monitors on a multi-target elimination task. Secondly, we highlight the differences between 24.5 inch and 27 inch displays with a small target experiment, specifically designed to amplify these small changes. We find a small, but statistically significant improvement from the larger monitor sizes, which is likely a combined effect between monitor size, resolution, and the player’s natural viewing distance.

## CCS CONCEPTS

• Human-centered computing → Pointing devices; User models; User studies; • Applied computing → Computer games.

## KEYWORDS

pointing devices, mouse, display size, first person targeting, games, esports

## ACM Reference Format:

Josef Spjut, Arjun Madhusudan, Benjamin Watson, Seth Schneider, Ben Boudaoud, and Joohwan Kim. 2023. Toward Understanding Display Size for FPS Esports Aiming. In *Author Preprint*. ACM, New York, NY, USA, 5 pages. <https://doi.org/10.1145/nnnnnnn.nnnnnnn>

## 1 INTRODUCTION

First person shooters (FPS) are one of the most popular esports genres. A key feature of FPS games, particularly when using a mouse as the input device, is the high level of skill required to quickly and accurately hit targets. A variety of factors contribute to a player’s ability to complete these tasks, including the graphics and display. To this end, we present two experiments investigating screen size impacts on FPS aiming tasks. These studies cover some of the space between a carefully controlled lab environment and natural usage patterns. For example, most players do not strictly control viewing distance or room brightness, though these parameters are essential to well controlled scientific experimentation. The primary contribution of this work is studying natural player behavior in

terms of viewing distance and head motion in contrast to conditions where viewing distance is more carefully controlled.

We used FirstPersonScience [Boudaoud et al. 2022; Spjut et al. 2019b] (FPSci) to implement both experiments, a tool purpose-built for these types of FPS aiming task experiments [Kim et al. 2020; Spjut et al. 2019a]. This program is similar to commercially available aim trainers, but allows low level control of the game loop and experiment configuration.

## 2 RELATED WORK

We leave a thorough review of related work to others<sup>1</sup>, and instead provide only a focused overview of some of the most relevant topics.

Today, computer systems for esports games most often use a desktop monitor as their main display. These monitors sport a variety of specifications including size, refresh rate, latency, and resolution, while also giving the players freedom to customize other features such as brightness or contrast as they wish. This creates a dynamic environment that can affect gameplay in many ways. Many display-related effects have been considered by previous studies on FPS gaming, such as refresh rate, latency and size [Ivkovic et al. 2015; Kim et al. 2022; Liu et al. 2023; Spjut et al. 2019a]. Additionally, this work has expanded on these topics by studying both network and local latency in FPS games [Liu et al. 2021a,b,c].

The study most directly related to this work on display sizes for FPS games was completed concurrently by Kim et al. [2022]. They also use FirstPersonScience to study varying screen sizes from 13-65", but in contrast to our work, they maintain a constant display field of view by controlling the viewing distance of the user. Their main finding is that the smallest screen size (13") demonstrates a statistically significant disadvantage to aiming performance when compared to each of the larger display sizes, with limited additional significant effects for displays larger than the 26" size.


Other work has studied display size, but outside the context of FPS gaming. A few studies report that display size has a variety of positive effects resulting in improved reaction times [Browning and Teather 2014; Hancock et al. 2015; Ni et al. 2006; Tan et al. 2006] and greater immersion [Hou et al. 2012]. In contrast, other studies show that display size has little or even opposite effects at a variety of similar tasks [Riecke et al. 2009; Spittle et al. 2010; Wang et al. 2013]. Our work focuses on FPS gaming, which requires precise aim and high levels of aiming skill, and we hope to provide some clarity on this open question, at least for this type of game-specific task.

Broadening to aspects of gaming outside of display size, others have considered the effects that in-game settings have on player

*Author Preprint, 2022.*

2023. This is the author’s version of the work. It is posted here for your personal use. Not for redistribution. The definitive Version of Record was published in *Author Preprint*, <https://doi.org/10.1145/nnnnnnn.nnnnnnn>.

<sup>1</sup>For a more thorough list of related work, see [Kim et al. 2022]



**Figure 1: Experiment 1: Emulating a smaller screen with black borders on the 24 inch monitor used in our experiment.**

performance [Madhusudan and Watson 2021]. Some lines of investigation explore the impact that variable refresh rate (i.e., G-SYNC) has on player performance, finding narrow improvements at times [Riahi and Watson 2021; Watson et al. 2019].

### 3 EXPERIMENT 1: SCREEN SIZE VARIATION

This experiment tests the effects of varying target size (task difficulty) alongside screen size differences. Participants used a 24 inch monitor and FPSci to simulate 3 different screen sizes - 24 inch commonly used in desktop setups, 17.3 inch available on laptops, and 12.5 inch tablet display. The experiment used a 240 Hz monitor, which can be found by players.

The task for this experiment consisted of the player pressing shift while aiming at a red centering target, after which 8 static (green) targets appeared at once. Participants had to move the mouse to align the in-game crosshair with each target, and left click once to eliminate it. A trial is completed once all 8 targets are eliminated. Each target spawned in one of 8 separate regions, organized in a grid around the centering target, at a random location within their assigned region. Each trial's 8 targets could be one of 4 different sizes, with all targets equally sized within a trial, where the smallest size was particularly challenging.

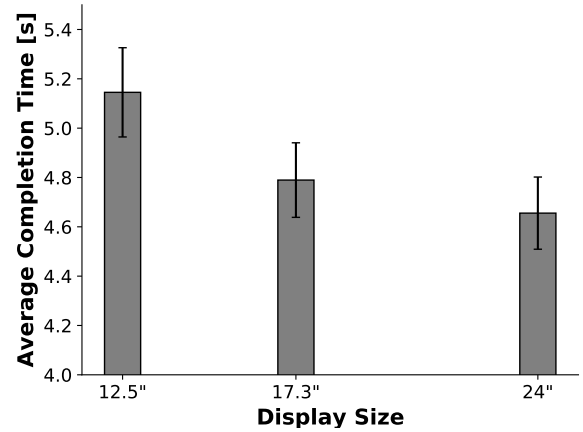
The experiment consisted of 3 different display size sessions, where each session had 15 blocks of 4 trials. While each session was identical in task, the game was rendered on a different portion of the 24 inch monitor, simulating a smaller screen size. The region outside the rendered area was black with relevant content always shown in the middle of the screen (Fig. 1).

#### 3.1 Subjects

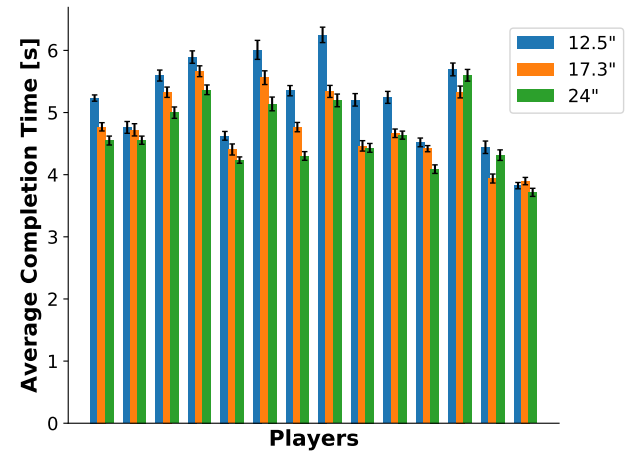
14 participants completed this experiment in a counterbalanced ordering of display size sessions. All subjects were experienced FPS gamers.

#### 3.2 Results

Participants not only had longer completion times for smaller screen sizes, they also demonstrated slower performance for the smaller targets. This is visualized overall in Fig. 2 and per subject in Fig. 3.



**Figure 2: Plot demonstrating the effect of display size (in diagonal inches) on average task completion time across all 14 subjects in our study. Y error bars are standard error metric.**




**Figure 3: Experiment 1 results per subject by display size (in diagonal inches), note the almost ubiquitous trend of average task completion time scaling with display size. Error bars are standard error metric.**

### 3.3 Discussion

A similar screen and target size experiment was also conducted with moving targets. While static targets often test the 'flicking' skills of a player, moving targets test another crucial aiming task that requires visual tracking. Similar trends of smaller screen and target sizes resulted in longer completion times.

### 4 EXPERIMENT 2: SMALL TARGETS

The second experiment was designed to test the difference between 24.5 and 27 inch displays with resolutions of 1920x1080 (1080p) and 2560x1440 (1440p) respectively, and was reported on in part



**Figure 4: Experiment 2: small targets.** Targets are intentionally small to amplify the effect of small changes in screen size (24.5 inch vs. 27 inch) and resolution (1920x1080 vs. 2560x1440).

in a previous blog post [Spjut 2022]. Given that esports gamers prefer high refresh rate displays to minimize latency and achieve maximum visual fluidity, both of these displays refresh at 360 Hz. The task was specifically designed to try to amplify this small difference in screen size and display resolution, its defining feature being that the targets were very small on screen. In fact, they may not even be visible in the screenshot in Figure 4.

Each trial had each user complete a series of target eliminations where a group of 4 targets all appear at the same time at the start of the task in random locations within the defined parameters. Similarly to the previous experiment, the trial is considered complete once the player clicks on all 4 targets one time each. This makes task completion time or "aiming time" a negative metric, that is lower aiming time is better. As a secondary measure, we can consider the player's accuracy, or number of hits over total number of shots. Since it takes time to click, we would expect these measures to be related. This specific experiment design is available to download on github<sup>2</sup>.

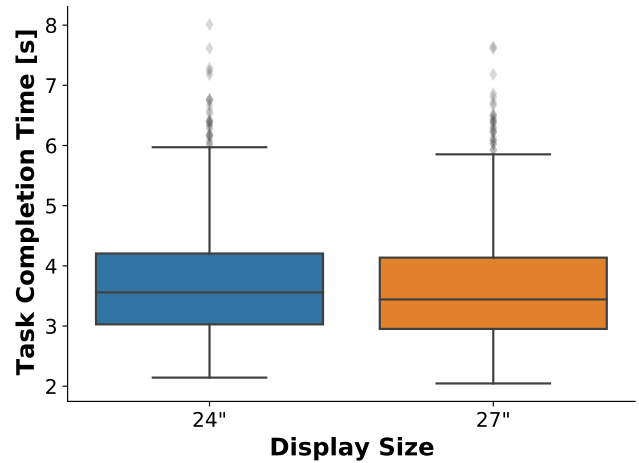
#### 4.1 Subjects

We had 13 NVIDIA employees complete this task 75 times each (as 5 blocks of 15 trials) on each of 2 different monitors. The first was a 24.5" 1080p 360 Hz Alienware 25 and the second was a 27" 1440p 360 Hz Asus ROG Swift PG27AQN. It took roughly 20 minutes for each user to complete all 150 trials. Each participant had the option to decline or stop participating at any point if they chose. One of the participants had difficulty with the task, therefore we exclude that user's results from the analysis. The remaining 12 participants had counterbalanced display ordering.

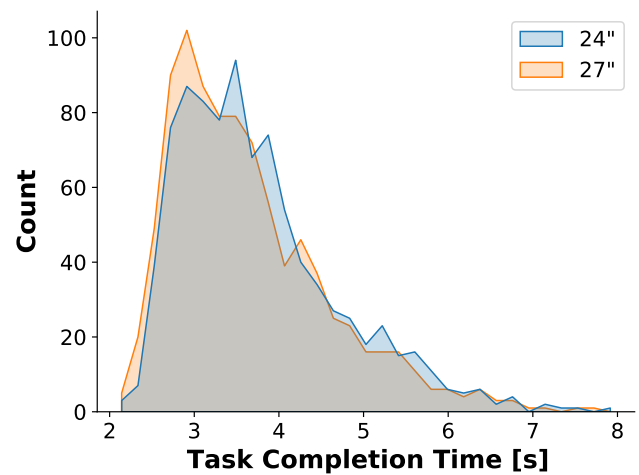
#### 4.2 Results

The mean completion time for the 24.5" 1080p trials was 3.75 seconds while the 27" 1440p display resulted in a mean completion time of 3.64 seconds. The improvement in mean completion time for this experiment was therefore 111 ms, or 3% of the total task time. We performed a pairwise t-test on this data indicating that the

<sup>2</sup><https://github.com/NVlabs/FPSsciSmallTargets>



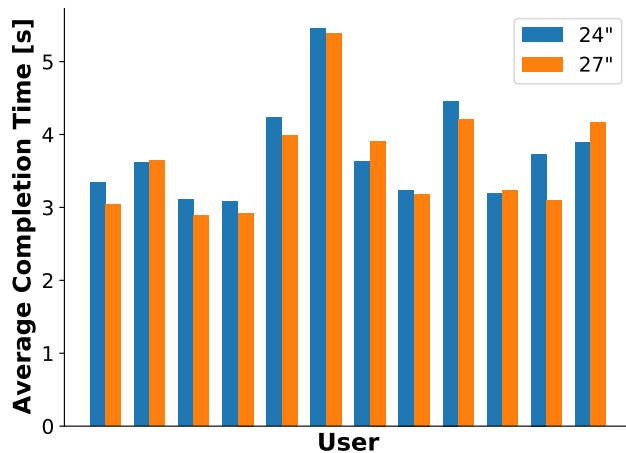
**Figure 5: Box plot comparing the 24 and 27 inch conditions overall.** Note that despite the small effect size, the difference in means reaches statistical significance in a paired t test.



**Figure 6: The experiment 2 task completion time histogram over all subjects shows a minor shift in mean and mode of completion times.**

difference in these means is statistically significant for the 900 trials we included in the analysis ( $p=0.000325$ ), see Fig. 5. Pairwise t-tests on accuracy for the same users did not reach statistical significance. Thus we conclude that the increase in speed of hitting targets did not come primarily from an increase in accuracy, but is instead an increase in aiming speed.

The task completion time histogram (Fig. 6) reveals the minor differences in player behavior between the two screen sizes. Slightly more trials were completed in a shorter time with the larger, higher resolution screen. When we look at completion times per subject (Fig. 7, the variation is much greater between subjects than between screen sizes. This means that skilled users will almost certainly outplay novices even when the novice has the bigger display. However,



**Figure 7: The experiment 2 per-subject average completion time showing no clear overall trend.**

when players are evenly matched, then the display may still make this difference in some showdowns.

## 5 LIMITATIONS AND FUTURE WORK

Since these experiments were intentionally designed to gather player performance results under variable display size conditions, allowing for a variety of subject behavior, there are some inherent limitations to our results. First, viewing distances were not measured or controlled, a potentially clear confounding factor in the results. Furthermore, the resolution of the in-game rendering was allowed to change. Thus the results presented here should be considered as measurements of coupled factors, including display size, resolution, and player viewing distance. Future work should strive to control one or more of these factors, and study the effects of specific changes.

Studying changes in resolution can be difficult as it is impossible to provide a higher or lower resolution image on a display of a given nominal resolution without some level of additional visual resampling artifacts being present. If different displays are selected to allow for different nominal resolutions, this creates the possibility of additional confounding differences impacting results, such as brightness, contrast, color space, and subpixel arrangement. Future work on display resolution should consider these factors.

Viewing distance and head rotation can, to an extent, be controlled with a chin rest or bite bar and could be measured with a variety of head tracking sensors. As stated previously, we chose not to control this factor for these studies, though ideally we would have measured what naturally happened using head tracking. A future study could focus on measuring and reporting changes in natural viewing distance arising from display size, which would shed more light on likely reasons for the performance changes observed in these studies.

Finally, display size changes can be quite significant with people regularly interacting with displays from small several inch screens on phones up to 80+ inch TVs and even theater-sized displays. Moreover, virtual reality headsets afford even wider field of view to

users than are possible with most fixed displays. The design space available for screen size studies is so large that we recommend a more focused study that considers a reasonable range from laptop to TV sized displays, specifically in regard to FPS aiming. A study coupling viewing distance to display size makes sense as changing display size may encourage different viewing distance, creating interesting effects in the field of view subtended by the displayed.

## 6 CONCLUSIONS

While neither of these experiments is fully conclusive on its own, this early evidence shows that increased screen size has some value for the most competitive of gamers. There are many things players should train and optimize first, like game-specific and fundamental aiming skills, computer system latency, and CPU/GPU performance as well as the right balance of practice, diet and exercise [Kari et al. 2019]. Still, once all of the basics are in place, this work suggests that another small performance increase is possible by using a slightly larger, higher resolution display for FPS aiming tasks. Furthermore, for tournament organizers looking to provide a fair experience for professional competitors, screen size should ideally be matched for all players.

## ACKNOWLEDGEMENTS

Doug Mendez assisted with administering the small targets experiment.

## REFERENCES

- Ben Boudaoud, Josef Spjut, and Joohwan Kim. 2022. FirstPersonScience: An Open Source Tool for Studying FPS Esports Aiming. In *ACM SIGGRAPH 2022 Talks*. 1–2.
- Graeme Browning and Robert J. Teather. 2014. Screen scaling: Effects of screen scale on moving target selection. In *CHI'14 Extended Abstracts on Human Factors in Computing Systems*. 2053–2058.
- Peter A. Hancock, Ben D. Sawyer, and Shawn C. Stafford. 2015. The effects of display size on performance. *Ergonomics* 58, 3 (2015), 337–354.
- Jinghui Hou, Yujung Nam, Wei Peng, and Kwan Min Lee. 2012. Effects of screen size, viewing angle, and players' immersion tendencies on game experience. *Computers in Human Behavior* 28, 2 (2012), 617–623.
- Zenja Ivkovic, Ian Stavness, Carl Gutwin, and Steven Sutcliffe. 2015. Quantifying and mitigating the negative effects of local latencies on aiming in 3d shooter games. In *Proceedings of the 33rd Annual ACM Conference on Human Factors in Computing Systems*. 135–144.
- Tuomas Kari, Miia Siuttila, and Veli-Matti Karhulahti. 2019. An extended study on training and physical exercise in esports. In *Exploring the cognitive, social, cultural, and psychological aspects of gaming and simulations*. IGI Global, 270–292.
- Joohwan Kim, Pyarelal Knowles, Josef Spjut, Ben Boudaoud, and Morgan Mcguire. 2020. Post-Render Warp with Late Input Sampling Improves Aiming Under High Latency Conditions. *Proc. ACM Comput. Graph. Interact. Tech.* 3, 2, Article 12 (aug 2020), 18 pages. <https://doi.org/10.1145/3406187>
- Joohwan Kim, Arjun Madhusudan, Benjamin Watson, Ben Boudaoud, Roland Tarrazo, and Josef Spjut. 2022. Display Size and Targeting Performance: Small Hurts, Large May Help. In *SIGGRAPH Asia 2022 Conference Papers* (Daegu, Republic of Korea) (SA '22). Association for Computing Machinery, New York, NY, USA. <https://doi.org/10.1145/3550469.3555396>
- Shengmei Liu, Mark Claypool, Atsuo Kuwahara, James Scovell, and Jamie Sherman. 2021a. The Effects of Network Latency on Competitive First-Person Shooter Game Players. In *2021 13th International Conference on Quality of Multimedia Experience (QoMEX)*. 151–156. <https://doi.org/10.1109/QoMEX51781.2021.9465419>
- Shengmei Liu, Mark Claypool, Atsuo Kuwahara, Jamie Sherman, and James J Scovell. 2021b. Lower is Better? The Effects of Local Latencies on Competitive First-Person Shooter Game Players. In *Proceedings of the 2021 CHI Conference on Human Factors in Computing Systems* (Yokohama, Japan) (CHI '21). Association for Computing Machinery, New York, NY, USA, Article 326, 12 pages. <https://doi.org/10.1145/3411764.3445245>
- Shengmei Liu, Atsuo Kuwahara, James Scovell, Jamie Sherman, and Mark Claypool. 2021c. Comparing the Effects of Network Latency versus Local Latency on Competitive First Person Shooter Game Players. (2021).

- Shengmei Liu, Atsuo Kuwahara, James J Scovell, and Mark Claypool. 2023. The Effects of Frame Rate Variation on Game Player Quality of Experience. In *Proceedings of the 2023 CHI Conference on Human Factors in Computing Systems*. 1–10.
- Arjun Madhusudan and Benjamin Watson. 2021. Better Frame Rates or Better Visuals? An Early Report of Esports Player Practice in Dota 2. In *Extended Abstracts of the 2021 Annual Symposium on Computer-Human Interaction in Play* (Virtual Event, Austria) (*CHI PLAY '21*). Association for Computing Machinery, New York, NY, USA, 174–178. <https://doi.org/10.1145/3450337.3483484>
- Tao Ni, Doug A. Bowman, and Jian Chen. 2006. Increased display size and resolution improve task performance in information-rich virtual environments. In *Proceedings of Graphics Interface 2006*. Citeseer, 139–146.
- Maryam Riahi and Benjamin Allen Watson. 2021. Am I Playing Better Now? The Effects of G-SYNC in 60Hz Gameplay. *Proceedings of the ACM on Computer Graphics and Interactive Techniques* 4, 1 (2021), 1–17.
- Bernhard E. Riecke, Pooya Amini Behbahani, and Chris D. Shaw. 2009. Display size does not affect egocentric distance perception of naturalistic stimuli. In *Proceedings of the 6th Symposium on Applied Perception in Graphics and Visualization*. 15–18.
- Michael Spittle, Peter Kremer, and Justin Hamilton. 2010. The effect of screen size on video-based perceptual decision making tasks in sport. *International Journal of Sport and Exercise Psychology* 8, 4 (2010), 360–372.
- Josef Spjut. 2022. Improving Aiming Time on Small FPS Targets with Higher Resolutions and Larger Screen Sizes | NVIDIA Technical Blog — developer.nvidia.com. <https://developer.nvidia.com/blog/improving-aiming-time-on-small-fps-targets-with-higher-resolutions-and-larger-screen-sizes/>. [Accessed 09-May-2023].
- Josef Spjut, Ben Boudaoud, Kamran Binaee, Jonghyun Kim, Alexander Majercik, Morgan McGuire, David Luebke, and Joohwan Kim. 2019a. Latency of 30 Ms Benefits First Person Targeting Tasks More Than Refresh Rate Above 60 Hz. In *SIGGRAPH Asia 2019 Technical Briefs* (Brisbane, QLD, Australia) (*SA '19*). Association for Computing Machinery, New York, NY, USA, 110–113. <https://doi.org/10.1145/3355088.3365170>
- Josef Spjut, Ben Boudaoud, Kamran Binaee, Alexander Majercik, Morgan McGuire, and Joohwan Kim. 2019b. FirstPersonScience: Quantifying Psychophysics for First Person Shooter Tasks. In *UCI Esports Conference*. UCI, Irvine, CA, 7 pages.
- Desney S. Tan, Darren Gergle, Peter Scupelli, and Randy Pausch. 2006. Physically large displays improve performance on spatial tasks. *ACM Transactions on Computer-Human Interaction (TOCHI)* 13, 1 (2006), 71–99.
- Yuntao Wang, Chun Yu, Yongqiang Qin, Dan Li, and Yuanchun Shi. 2013. Exploring the effect of display size on pointing performance. In *Proceedings of the 2013 ACM international conference on Interactive tabletops and surfaces*. 389–392.
- Benjamin Watson, Rachit Shrivastava, and Ajinkya Gavane. 2019. The Effects of Adaptive Synchronization on Performance and Experience in Gameplay. *Proceedings of the ACM on Computer Graphics and Interactive Techniques* 2, 1 (2019), 1–13.