

Disambiguated Attention Embedding for Multi-Instance Partial-Label Learning

Wei Tang^{1,2}, Weijia Zhang³, and Min-Ling Zhang^{1,2*}

¹School of Computer Science and Engineering, Southeast University,
Nanjing 210096, China

²Key Laboratory of Computer Network and Information Integration
(Southeast University), Ministry of Education, China

³School of Information and Physical Sciences, The University of Newcastle,
Callaghan, NSW 2308, Australia

{tangw, zhangml}@seu.edu.cn, weijia.zhang@newcastle.edu.au

Abstract

In many real-world tasks, the concerned objects can be represented as a multi-instance bag associated with a candidate label set, which consists of one ground-truth label and several false positive labels. Multi-instance partial-label learning (MIPL) is a learning paradigm to deal with such tasks and has achieved favorable performances. Existing MIPL approach follows the instance-space paradigm by assigning augmented candidate label sets of bags to each instance and aggregating bag-level labels from instance-level labels. However, this scheme may be suboptimal as global bag-level information is ignored and the predicted labels of bags are sensitive to predictions of negative instances. In this paper, we study an alternative scheme where a multi-instance bag is embedded into a single vector representation. Accordingly, an intuitive algorithm named DEMIPL, i.e., *Disambiguated attention Embedding for Multi-Instance Partial-Label learning*, is proposed. DEMIPL employs a disambiguation attention mechanism to aggregate a multi-instance bag into a single vector representation, followed by a momentum-based disambiguation strategy to identify the ground-truth label from the candidate label set. Furthermore, we introduce a real-world MIPL dataset for colorectal cancer classification. Experimental results on benchmark and

*Corresponding author.

real-world datasets validate the superiority of DEMIPL against other well-established MIPL and partial-label learning methods. Our code and datasets will be made publicly available.

1. Introduction

Significant advancements in supervised machine learning algorithms have been achieved by utilizing large amounts of labeled training data. However, in numerous tasks, training data is weakly-supervised due to the substantial costs associated with data labeling. Weak supervision can be broadly categorized into three types: incomplete, inexact, and inaccurate supervision [1]. Multi-instance learning (MIL) and partial-label learning (PLL) are typical weakly-supervised learning frameworks based on inexact supervision. In MIL, samples are represented by collections of features called bags, where each bag contains multiple instances [2–13]. Only bag-level labels are accessible during training, while instance-level labels are unknown. Consequently, the instance space in MIL contains inexact supervision, signifying that the number and location of positive instances within a positive bag remain undetermined. PLL associates each instance with a candidate label set that contains one ground-truth label and several false positive labels [14–29]. As a result, the label space in PLL embodies inexact supervision, indicating that the ground-truth label is uncertain.

However, inexact supervision often exist in instance and label space simultaneously, i.e., dual inexact supervision [30]. This phenomenon can be observed in histopathological image classification, where an image is typically partitioned into a multi-instance bag [31–34], and labeling ground-truth labels incurs high costs due to the need for specialized expertise. Consequently, utilizing crowd-sourced candidate label sets will significantly reduce the labeling cost [35]. For this purpose, a learning paradigm called multi-instance partial-label learning (MIPL) has been proposed to work with dual inexact supervision. In MIPL, a training sample is represented as a multi-instance bag associated with a bag-level candidate label set, which comprises a ground-truth label along with several false positive labels. It is noteworthy that the multi-instance bag includes at least one instance that is affiliated with the ground-truth label, while none of the instances belong to any of the false positive labels.

Due to the difficulty in handling dual inexact supervision, to the best of our knowledge, MIPLGP [30] is the only viable MIPL approach. MIPLGP learns from MIPL data at the instance-level by utilizing a label augmentation strategy to assign an augmented candidate label set to each instance, and integrating a Dirichlet disambiguation strategy with the Gaussian processes regression model [36]. Consequently, the learned features of MIPLGP primarily capture local instance-level information, neglecting global bag-level information. This characteristic renders MIPLGP susceptible to negative instance predictions when aggregating bag-level labels from instance-level labels. As illustrated in Figure 1(a), identical or similar negative instances can simultaneously occur in multiple positive bags with diverse candidate label sets, thereby intensifying the challenge of disambiguation.

In this paper, we overcome the limitations of MIPLGP by introducing a novel algorithm, named DEMIPL, i.e., *Disambiguated attention Embedding for Multi-Instance Partial-Label learning*, based on the embedded-space paradigm. Figure 1(b) illustrates that DEMIPL aggregates each multi-instance bag into a single vector representation, encompassing all instance-level features within the bag. Furthermore, DEMIPL effectively identifies the ground-truth label from the candidate label set.

Our contributions can be summarized as follows: First, we propose a disambiguation attention mechanism for learning attention scores in multi-instance bags. This is in contrast to existing attention-based MIL approaches that are limited to handling classifications with exact bag-level labels [7, 8, 37]. Second, we propose an attention loss function that encourages the attention scores of positive instances to approach one, and those of negative instances to approach zero, ensuring consistency between attention scores and unknown instance-level labels. Third, we leverage the multi-class attention scores to map the multi-instance bags into an embedded space, and propose a momentum-based disambiguation strategy to identify the ground-truth labels of the multi-instance bags from the candidate label sets. In addition, we introduce a real-world MIPL dataset for colorectal cancer classification comprising 7000 images distributed across seven categories. The candidate labels of this dataset are provided by trained crowdsourcing workers.

Experiments are conducted on benchmark as well as real-world datasets. The experimen-

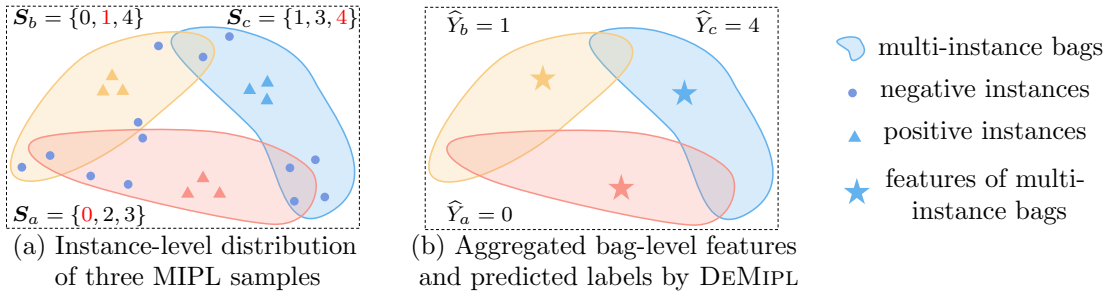


Figure 1: A brief illustration of DEMIPL, where \mathcal{S} and \hat{Y} are candidate label sets and predicted labels, respectively. The ground-truth labels are shown in red.

tal results demonstrate that: (a) DEMIPL achieves higher classification accuracy on both benchmark and real-world datasets. (b) The attention loss effectively enhances the disambiguation attention mechanism, accurately discerning the significance of positive and negative instances. (c) The momentum-based disambiguation strategy successfully identifies the ground-truth labels from candidate label sets, especially in scenarios with an increasing number of false positive labels.

The remainder of the paper is structured as follows. First, related work is briefly reviewed in Section 2. Second, we introduce the proposed DEMIPL in Section 3 and present the experimental results in Section 4. Finally, we conclude the paper in Section 5.

2. Related Work

2.1. Attention-based Multi-Instance Learning

The attention mechanism has been gained increased interest in the field of MIL. The attention-based MIL (AbMIL) approach is proposed to address binary multi-instance learning problems by aggregating features of multi-instance bags with attention scores and employing binary cross-entropy loss [7]. To enable AbMIL for solving multi-classification problems, Loss-Attention method is introduced to connect the attention mechanism with the loss function [8]. Attention-based MIL has found widespread use in the analysis of pathological images. For instance, Li et al. [9] utilizes a multi-scale attention mechanism to enhance the accuracy of whole slide image classification. Shao et al. [33] employs a transformer-based

MIL (TransMIL) framework for learning morphological and spatial information in whole slide images. Bayes-MIL [37] aligns high attention scores with positive instances from a probabilistic perspective, thereby improving whole-slide image classification. Xiang et al. [13] proposes iterative low-rank attention to aggregate features of multi-instance bags with low-rank attributes.

Although some of these algorithms can solve MIL problems with multi-classifications, they are not capable of directly addressing multi-instance partial-labeling learning problems where the bag labels are ambiguous.

2.2. Deep Partial-Label Learning

As deep learning techniques exhibit remarkable performances, the application of neural networks to address PLL problems becomes increasingly popular. Yao et al. [20] employs deep convolutional neural networks for feature extraction and the exponential moving average technique to discover the latent ground-truth label. Yan and Guo [21] proposes a PLL approach with batch-wise label correction, which dynamically adjusts the confidence values of candidate labels and employs a data augmentation strategy to enhance the model’s performance. Based on the empirical risk minimization principle, Lv et al. [38] proposes a classifier-consistent risk estimator that progressively identifies ground-truth labels from candidate label sets. Feng et al. [39] models the generation process of partial-labeling data and introduces a risk-consistent method and a novel classifier-consistent method. Proceeding along this path, a generic method is proposed, which presents a weighted loss function that accommodates multiple methods through the assignment of different weights [40]. In contrast to previous methods, Wang et al. [24] applies contrastive learning to PLL for the first time, utilizing graph neural networks to model the relationships between instances and labels. Additionally, there are several related studies on deep PLL, such as instance-dependent PLL [23, 25] and imbalanced data distribution in PLL [28].

Although the aforementioned methods can address PLL problems, they are not capable of directly handling multi-instance bags.

2.3. Multi-Instance Partial-Label Learning

To the best of our knowledge, MIPLGP is the only viable MIPL algorithm [30]. It employs a label augmentation strategy, which introduces a negative class label for each candidate label set and assumes that all negative instances originate from the negative class. The candidate label set is then assigned to each instance within the bag as their candidate label set. MIPLGP subsequently employs a Dirichlet disambiguation strategy to transform the classification problem into the regression problem. Finally, a Gaussian Process Regression model is utilized to infer the parameters of the Dirichlet distribution and the class labels. However, MIPLGP is based on the instance-space paradigm, which learns instance-level features and is sensitive to predictions of negative instances during the aggregation of bag-level labels from instance-level labels.

To address these issues, we present the first MIPL algorithm based on the embedded-space paradigm, which is the first deep learning-based MIPL algorithm in the meantime. Based on the embedded-space paradigm, each multi-instance bag is aggregated into a single vector representation. The proposed algorithm does not employ the label augmentation strategy and avoids assuming that all negative instances come from the same class. Specifically, it aggregates each multi-instance bag into a single vector representation using the proposed disambiguation attention mechanism, followed by employing the proposed momentum-based disambiguation strategy to identify the ground-truth label from the candidate label set.

3. Methodology

In this section, we present DEMIPL, a novel MIPL algorithm based on the embedded-space paradigm. To the best of our knowledge, DEMIPL is the first deep learning-based MIPL algorithm. We begin by introducing the notations and framework of DEMIPL, followed by proposing a novel disambiguation attention mechanism and a momentum-based disambiguation strategy, and conclude this section with the synergy between the attention mechanism and the disambiguation strategy.

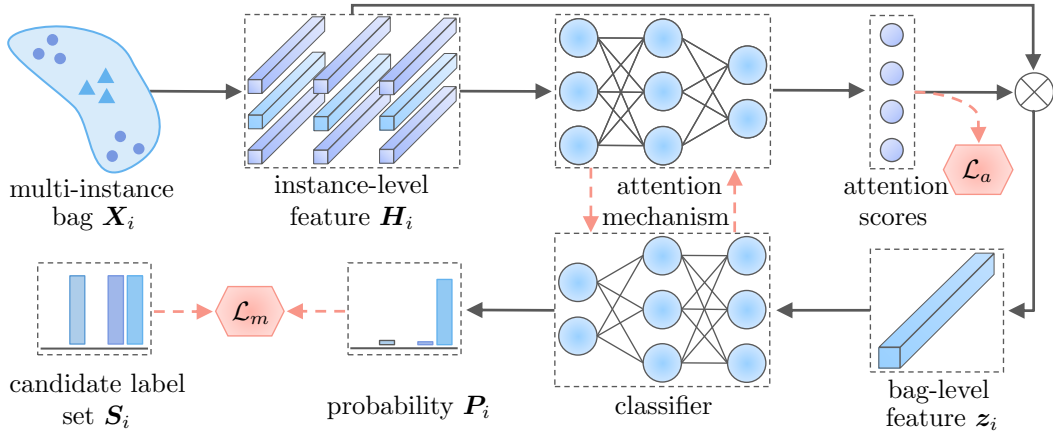


Figure 2: The framework of DEMIPL, where \mathcal{L}_a and \mathcal{L}_m are the attention loss and momentum-based disambiguation loss, respectively.

3.1. Notations and Framework of DEMIPL

Let $\mathcal{X} = \mathbb{R}^d$ represent the instance space, and let $\mathcal{Y} = \{l_1, l_2, \dots, l_k\}$ represent the label space containing k class labels. The objective of MIPL is to derive a classifier $f: 2^{\mathcal{X}} \rightarrow \mathcal{Y}$. $\mathcal{D} = \{(\mathbf{X}_i, \mathcal{S}_i) \mid 1 \leq i \leq m\}$ is a training dataset that consists of m bags and their associated candidate label sets. Particularly, $(\mathbf{X}_i, \mathcal{S}_i)$ is the i -th multi-instance partial-label sample, where $\mathbf{X}_i = \{\mathbf{x}_{i,1}, \mathbf{x}_{i,2}, \dots, \mathbf{x}_{i,n_i}\}$ constitutes a bag with n_i instances, and each instance $\mathbf{x}_{i,j} \in \mathcal{X}$ for $\forall j \in \{1, 2, \dots, n_i\}$. $\mathcal{S}_i \subseteq \mathcal{Y}$ is the candidate label set that conceals the ground-truth label Y_i , i.e., $Y_i \in \mathcal{S}_i$. It is worth noting that the ground-truth label is unknown during the training process. Assume the latent instance-level labels within \mathbf{X}_i is $\mathbf{y}_i = \{y_{i,1}, y_{i,2}, \dots, y_{i,n_i}\}$, then $\exists y_{i,j} = Y_i$, and $\forall y_{i,j} \notin \mathcal{Y} \setminus \{Y_i\}$ holds. In the context of MIPL, an instance is considered a positive instance if its label is identical to the ground-truth label of the bag; otherwise, it is deemed a negative instance. Moreover, the class labels of negative instances do not belong to the label space.

The framework of the proposed DEMIPL is illustrated in Figure 2. It consists of three main steps. First, we extract instances in the multi-instance bag \mathbf{X}_i and obtain instance-level feature \mathbf{H}_i . Next, we employ the disambiguation attention mechanism to integrate the multi-instance bag into a single feature vector \mathbf{z}_i . Finally, we use a classifier to predict the classification confidences \mathbf{P}_i of the multi-instance bag. To enhance classification performance, we introduce two loss functions for model training: the attention loss \mathcal{L}_a and

the momentum-based disambiguation loss \mathcal{L}_m . During the training process, the attention mechanism and the classifier work collaboratively.

3.2. Disambiguation Attention Mechanism

Based on the embedded-space paradigm, a key component of DEMIPL is the disambiguation attention mechanism. The attention mechanism [41] is a commonly used model in MIL to calculate attention scores [7, 8] to determine the contribution of each instance to the bag-level feature. These attention scores are then utilized to aggregate the instance-level features into a single vector representation.

For a multi-instance bag $\mathbf{X}_i = \{\mathbf{x}_{i,1}, \mathbf{x}_{i,2}, \dots, \mathbf{x}_{i,n_i}\}$, we employ a neural network-based function parameterized by h to extract its feature information:

$$\mathbf{H}_i = h(\mathbf{X}_i) = \{\mathbf{h}_{i,1}, \mathbf{h}_{i,2}, \dots, \mathbf{h}_{i,n_i}\}, \quad (1)$$

where $\mathbf{h}_{i,j} = h(\mathbf{x}_{i,j}) \in \mathbb{R}^{d'}$ is the feature of the j -th instance within i -th bag. For the MIPL problems, we propose a multi-class attention mechanism. First, we calculate the relevance of each instance to all classes, and then transform the relevance into the contribution of each instance to the bag-level feature by a learnable linear model. The attention score $a_{i,j}$ of $\mathbf{x}_{i,j}$ is calculated as follows:

$$a_{i,j} = \frac{1}{1 + \exp\{-\mathbf{W}^\top (\tanh(\mathbf{W}_v^\top \mathbf{h}_{i,j} + \mathbf{b}_v) \odot \text{sigm}(\mathbf{W}_u^\top \mathbf{h}_{i,j} + \mathbf{b}_u))\}}, \quad (2)$$

where $\mathbf{W}^\top \in \mathbb{R}^{1 \times k}$, $\mathbf{W}_v^\top, \mathbf{W}_u^\top \in \mathbb{R}^{k \times d'}$, and $\mathbf{b}_v, \mathbf{b}_u \in \mathbb{R}^k$ are parameters of linear models. $\tanh(\cdot)$ and $\text{sigm}(\cdot)$ are the hyperbolic tangent and sigmoid functions to generate non-linear outputs for the models, respectively. \odot represents an element-wise multiplication. Consequently, the bag-level feature is aggregated by weighted sums of instance-level features:

$$\mathbf{z}_i = \frac{1}{\sum_{j=1}^{n_i} a_{i,j}} \sum_{j=1}^{n_i} a_{i,j} \mathbf{h}_{i,j}, \quad (3)$$

where \mathbf{z}_i is the bag-level feature of \mathbf{X}_i . To ensure that the aggregated features accurately represent the multi-instance bag, it is necessary to maintain the consistency between at-

tention scores and instance-level labels, that is, the attention scores of positive instances should be significantly higher than those of negative instances. To achieve this, the proposed attention loss is shown below:

$$\mathcal{L}_a = - \sum_{j=1}^{n_i} a_{i,j} \log a_{i,j}. \quad (4)$$

Different from existing attention-based MIL approaches where most of them can only handle binary classification, DEMIPL produces multi-class attention scores using Equation 2. Furthermore, unlike loss-based attention [8] that extends binary attention score to multi-class using a naive softmax function, DEMIPL utilizes a learnable model with the attention loss to encourage attention scores of negative and positive instances to approach 0 and 1, respectively. The ambiguity in attention scores is reduced since the differences in attention scores between positive and negative instances are amplified. As a result, the disambiguated attention scores can make bag-level vector representations discriminative, thereby enabling the classifier to accurately identify ground-truth labels.

3.3. Momentum-based Disambiguation Strategy

After obtaining the bag-level feature, the goal is to accurately identify the ground-truth label from the candidate label set. Therefore, we propose a novel disambiguation strategy, namely using the momentum-based disambiguation loss to compute the weighted sum of losses for each category. Specifically, the proposed momentum-based disambiguation loss is defined as follows:

$$\mathcal{L}_m = \frac{1}{m} \sum_{i=1}^m \sum_{c=1}^k w_{i,c}^{(t)} \ell \left(f_c^{(t)}(\mathbf{z}_i^{(t)}), \mathbf{S}_i \right), \quad (5)$$

where (t) refers to the t -th epoch. $\mathbf{z}_i^{(t)}$ is the bag-level feature of multi-instance bag \mathbf{X}_i and $f_c^{(t)}(\cdot)$ is the model output on the c -th class at the t -th epoch. $\ell(\cdot)$ is the cross-entropy loss, and $w_{i,c}^{(t)}$ weights the loss value on the c -th class at the t -th epoch.

Following the principle of the identification-based disambiguation strategy [38], the label with the minimal loss value on the candidate label set can be considered the ground-truth

label. We aim to assign a weight of 1 to the single ground-truth label and a weight of 0 to the rest of the candidate labels. However, the ground-truth label is unknown during the training process. To overcome this issue, we allocate weights based on the magnitude of class probabilities, ensuring that larger class probabilities are associated with higher weights. Specifically, we initialize the weights by:

$$w_{i,c}^{(0)} = \begin{cases} \frac{1}{|\mathcal{S}_i|} & \text{if } Y_{i,c} \in \mathcal{S}_i, \\ 0 & \text{otherwise,} \end{cases} \quad (6)$$

where $\frac{1}{|\mathcal{S}_i|}$ is the cardinality of the candidate label set \mathcal{S}_i . The weights are updated as follows:

$$w_{i,c}^{(t)} = \begin{cases} \lambda^{(t)} w_{i,c}^{(t-1)} + (1 - \lambda^{(t)}) \frac{f_c^{(t)}(\mathbf{z}_i^{(t)})}{\sum_{j \in \mathcal{S}_i} f_j^{(t)}(\mathbf{z}_j^{(t)})} & \text{if } Y_{i,c} \in \mathcal{S}_i, \\ 0 & \text{otherwise,} \end{cases} \quad (7)$$

where the momentum parameter $\lambda^{(t)} = \frac{T-t}{T}$ is a trade-off between the weights at the last epoch and the outputs at the current epoch. T is the maximum training epoch.

It is worth noting that the momentum-based disambiguation strategy is a general form of the progressive disambiguation strategy. Specifically, when $\lambda^{(t)} = 0$, the momentum-based disambiguation strategy degenerates into the progressive disambiguation strategy [38]. When $\lambda^{(t)} = 1$, the momentum-based disambiguation strategy degenerates into the averaging-based disambiguation strategy [15], which equally treats every candidate label.

3.4. Synergy between Attention Mechanism and Disambiguation Strategy

Combining the attention loss and disambiguation loss, the full loss function is derived as follows:

$$\mathcal{L} = \mathcal{L}_m + \lambda_a \mathcal{L}_a, \quad (8)$$

where λ_a serves as a constant weight for the attention loss. In each iteration, the disambiguation attention mechanism aggregates a discriminative vector representation for each

multiple-instance bag. Subsequently, the momentum-based disambiguation strategy takes that feature as input and yields the disambiguated candidate label set, i.e., class probabilities. Meanwhile, the attention mechanism relies on the disambiguated candidate label set to derive attention scores. Thus, the disambiguation attention mechanism and the momentum-based disambiguation strategy work collaboratively, and both reach satisfactory states as the model converges.

4. Experiments

In this section, we present two series of experiments conducted on both benchmark and real-world datasets. We commence this section by offering the experimental setup, followed by presenting comprehensive experimental results on the benchmark and real-world datasets. Furthermore, we delve into a further analysis of DEMIPL, providing insights into its performance and characteristics.

4.1. Experimental Setup

Benchmark Datasets We utilize four benchmark MIPL datasets stemming from MIPLGP literature [30], i.e., MNIST-MIPL, FMNIST-MIPL, Birdsong-MIPL, and SIVAL-MIPL from domains of image and biology [42–45]. Table 1 summarizes the characteristics of both the benchmark and real-world datasets. We use *#bags*, *#ins*, *#dim*, *avg. #ins*, *#class*, and *avg. #CLs* to denote the number of bags, number of instances, dimension of each instance, average number of instances in all bags, number of class labels, and the average size of candidate label set in each dataset.

Table 1: Characteristics of the Benchmark and Real-World MIPL Datasets.

Dataset	#bags	#ins	#dim	avg. #ins	#class	avg. #CLs	domain
MNIST-MIPL	500	20664	784	41.33	5	2, 3, 4	image
FMNIST-MIPL	500	20810	784	41.62	5	2, 3, 4	image
Birdsong-MIPL	1300	48425	38	37.25	13	2, 3, 4, 5, 6, 7	biology
SIVAL-MIPL	1500	47414	30	31.61	25	2, 3, 4	image
CRC-MIPL-Row	7000	56000	9	8	7	2.08	image
CRC-MIPL-SBN	7000	63000	15	9	7	2.08	image
CRC-MIPL-KMeansSeg	7000	30178	6	4.311	7	2.08	image
CRC-MIPL-SIFT	7000	175000	128	25	7	2.08	image

Real-World Dataset We introduce CRC-MIPL, the first real-world MIPL dataset for colorectal cancer classification (CRC). It comprises 7000 hematoxylin and eosin (H&E) staining images taken from colorectal cancer and normal tissues. Each image has dimensions of 224×224 pixels and is categorized into one of the seven classes based on the tissue cell types. CRC-MIPL is derived from a larger dataset used for colorectal cancer classification, which originally contains 100000 images with nine classes [46]. The adipose and background classes exhibit significant dissimilarities compared to the other categories. Therefore, we choose the remaining seven classes to sample 1000 images per class. These classes include debris, lymphocytes, mucus, smooth muscle, normal colon mucosa, cancer-associated stroma, and colorectal adenocarcinoma epithelium.

We employ four image bag generators [47]: Row [48], single blob with neighbors (SBN) [48], k-means segmentation (KMeansSeg) [49], and scale-invariant feature transform (SIFT) [50], to obtain a bag of instances from each image, respectively. The candidate label sets of CRC-MIPL are provided by three crowdsourcing workers without expert pathologists. Each of the workers annotates all 7000 images, and each worker assigned candidate labels with non-zero probabilities to form a label set per image. A higher probability indicates a higher likelihood of being the ground-truth label, while a probability of zero implies the label is a non-candidate label. After obtaining three label sets for each image, we distill a final candidate label set as follows. A label present in two or three label sets is selected as a member of the final candidate label set. If the final candidate label set consists of only one or no label, we pick the labels corresponding to the highest probability in each label set, resulting in a final candidate label set with a length of 3. The average length of the final candidate label set per image is 2.08. More detailed information on the MIPL datasets can be found in the Appendix.

Compared Algorithms For comparative studies, we consider one MIPL algorithm MIPLGP [30] and four well-established PLL algorithms, containing one feature-aware disambiguation algorithm PL-AGGD and three deep learning-based algorithms, namely PRODEN [38], RC [39], and LWS [40].

Implementation DEMIPL is implemented using PyTorch [51] on a single Nvidia Tesla

V100 GPU. We employ the stochastic gradient descent (SGD) optimizer with a momentum of 0.9 and weight decay of 0.0001. The initial learning rate is chosen from a set of $\{0.01, 0.05\}$ and is decayed using a cosine annealing method [52]. The number of epochs is set to 200 for the SIVAL-MIPL and CRC-MIPL datasets, and 100 for the remaining three datasets. The value of λ_a is selected from a set of $\{0.0001, 0.001\}$. For the MNIST-MIPL and FMNIST-MIPL datasets, we utilize a two-layer CNN in work of Ilse et al. [7] as a feature extraction network, whereas for the remaining datasets, no feature extraction network is employed. To ensure the reliability of the results, we conduct ten runs of random train/test splits with a ratio of 7 : 3 for all datasets. The mean accuracies and standard deviations are recorded for each algorithm. Subsequently, we perform pairwise t-tests at a significance level of 0.05.

To map MIPL data into PLL data, we employ the Mean strategy and the MaxMin strategy as described in the MIPLGP literature [30]. The Mean strategy calculates the average values of each feature dimension for all instances within a multi-instance bag to yield a bag-level vector representation. The MaxMin strategy involves computing the maximum and minimum values of each feature dimension for all instances within a multi-instance bag and concatenating them to construct bag-level features. In the subsequent section, we report the results of PRODEN, RC, and LWS using linear models, while the results with multi-layer perceptrons are provided in the Appendix.

4.2. *Experimental Results on the Benchmark Datasets*

Table 2 presents the classification results achieved by DEMIPL and the compared algorithms on the benchmark datasets with varying numbers of false positive labels r . Compared to MIPLGP, DEMIPL demonstrates superior performance in 8 out of 12 cases, with no significant difference observed in the remaining 1 out of 12 cases. MIPLGP performs better than DEMIPL on the SIVAL-MIPL dataset, primarily due to the unique characteristics of the SIVAL-MIPL dataset. The dataset encompasses 25 highly diverse categories, such as apples, medals, books, and shoes, resulting in distinctive and discriminative features within multi-instance bags. Each instance’s feature includes color and texture information derived from the instance itself as well as its four cardinal neighbors, which enhances the distinctiveness

Table 2: Classification accuracy (mean \pm std) of each comparing algorithm in terms of the different number of false positive candidate labels [$r \in \{1, 2, 3\}$]. \bullet/\circ indicates whether the performance of DEMIPL is statistically superior/inferior to the compared algorithm on each dataset (pairwise t-test at a significance level of 0.05).

Algorithm	r	MNIST-MIPL	FMNIST-MIPL	Birdsong-MIPL	SIVAL-MIPL
DEMIPL	1	0.976 \pm 0.008	0.881 \pm 0.021	0.744 \pm 0.016	0.635 \pm 0.041
	2	0.943 \pm 0.027	0.823 \pm 0.028	0.701 \pm 0.024	0.554 \pm 0.051
	3	0.709 \pm 0.088	0.657 \pm 0.025	0.696 \pm 0.024	0.503 \pm 0.018
MIPLGP	1	0.949 \pm 0.016 \bullet	0.847 \pm 0.030 \bullet	0.716 \pm 0.026 \bullet	0.669 \pm 0.019 \circ
	2	0.817 \pm 0.030 \bullet	0.791 \pm 0.027 \bullet	0.672 \pm 0.015 \bullet	0.613 \pm 0.026 \circ
	3	0.621 \pm 0.064 \bullet	0.670 \pm 0.052	0.625 \pm 0.015 \bullet	0.569 \pm 0.032 \circ
Mean					
PRODEN	1	0.605 \pm 0.023 \bullet	0.697 \pm 0.042 \bullet	0.296 \pm 0.014 \bullet	0.219 \pm 0.014 \bullet
	2	0.481 \pm 0.036 \bullet	0.573 \pm 0.026 \bullet	0.272 \pm 0.019 \bullet	0.184 \pm 0.014 \bullet
	3	0.283 \pm 0.028 \bullet	0.345 \pm 0.027 \bullet	0.211 \pm 0.013 \bullet	0.166 \pm 0.017 \bullet
RC	1	0.658 \pm 0.031 \bullet	0.753 \pm 0.042 \bullet	0.362 \pm 0.015 \bullet	0.279 \pm 0.011 \bullet
	2	0.598 \pm 0.033 \bullet	0.649 \pm 0.028 \bullet	0.335 \pm 0.011 \bullet	0.258 \pm 0.017 \bullet
	3	0.392 \pm 0.033 \bullet	0.401 \pm 0.063 \bullet	0.298 \pm 0.009 \bullet	0.237 \pm 0.020 \bullet
LWS	1	0.463 \pm 0.048 \bullet	0.726 \pm 0.031 \bullet	0.265 \pm 0.010 \bullet	0.240 \pm 0.014 \bullet
	2	0.209 \pm 0.028 \bullet	0.720 \pm 0.025 \bullet	0.254 \pm 0.010 \bullet	0.223 \pm 0.008 \bullet
	3	0.205 \pm 0.013 \bullet	0.579 \pm 0.041 \bullet	0.237 \pm 0.005 \bullet	0.194 \pm 0.026 \bullet
PL-AGGD	1	0.671 \pm 0.027 \bullet	0.743 \pm 0.026 \bullet	0.353 \pm 0.019 \bullet	0.355 \pm 0.015 \bullet
	2	0.595 \pm 0.036 \bullet	0.677 \pm 0.028 \bullet	0.314 \pm 0.018 \bullet	0.315 \pm 0.019 \bullet
	3	0.380 \pm 0.032 \bullet	0.474 \pm 0.057 \bullet	0.296 \pm 0.015 \bullet	0.286 \pm 0.018 \bullet
MaxMin					
PRODEN	1	0.508 \pm 0.024 \bullet	0.424 \pm 0.045 \bullet	0.387 \pm 0.014 \bullet	0.316 \pm 0.019 \bullet
	2	0.400 \pm 0.037 \bullet	0.377 \pm 0.040 \bullet	0.357 \pm 0.012 \bullet	0.287 \pm 0.024 \bullet
	3	0.345 \pm 0.048 \bullet	0.309 \pm 0.058 \bullet	0.336 \pm 0.012 \bullet	0.250 \pm 0.018 \bullet
RC	1	0.519 \pm 0.028 \bullet	0.731 \pm 0.027 \bullet	0.390 \pm 0.014 \bullet	0.306 \pm 0.023 \bullet
	2	0.469 \pm 0.035 \bullet	0.666 \pm 0.027 \bullet	0.371 \pm 0.013 \bullet	0.288 \pm 0.021 \bullet
	3	0.380 \pm 0.048 \bullet	0.524 \pm 0.034 \bullet	0.363 \pm 0.010 \bullet	0.267 \pm 0.020 \bullet
LWS	1	0.242 \pm 0.042 \bullet	0.435 \pm 0.049 \bullet	0.225 \pm 0.038 \bullet	0.289 \pm 0.017 \bullet
	2	0.239 \pm 0.048 \bullet	0.406 \pm 0.040 \bullet	0.207 \pm 0.034 \bullet	0.271 \pm 0.014 \bullet
	3	0.218 \pm 0.017 \bullet	0.318 \pm 0.064 \bullet	0.216 \pm 0.029 \bullet	0.244 \pm 0.023 \bullet
PL-AGGD	1	0.527 \pm 0.035 \bullet	0.391 \pm 0.040 \bullet	0.383 \pm 0.014 \bullet	0.397 \pm 0.028 \bullet
	2	0.439 \pm 0.020 \bullet	0.371 \pm 0.037 \bullet	0.372 \pm 0.020 \bullet	0.360 \pm 0.029 \bullet
	3	0.321 \pm 0.043 \bullet	0.327 \pm 0.028 \bullet	0.344 \pm 0.011 \bullet	0.328 \pm 0.023 \bullet

of instance-level features. This suggests that instances with similar features are rarely found across different multi-instance bags. Therefore, by following the instance-space paradigm, MIPLGP effectively leverages these distinctive attributes of the dataset.

Compared to PLL algorithms, DEMIPL outperforms them on all benchmark datasets. This superiority can be attributed to two main factors. First, PLL algorithms cannot directly handle multi-instance bags, whereas the original multi-instance features possess better discriminative power than the degenerated features obtained through the Mean and MaxMin strategies. Second, the proposed momentum-based disambiguation strategy is more robust

Table 3: Classification accuracy (mean \pm std) of each comparing algorithm on the CRC-MIPL datasets. \bullet / \circ indicates whether the performance of DEMIPL is statistically superior/inferior to the compared algorithm on each dataset (pairwise t-test at a significance level of 0.05).

Algorithm	CRC-MIPL-Row	CRC-MIPL-SBN	CRC-MIPL-KMeansSeg	CRC-MIPL-SIFT
DEMIPL	0.408 \pm 0.010 \bullet	0.486 \pm 0.014 \bullet	0.521 \pm 0.012 \bullet	0.532 \pm 0.013
MIPLGP	0.432 \pm 0.005 \circ	0.335 \pm 0.006 \bullet	0.329 \pm 0.012 \bullet	–
Mean				
PRODEN	0.365 \pm 0.009 \bullet	0.392 \pm 0.008 \bullet	0.233 \pm 0.018 \bullet	0.334 \pm 0.029 \bullet
RC	0.214 \pm 0.011 \bullet	0.242 \pm 0.012 \bullet	0.226 \pm 0.009 \bullet	0.209 \pm 0.007 \bullet
LWS	0.291 \pm 0.010 \bullet	0.310 \pm 0.006 \bullet	0.237 \pm 0.008 \bullet	0.270 \pm 0.007 \bullet
PL-AGGD	0.412 \pm 0.008	0.480 \pm 0.005 \bullet	0.358 \pm 0.008 \bullet	0.363 \pm 0.012 \bullet
MaxMin				
PRODEN	0.401 \pm 0.007	0.447 \pm 0.011 \bullet	0.265 \pm 0.027 \bullet	0.291 \pm 0.011 \bullet
RC	0.227 \pm 0.012 \bullet	0.338 \pm 0.010 \bullet	0.208 \pm 0.007 \bullet	0.246 \pm 0.008 \bullet
LWS	0.299 \pm 0.008 \bullet	0.382 \pm 0.009 \bullet	0.247 \pm 0.005 \bullet	0.230 \pm 0.007 \bullet
PL-AGGD	0.460 \pm 0.008 \circ	0.524 \pm 0.008 \circ	0.434 \pm 0.009 \bullet	0.285 \pm 0.009 \bullet

than the disambiguation strategies of the compared algorithms. It should be noted that although these PLL algorithms achieve satisfactory results in PLL tasks, their performance in addressing MIPL problems is inferior to dedicated MIPL algorithms, namely DEMIPL and MIPLGP. This observation emphasizes the greater challenges posed by MIPL problems, which involve increased ambiguity in supervision compared to PLL problems, and highlights the necessity of developing specialized algorithms for MIPL.

Additionally, we experiment with another extension of applying PLL algorithms to MIPL data by directly assigning a bag-level candidate label set as the candidate label set for each instance within the bag. However, all of them perform worse than MIPL. Moreover, the majority of the compared PLL algorithms fail to produce satisfactory results. This is likely caused by the fact that the ground-truth labels for most instances are absent from their respective candidate label sets. Consequently, the absences of ground-truth labels impede the disambiguation ability of MIPL algorithms.

4.3. Experimental Results on the Real-World Datasets

The classification accuracy of DEMIPL and the compared algorithms on the CRC-MIPL dataset is presented in Table 3, where the symbol – indicates that MIPLGP encounters memory overflow issues on our V100 GPUs. DEMIPL demonstrates superior performance compared to MIPLGP on the CRC-MIPL-SBN and CRC-MIPL-KMeansSeg datasets, while only

falling behind MIPLGP on the CRC-MIPL-Row dataset. When compared to the PLL algorithms, DEMIPL achieves better results in 28 out of 32 cases, and only underperforms against PL-AGGD in 2 cases on CRC-MIPL-Row and CRC-MIPL-SBN.

The above results indicate that DEMIPL achieves the best performance when combined with stronger bag generators such as CRC-MIPL-KMeansSeg and CRC-MIPL-SIFT. This combination enables the disambiguation attention mechanism to learn meaningful embeddings. This aligns with the fact that CRC-MIPL-Row and CRC-MIPL-SBN use classic multi-instance bag generators that only consider pixel colors, and lack the ability to extract any of the content information. In contrast, CRC-MIPL-KMeansSeg and CRC-MIPL-SIFT are content-aware generators that are capable of producing semantically meaningful features. Both CRC-MIPL-Row and CRC-MIPL-SBN segment images using fixed grids, and represents instances based on their pixel-level colors and the colors of their adjacent rows or grids. Consequently, instances in CRC-MIPL-Row and CRC-MIPL-SBN exhibit similar feature representations, and possess limited discriminative power when distinguishing positive and negative instances. With more powerful bag generators such as CRC-MIPL-KMeansSeg and CRC-MIPL-SIFT, which generate content-aware features that are more informative and discriminative, the disambiguation power of DEMIPL can be fully utilized as demonstrated by the significant performance advantages against all compared baselines.

Furthermore, the CRC-MIPL dataset exhibits distinct differences between tissue cells and the background in each image. The Mean strategy diminishes the disparities and discriminations, leading to superior outcomes for the Maxmin strategy in most cases when compared to the Mean strategy.

4.4. Further Analysis

4.4.1. Effectiveness of the Attention Loss

To further validate the effectiveness of the proposed attention loss, we introduce a degenerated variant named DEMIPL-MD, which excludes the attention loss from DEMIPL. Table 4 verifies that DEMIPL achieves superior classification accuracy compared to DEMIPL-MD on both the FMNIST-MIPL and SIVAL-MIPL datasets. Notably, the difference is more

Table 4: Classification accuracy (mean \pm std) of DEMIPL-MD and DEMIPL.

Algorithm	FMNIST-MIPL			SIVAL-MIPL		
	$r = 1$	$r = 2$	$r = 3$	$r = 1$	$r = 2$	$r = 3$
DEMIPL-MD	0.744 \pm 0.273	0.784 \pm 0.018	0.586 \pm 0.101	0.607 \pm 0.024	0.530 \pm 0.021	0.499 \pm 0.035
DEMIPL	0.881 \pm 0.021	0.823 \pm 0.028	0.657 \pm 0.025	0.635 \pm 0.041	0.554 \pm 0.051	0.503 \pm 0.018

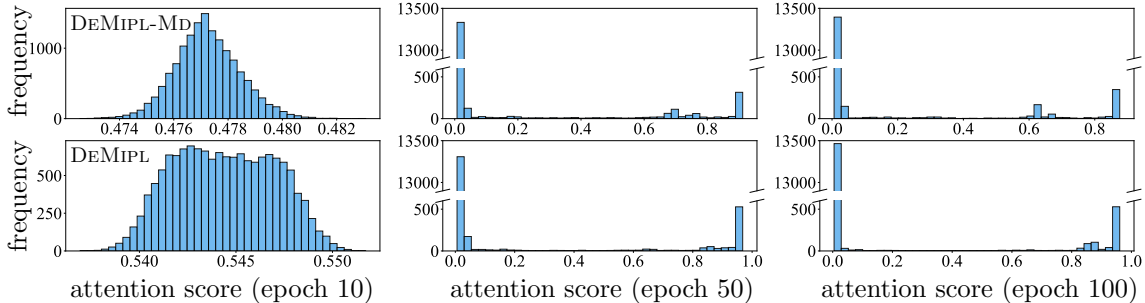


Figure 3: The frequency distribution of attention scores on MNIST-MIPL dataset ($r = 1$).

pronounced on the FMNIST-MIPL dataset than on the SIVAL-MIPL dataset. This can be attributed to the fact that the feature representation of each instance in the FMNIST-MIPL dataset solely comprises self-contained information, enabling clear differentiation between positive and negative instances. Conversely, the feature representation of each instance in the SIVAL-MIPL dataset encompasses both self and neighboring information, leading to couplings between the feature information of positive instances and negative instances.

To further investigate the scores learned by the attention loss, we visualize the frequency distribution of attention scores throughout the training process. As illuminated in Figure 3, the top row corresponds to DEMIPL-MD, while the bottom row corresponds to DEMIPL. During the initial stages of training (epoch=10), attention scores generated by DEMIPL show higher dispersion, suggesting that DEMIPL trains faster than DEMIPL-MD. At epoch=50 and 100, attention scores computed by DEMIPL tend to converge towards two extremes: attention scores for negative instances gravitate towards zero, while attention scores for positive instances approach one. More specifically, for negative instances, DEMIPL assigns attention scores closer to 0 compared to DEMIPL-MD. For positive instances, DEMIPL predominantly assigns attention scores in the range of 0.8 to 1.0, while DEMIPL-MD assigns scores mainly in the range of 0.6 to 0.9.

In conclusion, the proposed attention loss effectively assigns appropriate attention scores

to positive and negative instances, thereby improving classification accuracy.

4.4.2. Effectiveness of the Momentum-based Disambiguation Strategy

To further investigate the momentum-based disambiguation strategy, the performance of DEMIPL is compared with its two degenerated versions denoted as DEMIPL-PR and DEMIPL-AV. DEMIPL-PR is obtained by setting the momentum parameter $\lambda^{(t)} = 0$ in Equation 7, which corresponds to progressively updating the weights based on the current output of the classifier. In contrast, DEMIPL-AV is obtained by setting the momentum parameter $\lambda^{(t)} = 1$, resulting in uniform weights throughout the training process.

Figure 4 illustrates the performance comparison among DEMIPL, DEMIPL-PR, and DEMIPL-AV on the MNIST-MIPL, FMNIST-MIPL, and Birdsong-MIPL datasets. When the number of false positive labels is small, DEMIPL-PR and DEMIPL-AV demonstrate similar performance to DEMIPL. However, as the number of false positive labels increases, DEMIPL consistently outperforms DEMIPL-PR and DEMIPL-AV by a significant margin. This observation suggests that the momentum-based disambiguation strategy is more robust in handling higher levels of disambiguation complexity. Furthermore, it can be observed that DEMIPL-PR generally outperforms DEMIPL-AV across various scenarios. However, when $r = 3$ in the MNIST-MIPL and FMNIST-MIPL datasets, DEMIPL-AV surpasses DEMIPL-PR. We believe this can be attributed to the following reason: having three false positive labels within the context of five classifications represents an extreme case. DEMIPL-PR likely assigns higher weights to false positive labels, whereas DEMIPL-AV uniformly assigns weights to each candidate label, adopting a more conservative approach to avoid assigning excessive weights to false positive labels.

In a nutshell, the proposed momentum-based disambiguation strategy demonstrates superior robustness compared to existing methods for disambiguation. This is particularly evident in scenarios involving a large number of false positive labels.

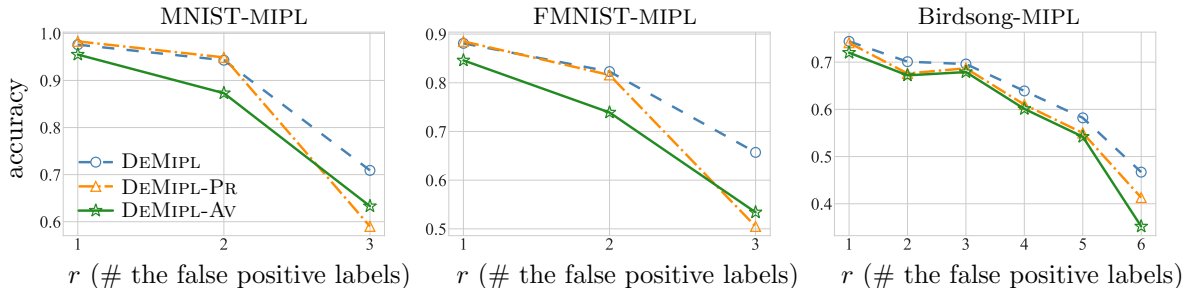


Figure 4: Classification accuracy of DEMIPL, DEMIPL-PR, and DEMIPL-AV with varying r .

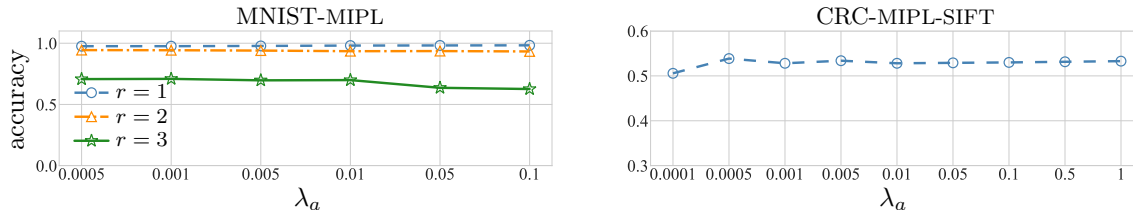


Figure 5: Performance of DEMIPL with varying weight λ_a .

4.4.3. Parameter Sensitivity Analysis

The weight λ_a in Equation 8 serves as the primary hyperparameter in DEMIPL. Figure 5 illustrates the sensitivity analysis of the weight λ_a on the MNIST-MIPL and CRC-MIPL-SIFT datasets. The learning rates on the MNIST-MIPL dataset are set to 0.01, 0.01, and 0.05 for $r = 1, 2, 3$, respectively, while on the CRC-MIPL-SIFT dataset, the learning rate is set to 0.01. DEMIPL demonstrates insensitivity to changes in the weight λ_a . In the experiments involving DEMIPL and its variants, the weight λ_a is chosen from a set of $\{0.0001, 0.001\}$.

5. Conclusion

In this paper, we propose DEMIPL, the first deep learning-based algorithm for multi-instance partial-label learning, accompanied by a real-world dataset. Specifically, DEMIPL utilizes the disambiguation attention mechanism to aggregate each multi-instance bag into a single vector representation, which is further used in conjunction with the momentum-based disambiguation strategy to determine the ground-truth label from the candidate label set. The disambiguation attention mechanism and momentum-based strategy synergistically facilitate disambiguation in both the instance and label spaces. Extensive experimental results indicate that DEMIPL outperforms the compared algorithms in 96.3% of cases on

benchmark datasets and 88.6% of cases on the real-world dataset. However, on the SIVAL-MIPL dataset, DEMIPL does not demonstrate superiority over MIPLGP. In the future, we will investigate the inter-instance relationships within the context of MIPL.

References

- [1] Zhi-Hua Zhou. A brief introduction to weakly supervised learning. *National Science Review*, 5(1):44–53, 2018.
- [2] Jaume Amores. Multiple instance classification: Review, taxonomy and comparative study. *Artificial Intelligence*, 201:81–105, 2013.
- [3] Marc-André Carbonneau, Veronika Cheplygina, Eric Granger, and Ghyslain Gagnon. Multiple instance learning: A survey of problem characteristics and applications. *Pattern Recognition*, 77:329–353, 2018.
- [4] Zhi-Hua Zhou, Yu-Yin Sun, and Yu-Feng Li. Multi-instance learning by treating instances as non-i.i.d. samples. In *Proceedings of the 26th International Conference on Machine Learning, Montreal, Quebec, Canada*, pages 1249–1256, 2009.
- [5] Xiu-Shen Wei, Han-Jia Ye, Xin Mu, Jianxin Wu, Chunhua Shen, and Zhi-Hua Zhou. Multi-instance learning with emerging novel class. *IEEE Transactions on Knowledge and Data Engineering*, 33(5):2109–2120, 2019.
- [6] Xinggang Wang, Yongluan Yan, Peng Tang, Xiang Bai, and Wenyu Liu. Revisiting multiple instance neural networks. *Pattern Recognition*, 74:15–24, 2018.
- [7] Maximilian Ilse, Jakub M. Tomczak, and Max Welling. Attention-based deep multiple instance learning. In *Proceedings of the 35th International Conference on Machine Learning, Stockholmsmässan, Stockholm, Sweden*, pages 2132–2141, 2018.
- [8] Xiaoshuang Shi, Fuyong Xing, Yuanpu Xie, Zizhao Zhang, Lei Cui, and Lin Yang. Loss-based attention for deep multiple instance learning. In *Proceedings of the 34th AAAI Conference on Artificial Intelligence, New York, NY, USA*, pages 5742–5749, 2020.

- [9] Bin Li, Yin Li, and Kevin W. Eliceiri. Dual-stream multiple instance learning network for whole slide image classification with self-supervised contrastive learning. In *Proceedings of the 34th IEEE Conference on Computer Vision and Pattern Recognition, Virtual Event*, pages 14318–14328, 2021.
- [10] Weijia Zhang. Non-i.i.d. multi-instance learning for predicting instance and bag labels with variational auto-encoder. In *Proceedings of the 30th International Joint Conference on Artificial Intelligence, Virtual Event / Montreal, Canada*, pages 3377–3383, 2021.
- [11] Weijia Zhang, Xuanhui Zhang, Han-Wen Deng, and Min-Ling Zhang. Multi-instance causal representation learning for instance label prediction and out-of-distribution generalization. In *Advances in Neural Information Processing Systems 35, New Orleans, LA, USA*, pages 34940–34953, 2022.
- [12] Syed Ashar Javed, Dinkar Juyal, Harshith Padigela, Amaro Taylor-Weiner, Limin Yu, and Aaditya Prakash. Additive MIL: Intrinsically interpretable multiple instance learning for pathology. In *Advances in Neural Information Processing Systems 35, New Orleans, LA, USA*, pages 20689–20702, 2022.
- [13] Jinxi Xiang, Xiyue Wang, Jun Zhang, Sen Yang, Xiao Han, and Wei Yang. Exploring low-rank property in multiple instance learning for whole slide image classification. In *Proceedings of the 11th International Conference on Learning Representations, Kigali, Rwanda*, pages 1–18, 2023.
- [14] Rong Jin and Zoubin Ghahramani. Learning with multiple labels. In *Advances in Neural Information Processing Systems 15, Vancouver, British Columbia, Canada*, pages 897–904, 2002.
- [15] Timothee Cour, Ben Sapp, and Ben Taskar. Learning from partial labels. *The Journal of Machine Learning Research*, 12:1501–1536, 2011.
- [16] Liping Liu and Thomas G Dietterich. A conditional multinomial mixture model for superset label learning. In *Advances in Neural Information Processing Systems 25, Cambridge, MA, USA*, pages 548–556, 2012.

- [17] Fei Yu and Min-Ling Zhang. Maximum margin partial label learning. *Machine Learning*, 4(106):573–593, 2016.
- [18] Min-Ling Zhang, Fei Yu, and Cai-Zhi Tang. Disambiguation-free partial label learning. *IEEE Transactions on Knowledge and Data Engineering*, 29(10):2155–2167, 2017.
- [19] Chen Gong, Tongliang Liu, Yuanyan Tang, Jian Yang, Jie Yang, and Dacheng Tao. A regularization approach for instance-based superset label learning. *IEEE Transactions on Cybernetics*, 48(3):967–978, 2018.
- [20] Yao Yao, Jiehui Deng, Xiuhua Chen, Chen Gong, Jianxin Wu, and Jian Yang. Deep discriminative CNN with temporal ensembling for ambiguously-labeled image classification. In *Proceedings of the 34th AAAI Conference on Artificial Intelligence, New York, NY, USA*, pages 12669–12676, 2020.
- [21] Yan Yan and Yuhong Guo. Partial label learning with batch label correction. In *Proceedings of the 34th AAAI Conference on Artificial Intelligence, New York, NY, USA*, pages 6575–6582, 2020.
- [22] Gengyu Lyu, Songhe Feng, Tao Wang, Congyan Lang, and Yidong Li. GM-PLL: Graph matching based partial label learning. *IEEE Transactions on Knowledge and Data Engineering*, 33(2):521–535, 2019.
- [23] Ning Xu, Congyu Qiao, Xin Geng, and Min-Ling Zhang. Instance-dependent partial label learning. *Advances in Neural Information Processing Systems 34, Virtual Event*, pages 27119–27130, 2021.
- [24] Haobo Wang, Ruixuan Xiao, Yixuan Li, Lei Feng, Gang Niu, Gang Chen, and Junbo Zhao. PiCO: Contrastive label disambiguation for partial label learning. In *Proceedings of the 10th International Conference on Learning Representations, Virtual Event*, pages 1–18, 2022.
- [25] Dong-Dong Wu, Deng-Bao Wang, and Min-Ling Zhang. Revisiting consistency regularization for deep partial label learning. In *Proceedings of the 39th International Conference on Machine Learning, Baltimore, Maryland, USA*, pages 24212–24225, 2022.

- [26] Deng-Bao Wang, Min-Ling Zhang, and Li Li. Adaptive graph guided disambiguation for partial label learning. *IEEE Transactions on Pattern Analysis and Machine Intelligence*, 44(12):8796–8811, 2022.
- [27] Xiuwen Gong, Dong Yuan, and Wei Bao. Partial label learning via label influence function. In *Proceedings of the 39th International Conference on Machine Learning, Baltimore, Maryland, USA*, pages 7665–7678, 2022.
- [28] Haobo Wang, Mingxuan Xia, Yixuan Li, Yuren Mao, Lei Feng, Gang Chen, and Junbo Zhao. SoLar: Sinkhorn label refinery for imbalanced partial-label learning. In *Advances in Neural Information Processing Systems 35, New Orleans, LA, USA*, pages 8104–8117, 2022.
- [29] Yingjie Tian, Xiaotong Yu, and Saiji Fu. Partial label learning: Taxonomy, analysis and outlook. *Neural Networks*, 161:708–734, 2023.
- [30] Wei Tang, Weijia Zhang, and Min-Ling Zhang. Multi-instance partial-label learning: Towards exploiting dual inexact supervision. *Science China Information Sciences*, pages 1–16, 2023.
- [31] Gabriele Campanella, Matthew G Hanna, Luke Geneslaw, Allen Miraflor, Vitor Werneck Krauss Silva, Klaus J Busam, Edi Brogi, Victor E Reuter, David S Klimstra, and Thomas J Fuchs. Clinical-grade computational pathology using weakly supervised deep learning on whole slide images. *Nature Medicine*, 25(8):1301–1309, 2019.
- [32] Ming Y Lu, Drew FK Williamson, Tiffany Y Chen, Richard J Chen, Matteo Barbieri, and Faisal Mahmood. Data-efficient and weakly supervised computational pathology on whole-slide images. *Nature Biomedical Engineering*, 5(6):555–570, 2021.
- [33] Zhuchen Shao, Hao Bian, Yang Chen, Yifeng Wang, Jian Zhang, Xiangyang Ji, and Yongbing Zhang. TransMIL: Transformer based correlated multiple instance learning for whole slide image classification. In *Advances in Neural Information Processing Systems 34, Virtual Event*, pages 2136–2147, 2021.
- [34] Hongrun Zhang, Yanda Meng, Yitian Zhao, Yihong Qiao, Xiaoyun Yang, Sarah E Coupland, and Yalin Zheng. DTFD-MIL: Double-tier feature distillation multiple

- instance learning for histopathology whole slide image classification. In *Proceedings of the 35th IEEE Conference on Computer Vision and Pattern Recognition, New Orleans, USA*, pages 18802–18812, 2022.
- [35] Zehui Liao, Yutong Xie, Shishuai Hu, and Yong Xia. Learning from ambiguous labels for lung nodule malignancy prediction. *IEEE Transactions on Medical Imaging*, 41(7): 1874–1884, 2022.
- [36] Ke Alexander Wang, Geoff Pleiss, Jacob R. Gardner, Stephen Tyree, Kilian Q. Weinberger, and Andrew Gordon Wilson. Exact gaussian processes on a million data points. In *Advances in Neural Information Processing Systems 32, Vancouver, BC, Canada*, pages 14622–14632, 2019.
- [37] Yufei Cui, Ziquan Liu, Xiangyu Liu, Xue Liu, Cong Wang, Tei-Wei Kuo, Chun Jason Xue, and Antoni B. Chan. Bayes-MIL: A new probabilistic perspective on attention-based multiple instance learning for whole slide images. In *Proceedings of the 11th International Conference on Learning Representations, Kigali, Rwanda*, pages 1–17, 2023.
- [38] Jiaqi Lv, Miao Xu, Lei Feng, Gang Niu, Xin Geng, and Masashi Sugiyama. Progressive identification of true labels for partial-label learning. In *Proceedings of the 37th International Conference on Machine Learning, Virtual Event*, pages 6500–6510, 2020.
- [39] Lei Feng, Jiaqi Lv, Bo Han, Miao Xu, Gang Niu, Xin Geng, Bo An, and Masashi Sugiyama. Provably consistent partial-label learning. In *Advances in Neural Information Processing Systems 33, Virtual Event*, pages 10948–10960, 2020.
- [40] Hongwei Wen, Jingyi Cui, Hanyuan Hang, Jiabin Liu, Yisen Wang, and Zhouchen Lin. Leveraged weighted loss for partial label learning. In *Proceedings of the 38th International Conference on Machine Learning, Virtual Event*, pages 11091–11100, 2021.
- [41] Meng-Hao Guo, Tian-Xing Xu, Jiang-Jiang Liu, Zheng-Ning Liu, Peng-Tao Jiang, Tai-Jiang Mu, Song-Hai Zhang, Ralph R. Martin, Ming-Ming Cheng, and Shi-Min Hu.

- Attention mechanisms in computer vision: A survey. *Computational Visual Media*, 8(3):331–368, 2022.
- [42] Yann LeCun, Léon Bottou, Yoshua Bengio, and Patrick Haffner. Gradient-based learning applied to document recognition. *Proceedings of the IEEE*, 86(11):2278–2324, 1998.
- [43] Han Xiao, Kashif Rasul, and Roland Vollgraf. Fashion-MNIST: A novel image dataset for benchmarking machine learning algorithms. *CoRR*, abs/1708.07747, 2017. URL <http://arxiv.org/abs/1708.07747>.
- [44] Forrest Briggs, Xiaoli Z. Fern, and Raviv Raich. Rank-loss support instance machines for MIML instance annotation. In *Proceedings of the 18th ACM SIGKDD International Conference on Knowledge Discovery and Data Mining, Beijing, China*, pages 534–542, 2012.
- [45] Burr Settles, Mark Craven, and Soumya Ray. Multiple-instance active learning. In *Advances in Neural Information Processing Systems 20, Vancouver, British Columbia, Canada*, pages 1289–1296, 2007.
- [46] Jakob Nikolas Kather, Johannes Krisam, Pornpimol Charoentong, Tom Luedde, Esther Herpel, Cleo-Aron Weis, Timo Gaiser, Alexander Marx, Nektarios A Valous, Dyke Ferber, et al. Predicting survival from colorectal cancer histology slides using deep learning: A retrospective multicenter study. *PLoS Medicine*, 16(1):e1002730:1–22, 2019.
- [47] Xiu-Shen Wei and Zhi-Hua Zhou. An empirical study on image bag generators for multi-instance learning. *Machine Learning*, 105:155–198, 2016.
- [48] Oded Maron and Aparna Lakshmi Ratan. Multiple-instance learning for natural scene classification. In *Proceedings of the 15th International Conference on Machine Learning, Madison, Wisconsin, USA*, pages 341–349, 1998.
- [49] Qi Zhang, Sally A. Goldman, Wei Yu, and Jason E. Fritts. Content-based image retrieval using multiple-instance learning. In *Proceedings of the 19th International Conference on Machine Learning, Sydney, Australia*, pages 682–689, 2002.

- [50] David G. Lowe. Distinctive image features from scale-invariant keypoints. *International Journal of Computer Vision*, 60(2):91–110, 2004.
- [51] Adam Paszke, Sam Gross, Francisco Massa, Adam Lerer, James Bradbury, Gregory Chanan, Trevor Killeen, Zeming Lin, Natalia Gimelshein, Luca Antiga, Alban Desmaison, Andreas Köpf, Edward Z. Yang, Zachary DeVito, Martin Raison, Alykhan Tejani, Sasank Chilamkurthy, Benoit Steiner, Lu Fang, Junjie Bai, and Soumith Chintala. PyTorch: An imperative style, high-performance deep learning library. In *Advances in Neural Information Processing Systems 32, Vancouver, BC, Canada*, pages 8024–8035, 2019.
- [52] Ilya Loshchilov and Frank Hutter. SGDR: Stochastic gradient descent with warm restarts. In *Proceedings of the 5th International Conference on Learning Representations, Toulon, France*, pages 1–16, 2017.

Appendix A. Pseudo-Code of DEMIPL

Given an unseen multi-instance bag $\mathbf{X}_* = [\mathbf{x}_{*,1}, \mathbf{x}_{*,2}, \dots, \mathbf{x}_{*,n_*}]$ with n_* instances, DEMIPL initially utilizes the feature extractor to obtain the instance-level representation as follows:

$$\mathbf{H}_* = h(\mathbf{X}_*) = \{\mathbf{h}_{*,1}, \mathbf{h}_{*,2}, \dots, \mathbf{h}_{*,n_*}\}. \quad (9)$$

Subsequently, DEMIPL maps the instance-level representation \mathbf{H}_* into a vector representation \mathbf{z}_* using the disambiguation attention mechanism, which is described as follows:

$$a_{*,j} = \frac{1}{1 + \exp\{-\mathbf{W}^\top (\tanh(\mathbf{W}_v^\top \mathbf{h}_{*,j} + \mathbf{b}_v) \odot \text{sigm}(\mathbf{W}_u^\top \mathbf{h}_{*,j} + \mathbf{b}_u))\}}, \quad (10)$$

$$\mathbf{z}_* = \frac{1}{\sum_{j=1}^{n_*} a_{*,j}} \sum_{j=1}^{n_*} a_{*,j} \mathbf{h}_{*,j}. \quad (11)$$

Finally, we employ the trained classifier \mathbf{f} to predict the label of \mathbf{X}_* by:

$$Y_* = \arg \max_{c \in \mathcal{Y}} f_c(\mathbf{z}_*), \quad (12)$$

where $f_c(\cdot)$ is the c -th element of $\mathbf{f}(\cdot)$, and the normalized function $f_c(\cdot)$ represents the probability of class label c being the ground-truth label.

Algorithm 1 summarizes the complete procedure of DEMIPL. First, the algorithm uniformly initializes the weights of the momentum-based disambiguation loss (Step 1). Next, the model training can be divided into two sub-steps (Steps 2-13). The initial sub-step involves extracting features for each mini-batch and aggregating them into bag-level vector representations (Steps 5-7). The subsequent sub-step encompasses calculating the loss function and updating the model (Steps 8-11). Finally, for an unseen multi-instance bag, instance-level features are extracted and aggregated into a bag-level vector representation, which is used to predict the label (Steps 14-16).

Algorithm 1 $Y_* = \text{DEMIPL}(\mathcal{D}, \lambda_a, T, \mathbf{X}_*)$

Inputs:

\mathcal{D} : the multi-instance partial-label training set $\{(\mathbf{X}_i, \mathbf{S}_i) \mid 1 \leq i \leq m\}$, where $\mathbf{X}_i = \{\mathbf{x}_{i,1}, \mathbf{x}_{i,2}, \dots, \mathbf{x}_{i,n_i}\}$, $\mathbf{x}_{i,j} \in \mathcal{X}$, $\mathcal{X} = \mathbb{R}^d$, $\mathbf{S}_i \subset \mathcal{Y}$, $\mathcal{Y} = \{l_1, l_2, \dots, l_q\}$

λ_a : the weight for the attention loss

T : the number of iterations

\mathbf{X}_* : the unseen multi-instance bag with n_* instances

Outputs:

Y_* : the predicted label for \mathbf{X}_*

Process:

- 1: Initialize uniform weights $\mathbf{w}^{(0)}$ as stated by Equation (6)
 - 2: **for** $t = 1$ to T **do**
 - 3: Shuffle training set \mathcal{D} into B mini-batches
 - 4: **for** $b = 1$ to B **do**
 - 5: Extract the instance-level features of \mathbf{X} according to Equation (1)
 - 6: Calculate the attention scores as stated by Equation (2)
 - 7: Map the instance-level features into a single vector representation according to Equation (3)
 - 8: Update weights $\mathbf{w}^{(t)}$ according to Equation (7)
 - 9: Calculate \mathcal{L} according to Equation (8)
 - 10: Set gradient $-\nabla_{\Phi} \mathcal{L}$
 - 11: Update Φ by the optimizer
 - 12: **end for**
 - 13: **end for**
 - 14: Extract the instance-level features of \mathbf{X}_* according to Equation (9)
 - 15: Calculate the attention scores and map the instance-level features into a single vector representation according to Equations (10) and (11)
 - 16: Return Y_* according to Equation (12)
-

Appendix B. Additional Experiment Results

In Section 4.2 and Section 4.3, we report the results of PRODEN, RC, and LWS using linear models. In this section, we supplement the results of the compared PLL algorithms with multi-layer perceptrons (MLPs) as described in the respective literature. Table 5 and Table 6 present the experimental results of DEMIPL compared to PLL algorithms on benchmark and real-world datasets, respectively.

On the benchmark datasets, DEMIPL consistently outperforms the compared algorithms in almost all cases. Moreover, the compared algorithms using MLPs do not consistently yield superior results compared to those using linear models, especially when the benchmark

Table 5: Classification accuracy (mean \pm std) of each comparing algorithm in terms of the different number of false positive candidate labels [$r \in \{1, 2, 3\}$]. \bullet/\circ indicates whether the performance of DEMIPL is statistically superior/inferior to the compared algorithm on each dataset (pairwise t-test at a significance level of 0.05).

Algorithm	r	MNIST-MIPL	FMNIST-MIPL	Birdsong-MIPL	SIVAL-MIPL
DEMIPL	1	0.976 \pm 0.008	0.881 \pm 0.021	0.744 \pm 0.016	0.635 \pm 0.041
	2	0.943 \pm 0.027	0.823 \pm 0.028	0.701 \pm 0.024	0.554 \pm 0.051
	3	0.709 \pm 0.088	0.657 \pm 0.025	0.696 \pm 0.024	0.503 \pm 0.018
Mean					
PRODEN	1	0.555 \pm 0.033 \bullet	0.652 \pm 0.033 \bullet	0.303 \pm 0.016 \bullet	0.303 \pm 0.020 \bullet
	2	0.372 \pm 0.038 \bullet	0.463 \pm 0.067 \bullet	0.287 \pm 0.017 \bullet	0.274 \pm 0.022 \bullet
	3	0.285 \pm 0.032 \bullet	0.288 \pm 0.039 \bullet	0.278 \pm 0.006 \bullet	0.242 \pm 0.009 \bullet
RC	1	0.660 \pm 0.031 \bullet	0.697 \pm 0.166 \bullet	0.329 \pm 0.014 \bullet	0.344 \pm 0.014 \bullet
	2	0.577 \pm 0.039 \bullet	0.684 \pm 0.029 \bullet	0.301 \pm 0.014 \bullet	0.299 \pm 0.015 \bullet
	3	0.362 \pm 0.029 \bullet	0.414 \pm 0.050 \bullet	0.288 \pm 0.019 \bullet	0.256 \pm 0.013 \bullet
LWS	1	0.605 \pm 0.030 \bullet	0.702 \pm 0.033 \bullet	0.344 \pm 0.018 \bullet	0.346 \pm 0.014 \bullet
	2	0.431 \pm 0.024 \bullet	0.547 \pm 0.040 \bullet	0.310 \pm 0.014 \bullet	0.312 \pm 0.015 \bullet
	3	0.335 \pm 0.029 \bullet	0.411 \pm 0.033 \bullet	0.289 \pm 0.021 \bullet	0.286 \pm 0.018 \bullet
MaxMin					
PRODEN	1	0.465 \pm 0.023 \bullet	0.358 \pm 0.019 \bullet	0.339 \pm 0.010 \bullet	0.322 \pm 0.018 \bullet
	2	0.338 \pm 0.031 \bullet	0.315 \pm 0.023 \bullet	0.329 \pm 0.016 \bullet	0.295 \pm 0.021 \bullet
	3	0.260 \pm 0.037 \bullet	0.265 \pm 0.031 \bullet	0.305 \pm 0.015 \bullet	0.244 \pm 0.018 \bullet
RC	1	0.518 \pm 0.022 \bullet	0.421 \pm 0.016 \bullet	0.379 \pm 0.014 \bullet	0.304 \pm 0.015 \bullet
	2	0.462 \pm 0.028 \bullet	0.363 \pm 0.018 \bullet	0.359 \pm 0.015 \bullet	0.268 \pm 0.023 \bullet
	3	0.366 \pm 0.039 \bullet	0.294 \pm 0.053 \bullet	0.332 \pm 0.024 \bullet	0.244 \pm 0.014 \bullet
LWS	1	0.457 \pm 0.028 \bullet	0.346 \pm 0.033 \bullet	0.349 \pm 0.013 \bullet	0.345 \pm 0.013 \bullet
	2	0.351 \pm 0.043 \bullet	0.323 \pm 0.031 \bullet	0.336 \pm 0.013 \bullet	0.314 \pm 0.019 \bullet
	3	0.274 \pm 0.037 \bullet	0.267 \pm 0.034 \bullet	0.307 \pm 0.016 \bullet	0.268 \pm 0.019 \bullet

Table 6: Classification accuracy (mean \pm std) of each comparing algorithm on the real-world datasets. \bullet/\circ indicates whether the performance of DEMIPL is statistically superior/inferior to the compared algorithm on each dataset (pairwise t-test at a significance level of 0.05).

Algorithm	CRC-MIPL-Row	CRC-MIPL-SBN	CRC-MIPL-KMeansSeg	CRC-MIPL-SIFT
DEMIPL	0.408 \pm 0.010	0.486 \pm 0.014	0.521 \pm 0.012	0.532 \pm 0.013
Mean				
PRODEN	0.405 \pm 0.012	0.515 \pm 0.010 \circ	0.512 \pm 0.014 \bullet	0.352 \pm 0.015 \bullet
RC	0.290 \pm 0.010 \bullet	0.394 \pm 0.010 \bullet	0.304 \pm 0.017 \bullet	0.248 \pm 0.008 \bullet
LWS	0.360 \pm 0.008 \bullet	0.440 \pm 0.009 \bullet	0.422 \pm 0.035 \bullet	0.338 \pm 0.009 \bullet
MaxMin				
PRODEN	0.453 \pm 0.009 \circ	0.529 \pm 0.010 \circ	0.563 \pm 0.011 \circ	0.294 \pm 0.008 \bullet
RC	0.347 \pm 0.013 \bullet	0.432 \pm 0.008 \bullet	0.366 \pm 0.010 \bullet	0.204 \pm 0.008 \bullet
LWS	0.381 \pm 0.011 \bullet	0.442 \pm 0.009 \bullet	0.335 \pm 0.049 \bullet	0.287 \pm 0.009 \bullet

dataset exhibits relatively simple features. This suggests that linear models are sufficient to achieve satisfactory results given the benchmark dataset, while MLPs might introduce unnecessary complexity.

On real-world datasets, DEMIPL outperforms the compared algorithms in 19 out of 24

cases. When combined with complex image bag generators such as CRC-MIPL-KMeansSeg and CRC-MIPL-SIFT, DEMIPL outperforms the compared algorithms in 11 out of 12 cases. In the majority of cases, the compared algorithms using MLPs demonstrate better performance than those using linear models. However, on the CRC-MIPL-SIFT dataset, the improvement provided by MLPs is not particularly evident and sometimes even leads to a decline in performance. Therefore, when dealing with complex multi-instance features, the bag features obtained through the Mean or MaxMin strategies do not accurately reflect the characteristics of multi-instance bags. This highlights the need for specialized MIPL algorithms to accurately capture the features of multi-instance bags.

Appendix C. Theoretical Analysis

Theorem 1 *In a multi-instance bag \mathbf{X}_i , when the normalized attention score of an instance $\mathbf{x}_{i,j'}$ approaches 1, e.g., $\frac{a_{i,j'}}{\sum_{j=1}^{n_i} a_{i,j}} \rightarrow 1$, the probability of the multi-instance bag \mathbf{X}_i being classified as the c -th class approximately equals to that of the instance $\mathbf{x}_{i,j'}$ belonging to the c -th class.*

Proof 1 *Equation (2) demonstrates that the attention score for each instance ranges between 0 and 1. After normalizing by $\frac{1}{\sum_{j=1}^{n_i} a_{i,j}}$, the sum of attention scores for all instances within a multi-instance bag becomes equal to 1. When the normalized attention score of an instance $\mathbf{x}_{i,j'}$ approaches 1, the normalized attention scores of the remaining instances $\{\mathbf{x}_{i,1}, \mathbf{x}_{i,2}, \dots, \mathbf{x}_{i,n_i}\} \setminus \mathbf{x}_{i,j'}$ approach 0. Based on Equation (3), the aggregated bag-level vector representation $\mathbf{z}_i = \frac{1}{\sum_{j=1}^{n_i} a_{i,j}} \sum_{j=1}^{n_i} a_{i,j} \mathbf{h}_{i,j} \approx \mathbf{h}_{i,j'} = h(\mathbf{x}_{i,j'})$. Therefore, it is confirmed that instances with higher attention scores contribute significantly to the bag-level predictions, underlining the significance of attention mechanisms in MIPL.*

Theorem 1 suggests that high attention scores of individual instances can play a crucial role in determining the bag-level class prediction, emphasizing the significance of accurately capturing and attention scores in MIPL scenarios.

Appendix D. Image Bag Generator

We utilize four image bag generators to extract multi-instance features from the CRC-MIPL dataset. The detailed descriptions of these image bag generators are provided below:

- **Row Generator:** It treats each row of the image as an individual instance. To extract the feature for each instance, the Row generator computes the average RGB color value of the row and the color differences in the rows above and below it.
- **SBN Generator:** It considers each 2×2 blob within the image and includes the RGB color values of the blob itself and its four neighboring blobs as features for each instance. It generates instances by iteratively moving one pixel at a time. However, it should be noted that the SBN generator ignores the feature information at the four corners of the image.
- **KMeansSeg Generator:** It divides the image into K segments or partition blocks. For each segment, it generates a 6-dimensional feature. The first three dimensions represent color values in the YCbCr color space, while the last three dimensions represent values obtained by applying the wavelet transform to the luminance (Y) component of the image.
- **SIFT Generator:** It applies the scale-invariant feature transform (SIFT) algorithm to extract features, which partitions each instance into multiple 4×4 subregions and assigns the gradients of the pixels within these subregions to 8 bins. Consequently, the SIFT generator produces a 128-dimensional feature vector for each instance.

The implementations of the four image bag generators are available at http://www.lamda.nju.edu.cn/code_MIL-BG.ashx.