

The Behavior and Convergence of Local Bayesian Optimization

Kaiwen Wu¹ Kyurae Kim¹ Roman Garnett² Jacob R. Gardner¹

¹University of Pennsylvania ²Washington University in St. Louis
 {kaiwenwu, kyrkim, jacobrg}@seas.upenn.edu garnett@wustl.edu

Abstract

A recent development in Bayesian optimization is the use of local optimization strategies, which can deliver strong empirical performance on high-dimensional problems compared to traditional global strategies. The “folk wisdom” in the literature is that the focus on local optimization sidesteps the curse of dimensionality; however, little is known concretely about the expected behavior or convergence of Bayesian local optimization routines. We first study the behavior of the local approach, and find that the statistics of individual local solutions of Gaussian process sample paths are surprisingly good compared to what we would expect to recover from global methods. We then present the first rigorous analysis of such a Bayesian local optimization algorithm recently proposed by Müller et al. (2021), and derive convergence rates in both the noisy and noiseless settings.

1 Introduction

Bayesian optimization (BO) [8] is among the most well studied and successful algorithms for solving black-box optimization problems, with wide ranging applications from hyperparameter tuning [19], reinforcement learning [16, 23], to recent applications in small molecule [14, 22, 5, 9, 10] and sequence design [21]. Despite its success, the curse of dimensionality has been a long-standing challenge for the framework. Cumulative regret for BO scales exponentially with the dimensionality of the search space, unless strong assumptions like additive structure [12] are met. Empirically, BO has historically struggled on optimization problems with more than a handful of dimensions.

Recently, local approaches to Bayesian optimization have empirically shown great promise in addressing high-dimensional optimization problems [7, 16, 17, 23, 15]. The approach is intuitively appealing: a typical claim is that a local optimum can be found relatively quickly, and exponential sample complexity is only necessary if one wishes to enumerate all local optima. However, these intuitions have not been fully formalized. While global Bayesian optimization is well studied under controlled assumptions [20, 2], little is known about the behavior or convergence properties of local Bayesian optimization in these same settings – the related literature focuses mostly on strong empirical results on real-world applications.

In this paper, we begin to close this gap by investigating the behavior of and proving convergence rates for local BO under the same well-studied assumptions commonly used to analyze global BO. We divide our study of the properties of local BO in to two questions:

- Q1** Using common assumptions (*e.g.*, when the objective function is a sample path from a GP with known hyperparameters), how good are the local solutions that local BO converges to?
- Q2** Under these same assumptions, is there a local Bayesian optimization procedure that is guaranteed to find a local solution, and how quickly can it do so?

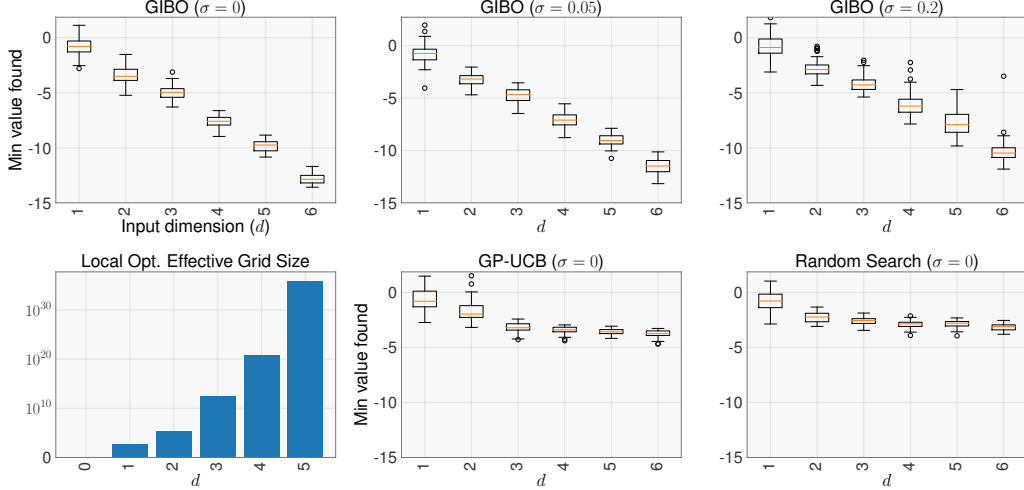


Figure 1: The unreasonable effectiveness of locally optimizing GP sample paths. **(Top row):** Distributions of local solutions found when locally optimizing GP sample paths in various numbers of dimensions, with varying amounts of noise. **(Bottom left):** The minimum sample complexity of grid search required to achieve the median value found by GIBO ($\sigma = 0$) in expectation. **(Bottom middle, right):** The performance of global optimization algorithms GP-UCB and random search in this setting. See §3 for details.

For **Q1**, we find empirically that the behavior of local BO on “typical” high dimensional Gaussian process sample paths is surprising: even a single run of local BO, without random restarts, results in shockingly good objective values in high dimension. Here, we may characterize “surprise” by the minimum equivalent grid search size necessary to achieve this value in expectation (see Figure 1 and more discussions in §3).

For **Q2**, we present the first theoretical convergence analysis of a local BO algorithm, GIBO as presented in [16] with slight modifications. Our results bring in to focus a number of natural questions about local Bayesian optimization, such as the impact of noise and the increasing challenges of optimization as local BO approaches a stationary point.

We summarize our contributions as follows:

1. We provide upper bounds on the uncertainty of the gradient when actively learned using the GIBO procedure described in [16] in both the noisy and noiseless settings.
2. By relating these uncertainty bounds to the bias in the gradient estimate used at each step, we translate these results into convergence rates for both noisy and noiseless functions.
3. We investigate the looseness in our bound by studying the empirical reduction in uncertainty achieved by using the GIBO policy and comparing it to our upper bound.
4. We empirically study the quality of individual stationary points found by Bayesian local optimization on GP sample paths.

2 Background and Related Work

Bayesian optimization. Bayesian optimization (BO) considers minimizing a black-box function f :

$$\underset{\mathbf{x} \in \mathcal{X}}{\text{minimize}} f(\mathbf{x})$$

through potentially noisy function queries $y = f(\mathbf{x}) + \varepsilon$. When relevant to our discussion, we will assume an *i.i.d.* additive Gaussian noise model: $\varepsilon \sim \mathcal{N}(0, \sigma^2)$. To decide which inputs to be evaluated, Bayesian optimization estimates f via a *surrogate model*, which in turn informs a *policy* (usually realized by maximizing an *acquisition function* $\alpha(\mathbf{x})$ over the input space) to identify

evaluation candidates. Selected candidates are then evaluated, and the surrogate model is updated with this new data, allowing the process to repeat with the updated surrogate model.

Gaussian processes. Gaussian processes (GP) are the most commonly used surrogate model class in BO. A Gaussian process $\mathcal{GP}(\mu, k)$ is fully specified by a mean function μ and a covariance function k . For a finite collection of inputs \mathbf{X} , the GP induces a joint Gaussian belief about the function values, $f(\mathbf{X}) \sim \mathcal{N}(\mu(\mathbf{X}), k(\mathbf{X}, \mathbf{X}))$. Standard rules about conditioning Gaussians can then be used to condition the GP on a dataset \mathcal{D} , resulting in an updated posterior process reflecting the information contained in these observations:

$$f_{\mathcal{D}} \sim \mathcal{GP}(\mu_{\mathcal{D}}, k_{\mathcal{D}}). \quad (1)$$

Existing bounds for global BO. Srinivas et al. [20] proved the first sublinear cumulative regret bounds of a global BO algorithm, GP-UCB, in the noisy setting. Their bounds have an exponential dependency on the dimension, a result that is generally unimproved without assumptions on the function structure like an additive decomposition [12]. This exponential dependence can be regarded as a consequence of the curse of dimensionality. In one dimension, Scarlett [18] has characterized the optimal regret bound (up to a logarithmic factor), and GP-UCB is near-optimal in the case of the RBF kernel. In the noiseless setting, improved convergence rates have been developed under additional assumptions. For example, De Freitas et al. [4] proved exponential convergence by assuming f is locally quadratic in a neighborhood around the global optimum, and Kawaguchi et al. [13] proved an exponential simple regret bound under an additional assumption that the optimality gap $f(\mathbf{x}) - f(\mathbf{x}^*)$ is bounded by a semi-metric.

Gaussian process derivatives. A key fact about Gaussian process models that we will use is that they naturally give rise to gradient estimation. If f is Gaussian process distributed, $f \sim \mathcal{N}(\mu, k)$, and k is differentiable, then the gradient process ∇f also is also (jointly) distributed as a GP. Noisy observations \mathbf{y} at arbitrary locations \mathbf{X} and the gradient measured at an arbitrary location \mathbf{x} are jointly distributed as:

$$\begin{pmatrix} \mathbf{y} \\ \nabla f(\mathbf{x}) \end{pmatrix} \sim \mathcal{N} \left(\begin{pmatrix} \mu(\mathbf{X}) \\ \nabla \mu(\mathbf{x}) \end{pmatrix}, \begin{pmatrix} k(\mathbf{X}, \mathbf{X}) + \sigma^2 \mathbf{I} & k(\mathbf{X}, \mathbf{x}) \nabla^\top \\ \nabla k(\mathbf{x}, \mathbf{X}) & \nabla k(\mathbf{x}, \mathbf{x}) \nabla^\top \end{pmatrix} \right).$$

This property allows probabilistic modeling of the gradient given noisy function observations. The gradient process conditioned on observations \mathcal{D} is distributed as a Gaussian process:

$$\nabla f \mid \mathcal{D} \sim \mathcal{N}(\nabla \mu_{\mathcal{D}}, \nabla k_{\mathcal{D}} \nabla^\top).$$

3 How Good are Local Solutions?

Several local Bayesian optimization algorithms have been proposed recently as an alternative to global Bayesian optimization due to their favourable empirical sample efficiency [7, 16, 17]. The common idea is to utilize the surrogate model to iteratively search for *local* improvements around some current input \mathbf{x}_t at iteration t . For example, Eriksson et al. [7] centers a hyper-rectangular trust region on \mathbf{x}_t (typically taken to be the best input evaluated so far), and searches locally within the trust region. Other methods like those of Müller et al. [16] or Nguyen et al. [17] improve the solution \mathbf{x}_t locally by attempting to identify descent directions \mathbf{d}_t so that \mathbf{x}_t can be updated as $\mathbf{x}_{t+1} = \mathbf{x}_t + \eta_t \mathbf{d}_t$.

Before choosing a particular local BO method to study the convergence of formally, we begin by motivating the high level philosophy of local BO by investigating the quality of individual local solutions in a controlled setting. Specifically, we study the local solutions of functions f drawn from Gaussian processes with known hyperparameters. Note that this is substantially different from the experiment originally conducted in Müller et al. [16], where they condition a Gaussian process on 1000 examples and use the posterior mean as an objective. In this setting, Gaussian process sample paths can be drawn as differentiable functions adapting the techniques described in Wilson et al. [25].

To get a sense of scale for the optimum, we first analyze roughly how well one might expect a simple grid search baseline to do with varying sample budgets. A well known fact about the order statistics of Gaussian random variables is the following:

Remark 1 (e.g., [6, 11]). *Let X_1, X_2, \dots, X_n be possibly correlated Gaussian random variables with marginal variance s^2 , and let $Y = \max\{X_i\}$. Then*

$$\mathbb{E}[Y] \leq s\sqrt{2 \log n}.$$

Algorithm 1: A Local Bayesian Optimization Algorithm

Input: A black-box function f .

for $t = 1, 2, \dots, T$ **do**

$\mathbf{X} = \operatorname{argmin}_{\mathbf{Z}} \alpha_{\text{trace}}(\mathbf{x}_t, \mathbf{Z})$ subject to $\mathbf{Z} \in \mathbb{R}^{b_t \times d}$ // b_t is the batch size
 evaluate the black-box function f on \mathbf{X} , obtaining (possibly noisy) measurements \mathbf{y}
 $\mathcal{D}_t = \mathcal{D}_{t-1} \cup (\mathbf{X}, \mathbf{y})$ // add the observations (\mathbf{X}, \mathbf{y}) to the training data
 $\mathbf{x}_{t+1} = \mathbf{x}_t - \eta_t \nabla \mu_{\mathcal{D}_t}(\mathbf{x}_t)$

end

This result directly implies an upper bound on the expected maximum (or minimum by symmetry) of a grid search with n samples.

With this, we now turn to evaluating the quality of local solutions. To do this, we optimize 50 sample paths starting from $\mathbf{x} = \mathbf{0}$ from a centered Gaussian process with a RBF kernel (unit outputscale and unit lengthscale) using a variety of observation noise standard deviations σ . We then run iterations of local Bayesian optimization (as described later in Algorithm 1) to convergence or until an evaluation budget of 5000 is reached. In the noiseless setting ($\sigma = 0$), we modify Algorithm 1 to pass our gradient estimates to BFGS rather than applying the standard gradient update rule for efficiency.

We repeat this procedure for $d \in \{1, 5, 10, 20, 30, 50\}$ dimensions and $\sigma \in \{0, 0.05, 0.2\}$ and display results in Figure 1. For each dimension, we plot the distribution of single stationary points found from each of the 50 trials as a box plot. In the noiseless setting, we find that by $d = 50$, a single run of local optimization (*i.e.*, without random restarts) is able to find a median objective value of -12.9 , corresponding to a grid size of at least $n = 10^{36}$ to achieve this value in expectation!

For completeness, we provide results of running GP-UCB and random search also with budgets of 5000 and confirm the effectiveness of local optimization in high dimensions.

4 A Local Bayesian Optimization Algorithm

The study above suggests that, under assumptions commonly used to theoretically study the performance of Bayesian optimization, finding even a single local solution is surprisingly effective. The natural next question is whether and how fast we can find them. To understand the convergence of local BO, we describe a prototypical local Bayesian optimization algorithm that we will analyze in Algorithm 1. Algorithm 1 is nearly identical to GIBO as described in [16], with the exception that at iteration t the batch size b_t may vary.

Define $k_{\mathcal{D} \cup \mathbf{Z}}(\mathbf{x}_t, \mathbf{x}_t) = k_{\mathcal{D}}(\mathbf{x}_t, \mathbf{x}_t) - k_{\mathcal{D}}(\mathbf{x}_t, \mathbf{Z})(k_{\mathcal{D}}(\mathbf{Z}, \mathbf{Z}) + \sigma^2 \mathbf{I})^{-1} k_{\mathcal{D}}(\mathbf{Z}, \mathbf{x}_t)$. Namely, $k_{\mathcal{D} \cup \mathbf{Z}}(\cdot, \cdot)$ is the posterior covariance function conditioned on the data \mathcal{D} as well as new inputs \mathbf{Z} . Crucially, observe that the posterior covariance of a GP does not depend on the labels \mathbf{y} , hence the compact notation $k_{\mathcal{D} \cup \mathbf{Z}}$. The acquisition function α_{trace} of GIBO is defined as

$$\alpha_{\text{trace}}(\mathbf{x}, \mathbf{Z}) = \operatorname{tr}(\nabla k_{\mathcal{D} \cup \mathbf{Z}}(\mathbf{x}_t, \mathbf{x}_t) \nabla^\top), \quad (2)$$

which is the trace of the derivative posterior covariance conditioned on the training data \mathcal{D} and candidate designs \mathbf{Z} .

The posterior covariance $\nabla k_{\mathcal{D}}(\mathbf{x}_t, \mathbf{x}_t) \nabla^\top$ quantifies the uncertainty in the gradient $\nabla f(\mathbf{x}_t)$. By minimizing the acquisition function $\alpha_{\text{trace}}(\mathbf{x}_t, \mathbf{Z})$ over \mathbf{Z} , we actively search for designs \mathbf{Z} that minimize the one-step look-ahead uncertainty, where the uncertainty is measured by the trace of the posterior covariance matrix. After selecting a set of locations \mathbf{Z} , the algorithm queries the (noisy) function values at \mathbf{Z} , and updates the dataset. The algorithm then follows the (negative) expected gradient $\nabla \mu_{\mathcal{D}_t}(\mathbf{x}_t)$ to improve the current iterate \mathbf{x}_t , and the process repeats.

5 Convergence Results

In light of the strong motivation we now have for local Bayesian optimization, we will now establish convergence guarantees for the simple local Bayesian optimization routine outlined in the previous section, in both the noiseless and noisy setting. We first pause to establish some notation and a few definitions and assumptions that will be used throughout our results.

Notation. Let $\mathcal{X} \subset \mathbb{R}^d$ be a compact domain (e.g., $\mathcal{X} = [0, 1]^d$). Let \mathcal{H} be a reproducing kernel Hilbert space (RKHS) on \mathcal{X} equipped with a reproducing kernel $k(\cdot, \cdot)$. We use $\|\cdot\|$ to denote the Euclidean norm and $\|\cdot\|_{\mathcal{H}}$ to denote the RKHS norm. The minimum of a continuous function f defined on a compact domain \mathcal{X} is denoted as $f^* = \min_{\mathbf{x} \in \mathcal{X}} f(\mathbf{x})$.

In our convergence results, we make the following assumption about the kernel k . Many commonly used kernels satisfy this assumption, e.g., the RBF kernel and Matérn kernel with $\nu > 2$.

Assumption 1. *The kernel k is stationary, four times continuously differentiable, strictly positive definite, and bounded: $\max_{\mathbf{x} \in \mathcal{X}} k(\mathbf{x}, \mathbf{x}) \leq 1$.*

We also define a particular (standard) smoothness measure that will be useful for proving convergence.

Definition 1 (Smoothness). *A function f is β -smooth if and only if for all $\mathbf{x}_1, \mathbf{x}_2 \in \mathcal{X}$, we have:*

$$\|\nabla f(\mathbf{x}_1) - \nabla f(\mathbf{x}_2)\| \leq \beta \|\mathbf{x}_1 - \mathbf{x}_2\|.$$

Next, we define the notion of an *error function*, which quantifies the maximum achievable reduction in uncertainty about the gradient at $\mathbf{x} = 0$ using a set of b points \mathbf{Z} and no other data (compare to the acquisition function in (2)).

Definition 2 (Error function). *Given input dimensionality d , kernel k and noise standard deviation σ , we define the following error function:*

$$E_{d,k,\sigma}(b) = \inf_{\mathbf{Z} \in \mathbb{R}^{b \times d}} \text{tr} \left(\nabla k(\mathbf{0}, \mathbf{0}) \nabla^\top - \nabla k(\mathbf{0}, \mathbf{Z}) (k(\mathbf{Z}, \mathbf{Z}) + \sigma^2 \mathbf{I})^{-1} k(\mathbf{Z}, \mathbf{0}) \nabla^\top \right).$$

5.1 Convergence in the Noiseless Setting

We first prove the convergence of Algorithm 1 with noiseless observations, i.e., $\sigma = 0$. Where necessary, the inverse kernel matrix $k_{\mathcal{D}}(\mathbf{Z}, \mathbf{Z})^{-1}$ should be interpreted as the pseudoinverse. In this section, we will assume the ground truth function f is a function in the RKHS with bounded norm. This assumption is standard in the literature [e.g., 2, 20], and the results presented here ultimately extend trivially to the other assumption commonly made (that f is a GP sample path).

Assumption 2. *The ground truth function f is in \mathcal{H} with bounded norm $\|f\|_{\mathcal{H}} \leq B$.*

Because k is four times continuously differentiable, f is twice continuously differentiable. Furthermore, on a compact domain \mathcal{X} , f is guaranteed to be β -smooth for some constant β (see Lemma 6 for a complete explanation). To prove the convergence of Algorithm 1, we will show the posterior mean gradient $\nabla \mu_{\mathcal{D}}$ is an approximation of the ground truth gradient ∇f .

By using techniques in meshless data approximation [e.g., 24, 3], we prove the following error bound, which precisely relates the gradient approximation error and the posterior covariance trace.

Lemma 1. *For any $f \in \mathcal{H}$, the following inequality*

$$\|\nabla f(\mathbf{x}) - \nabla \mu_{\mathcal{D}}(\mathbf{x})\|^2 \leq \text{tr}(\nabla k_{\mathcal{D}}(\mathbf{x}, \mathbf{x}) \nabla^\top) \|f\|_{\mathcal{H}}^2 \quad (3)$$

holds for all $\mathbf{x} \in \mathcal{X}$.

Since f has bounded norm $\|f\|_{\mathcal{H}} \leq B$, the right hand side of (3) is a multiple of the posterior covariance trace, which resembles the acquisition function (2). Indeed, the acquisition function (2) can be interpreted as minimizing the one-step look-ahead worst-case gradient estimation error in the RKHS \mathcal{H} , which justifies GIBO from a different perspective.

Next, we provide a characterization of the error function $E_{d,k,0}$ under the noise-free assumption $\sigma = 0$. This characterization is useful, which will be used to express the convergence rate.

Lemma 2. *For $\sigma = 0$, the error function is bounded by $E_{d,k,0}(b) \leq C \max\{0, 1 + d - b\}$.*

With all preparation needed, we are ready to present the convergence rate of Algorithm 1 under noiseless observations.

Theorem 1. *Let $f \in \mathcal{H}$ whose smoothness constant is β . Running Algorithm 1 with constant batch size $b_t = b$ and step size $\eta_t = \frac{1}{\beta}$ for T iterations outputs a sequence satisfying*

$$\min_{1 \leq t \leq T} \|\nabla f(\mathbf{x}_t)\|^2 \leq \frac{1}{T} (2\beta (f(\mathbf{x}_1) - f^*)) + B^2 E_{d,k,0}(b). \quad (4)$$

As $T \rightarrow \infty$, the first term in the right hand side of (4) decays to zero, but the second term may not. Thus, with constant batch size b , Algorithm 1 converges to a region where the gradient norm squared is upper bounded by $B^2 E_{d,k,0}(b)$ with convergence speed $\mathcal{O}(\frac{1}{T})$. An important special case occurs when the batch size $b_t = d + 1$ in every iteration. In this case, $E_{d,k,0}(b) = 0$ by Lemma 2 and the algorithm converges to a stationary point with rate $\mathcal{O}(\frac{1}{T})$.

Corollary 1. *Under the same assumptions of Theorem 1, using batch size $b_t = d + 1$, we have*

$$\min_{1 \leq t \leq T} \|\nabla f(\mathbf{x}_t)\|^2 \leq \frac{1}{T} (2\beta(f(\mathbf{x}_1) - f^*)).$$

Therefore, the total number of samples $n = \mathcal{O}(dT)$ and the squared gradient norm $\|\nabla f(\mathbf{x}_t)\|^2$ converges to zero at the rate $\mathcal{O}(d/n)$.

We highlight that the rate is linear with respect to the input dimension d . Thus, as expected, local Bayesian optimization finds a stationary point in the noiseless setting with significantly better non-asymptotic rates in d than global Bayesian optimization finds the global optimum. Of course, the fast convergence rate of Algorithm 1 is at the notable cost of not finding the global minimum. However, as Figure 1 demonstrates and as discussed in §3, a single stationary point already does very well under the assumptions used in both analyses.

We note that the results in this section can be extended to the GP sample path assumption as well. Due to space constraint, we defer the result to Theorem 4 in the appendix.

5.2 Convergence in the Noisy Setting

We now turn our attention to the more challenging and interesting setting where the observation noise $\sigma > 0$. We analyze convergence under the following assumption, which is a common assumption in the literature [e.g., 20, 4]:

Assumption 3. *The objective function f is a sample from a GP, $f \sim \mathcal{GP}(\mu, k)$ with known mean function, covariance function, and hyperparameters. Observations of the objective function y are made with added Gaussian noise of known variance, $y = f(\mathbf{x}) + \varepsilon$, $\varepsilon \sim \mathcal{N}(0, \sigma^2)$.*

Since the kernel k is four times continuously differentiable, f is almost surely smooth.

Lemma 3. *For $0 < \delta < 1$, there exists a constant $\beta > 0$ such that f is β -smooth w.p. at least $1 - \delta$.*

Challenges. The addition of observation noise introduces two important challenges. First, by the sample path assumption, we have:

$$\nabla f(\mathbf{x}_t) \sim \mathcal{N}(\nabla \mu_{\mathcal{D}_t}(\mathbf{x}_t), \nabla k_{\mathcal{D}_t}(\mathbf{x}_t, \mathbf{x}_t) \nabla^\top).$$

Thus, the posterior mean gradient $\nabla \mu_{\mathcal{D}_t}(\mathbf{x}_t)$ is an approximation of the ground truth gradient $\nabla f(\mathbf{x}_t)$. The approximation error is quantified by the posterior variance $\nabla k_{\mathcal{D}_t}(\mathbf{x}_t, \mathbf{x}_t) \nabla^\top$. For any f , we emphasize that the posterior mean gradient $\nabla \mu_{\mathcal{D}_t}(\mathbf{x}_t)$ is therefore *biased* whenever the posterior variance is nonzero. Unfortunately, because of noise $\sigma > 0$, this is always true for any finite data \mathcal{D}_t . Thus, the standard analysis of stochastic gradient descent does not apply, as it typically assumes the stochastic gradient is *unbiased*.

The second challenge is that noise directly makes numerical gradient estimation challenging. To build intuition, consider a finite differencing rule that approximates

$$\frac{\partial f}{\partial [\mathbf{x}]_i} \approx \frac{1}{2h} [f(\mathbf{x} + h_i) - f(\mathbf{x} - h_i)].$$

In order to reduce the $\mathcal{O}(h^2)$ gradient bias, we need to reduce h . However, because observations of f are made with noise, the noise inherit too both evaluations of f is amplified by $\frac{1}{2h}$ as $h \rightarrow 0$.

We first present a general convergence rate for Algorithm 1 that bounds the gradient norm.

Theorem 2. *For $0 < \delta < 1$, suppose f is a GP sample whose smoothness constant is β w.p. at least $1 - \delta$. Algorithm 1 with batch size b_t and step size $\eta_t = \frac{1}{\beta}$ produces a sequence satisfying*

$$\min_{1 \leq t \leq T} \|\nabla f(\mathbf{x}_t)\|^2 \leq \frac{1}{T} (2\beta(f(\mathbf{x}_1) - f^*)) + \frac{1}{T} \sum_{t=1}^T C_t E_{d,k,\sigma}(b_t) \quad (5)$$

with probability at least $1 - 2\delta$, where $C_t = 2 \log((6/\pi^2)(t^2/\delta))$.

The second term $\frac{1}{T} \sum_{t=1}^T C_t E_{d,k,\sigma}(b_t, d)$ in the right hand side of (5) is the average cumulative bias of the gradient. To finish the convergence analysis, we must further bound the error function $E_{d,k,\sigma}(b_t)$. For the RBF kernel, we obtain the following bound:

Theorem 3. *Let $k(\mathbf{x}_1, \mathbf{x}_2) = \exp(-\frac{1}{2} \|\mathbf{x}_1 - \mathbf{x}_2\|^2)$ be the RBF kernel with unit length and output scale. For any $m \in \mathbb{N}$, we have*

$$E_{d,k,\sigma}(2md) \leq d \left(1 + W \left(-\frac{m}{e(m + \sigma^2)} \right) \right),$$

where W denotes the principal branch of the Lambert W function.

By exploiting the Taylor expansion of the Lambert function at $-1/e$, we can bound the error function as $\mathcal{O}(\sigma d^{1.5} b^{-0.5})$; see Lemma 9.¹ The proof technique we use here is to observe that the trace of the posterior gradient covariance conditioned on the optimal design \mathbf{Z}^* (2) is upper bounded by the trace conditioned on *any* design of points \mathbf{Z} . We show that for specific fixed designs (based on finite differencing), the trace can be computed analytically, resulting in the stated upper bounds.

Coupled with Theorem 2, this translates into the following example convergence rates, depending on the batch size used in each iteration:

Corollary 2. *Let k be the RBF kernel. Under the same conditions as Theorem 2, if*

$$b_t = \begin{cases} d \log^2 t; \\ dt; \\ dt^2, \end{cases} \quad \text{then} \quad \min_{1 \leq t \leq T} \|\nabla f(\mathbf{x}_t)\|^2 = \begin{cases} \mathcal{O}(1/T) + \mathcal{O}(\sigma d); \\ \mathcal{O}(\sigma d T^{-\frac{1}{2}} \log T) = \mathcal{O}(\sigma d^{\frac{5}{4}} n^{-\frac{1}{4}} \log n); \\ \mathcal{O}(\sigma d T^{-1} \log^2 T) = \mathcal{O}(\sigma d^{\frac{4}{3}} n^{-\frac{1}{3}} \log^2 n), \end{cases}$$

with probability at least $1 - 2\delta$. Here, T is the total number of iterations and n is the total number of samples queried.

With nearly constant batch size $b_t = d \log^2 t$, Algorithm 1 converges to a region where the gradient norm squared is $\mathcal{O}(\sigma d)$. With linearly increasing batch size, the algorithm converges to a stationary point with rate $\mathcal{O}(\sigma d^{1.25} n^{-0.25} \log n)$, significantly slower than the $\mathcal{O}(d/n)$ rate in the noiseless setting. The quadratic batch size is nearly optimal up to a logarithm factor – increasing the batch size further slows down the rate (see Appendix D for details).

A byproduct of the above result is that, to achieve convergence to a stationary point, the batch size b_t must increase as optimization progresses. We note that this is not an artifact of our theory or our specific realization of local BO, but rather a general fact that’s likely to be *implicitly* true for any local BO routine. For example, a practical implementation of Algorithm 1 might use a constant batch size and a line search subroutine where we update the iterate \mathbf{x}_t only when the (noisy) objective value decreases – otherwise, the iterate \mathbf{x}_t does not change and the algorithm queries more candidates to reduce the bias in the gradient estimate. With this search rule, the batch size is increased repeatedly on any iterate while the search condition fails. With a constant batch size reducing the gradient variance by a comparable amount in any iteration, this results in the *relative* gradient bias increasing as the method converges, and these batch increases becoming increasingly frequent.

We provide two additional remarks on convergence in the noisy setting. First, the convergence rate is significantly slower than in the noiseless setting, highlighting the difficulty presented by noise. Second, when the noise is small, the convergence rate is faster. If $\sigma \rightarrow 0$, the rate is dominated by a lower-order term in the big \mathcal{O} notation, recovering the $\mathcal{O}(\frac{1}{T})$ rate in the noiseless setting (see Appendix D for details). This is in sharp contrast with the existing analysis of BO algorithms. Existing convergence proofs in the noisy setting rely on analyzing the information gain, which is vacuous when $\sigma \rightarrow 0$, requiring new tools. It is interesting that no new tools are required here.

6 Additional Experiments

In this section, we investigate numerically the convergence rates of our approach and study situations where the assumptions are violated. We focus on analytical experiments, because the excellent empirical performance of local BO methods on high dimensional real world problems has been well established in prior work [e.g., 7, 16, 17, 23].

¹We suspect a similar bound, possibly with a different rate, holds for the Matérn kernel.

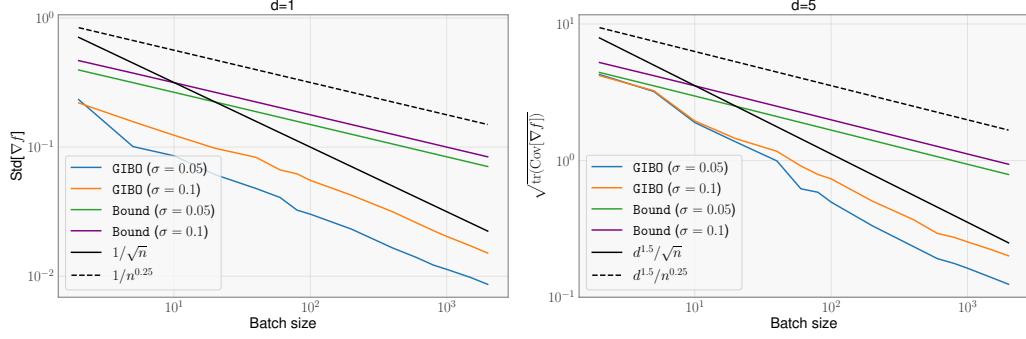


Figure 2: Comparing the empirical reduction in derivative variance achieved by GIBO compared to our bound derived in Theorem 3. For comparison, we additionally plot the $d^{1.5}/n^{0.25}$ rate implied by the Taylor expansion, as well as $d^{1.5}/\sqrt{n}$, which would result in our final rates matching typical SGD convergence rates except for the factor d cost of estimating the derivative rather than computing it.

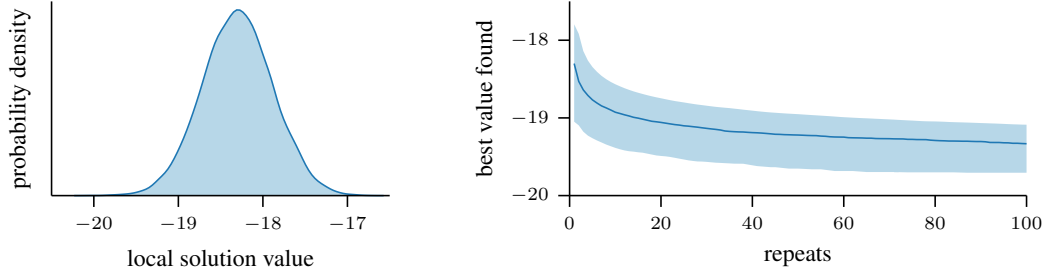


Figure 3: The performance of random restart on a GP sample path in 100 dimensions. **Left:** a density plot for the minimum value found on a single restart (compare with Figure 1). **Right:** the median and a 90% confidence interval for the best value found after a given number of random restarts.

6.1 How loose are our convergence rates?

Our convergence proofs are divided into three parts: (a) upper bounding the gradient estimation error $\|\nabla f(\mathbf{x}) - \nabla \mu_{\mathcal{D}}(\mathbf{x})\|$ by the trace of posterior derivative covariance (e.g., Lemmas 1 and 8); (b) bounding the trace of posterior derivative covariance by the error function $E_{d,k,\sigma}$ and analyze error function's decay rate in terms of batch size (see Lemma 2 and theorem 3); (c) analyzing the biased gradient update (see Lemma 4). We conjecture that part (a) and part (c) are tight. For example, in both Lemma 1 and Lemma 4, there exist functions that attain exact equality. However, our analysis in part (b) can likely be improved due to the use of fixed designs as an analysis tool as discussed above (Theorem 3). In Figure 2, we plot the empirical reduction in derivative variance achieved by GIBO on $d = 1$ and $d = 5$ dimensional functions with observation noise standard deviation 0.05 and 0.1.

Empirically, we find that the GIBO designs do indeed result in asymptotically faster variance reduction than our bound implies. If the true GIBO rate is close to $1/\sqrt{n}$ as our empirical results may suggest, then this would result in rates matching SGD, other than the d -dependent penalty of having to estimate gradients. Because (a) and (c) are likely tight, we conjecture this rate would be tight.

6.2 What is the effect of multiple restarts?

In §3, we analyze local solutions found by a single run on different GP sample paths. Here, we investigate the impact of performing *multiple* restarts on the same sample path. In Figure 3, we plot (left) a kernel density estimate of the local solution found for a series of 10 000 random restarts, and (right) the best value found after several restarts with a 90% confidence interval. We make two observations. First, the improvement of running 10–20 restarts over a single restart is still significant: the Gaussian tails involved here render a difference of ± 1 in objective value relatively large. Second, the improvement of multiple restarts saturates relatively quickly. This matches empirical observations

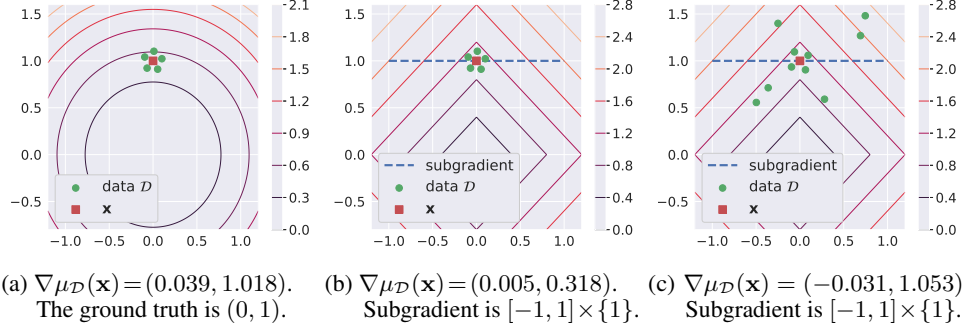


Figure 4: Estimating the “derivative” at $\mathbf{x} = (0, 1)$ in three different settings. **Left:** $f(\mathbf{x}) = \frac{1}{2} \|\mathbf{x}\|^2$. With $n = 5$ samples, the posterior mean gradient is close to the ground truth. **Middle:** $f(\mathbf{x}) = \|\mathbf{x}\|_1$. The ℓ_1 norm is not differentiable at $(0, 1)$. With exactly the same samples as the left panel, the posterior mean gradient has higher error. **Right:** $f(\mathbf{x}) = \|\mathbf{x}\|_1$. Increasing the sample size to $n = 10$ decreases the estimation error.

made when using local BO methods on real world problems, where optimization is often terminated after (at most) a handful of restarts.

6.3 What if the objective function is non-differentiable?

In this section, we investigate what happens when f is not differentiable – a setting ruled out in our theory by Assumption 1. In this case, what does the posterior mean gradient $\nabla \mu_{\mathcal{D}}$ learn from the oracle queries? To answer this question, we consider the ℓ_1 norm function $\mathbf{x} \mapsto \|\mathbf{x}\|_1$ in two dimensions, which is non-differentiable when either x_1 or x_2 is zero. The ℓ_1 norm is convex and thus its subdifferential is defined as

$$\partial \|\mathbf{x}\|_1 = \{\mathbf{g} \in \mathbb{R}^2 : \|\mathbf{g}\|_{\infty} \leq 1, \mathbf{g}^{\top} \mathbf{x} = \|\mathbf{x}\|_1\}.$$

In Figure 4, we use the posterior mean gradient $\nabla \mu_{\mathcal{D}}$ to estimate the (sub)gradient at $(0, 1)$. As a comparison, we also show the result for the differentiable quadratic function $\mathbf{x} \mapsto \frac{1}{2} \|\mathbf{x}\|^2$. Comparing Figures 4(a) and 4(b), we observe that the ℓ_1 norm has higher estimation error than the Euclidean norm despite using exactly the same set of queries. This might suggest that non-differentiability increases the sample complexity of learning the “slope” of the function. However, we note that increasing the sample size to $n = 10$ eventually results in a $\nabla \mu_{\mathcal{D}}(\mathbf{x})$ much closer to the subgradient (see Figure 4(c)).

7 Discussion and Open Questions

For prototypical functions such as GP sample paths with RBF kernel, the local solutions discovered by local Bayesian optimization routines in high dimension are of surprisingly high quality. This motivates the theoretical study of these routines, which to date has been somewhat neglected. Here we have established the convergence of a recently proposed local BO algorithm, GIBO, in both the noiseless and noisy settings. The convergence rates are polynomial in *both* the number of samples and the input dimension, supporting the obvious intuitive observation that finding local optima is easier than finding the global optimum.

Our developments in this work leave a number of clear open questions. It is not clear whether solutions from local optimization perform so well because the landscape is inherently easy (*e.g.*, all stationary points are good approximation of the global minimum) or because the local BO has an unknown algorithmic bias that helps it avoid bad stationary points. This question calls for analysis of the landscape of GP sample paths (or the RKHS). Additionally, we conjecture that our convergence rates are not yet tight; §6.1 suggests that there is likely room for improvement.

In practice, while existing lower bounds imply that any algorithm seeking to use local BO as a subroutine to discover the global optimum will ultimately face the same exponential-in- d sample complexities as other methods, our results strongly suggest that, indeed as explored empirically in the literature, local solutions can not only be found, but can be surprisingly competitive.

References

- [1] Ahmad Ajalloeian and Sebastian U Stich. *On the convergence of sgd with biased gradients*. arXiv preprint arXiv:2008.00051. 2020.
- [2] Adam D. Bull. “Convergence Rates of Efficient Global Optimization Algorithms”. In: *Journal of Machine Learning Research* 12.88 (2011), pp. 2879–2904.
- [3] Oleg Davydov and Robert Schaback. “Error bounds for kernel-based numerical differentiation”. In: *Numerische Mathematik* 132 (2016), pp. 243–269.
- [4] Nando De Freitas, Alex Smola, and Masrour Zoghi. “Exponential regret bounds for Gaussian process bandits with deterministic observations”. In: *Proceedings of the 29th International Conference on Machine Learning*. 2012.
- [5] Aryan Deshwal and Janardhan Rao Doppa. “Combining Latent Space and Structured Kernels for Bayesian Optimization over Combinatorial Spaces”. In: *CoRR* abs/2111.01186 (2021). arXiv: 2111.01186. URL: <https://arxiv.org/abs/2111.01186>.
- [6] Luc Devroye and Gábor Lugosi. *Combinatorial methods in density estimation*. Springer Science & Business Media, 2001.
- [7] David Eriksson, Michael Pearce, Jacob Gardner, Ryan D Turner, and Matthias Poloczek. “Scalable Global Optimization via Local Bayesian Optimization”. In: *Advances in Neural Information Processing Systems*. Vol. 32. 2019.
- [8] Roman Garnett. *Bayesian Optimization*. Cambridge University Press, 2023.
- [9] Rafael Gómez-Bombarelli et al. “Automatic chemical design using a data-driven continuous representation of molecules”. In: *ACS central science* 4.2 (2018), pp. 268–276.
- [10] Antoine Grosnit et al. “High-Dimensional Bayesian Optimisation with Variational Autoencoders and Deep Metric Learning”. In: *CoRR* abs/2106.03609 (2021). arXiv: 2106.03609.
- [11] Gautam Kamath. *Bounds on the expectation of the maximum of samples from a gaussian*. 2015. URL: http://www.gautamkamath.com/writings/gaussian_max.pdf.
- [12] Kirthevasan Kandasamy, Jeff Schneider, and Barnabás Póczos. “High dimensional Bayesian optimisation and bandits via additive models”. In: *International conference on machine learning*. PMLR. 2015, pp. 295–304.
- [13] Kenji Kawaguchi, Leslie Pack Kaelbling, and Tomás Lozano-Pérez. “Bayesian Optimization with Exponential Convergence”. In: *Advances in Neural Information Processing Systems*. Vol. 28. 2015.
- [14] Natalie Maus, Kaiwen Wu, David Eriksson, and Jacob Gardner. “Discovering Many Diverse Solutions with Bayesian Optimization”. In: *Artificial Intelligence and Statistics* (2023).
- [15] Natalie Maus, Haydn T Jones, Juston S Moore, Matt J Kusner, John Bradshaw, and Jacob R Gardner. “Local Latent Space Bayesian Optimization over Structured Inputs”. In: *arXiv preprint arXiv:2201.11872* (2022).
- [16] Sarah Müller, Alexander von Rohr, and Sebastian Trimpe. “Local policy search with Bayesian optimization”. In: *Advances in Neural Information Processing Systems*. Vol. 34. 2021, pp. 20708–20720.
- [17] Quan Nguyen, Kaiwen Wu, Jacob Gardner, and Roman Garnett. “Local Bayesian optimization via maximizing probability of descent”. In: *Advances in Neural Information Processing Systems*. Vol. 35. 2022, pp. 13190–13202.
- [18] Jonathan Scarlett. “Tight Regret Bounds for Bayesian Optimization in One Dimension”. In: *Proceedings of the 35th International Conference on Machine Learning*. Vol. 80. 2018, pp. 4500–4508.
- [19] Jasper Snoek, Hugo Larochelle, and Ryan P Adams. “Practical Bayesian optimization of machine learning algorithms”. In: *Advances in neural information processing systems* 25 (2012).
- [20] Niranjan Srinivas, Andreas Krause, Sham Kakade, and Matthias Seeger. “Gaussian Process Optimization in the Bandit Setting: No Regret and Experimental Design”. In: *Proceedings of the 27th International Conference on Machine Learning*. 2010, pp. 1015–1022.
- [21] Samuel Stanton, Wesley Maddox, Nate Gruver, Phillip Maffettone, Emily Delaney, Peyton Greenside, and Andrew Gordon Wilson. *Accelerating Bayesian Optimization for Biological Sequence Design with Denoising Autoencoders*. 2022. arXiv: 2203.12742 [cs.LG].

- [22] Austin Tripp, Erik A. Daxberger, and José Miguel Hernández-Lobato. “Sample-Efficient Optimization in the Latent Space of Deep Generative Models via Weighted Retraining”. In: *Advances in Neural Information Processing Systems* 33. 2020.
- [23] Linnan Wang, Rodrigo Fonseca, and Yuandong Tian. “Learning search space partition for black-box optimization using monte carlo tree search”. In: *Advances in Neural Information Processing Systems*. Vol. 33. 2020, pp. 19511–19522.
- [24] Holger Wendland. *Scattered data approximation*. Vol. 17. Cambridge university press, 2004.
- [25] James T Wilson, Viacheslav Borovitskiy, Alexander Terenin, Peter Mostowsky, and Marc Peter Deisenroth. “Pathwise conditioning of gaussian processes”. In: *The Journal of Machine Learning Research* 22.1 (2021), pp. 4741–4787.

A Technical Lemmas

The following is a useful lemma for biased gradient updates, which bounds the gradient norm via the cumulative bias. The proof is adapted from a lemma by Ajalloeian and Stich [1, Lemma 2].

Lemma 4. *Let f be β -smooth. Suppose the gradient oracle \mathbf{g}_t has bias bounded by ξ_t in the t -th iteration. Namely, we have $\|\nabla f(\mathbf{x}_t) - \mathbf{g}_t\|^2 \leq \xi_t$ for all $t \geq 0$. Then the update $\mathbf{x}_{t+1} = \mathbf{x}_t - \eta_t \mathbf{g}_t$ with $\eta_t \leq \frac{1}{\beta}$ produces a sequence $\{\mathbf{x}_t\}_{t \geq 0}$ satisfying*

$$\min_{1 \leq t \leq T} \|\nabla f(\mathbf{x}_t)\|^2 \leq \frac{2(f(\mathbf{x}_1) - f^*)}{\sum_{t=1}^T \eta_t} + \frac{\sum_{t=1}^T \eta_t \xi_t}{\sum_{t=1}^T \eta_t}$$

Proof. By β -smoothness, we have

$$f(\mathbf{x}_{t+1}) \leq f(\mathbf{x}_t) + \nabla f(\mathbf{x}_t)^\top (\mathbf{x}_{t+1} - \mathbf{x}_t) + \frac{1}{2} \beta \|\mathbf{x}_{t+1} - \mathbf{x}_t\|^2.$$

Plugging in the update formula $\mathbf{x}_{t+1} = \mathbf{x}_t - \eta_t \mathbf{g}_t$, we have

$$\begin{aligned} f(\mathbf{x}_{t+1}) &\leq f(\mathbf{x}_t) - \eta_t \nabla f(\mathbf{x}_t)^\top \mathbf{g}_t + \frac{1}{2} \beta \eta_t^2 \|\mathbf{g}_t\|^2 \\ &\leq f(\mathbf{x}_t) - \eta_t \nabla f(\mathbf{x}_t)^\top \mathbf{g}_t + \frac{1}{2} \eta_t \|\mathbf{g}_t\|^2 \\ &\leq f(\mathbf{x}_t) - \eta_t \nabla f(\mathbf{x}_t)^\top \mathbf{g}_t + \frac{1}{2} \eta_t \|\mathbf{g}_t - \nabla f(\mathbf{x}_t) + \nabla f(\mathbf{x}_t)\|^2 \\ &\leq f(\mathbf{x}_t) + \frac{1}{2} \eta_t \left(\|\mathbf{g}_t - \nabla f(\mathbf{x}_t)\|^2 - \|\nabla f(\mathbf{x}_t)\|^2 \right) \\ &\leq f(\mathbf{x}_t) - \frac{1}{2} \eta_t \|\nabla f(\mathbf{x}_t)\|^2 + \frac{1}{2} \eta_t \xi_t, \end{aligned}$$

where the first inequality uses β -smoothness; the second inequality uses $\eta_t \leq \frac{1}{\beta}$; the fourth inequality expands the squared Euclidean norm; the last inequality uses the definition of bias. Summing the inequalities for $t = 1, 2, \dots, T$ and rearranging the terms, we have

$$\sum_{t=1}^T \eta_t \|\nabla f(\mathbf{x}_t)\|^2 \leq 2(f(\mathbf{x}_1) - f^*) + \sum_{t=1}^T \eta_t \xi_t.$$

Dividing both sides by $\sum_{t=1}^T \eta_t$ gives

$$\frac{\sum_{t=1}^T \eta_t \|\nabla f(\mathbf{x}_t)\|^2}{\sum_{t=1}^T \eta_t} \leq \frac{2(f(\mathbf{x}_1) - f^*)}{\sum_{t=1}^T \eta_t} + \frac{\sum_{t=1}^T \eta_t \xi_t}{\sum_{t=1}^T \eta_t}.$$

The left hand side is a weighted average, which is greater than the minimum over $1 \leq t \leq T$, which completes the proof. \square

Next, we present a lemma which states that the error function bounds the posterior covariance trace in each iteration of Algorithm 1.

Lemma 5. *In the t -th iteration of Algorithm 1, we have*

$$\text{tr}(\nabla k_{\mathcal{D}_t}(\mathbf{x}_t, \mathbf{x}_t) \nabla^\top) \leq E_{d,k,\sigma}(b_t)$$

Proof. Without loss of generality, we assume $\mathbf{x}_t = \mathbf{0}$. Otherwise, shift the data \mathcal{D}_t and \mathbf{x}_t by $-\mathbf{x}_t$, which does not change the value of the left hand side because of stationarity of the kernel k .

Let $\mathbf{Z} \in \mathbb{R}^{b_t \times d}$ be arbitrary candidates. Then, we have

$$\text{tr}(\nabla k_{\mathcal{D}_{t-1} \cup \mathbf{Z}}(\mathbf{0}, \mathbf{0}) \nabla^\top) \leq \text{tr}(\nabla k(\mathbf{0}, \mathbf{0}) \nabla^\top - \nabla k(\mathbf{0}, \mathbf{Z}) (k(\mathbf{Z}, \mathbf{Z}) + \sigma^2 \mathbf{I})^{-1} k(\mathbf{Z}, \mathbf{0}) \nabla^\top).$$

Because the LHS conditions on both \mathcal{D}_{t-1} and \mathbf{Z} but the RHS only conditions on \mathbf{Z} . Now, we minimize \mathbf{Z} on both sides.

On the one hand, the LHS becomes $\text{tr}(\nabla k_{\mathcal{D}_t}(\mathbf{0}, \mathbf{0}) \nabla^\top)$. This is because \mathcal{D}_t is the union of \mathcal{D}_{t-1} and the minimizer of the acquisition function $\alpha_{\text{trace}}(\mathbf{0}, \mathbf{Z}) = \text{tr}(\nabla k_{\mathcal{D}_{t-1} \cup \mathbf{Z}}(\mathbf{0}, \mathbf{0}) \nabla^\top)$.

On the other hand, the RHS becomes $E_{d,k,\sigma}(b_t)$ by definition of the error function, which completes the proof.

Note that the edge case, where the minimizer of the acquisition function $\arg\min_{\mathbf{Z}} \alpha_{\text{trace}}(\mathbf{0}, \mathbf{Z})$ does not exist (e.g., when $\sigma = 0$), can be handled by a careful limiting argument using the same idea. \square

A.1 Lemmas for the RKHS Assumption

By Assumption 1, the kernel function k is four times continuously differentiable. The following lemma asserts the smoothness of $f \in \mathcal{H}$.

Lemma 6. *Suppose $f \in \mathcal{H}$ maps from a compact domain \mathcal{X} to \mathbb{R} . Then f is β -smooth for some β .*

Proof. Since the kernel k is four times continuously differentiable, f is twice continuously differentiable. On a compact domain \mathcal{X} , the spectral norm of the Hessian $\|\nabla^2 f(\mathbf{x})\|$ has a maximizer. Define $\beta = \max_{\mathbf{x} \in \mathcal{X}} \|\nabla^2 f(\mathbf{x})\|$. Then f is β -smooth. \square

Lemma 1. *For any $f \in \mathcal{H}$, the following inequality*

$$\|\nabla f(\mathbf{x}) - \nabla \mu_{\mathcal{D}}(\mathbf{x})\|^2 \leq \text{tr}(\nabla k_{\mathcal{D}}(\mathbf{x}, \mathbf{x}) \nabla^\top) \|f\|_{\mathcal{H}}^2 \quad (3)$$

holds for all $\mathbf{x} \in \mathcal{X}$.

Proof. This is a simple corollary of a standard result in meshless scattered data approximation [e.g., 24, Theorem 11.4]. The main idea is to express the estimation error as a linear functional, and then compute the operator norm of the linear functional.

Let $\lambda = \delta_{\mathbf{x}} D : \mathcal{H} \rightarrow \mathbb{R}$ be the composition of the evaluation operator and differential operator, i.e. $\lambda f = Df(\mathbf{x})$. Wendland [24, Theorem 11.4] provides a bound on $(\lambda f - \lambda \mu_{\mathcal{D}})^2$:

$$(\lambda f - \lambda \mu_{\mathcal{D}})^2 \leq \lambda^{(1)} \lambda^{(2)} k_{\mathcal{D}}(\cdot, \cdot) \|f\|_{\mathcal{H}}^2,$$

where $\lambda^{(1)}$ applies λ to the first argument of $k_{\mathcal{D}}$ and $\lambda^{(2)}$ applies λ to the second argument of $k_{\mathcal{D}}$.

Pick the linear functional $\lambda : f \mapsto \frac{\partial}{\partial x_i} f(\mathbf{x})$ where $1 \leq i \leq d$. Then, the left hand side becomes $(\lambda f - \lambda \mu_{\mathcal{D}})^2 = (\frac{\partial}{\partial x_i} f(\mathbf{x}) - \frac{\partial}{\partial x_i} \mu_{\mathcal{D}}(\mathbf{x}))^2$. The right hand side $\lambda^{(1)} \lambda^{(2)} k_{\mathcal{D}}(\cdot, \cdot)$ is exactly the i -th diagonal entry of $\nabla k_{\mathcal{D}}(\mathbf{x}, \mathbf{x}) \nabla^\top$. For each i , use the above inequality, and then summing over the coordinates i finishes the proof. \square

A.2 Lemmas for Convergence on GP Sample Paths

In this section, we provide a few lemmas for the GP sample path $f \sim \mathcal{GP}(0, k)$. By Assumption 1, we have the follow lemma which asserts that f is smooth with high probability.

Lemma 3. *For $0 < \delta < 1$, there exists a constant $\beta > 0$ such that f is β -smooth w.p. at least $1 - \delta$.*

Proof. The proof uses the Borell-TIS inequality. Let $f \sim \mathcal{GP}(0, k)$ be a Gaussian process. Provided that $\sup_{\mathbf{x} \in \mathcal{X}} |f(\mathbf{x})|$ is almost surely finite, the Borell-TIS inequality states that

$$\Pr \left(\sup_{\mathbf{x} \in \mathcal{X}} |f(\mathbf{x})| > u + \mathbb{E} \sup_{\mathbf{x} \in \mathcal{X}} |f(\mathbf{x})| \right) \leq \exp \left(-\frac{u^2}{2s^2} \right),$$

where $u > 0$ is an arbitrary positive constant and $s^2 = \sup_{\mathbf{x} \in \mathcal{X}} \mathbb{E} |f(\mathbf{x})|^2$. Namely, if the supremum of f is almost surely finite then the supremum of f is bounded with high probability.

Since k is four time continuously differentiable, the second-order derivative $\frac{\partial^2}{\partial x_i \partial x_j} f$ exists and is almost surely continuous. On a compact domain \mathcal{X} , the supremum $\sup_{\mathbf{x} \in \mathcal{X}} \left| \frac{\partial^2}{\partial x_i \partial x_j} f(\mathbf{x}) \right|$ is almost surely finite. By the Borell-TIS inequality, the expectation $\mathbb{E} \sup_{\mathbf{x} \in \mathcal{X}} \left| \frac{\partial^2}{\partial x_i \partial x_j} f(\mathbf{x}) \right|$ is finite and the

supremum $\sup_{\mathbf{x} \in \mathcal{X}} \left| \frac{\partial^2}{\partial x_i \partial x_j} f(\mathbf{x}) \right|$ is bounded with high probability. Thus, the Frobenius norm of the Hessian $\nabla^2 f(\mathbf{x})$ is bounded with high probability by a union bound. Since the spectral norm of $\nabla f(\mathbf{x})$ can be bounded by its Frobenius norm, the spectral norm of the Hessian $\|\nabla f(\mathbf{x})\|$ is also bounded with high probability, which gives the smoothness constant. \square

The next two lemmas bound the gradient estimation error with high probability.

Lemma 7. *Let $\mathbf{u} \sim \mathcal{N}(\mathbf{0}, \Sigma)$ be a Gaussian vector. Then for any $t > 0$*

$$\Pr(\|\mathbf{u}\| > t) \leq 2 \exp\left(-\frac{t^2}{2\text{tr}(\Sigma)}\right).$$

Proof. This is a standard concentration inequality result, but we give a self-contained proof here for completeness. Denote the spectral decomposition $\Sigma = \mathbf{Q}\mathbf{\Lambda}\mathbf{Q}^\top$. By Markov's inequality, we have

$$\begin{aligned} \Pr(\|\mathbf{u}\| > t) &= \Pr\left(e^{s\|\mathbf{u}\|} > e^{st}\right) \\ &\leq e^{-st} \mathbb{E} e^{s\|\mathbf{u}\|}, \end{aligned}$$

where $s > 0$ is an arbitrary positive constant. Let $\epsilon \sim \mathcal{N}(\mathbf{0}, \mathbf{I})$ be a standard Gaussian variable. Then it is easy to see that $\|\mathbf{u}\| = \|\mathbf{\Lambda}^{\frac{1}{2}} \epsilon\|$. Then, replacing $\|\mathbf{u}\|$ with $\|\mathbf{\Lambda}^{\frac{1}{2}} \epsilon\|$ gives

$$\begin{aligned} \Pr(\|\mathbf{u}\| > t) &\leq e^{-st} \mathbb{E} e^{s\|\mathbf{\Lambda}^{\frac{1}{2}} \epsilon\|} \\ &\leq e^{-st} \mathbb{E} e^{s\|\mathbf{\Lambda}^{\frac{1}{2}} \epsilon\|_1} \\ &= e^{-st} \prod_{i=1}^d \mathbb{E} e^{s\sqrt{\lambda_i} |\epsilon_i|} \\ &\leq 2e^{-st} \prod_{i=1}^d \mathbb{E} e^{s\sqrt{\lambda_i} \epsilon_i} \\ &= 2e^{-st + \frac{1}{2}s^2 \sum_{i=1}^d \lambda_i}, \end{aligned}$$

where the first line plugs in ϵ ; the second line uses $\|\cdot\|_2 \leq \|\cdot\|_1$; the third line is due to independence of ϵ_i ; the fourth line removes the absolute value resulting an extra factor of 2; the last lines uses the moment generating function of ϵ_i . Optimizing the bound over s gives the desired result

$$\Pr(\|\mathbf{u}\| > t) \leq 2e^{-\frac{t^2}{2\sum_{i=1}^d \lambda_i}} = 2 \exp\left(-\frac{t^2}{2\text{tr}(\Sigma)}\right).$$

\square

Lemma 8. *For any $0 < \delta < 1$, let $C_t = 2 \log\left(\frac{\pi^2 t^2}{6\delta}\right)$. Then, the inequalities*

$$\|\nabla f(\mathbf{x}_t) - \nabla \mu_{\mathcal{D}_t}(\mathbf{x}_t)\|^2 \leq C_t \text{tr}(\nabla k_{\mathcal{D}_t}(\mathbf{x}_t, \mathbf{x}_t) \nabla^\top)$$

hold for any $t \geq 1$ with probability at least $1 - \delta$.

Proof. Since $\nabla f(\mathbf{x}_t) \sim \mathcal{N}(\nabla \mu_{\mathcal{D}_t}(\mathbf{x}_t), \nabla k_{\mathcal{D}_t}(\mathbf{x}_t, \mathbf{x}_t) \nabla^\top)$, applying Lemma 7 gives

$$\Pr\left(\|\nabla f(\mathbf{x}_t) - \nabla \mu_{\mathcal{D}_t}(\mathbf{x}_t)\|^2 \geq C_t \text{tr}(\nabla k_{\mathcal{D}_t}(\mathbf{x}_t, \mathbf{x}_t) \nabla^\top)\right) \leq 2 \exp\left(-\frac{1}{2} C_t\right).$$

The particular choice of C_t makes the probability on the right hand side become $\frac{6\delta}{\pi^2 t^2}$. Using the union bound over all $t \geq 1$ and using the infinite sum $\sum_{t=1}^{\infty} \frac{1}{t^2} = \frac{\pi^2}{6}$ finishes the proof. \square

We provide an important remark. The probability in Lemma 8 is taken over the randomness of f and the observation noise. On the other hand, the posterior mean gradient $\nabla \mu_{\mathcal{D}_t}$ is deterministic, since it is conditioned on the data \mathcal{D}_t .

B Bounds on the Error Function $E_{d,k,\sigma}$

Before diving into the proofs, we present some immediate corollaries of Assumption 1 on the kernel. Because k is stationary, the kernel can be written as $k(\mathbf{x}, \mathbf{x}') = \phi(\mathbf{x} - \mathbf{x}')$ for some positive-definite function ϕ . It is easy to see that ϕ is an even function and $\nabla\phi$ is an odd function. In addition, $\mathbf{0}$ is a maximum of ϕ and therefore $\nabla\phi(\mathbf{0}) = \mathbf{0}$. The Hessian $\nabla^2\phi(\mathbf{0})$ is negative semi-definite and let $C = \max_{1 \leq i \leq d} -\partial_i^2\phi(\mathbf{0})$ be the positive constant that bounds the diagonal entries of the negative Hessian $-\nabla^2\phi(\mathbf{0})$.

Observe that $\nabla k(\mathbf{x}, \mathbf{x}') = \nabla\phi(\mathbf{x} - \mathbf{x}')$ and $\nabla k(\mathbf{x}, \mathbf{x}')\nabla^\top = -\nabla^2\phi(\mathbf{x} - \mathbf{x}')$. Denote the first-order partial derivative $\partial_i\phi(\mathbf{x}) = \frac{\partial}{\partial x_i}\phi(\mathbf{x})$ and the second-order partial derivative $\partial_i^2\phi(\mathbf{x}) = \frac{\partial^2}{\partial x_i^2}\phi(\mathbf{x})$.

The following is a bound for the error function $E_{d,k,0}$ for *arbitrary* kernels satisfying Assumption 1 in the noiseless setting.

Lemma 2. *For $\sigma = 0$, the error function is bounded by $E_{d,k,0}(b) \leq C \max\{0, 1 + d - b\}$.*

Proof. The bound holds trivially for $b = 0, 1$. We first focus on the case $2 \leq b \leq d + 1$. Let $\mathbf{z}_0 = \mathbf{0}$ and $\mathbf{z}_i = h\mathbf{e}_i$ where $i = 1, 2, \dots, b-1$, where \mathbf{e}_i is a standard basis vector and $h > 0$ is a constant. Define $\mathbf{Z} = (\mathbf{z}_0 \ \mathbf{z}_1 \ \dots \ \mathbf{z}_{b-1})^\top$. By the definition of the error function, we have

$$\begin{aligned} E_{d,k,0}(b) &\leq \text{tr} \left(\nabla k(\mathbf{0}, \mathbf{0}) \nabla^\top - \nabla k(\mathbf{0}, \mathbf{Z}) k(\mathbf{Z}, \mathbf{Z})^{-1} k(\mathbf{Z}, \mathbf{0}) \nabla^\top \right) \\ &= \sum_{i=1}^d A_{ii} \\ &= C(1 + d - b) + \sum_{i=1}^{b-1} A_{ii}, \end{aligned}$$

where we define $\mathbf{A} = \nabla k(\mathbf{0}, \mathbf{0}) \nabla^\top - \nabla k(\mathbf{0}, \mathbf{Z}) k(\mathbf{Z}, \mathbf{Z})^{-1} k(\mathbf{Z}, \mathbf{0}) \nabla^\top$ and use the fact that $A_{ii} \leq -\partial_i^2\phi(\mathbf{0}) \leq C$, where we recall $C = \max_{1 \leq i \leq d} -\partial_i^2\phi(\mathbf{0})$.

Let us focus on the i -th diagonal entry A_{ii} , where $1 \leq i \leq b-1$. Then we have

$$\begin{aligned} A_{ii} &\leq -\partial_i^2\phi(\mathbf{0}) - (0 \ \partial_i\phi(-h\mathbf{e}_i)) \begin{pmatrix} \phi(\mathbf{0}) & \phi(h\mathbf{e}_i) \\ \phi(h\mathbf{e}_i) & \phi(\mathbf{0}) \end{pmatrix}^{-1} \begin{pmatrix} 0 \\ \partial_i\phi(-h\mathbf{e}_i) \end{pmatrix} \\ &= -\partial_i^2\phi(\mathbf{0}) - \frac{1}{(\phi(\mathbf{0}))^2 - (\phi(h\mathbf{e}_i))^2} (0 \ \partial_i\phi(-h\mathbf{e}_i)) \begin{pmatrix} \phi(\mathbf{0}) & -\phi(h\mathbf{e}_i) \\ -\phi(h\mathbf{e}_i) & \phi(\mathbf{0}) \end{pmatrix} \begin{pmatrix} 0 \\ \partial_i\phi(-h\mathbf{e}_i) \end{pmatrix} \\ &= -\partial_i^2\phi(\mathbf{0}) - \frac{\phi(\mathbf{0}) (\partial_i\phi(h\mathbf{e}_i))^2}{(\phi(\mathbf{0}))^2 - (\phi(h\mathbf{e}_i))^2}, \end{aligned}$$

where the first line is because conditioning on the subset \mathbf{z}_0 and \mathbf{z}_i does not make the posterior smaller. Now let $h \rightarrow 0$ and compute the limit by L'Hôpital's rule. We have

$$\begin{aligned} \lim_{h \rightarrow 0} A_{ii}(h) &= \lim_{h \rightarrow 0} -\partial_i^2\phi(\mathbf{0}) - \frac{\phi(\mathbf{0}) (\partial_i\phi(h\mathbf{e}_i))^2}{(\phi(\mathbf{0}))^2 - (\phi(h\mathbf{e}_i))^2} \\ &= \lim_{h \rightarrow 0} -\partial_i^2\phi(\mathbf{0}) - \frac{\phi(\mathbf{0})}{\phi(\mathbf{0}) + \phi(h\mathbf{e}_i)} \cdot \frac{2\partial_i\phi(h\mathbf{e}_i)\partial_i^2\phi(h\mathbf{e}_i)}{-\partial_i\phi(h\mathbf{e}_i)} \\ &= 0. \end{aligned}$$

Thus letting $h \rightarrow 0$ gives the inequality $E_{d,k,\sigma}(b) \leq C(1 + d - b)$ for $2 \leq b \leq d + 1$. When $d > d + 1$, note that $E_{d,k,\sigma}(b)$ is an decreasing function in b and thus $E_{d,k,\sigma}(b) \leq E_{d,k,\sigma}(d + 1) = 0$. Both cases can be bounded by the expression $C \max\{0, 1 + d - b\}$. \square

Next, we prove a bound on the error function $E_{d,k,\sigma}$ for RBF kernel in the noisy setting.

Theorem 3. *Let $k(\mathbf{x}_1, \mathbf{x}_2) = \exp(-\frac{1}{2} \|\mathbf{x}_1 - \mathbf{x}_2\|^2)$ be the RBF kernel with unit length and output scale. For any $m \in \mathbb{N}$, we have*

$$E_{d,k,\sigma}(2md) \leq d \left(1 + W \left(-\frac{m}{e(m + \sigma^2)} \right) \right),$$

where W denotes the principal branch of the Lambert W function.

Proof. For any $\mathbf{Z} \in \mathbb{R}^{2md \times d}$, the following inequality holds by the definition of error function

$$E_{d,k,\sigma}(b) \leq \text{tr} \left(\nabla k(\mathbf{0}, \mathbf{0}) \nabla^\top - \nabla k(\mathbf{0}, \mathbf{Z}) (k(\mathbf{Z}, \mathbf{Z}) + \sigma^2 \mathbf{I})^{-1} k(\mathbf{Z}, \mathbf{0}) \nabla^\top \right).$$

Denote $\mathbf{A} = \nabla k(\mathbf{0}, \mathbf{0}) \nabla^\top - \nabla k(\mathbf{0}, \mathbf{Z}) (k(\mathbf{Z}, \mathbf{Z}) + \sigma^2 \mathbf{I})^{-1} k(\mathbf{Z}, \mathbf{0}) \nabla^\top$. Then

$$E_{d,k,\sigma} \leq \sum_{i=1}^d A_{ii}.$$

The proof works by constructing a set of designs that upper bound each A_{ii} . Consider the following points $\mathbf{z}_j^{(i)}$ defined as

$$\mathbf{z}_j^{(i)} = \begin{cases} -h\mathbf{e}_i, & j = 1, 2, \dots, m \\ h\mathbf{e}_i, & j = m+1, m+2, \dots, 2m, \end{cases}$$

where $1 \leq i \leq d$. The total number of points is exactly $2md$.

Denote $\mathbf{Z}^{(i)} = \begin{pmatrix} \mathbf{z}_1^{(i)} & \mathbf{z}_2^{(i)} & \dots & \mathbf{z}_m^{(i)} & \mathbf{z}_{m+1}^{(i)} & \dots & \mathbf{z}_{2m}^{(i)} \end{pmatrix}^\top$ the subset of $2m$ points that lie on the i -th axis. Then, the i -th entry A_{ii} can be bounded by

$$A_{ii} \leq -\partial_i^2 \phi(\mathbf{0}) - \partial_i k(\mathbf{0}, \mathbf{Z}^{(i)}) (k(\mathbf{Z}^{(i)}, \mathbf{Z}^{(i)}) + \sigma^2 \mathbf{I})^{-1} \left(\partial_i k(\mathbf{0}, \mathbf{Z}^{(i)}) \right)^\top,$$

since conditioning on only a subset of points $\mathbf{Z}^{(i)}$ would not make the posterior variances smaller (e.g., the posterior covariance is the Schur complement of a positive definite matrix).

First, we compute the inverse of the kernel matrix

$$\begin{aligned} \widehat{\mathbf{K}} &= k(\mathbf{Z}^{(i)}, \mathbf{Z}^{(i)}) + \sigma^2 \mathbf{I} \\ &= \begin{pmatrix} \mathbf{1}\mathbf{1}^\top & \alpha \mathbf{1}\mathbf{1}^\top \\ \alpha \mathbf{1}\mathbf{1}^\top & \mathbf{1}\mathbf{1}^\top \end{pmatrix} + \sigma^2 \mathbf{I}, \end{aligned}$$

where $\alpha = \phi(2h\mathbf{e}_i)$ is a nonnegative constant (we drop the index i in α and $\widehat{\mathbf{K}}$ for notational simplicity). We compute an analytic inverse by first forming its eigendecomposition

$$\widehat{\mathbf{K}} = \mathbf{Q}\mathbf{\Lambda}\mathbf{Q}^\top,$$

where $\mathbf{\Lambda} = \text{diag}(\lambda_1, \lambda_2, \dots, \lambda_{2m})$ and $\mathbf{Q} = (\mathbf{q}_1 \quad \mathbf{q}_2 \quad \dots \quad \mathbf{q}_{2m})$. Observe that:

$$\widehat{\mathbf{K}} = \begin{pmatrix} 1 & \alpha \\ \alpha & 1 \end{pmatrix} \otimes \mathbf{1}\mathbf{1}^\top + \sigma^2 \mathbf{I},$$

where \otimes denotes the Kronecker product. Because the eigenvalues (vectors) of a Kronecker product equal the Kronecker product of the individual eigenvalues (vectors), and because adding a diagonal shift simply shifts the eigenvalues, the top two eigenvalues of $\widehat{\mathbf{K}}$ are $\lambda_1 = m(1 + \alpha) + \sigma^2$ and $\lambda_2 = m(1 - \alpha) + \sigma^2$. The remaining $2m - 2$ eigenvalues are σ^2 . The top two eigenvectors are

$$\mathbf{q}_1 = \frac{1}{\sqrt{2m}} \begin{pmatrix} 1 \\ 1 \end{pmatrix}, \quad \mathbf{q}_2 = \frac{1}{\sqrt{2m}} \begin{pmatrix} 1 \\ -1 \end{pmatrix}.$$

Next, we cope with the term $\partial_i k(\mathbf{0}, \mathbf{Z}^{(i)})$. Define

$$\mathbf{v} = \beta \begin{pmatrix} 1 \\ -1 \end{pmatrix},$$

where $\beta = \partial_i \phi(-h\mathbf{e}_i)$. Then, it is easy to see that

$$\partial_i k(\mathbf{0}, \mathbf{Z}^{(i)}) = \mathbf{v}^\top.$$

Note that \mathbf{v} happens to be an eigenvector of $\hat{\mathbf{K}}$ as well, because $\mathbf{v} \parallel \mathbf{q}_2$. Thus, $\mathbf{Q}^\top \mathbf{v}$ has a simple expression $\mathbf{Q}^\top \mathbf{v} = (0 \quad \sqrt{2m}\beta \quad 0 \quad \dots \quad 0)^\top$. Thus, we have

$$\begin{aligned} A_{ii} &\leq -\partial_i^2 \phi(\mathbf{0}) - \mathbf{v}^\top \mathbf{Q} \mathbf{\Lambda}^{-1} \mathbf{Q}^\top \mathbf{v} \\ &= 1 - \frac{2m\beta^2}{m(1-\alpha) + \sigma^2}. \end{aligned}$$

For RBF kernel, the values of α and β are

$$\begin{aligned} \alpha &= \phi(2h\mathbf{e}_i) = \exp(-2h^2), \\ \beta &= \partial_i \phi(-h\mathbf{e}_i) = \exp(-\frac{1}{2}h^2)h. \end{aligned}$$

Plugging these into the expression, we have

$$\begin{aligned} A_{ii} &\leq 1 - \frac{2m \exp(-h^2) h^2}{m(1 - \exp(-2h^2)) + \sigma^2} \\ &\leq 1 - \frac{2m \exp(-2h^2) h^2}{m(1 - \exp(-2h^2)) + \sigma^2}, \end{aligned}$$

where the second inequality replaces $\exp(-h^2)$ with $\exp(-2h^2)$ in the numerator. The bound holds for arbitrary h . Applying the transformation $h \mapsto \frac{1}{\sqrt{2}}h$, we have

$$A_{ii} \leq 1 - \frac{m \exp(-h^2) h^2}{m(1 - \exp(-h^2)) + \sigma^2}.$$

Now we minimize the right hand side over h . Define $g(x) = 1 - \frac{m e^{-x} x}{m(1 - e^{-x}) + \sigma^2}$, where $x \geq 0$. The derivative is given by:

$$g'(x) = \frac{m(m + (m + \sigma^2)e^x(x - 1))}{(m(e^x - 1) + \sigma^2 e^x)^2}.$$

The unique stationary point is $x^* = 1 + W\left(-\frac{m}{e(m + \sigma^2)}\right)$, where W is the principal branch of the Lambert W function. It is easy to see the stationary point x^* is the global minimizer of $g(x)$ over $\mathbb{R}_{\geq 0}$. Plug x^* into the expression of g . Coincidentally, we have $g(x^*) = 1 + W\left(-\frac{m}{e(m + \sigma^2)}\right)$ as well, i.e. x^* is a fixed point of g .

In summary, we have shown $A_{ii} \leq 1 + W\left(-\frac{m}{e(m + \sigma^2)}\right)$ for each coordinate i . Summing A_{ii} over all d coordinates gives the desired bound $d\left(1 + W\left(-\frac{m}{e(m + \sigma^2)}\right)\right)$. \square

Lemma 9. Let $\sigma > 0$ and W be the principal branch of the Lambert W function. For any $m \in \mathbb{N}$, we have

$$1 + W\left(-\frac{m}{e(m + \sigma^2)}\right) \leq \sqrt{\frac{2\sigma^2}{m + \sigma^2}}.$$

Proof. The problem is reduced to proving

$$1 + W(x) \leq \sqrt{2(1 + ex)}$$

for all $-\frac{1}{e} \leq x \leq 0$. In fact, the RHS is the first-order Taylor expansion of the LHS at $x = -\frac{1}{e}$.

Square both sides. It is equivalent to prove $(1 + W(x))^2 \leq 2(1 + ex)$ for all $x \in [-\frac{1}{e}, 0]$. Define

$$g(x) = (1 + W(x))^2 - 2(1 + ex).$$

The derivative of g in $(-\frac{1}{e}, 0)$ is

$$g'(x) = 2 \frac{W(x)}{x} - 2e.$$

By the definition of the Lambert W function, we have

$$ex = W(x)e^{1+W(x)} < W(x)$$

since $-1 < W(x) < 0$ for $x \in (-\frac{1}{e}, 0)$. Thus, $g'(x) < 0$ for $x \in (-\frac{1}{e}, 0)$ and g is a decreasing function in $[-\frac{1}{e}, 0]$. Observe that $g(-\frac{1}{e}) = 0$. Therefore $g(x) \leq 0$ for all $x \in [-\frac{1}{e}, 0]$, which completes the proof. \square

Combining Theorem 3 and lemma 9, we have shown that $E_{d,k,s}(2md) = \mathcal{O}\left(\sigma d m^{-\frac{1}{2}}\right)$. Equivalently, we have shown that $E_{d,k,s}(b) = \mathcal{O}\left(\sigma d^{\frac{3}{2}} b^{-\frac{1}{2}}\right)$.

C Convergence Proofs

This section proves all theorems and their corollaries in the main paper.

Theorem 1. *Let $f \in \mathcal{H}$ whose smoothness constant is β . Running Algorithm 1 with constant batch size $b_t = b$ and step size $\eta_t = \frac{1}{\beta}$ for T iterations outputs a sequence satisfying*

$$\min_{1 \leq t \leq T} \|\nabla f(\mathbf{x}_t)\|^2 \leq \frac{1}{T} (2\beta (f(\mathbf{x}_1) - f^*)) + B^2 E_{d,k,0}(b). \quad (4)$$

Proof. By Lemma 1 and Assumption 2, we can bound the bias in the iteration t as

$$\|\nabla f(\mathbf{x}_t) - \nabla \mu_{\mathcal{D}_t}(\mathbf{x}_t)\|^2 \leq B^2 \text{tr}(\nabla k_{\mathcal{D}_t}(\mathbf{x}_t, \mathbf{x}_t) \nabla^\top).$$

By Lemma 5, the trace in the RHS can be bounded by the error function $E_{d,k,\sigma}(b)$. Thus, the gradient bias is $B^2 E_{d,k,\sigma}(b)$. Applying Lemma 4 with $\eta_t = \frac{1}{\beta}$ and $\xi_t = B^2 E_{d,k,\sigma}(b)$ finishes the proof. \square

Corollary 1. *Under the same assumptions of Theorem 1, using batch size $b_t = d + 1$, we have*

$$\min_{1 \leq t \leq T} \|\nabla f(\mathbf{x}_t)\|^2 \leq \frac{1}{T} (2\beta (f(\mathbf{x}_1) - f^*)).$$

Therefore, the total number of samples $n = \mathcal{O}(dT)$ and the squared gradient norm $\|\nabla f(\mathbf{x}_t)\|^2$ converges to zero at the rate $\mathcal{O}(d/n)$.

Proof. By Lemma 2, we have $E_{d,k,\sigma}(d+1) = 0$. Plugging it into Theorem 1 gives the rate in the iteration number T . To get the rate in samples n , note that $n = \sum_{t=1}^T (d+1) = (d+1)T$. Plugging $T = \frac{n}{d+1}$ into the rate finishes the proof. \square

Theorem 2. *For $0 < \delta < 1$, suppose f is a GP sample whose smoothness constant is β w.p. at least $1 - \delta$. Algorithm 1 with batch size b_t and step size $\eta_t = \frac{1}{\beta}$ produces a sequence satisfying*

$$\min_{1 \leq t \leq T} \|\nabla f(\mathbf{x}_t)\|^2 \leq \frac{1}{T} (2\beta (f(\mathbf{x}_1) - f^*)) + \frac{1}{T} \sum_{t=1}^T C_t E_{d,k,\sigma}(b_t) \quad (5)$$

with probability at least $1 - 2\delta$, where $C_t = 2 \log((6/\pi^2)(t^2/\delta))$.

Proof. By Lemma 8, we have

$$\|\nabla f(\mathbf{x}_t) - \nabla \mu_{\mathcal{D}_t}(\mathbf{x}_t)\|^2 \leq C_t \text{tr}(\nabla k_{\mathcal{D}_t}(\mathbf{x}_t, \mathbf{x}_t) \nabla^\top)$$

with probability at least $1 - \delta$. The trace on the RHS can be further bounded by the error function $E_{d,k,\sigma}(b_t)$ by Lemma 5. Applying the union bound, with probability at least $1 - 2\delta$, the inequality

$$\|\nabla f(\mathbf{x}_t) - \nabla \mu_{\mathcal{D}_t}(\mathbf{x}_t)\|^2 \leq C_t E_{d,k,\sigma}(b_t)$$

holds for all $t \geq 0$ and f is β -smooth. Applying Lemma 4 with $\eta_t = \frac{1}{\beta}$ and $\xi = C_t E_{d,k,\sigma}(b_t)$ finishes the proof. \square

Corollary 2. *Let k be the RBF kernel. Under the same conditions as Theorem 2, if*

$$b_t = \begin{cases} d \log^2 t; \\ dt; \\ dt^2, \end{cases} \quad \text{then} \quad \min_{1 \leq t \leq T} \|\nabla f(\mathbf{x}_t)\|^2 = \begin{cases} \mathcal{O}(1/T) + \mathcal{O}(\sigma d); \\ \mathcal{O}(\sigma d T^{-\frac{1}{2}} \log T) = \mathcal{O}(\sigma d^{\frac{5}{4}} n^{-\frac{1}{4}} \log n); \\ \mathcal{O}(\sigma d T^{-1} \log^2 T) = \mathcal{O}(\sigma d^{\frac{4}{3}} n^{-\frac{1}{3}} \log^2 n), \end{cases}$$

with probability at least $1 - 2\delta$. Here, T is the total number of iterations and n is the total number of samples queried.

Proof. By Theorem 2, with probability at least $1 - 2\delta$, we have

$$\min_{1 \leq t \leq T} \|\nabla f(\mathbf{x}_t)\|^2 \leq \frac{1}{T} (2\beta (f(\mathbf{x}_1) - f^*)) + \frac{1}{T} \sum_{t=1}^T C_t E_{d,k,\sigma}(b_t)$$

The proof boils down to bounding the average cumulative bias. The full details is in Appendix D. \square

Finally, we present a convergence result for GP sample path under noiseless assumption.

Theorem 4. *For $0 < \delta < 1$, suppose f is a GP sample whose smoothness constant is β with probability at least $1 - \delta$. Assuming $\sigma = 0$, Algorithm 1 with batch size $b_t = d + 1$ and step size $\eta_t = \frac{1}{\beta}$ produces a sequence satisfying*

$$\min_{1 \leq t \leq T} \|\nabla f(\mathbf{x}_t)\|^2 \leq \frac{2\beta(f(\mathbf{x}_1) - f^*)}{T}$$

with probability at least $1 - 2\delta$.

Proof. By Theorem 2, we have

$$\min_{1 \leq t \leq T} \|\nabla f(\mathbf{x}_t)\|^2 \leq \frac{2\beta(f(\mathbf{x}_1) - f^*)}{T} + \frac{1}{T} \sum_{t=1}^T C_t E_{d,k,\sigma}(d+1)$$

with probability at least $1 - 2\delta$. By Lemma 2, $E_{d,k,\sigma}(d+1) = 0$, the second term is essentially zero, which finishes the proof. \square

D Optimizing the Batch Size

In this section, we optimize the batch size in Theorem 2 and give explicit convergence rates for the RBF kernel. The discussion in this section will give a proof for Corollary 2.

For RBF kernel, by Theorems 2 and 3 and lemma 9, we have shown the following bound

$$\begin{aligned} \min_{1 \leq t \leq T} \|\nabla f(\mathbf{x}_t)\|^2 &\lesssim \frac{1}{T} + \frac{1}{T} \sum_{t=1}^T E_{d,k,\sigma}(b_t) \log t \\ &\lesssim \frac{1}{T} + \frac{\sigma d^{\frac{3}{2}}}{T} \sum_{t=1}^T b_t^{-\frac{1}{2}} \log t. \end{aligned}$$

First, we discuss polynomially growing batch size $b_t = dt^\alpha$, where $\alpha > 0$. Then we have

$$\min_{1 \leq t \leq T} \|\nabla f(\mathbf{x}_t)\|^2 \lesssim \frac{1}{T} + \sigma d \cdot \frac{1}{T} \sum_{t=1}^T t^{-\frac{1}{2}\alpha} \log t.$$

We discuss three cases: $0 < \alpha < 2$, $\alpha = 2$ and $\alpha > 2$.

Case 1. When $0 \leq \alpha < 2$, the infinite sum $\sum_{t=1}^T t^{-\frac{1}{2}\alpha} \log t$ diverges. its growth speed is on the order of $\mathcal{O}(T^{1-\frac{1}{2}\alpha} \log T)$. The total number of samples $n = \sum_{t=1}^T b_t = \mathcal{O}(dT^{\alpha+1})$, and thus $T = \mathcal{O}(d^{-\frac{1}{\alpha+1}} n^{\frac{1}{\alpha+1}})$. Thus, the rate is

$$\begin{aligned} \min_{1 \leq t \leq T} \|\nabla f(\mathbf{x}_t)\|^2 &\lesssim T^{-1} + \sigma d \cdot T^{-\frac{1}{2}\alpha} \log T \\ &\lesssim d^{\frac{1}{\alpha+1}} n^{-\frac{1}{\alpha+1}} + \sigma d^{\frac{3\alpha+2}{2(\alpha+1)}} n^{-\frac{\alpha}{2(\alpha+1)}} \log n \\ &\lesssim \sigma d^{\frac{3\alpha+2}{2(\alpha+1)}} n^{-\frac{\alpha}{2(\alpha+1)}} \log n, \end{aligned}$$

where the last inequality uses the fact that the second term dominates the rate when $0 < \alpha < 2$.

Case 2. When $\alpha = 2$, the infinite sum $\sum_{t=1}^T t^{-1} \log t$ diverges. Its growth speed is on the order of $\mathcal{O}(\log^2 T)$. The total number of samples is $n = d \sum_{t=1}^T t^2 = \mathcal{O}(dT^3)$, and thus $T = \mathcal{O}(d^{-\frac{1}{3}} n^{\frac{1}{3}})$. Then the rate is

$$\begin{aligned} \min_{1 \leq t \leq T} \|\nabla f(\mathbf{x}_t)\|^2 &\lesssim \frac{1}{T} + \frac{\sigma d \log^2 T}{T} \\ &\lesssim \sigma d T^{-1} \log^2 T \\ &\lesssim \sigma d^{\frac{4}{3}} n^{-\frac{1}{3}} \log^2 n. \end{aligned}$$

Case 3. When $\alpha > 2$, the infinite sum $\sum_{t=1}^T t^{-\frac{1}{2}\alpha} \log t$ converges to a constant when $T \rightarrow \infty$. The total number of samples $n = \mathcal{O}(dT^{\alpha+1})$. Thus, the rate is

$$\begin{aligned} \min_{1 \leq t \leq T} \|\nabla f(\mathbf{x}_t)\|^2 &\lesssim T^{-1} + \sigma d T^{-1} \\ &\lesssim \sigma d^{\frac{\alpha+2}{\alpha+1}} n^{-\frac{1}{\alpha+1}}. \end{aligned}$$

Note that $\alpha = 2$ achieves the fastest rate $\mathcal{O}(n^{-\frac{1}{3}})$ in terms of samples n .

Now we discuss a batch size with logarithmic growth $b_t = d \log^2 t$. We have

$$\begin{aligned} \min_{1 \leq t \leq T} \|\nabla f(\mathbf{x}_t)\|^2 &\lesssim \frac{1}{T} + \frac{\sigma d}{T} \sum_{t=1}^T \mathcal{O}(1) \\ &\lesssim \frac{1}{T} + \sigma d. \end{aligned}$$

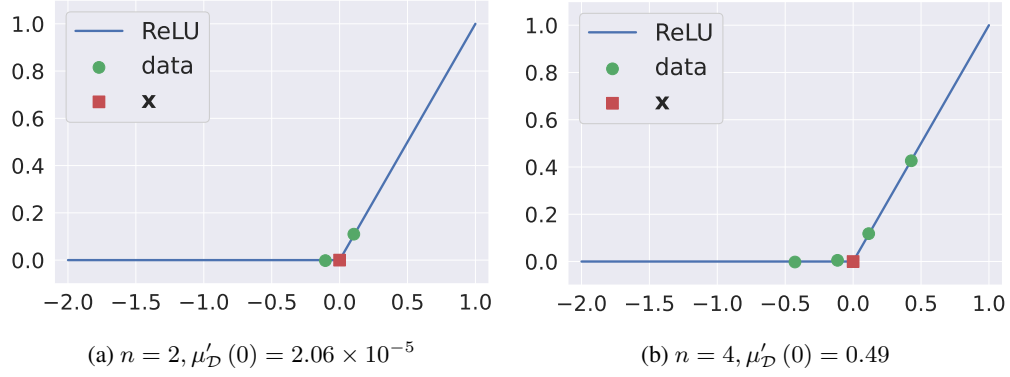


Figure 5: Estimating the “derivative” of ReLU at $x = 0$ with noisy observations (std $\sigma = 0.01$).

E Additional Experiments

This section presents additional numerical simulations.

ReLU. The ReLU function $\max\{0, x\}$ is non-differentiable at $x = 0$. Nevertheless, thanks to convexity the subdifferential at $x = 0$ is defined as $[0, 1]$. We estimate the “derivative” at $x = 0$ by minimizing the acquisition function. The estimate $\mu'_{\mathcal{D}}(0)$ and queries are plotted in Figure 5. The estimated derivative $\mu'_{\mathcal{D}}(0)$ is always in $[0, 1]$. Thus, the posterior mean gradient $\mu'_{\mathcal{D}}(0)$ produces a subgradient in this case.