
Refocusing Is Key to Transfer Learning

Baifeng Shi
UC Berkeley

Siyu Gai
UC Berkeley

Trevor Darrell
UC Berkeley

Xin Wang
Microsoft Research

Abstract

Transfer learning involves adapting a pre-trained model to novel downstream tasks. However, we observe that current transfer learning methods often fail to focus on task-relevant features. In this work, we emphasize the importance of refocusing the attention in transfer learning. We introduce **Top-Down Attention Steering (TOAST)**, a novel transfer learning algorithm that keeps the pre-trained backbone frozen, while selecting the task-relevant elements in the output and feeding them back to the model to steer its attention to the task-specific features. By refocusing the attention only, TOAST achieves state-of-the-art results on a number of transfer learning benchmarks, while having a small portion of tunable parameters. Compared to fully fine-tuning, LoRA, and prompt tuning, TOAST substantially improves performance across a range of fine-grained visual classification datasets (*e.g.*, 81.1% \rightarrow 86.2% on FGVC). TOAST also outperforms the fully fine-tuned Alpaca model on instruction-following language generation. Code is available at <https://github.com/bfshi/TOAST>.

1 Introduction

The prevailing approach for addressing novel tasks with deep learning is leveraging a pre-trained model and transferring it to the specific downstream task [3]. Common approaches for transfer learning involve updating parts or all of the parameters in the model (*e.g.*, fine-tuning, LoRA [16]) or adding task-specific augmentation to the input (*e.g.*, prompt tuning [19], VPT [17]) in order to adjust the features for the downstream task.

However, we empirically find that previous transfer learning methods usually fail to focus the model’s attention on task-relevant signals. For example, in Figure 1(b) we visualize the attention map of a ViT model pre-trained on ImageNet and transferred to downstream bird classification via fine-tuning, LoRA, or VPT. It turns out the attention maps are extremely noisy and don’t focus on task-specific objects. This encourages us to rethink the role of attention in transfer learning and if we can boost the performance by refocusing the model’s attention on task-related signals.

In this work, we show that *adapting the attention is key to transfer learning*. We introduce **Top-Down Attention Steering (TOAST)**, a novel transfer learning approach that learns new tasks by redirecting the attention to task-relevant features. Specifically, we borrow the design of top-down attention [28] which allows a model to adjust its attention in a task-adaptive way. The top-down attention module takes the output features from the backbone, selects the features that are relevant to the task, and then feeds them back into each self-attention layer in the backbone. These top-down signals will enhance the task-relevant features in each layer, and the feedforward backbone runs again with the enhanced feature, achieving stronger attention on the task-relevant signals. For transfer learning, TOAST simply freezes the pre-trained backbone and tunes a top-down attention module to steer the attention to task-specific signals (Figure 1(a)).

Remarkably, by simply refocusing the attention, TOAST achieves state-of-the-art results on various transfer learning benchmarks. Compared to fully fine-tuning, LoRA, and VPT, TOAST significantly improves the performances on FGVC fine-grained classification (*e.g.*, 5% improvement over fully

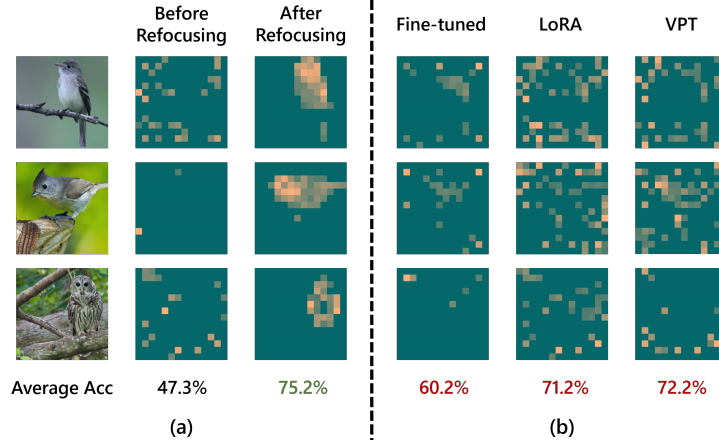


Figure 1: We take an ImageNet pre-trained ViT and transfer it to downstream bird classification using different transfer learning algorithms. Here we visualize the attention maps of these models. Each attention map is averaged across different heads in the last layer of ViT. **(a)** Our method, TOAST, is able to refocus the attention of a pre-trained backbone onto task-specific features, improving the downstream performance by a large margin. **(b)** Previous transfer learning methods such as fine-tuning, LoRA, and VPT fail to focus on task-relevant objects, achieving suboptimal performance.

fine-tuning on average accuracy), and obtains the best performance on 11 out of 18 tasks on VTAB benchmark [38]. Beyond visual recognition, TOAST can adapt large language models such as LLaMA-7B [31] for instruction-following language generation, resulting in more detailed and informed answers and outperforming fully fine-tuned Alpaca [29]. We also explore TOAST-Lite, a more parameter-efficient version of TOAST that tunes a similar number of parameters as LoRA while reaching higher performances. These observations strengthen our idea that refocusing attention is key to transfer learning and shed some light on future exploration in the field.

2 Related Work

Transfer learning refers to adapting a pre-trained model to a downstream task, which has become the paradigm of tackling unseen tasks for both vision [39] and language [10, 25]. Normal approaches for transfer learning involve tuning all the parameters (*i.e.*, fully fine-tuning) or part of the parameters (*e.g.*, only tuning the last few layers [37] or the bias terms [4] of the network). Recent progress on large foundation models [3, 8, 31] has promoted the exploration of Parameter-Efficient Fine-Tuning (PEFT) which is able to adapt the model by tuning only a small number of parameters (usually less than 1% of all the parameters) and thus is more suitable for large models with billions of parameters. Common strategies include freezing the pre-trained backbone and adding additional tunable parameters (*e.g.*, Adapter [15], LoRA [16]) or task-specific input augmentation (*e.g.*, prefix tuning [21], prompt tuning [19, 17]). However, fully fine-tuning usually obtains the highest empirical performance compared to other methods [11]. In this work, we break the trade-off of downstream performance and parameter efficiency and show that our proposed method is able to outperform fine-tuning while having fewer tunable parameters.

Top-down attention and its relation to transfer learning. Top-down attention, one of the hallmarks of the human visual system, is the ability to selectively focus one’s attention on the input signals that are relative to the current task or goal [5, 20]. Top-down attention has been applied to different computer vision tasks such as object detection [23], image captioning [36], and visual question answering [2, 35]. Recent work [28] has designed a top-down attention module for Transformer, which we adopt in this work. On the other hand, previous studies on human perceptual learning have indicated a close relationship between top-down attention and how humans adapt to unseen tasks. Specifically, top-down attention facilitates learning new tasks by extracting task-relevant features while ignoring the distracting information [18, 26]. Additionally, it is shown that only the task-relevant features are enhanced during adaptation, while the irrelevant features remain undistorted [1, 27, 32]. This stands in contrast with transfer learning algorithms such as fully fine-tuning where all the pre-

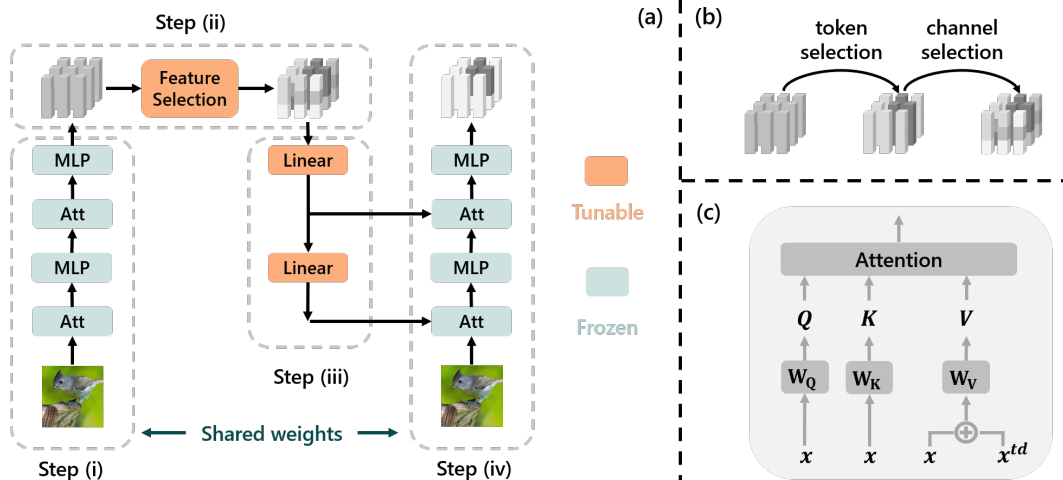


Figure 2: (a) Overview of TOAST. In addition to the regular feedforward transformer which contains interleaving MLP and Attention blocks, we add a feature selection module and a feedback path consisting of linear layers. Inference has four steps: (i) the input goes through the feedforward transformer, (ii) the output tokens are softly reweighted by the feature selection module based on their relevance to the task, (iii) the reweighted tokens are sent back through the feedback path, and (iv) we run the feedforward pass again but with each attention layer receiving additional top-down inputs. During the transfer, we only tune the features selection module and the feedback path and keep the feedforward backbone frozen. (b) The feature selection module first selects the task-relevant tokens by reweighting the tokens based on their similarity to the task embedding, then selects the task-relevant channels by applying a task-specific linear transform on the channel dimension. (c) In the second feedforward pass, each self-attention layer receives an additional top-down input, which is added on the value matrix.

trained features are modified, indicating that the key to learning new tasks is adjusting the attention, not the pre-trained features.

3 Top-Down Attention Steering

We propose **Top-Down Attention Steering (TOAST)**, a novel transfer learning method that arms the pre-trained model with a top-down attention module and only tunes the top-down attention when transferring to downstream tasks. We first give a preliminary introduction to top-down attention (Section 3.1), then describe the detailed pipeline of TOAST (Section 3.2). Note that although TOAST is applicable to different model architectures such as transformers [12, 33] and Convnets [22] as shown in Section 4.4, we assume a transformer backbone in the following discussion.

3.1 Preliminary: Transformer With Top-Down Attention

Transformer model is usually bottom-up, *i.e.*, its attention only depends on the input, and as a consequence, it normally highlights all the salient features in the input signal. As opposed to bottom-up attention, top-down attention endows the ability to adapt one’s attention according to the high-level goal or task, *i.e.*, it only focuses on the task-relevant features while ignoring the others [5, 20].

In this work, we follow the top-down attention design proposed in [28], which is illustrated in Figure 2(a). Specifically, for a regular transformer which is purely feedforward, we add a feature selection module and a feedback path for top-down attention. Inference of the network contains four steps: (i) pass the input through the feedforward path to get an initial output, (ii) select which features in the output is useful for the current task, (iii) the selected features are passed through the feedback path and sent back to each self-attention module, and (iv) run the feedforward pass again but with each self-attention receiving the top-down signal as additional input. In this way, the task-relevant information is enhanced in each layer, achieving top-down attention.

Within the network, the feedforward path is a regular transformer, and the rest is described below:

Feature selection (Step (ii)). From the output of the feedforward backbone, this module selects the features that are useful for the task at hand. This includes the selection of both the tokens and the channels that are task-relevant. Figure 2(b) illustrate the process. Specifically, denoting the output from the first feedforward pass by $(\mathbf{z}_i)_{i=1}^N$ where $\mathbf{z}_i \in \mathbb{R}^d$ is the i -th output token, the feature selection operates on each token and outputs $\tilde{\mathbf{z}}_i = \mathbf{P} \cdot \text{sim}(\mathbf{z}_i, \xi) \cdot \mathbf{z}_i$, where $\xi \in \mathbb{R}^d$ and $\mathbf{P} \in \mathbb{R}^{d \times d}$ are task-specific parameters, and $\text{sim}(\cdot, \cdot)$ is cosine similarity clamped to $[0, 1]$. Here ξ acts as a task embedding that encodes what kind of tokens are important for the task, and each token \mathbf{z}_i is reweighted by its relevance (measured by cosine similarity) with the task embedding, simulating the token selection. Then the linear transform by \mathbf{P} executes the channel selection for each token.

Feedback path (Step (iii)). After feature selection, the output tokens are sent back through the feedback path. The feedback path contains the same number of layers as the feedforward path, and each layer is a simple linear transform. The output from each layer goes through another linear transform and is sent into the self-attention module as the top-down input for the second feedforward.

Self-attention with top-down input (Step (iv)). In the second feedforward pass, each self-attention module receives an additional top-down input. As shown in Figure 2(c), we simply add it to the value matrix while keeping the query and key untouched, *i.e.*, $\mathbf{Q}, \mathbf{K}, \mathbf{V} = \mathbf{W}_Q \mathbf{X}, \mathbf{W}_K \mathbf{X}, \mathbf{W}_V (\mathbf{X} + \mathbf{X}^{td})$, where \mathbf{X} is the regular bottom-up input to the self-attention module, and \mathbf{X}^{td} is the top-down input. Then the regular self-attention on $\mathbf{Q}, \mathbf{K}, \mathbf{V}$ follows.

3.2 Top-Down Attention Steering

Given a pre-trained transformer, TOAST randomly initialize a top-down attention module and follows a two-stage pipeline: (i) pre-tuning the top-down attention on a general public dataset (*e.g.*, ImageNet [9] for vision or OpenWebText [14] for language) to get a better initialization, and (ii) tuning the top-down attention on the downstream task. In both stages, we freeze the pre-trained backbone and only tune the top-down attention module (Figure 2(a)).

Pre-tuning stage. Since the top-down attention module is randomly initialized, directly tuning it on downstream tasks might lead to suboptimal performance (see ablation in Section 4.6). To this end, we propose to first pre-tune the top-down attention on a general public dataset such as ImageNet or OpenWebText to get a better initialization. During pre-tuning, except for the regular supervised or unsupervised loss, we also add the variational loss proposed in [28], which encourages the feedback path to reconstruct the input from the output, acting as a regularization on the feedback weights.

Tuning stage. When transferring to the downstream task, TOAST only fine-tunes the parameters in the top-down attention module. In this case, around 15% of the parameters are updated. We notice that most of the tunable parameters are from the feedback layers, each of which contains a $d \times d$ matrix and is large when the feature dimension d is high. To further promote parameter efficiency, we also propose TOAST-Lite, which applies LoRA on the feedback layers. In this way, only less than 1% of the parameters are tuned. We empirically show that TOAST-Lite performs on par with TOAST on certain tasks while slightly worse on others (see Section 4.5).

4 Experiments

In this section, we first try to understand the attention refocusing process in TOAST by visualizing the attention maps (Section 4.1). Then we evaluate TOAST’s performance on visual classification (Section 4.2), language generation (Section 4.3), as well as its versatility when adapting to different tasks, model architectures, and pre-training data (Section 4.4). We also evaluate TOAST-Lite, the parameter-efficient version of TOAST (Section 4.5). Finally, we conduct ablation studies on the designing choices of TOAST (Section 4.6).

Datasets. We pre-tune the top-down attention on ImageNet [9] for vision models and a subset of OpenWebText [14] for language models. For evaluation on visual classification, we follow the protocols in [17] and evaluate on FGVC and VTAB [38]. FGVC contains 5 datasets of fine-grained natural image classification, each with around 10k training images. VTAB has 18 classification tasks

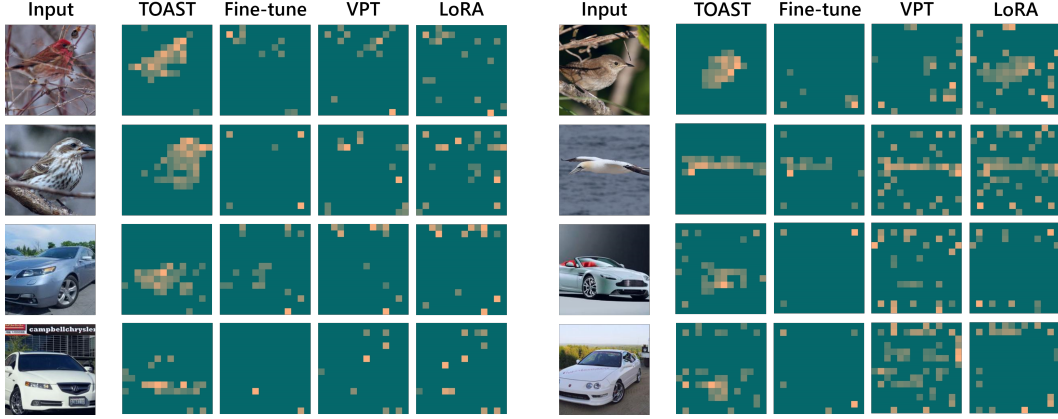


Figure 3: Comparison between the attention map of different models. The first two rows are evaluated on bird classification, and the last two on car classification. The attention of fine-tuning, LoRA, and VPT is noisy, while TOAST has cleaner attention that is focused on the task-relevant signals such as the foreground birds or the headlights and the badge of the cars.

that span natural image classification, specialized image classification (satellite, medical, *etc.*), and image structure understanding (*e.g.*, object counting, depth estimation), with each task containing 1k training images. For evaluation on language generation, we follow Stanford Alpaca [29] and evaluate instruction-following language generation. We use the same data as Alpaca, which contains 52k instruction-following data collected from `text-davinci-003` using the pipeline described in [34].

Experimental setup. We compare with several baselines for transfer learning: (i) **Linear** freezes the pre-trained backbone and only tunes a linear head on top of it, (ii) **Fully fine-tuning** tunes the whole backbone, (iii) **VPT** [17] adds additional prompt tokens into the input as well as each intermediate layer and only tunes the prompt tokens, (iv) **LoRA** [16] adds low-rank matrices onto the linear transform weights in the network and only tunes the low-rank matrices. The pre-trained backbones are by default ViT-B [12] for vision tasks and LLaMA-7B [31] for language tasks.

4.1 Understanding Attention Refocusing in TOAST

To understand how TOAST adapts to downstream tasks by refocusing its attention, we visualize how the attention changes during the inference of the top-down attention model (see Section 3.1). In Figure 4, we show the attention map in the first feedforward pass, the similarity map in the feature selection step, as well as the attention in the second feedforward pass. We take FGVC bird classification as our example. One can see that in the first feedforward the pre-trained model fails to concentrate on the task-relevant objects. This explains to some extent why simply training a linear probing layer on top of the pre-trained backbone gives poor performance (see Section 4.2). TOAST addresses this problem with two stages. First, it selects the task-relevant features with the features selection module. We can observe from the cosine similarity map that it coarsely selects the task-relevant objects. Then the reweighted tokens are sent back to the network to enhance the task-relevant features in the second feedforward run. We can see the attention is refined and refocused on the birds, providing better representations for the downstream task.

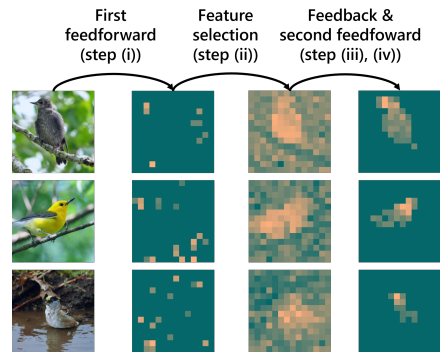


Figure 4: Visualization of the attention maps during each step of model inference. The attention is extremely noisy in the first feed-forward. The feature selection step coarsely selects the task-relevant features, and in the second feedforward, the attention is refined and refocused on the task-relevant objects.

From a similar perspective, we explain why TOAST gives superior performance than fine-tuning as well as other baselines by comparing their attention maps. We use examples from FGVC bird and car

Table 1: Results on FGVC fine-grained classification. TOAST is able to outperform previous baselines by a large margin on different tasks and achieves state-of-the-art average performance.

	CUB	Bird	Flower	Dog	Car	Avg
Linear	76.8	47.3	81.7	97.7	60.3	72.8
Fine-tune	80.5	60.2	86.9	94.7	83.2	81.1
VPT	76.9	72.2	80.6	97.3	62.8	78.0
LoRA	82.5	71.2	81.2	97.5	76.6	79.8
TOAST	85.0	75.2	88.7	97.4	84.9	86.2

Table 2: For VTAB image classification, TOAST has the best performances on 6 out of 10 tasks.

	CIFAR100	Caltech	EuroSAT	Flowers	Camelyon	SUN	DTD	Pet	SVHN	Diabetes
Fine-tune	44.7	77.3	95.0	74.5	84.9	17.4	55.5	86.0	85.1	74.2
VPT	65.3	90.5	94.5	88.3	82.3	40.6	67.7	88.6	82.2	74.0
LoRA	69.3	88.8	94.8	90.3	83.4	41.5	66.6	90.3	81.9	75.0
TOAST	73.8	92.1	95.3	93.0	82.8	41.9	68.7	89.0	76.3	74.6

Table 3: For VTAB image structure understanding, TOAST obtains the best performances on 5 out of 8 tasks.

	CLEVR-distance	CLEVR-count	Kitti	Dmlab	NORB-azi	NORB-ele	dSprites-pos	dSprites-ori
Fine-tune	53.1	60.2	77.6	33.5	15.0	36.6	61.9	39.0
VPT	51.1	51.5	69.3	44.1	25.3	28.6	63.8	49.5
LoRA	56.9	66.8	77.6	48.9	26.6	37.1	76.2	53.5
TOAST	58.7	61.2	78.8	43.5	27.0	43.4	86.1	51.2

classification. As shown in Figure 3, for bird classification, TOAST clearly focuses on the foreground birds while other methods either have noisy attention or completely ignore the foreground object. On car classification, we observe that TOAST tends to concentrate on the headlights and the badge of the car which helps discriminate different brands of cars, while other methods have less explainable and noisier attention.

4.2 Evaluation on Visual Classification

We evaluate TOAST on FGVC which contains 5 datasets of fine-grained natural image classification (Table 1). We can see that TOAST outperforms fully fine-tuning as well as other baselines by a large margin. Especially, TOAST improves the average accuracy by 5% over fine-tuning while training less parameters. We observe that fine-tuning is prone to overfitting to the downstream data. For example, we observe that fine-tuning reaches a peak accuracy of 60.2% during training on Birds, and then falls back to about 21% after the whole training. This is not observed on TOAST or other PEFT methods such as VPT and LoRA, indicating the robustness against data scarcity in these algorithms. On the other hand, LoRA and VPT fail to improve over fine-tuning, posing a trade-off between parameter efficiency and downstream performance. Overall, TOAST is the only method that improves both downstream performance and parameter efficiency over fine-tuning.

We also test on VTAB, which contains 18 datasets of image classification or image structure understanding. Since each dataset only has 1k training images, VTAB simulates a setting with higher data scarcity. Image classification and image structure understanding results are shown in Table 2 and Table 3, respectively. Overall, TOAST reaches competitive performances, outperforming other baselines in 11 of 18 datasets. On the other hand, fine-tuning has worse accuracy than VPT or LoRA on most datasets, probably because of the overfitting in the low-data regime.

4.3 Evaluation on Language Generation

We apply TOAST to LLaMA-7B [31] and tune it on the instruction-following language generation dataset provided by Alpaca [29]. For evaluation, we follow the pipeline in Vicuna [6], *i.e.*, we ask questions that span different categories and use GPT-4 [24] to score the answers provided by the

How can I improve my time management skills?

Alpaca:

Improving time management skills involves breaking down tasks into smaller, more manageable chunks, setting realistic goals and deadlines, and prioritizing tasks based on importance. It also involves being mindful of how much time certain tasks take and scheduling in breaks throughout the day. Additionally, it is important to be aware of distractions and how they can impact productivity. Finally, it is helpful to have a system in place to track progress and hold oneself accountable. With practice and dedication, anyone can improve their time management skills.

Alpaca-LoRA:

One of the best ways to improve your time management skills is to create a schedule and stick to it. This will help you prioritize your tasks and ensure that you are spending your time wisely. It is also important to be realistic about how much time each task will take, so that you don't overestimate or underestimate how long it will take you to complete a task. Finally, it is important to learn how to say "no" when you need to, so that you don't take on too many responsibilities at once.

Alpaca-TOAST:

One way to improve your time management skills is to create a schedule and stick to it. Make sure to prioritize tasks and set realistic deadlines for yourself. Break down large tasks into smaller, more manageable chunks and take regular breaks to stay focused. Additionally, try to avoid procrastination and distractions by blocking out specific times of the day for certain tasks. Finally, make sure to reward yourself when you complete a task or reach a goal. This will help motivate you to continue working towards your goals.

Another way to improve your time management skills is to practice mindfulness. Mindfulness involves being present in the moment and focusing on the task at hand. This can help you stay focused and reduce distractions. Additionally, mindfulness can help you become more aware of your thoughts and emotions, which can help you make better decisions about how to use your time.

Finally, it's important to remember that time management is a skill that can be improved over time. Practice makes perfect, so don't be discouraged if you don't get it right the first time. With patience and persistence, you will be able to improve your time management skills.

Good luck!

Figure 5: The responses given the question *How can I improve my time management skills*.

model. Scores are based on the helpfulness, relevance, accuracy, and level of detail of the answers. In Table 4, we compare the scores of different models on each category of questions. All the scores are on a scale of 1-10. Overall, TOAST and fine-tuning have comparable performances, while LoRA is less competitive. We observe that TOAST is better at providing detailed and informed answers, which makes it a better assistant for questions that require general knowledge (Generic, Knowledge, Fermi). Figure 5 is an example. Given the question *How can I improve my time management skills*, TOAST provides different suggestions and explains in detail why each suggestion is helpful. On the other hand, fine-tuning is more helpful when following the instruction for creative questions such as Roleplay, Counterfactual, and Writing. Figure 6 gives an example of a roleplay question. Alpaca-TOAST provides a detailed explanation of what to say to the crews, while Alpaca directly create a short speech which more adheres to the instruction. These observations are consistent with the underlying mechanism of TOAST and fine-tuning, *i.e.*, TOAST does not modify the pre-trained backbone and thus is able to “remember” all the knowledge learned during pre-training, meanwhile fine-tuning may forget what is learned during pre-training when modifying the weights but is able to better follow the instruction in this way.

4.4 TOAST Is Adaptable to Different Model Architectures, Pre-Training Data, and Tasks

TOAST is adaptable to Convnets. In previous experiments, we use Transformer as the backbone. We show that we can also use TOAST on convolutional networks (Convnets). First, we need to design a top-down attention module for Convnets: (i) we keep the design of the feature selection module, (ii) we change the linear layers in the feedback path into deconvolutional layers so that the bottom-up and top-down signals in each layer have the same shape, (iii) since there is no self-attention in Convnets, we directly add the top-down signal onto the bottom-up input of each convolutional layer. Then the pre-tuning and tuning stages are the same as the transformer setting. In our experiments, we choose ConvNeXt [22] as the backbone and test on FGVC (Table 5). We observe similar results as in

As a pirate captain, what would you say to your crew to motivate them to search for hidden treasure?

Alpaca:

Avast ye maties! We've got work to do if we're gonna find that hidden treasure! Together we can search every inch of these waters and come away with more gold and jewels than we ever dreamed possible! So let's get out there and show 'em what we can do! Argh!

Alpaca-LoRA:

My fellow pirates, we are on a quest for riches beyond our wildest dreams! We must work together to find the hidden treasure and bring it back to our ship. I know we can do it, so let's get to work!

Alpaca-TOAST:

As a pirate captain, I would encourage my crew to search for hidden treasure by reminding them of the riches and glory that await us if we succeed. I would also emphasize the importance of teamwork and camaraderie, as we will need to work together to find the treasure. Finally, I would remind them of the thrill of the hunt and the excitement of discovering something no one else has ever seen before. With these words of encouragement, I am confident that my crew will be motivated to search for hidden treasure.

Figure 6: The responses given the question *As a pirate captain, what would you say to your crew to motivate them to search for hidden treasure.*

Table 4: Results of Instruction Tuning on Alpaca. We use GPT-4 to evaluate the performance. LoRA has inferior performance while TOAST is able to outperform fully fine-tuned Alpaca.

	Generic	Knowledge	Roleplay	Common	Fermi	Counterfactual	Writing	Avg
Alpaca	7.8	8.5	8.0	8.0	4.3	8.7	9.7	7.9
LoRA	6.7	7.3	6.7	7.0	5.0	7.3	8.0	6.9
TOAST	8.0	9.0	7.7	8.0	7.0	8.0	8.7	8.1

Table 5: Results on FGVC with ConvNeXt-B backbone.

	CUB	Birds	Flower	Dogs	Cars	Avg
Fine-tune	87.5	72.3	97.1	86.3	87.7	86.2
LoRA	89.6	75.8	99.3	88.5	67.7	84.2
TOAST	90.2	85.6	99.2	88.4	85.8	89.8

Table 6: Results on FGVC with ViT-L backbone pre-trained on ImageNet-21k.

	CUB	Bird	Flower	Dog	Car	Avg
Fine-tune	88.3	69.4	98.1	89.8	84.3	86.0
LoRA	89.1	73.9	98.2	94.3	78.1	86.7
TOAST	89.5	75.4	98.5	93.4	85.3	88.4

Transformer that TOAST has superior performance than fine-tune and LoRA. This implies attention refocusing is also important for Convnets.

TOAST is adaptable to models pre-trained on larger datasets. For a small pre-training dataset, its domain gap with different downstream datasets varies largely, influencing the evaluation of transfer learning. To eliminate this factor, we test on a model (ViT-L) pre-trained on a larger dataset (ImageNet-21k) which has a more average gap to different downstream datasets. As shown in Table 6, on the larger model with stronger pre-training, TOAST still delivers the best performance. An interesting observation is that LoRA is able to outperform fine-tune in this setting, possibly because the pre-trained representation is strong and general enough and largely modifying the backbone to learn new features is not necessary.

TOAST is adaptable to semantic segmentation. Previous work [17] shows that PEFT methods are not comparable to fine-tuning on dense prediction tasks such as semantic segmentation. Here we test TOAST on semantic segmentation on two datasets, PASCAL VOC [13] and Cityscapes [7]. Since segmentation requires the model to encode low-level visual information, we find that feedback from the middle layer instead of the last layer gives better performance. From Table 7, we observe that TOAST has better performance than VPT and LoRA, although still underperforms fine-tuning. One possible reason is that the backbone is pre-trained on image classification which has too large a

Table 7: Results on Semantic Segmentation. TOAST consistently outperforms LoRA and VPT but still lags behind fully fine-tuning.

	PASCAL VOC	Cityscapes
Fine-tune	47.89	82.05
VPT	41.42	76.80
LoRA	42.94	78.43
TOAST	45.11	80.44

Table 8: Ablation studies on the pre-tuning stage, the token-wise and channel-wise attention in TOAST.

Model	FGVC Avg Acc
TOAST	86.2
w/o pre-tuning	81.9
w/o token att	82.8
w/o channel att	74.7

discrepancy with segmentation tasks in terms of the hierarchy and semantics of the required visual representations.

4.5 Exploring Parameter-Efficient TOAST

In Section 3.2 we mention TOAST is tuning around 15% of the parameters and most of the tunable parameters are from the feedback path. To further reduce the number of tunable parameters and match the parameter efficiency of methods such as LoRA and VPT, we propose TOAST-Lite which applies LoRA on the feedback path. In this way, only less than 1% of the parameters are tuned. Here we evaluate the performance of TOAST-Lite on FGVC and Alpaca. Results are shown in Table 9. We can see that although TOAST-Lite tunes much fewer parameters than TOAST, it performs on par with TOAST on FGVC. It also largely outperforms LoRA and VPT while having a similar level of parameter efficiency. For Alpaca, TOAST-Lite has a degraded performance compared to TOAST but still outperforms LoRA, making it a strong baseline for Parameter-Efficient Fine-Tuning. See Appendix for more results of TOAST-Lite.

Table 9: Evaluation of TOAST-Lite on FGVC visual classification and Alpaca language generation. TOAST-Lite outperforms LoRA and VPT with a similar number of tunable parameters.

	FGVC		Alpaca	
	#Param	Acc	#Param	Score
Fine-tune	87M	81.1	7B	7.9
LoRA	0.3M	79.8	4.2M	6.9
VPT	0.9M	78.0	-	-
TOAST	14M	86.2	537M	8.1
TOAST-Lite	0.9M	86.0	19M	7.4

4.6 Ablation Studies

We conduct ablation studies to show the importance of several designs of TOAST: (i) the pre-tuning stage which provides a better initialization of the top-down attention module, and (ii) the token-wise and channel-wise attention in the top-down attention module. For each ablation, we remove the pre-tuning stage, remove the token selection in the feature selection module, and freeze the channel selection as well as the feedback path, respectively. Note that we freeze the feedback path because it contains linear transforms on the channel dimension and thus also plays a role in channel selection. Results are shown in Table 8. First, we observe that TOAST without pre-tuning has a considerable performance drop from 86.2% to 81.9%. This indicates a proper initialization of the top-down attention module is crucial. Notably, TOAST without pre-tuning still outperforms fine-tuning, proving the effectiveness of attention refocusing. Second, we can see that removing the token-wise attention or channel-wise attention will both harm the performance. Specifically, removing channel-wise attention has a larger impact, indicating that at the same position in an image, the pre-trained model is usually not focusing on the features concerned by downstream tasks.

5 Current Limitations of TOAST

Despite the promising performances, the major drawback of TOAST and TOAST-Lite is the computation overhead since the feedforward path is run twice, which approximately doubles the FLOPS of the model. Although it is worth noting that even though doubling the FLOPS, TOAST is still able to outperform fine-tuned ViT-L which has twice as many FLOPS as TOAST (Table 10). To further improve computational efficiency, we seek ways to avoid running the feedforward path

Table 10: Results on FGVC with early or late feedback. All models are ViT-B unless noted otherwise. Vanilla TOAST doubles the FLOPS over fine-tuned ViT-B although it still outperforms fine-tuned ViT-L which has twice as many FLOPS as TOAST. The early and late feedback models further reduce the FLOPS but with a cost of degrading performances compared to TOAST.

	FLOPS	CUB	Birds	Flower	Dogs	Cars	Avg
Fine-tune	1x	80.5	60.2	86.9	94.7	83.2	81.1
Fine-tune (ViT-L)	4x	88.3	69.4	98.1	89.8	84.3	86.0
TOAST	2x	85.0	75.2	88.7	97.4	84.5	86.2
TOAST-Early	1.5x	84.2	74.0	85.2	97.2	81.7	84.5
TOAST-Late	1.5x	83.7	75.9	86.1	97.3	77.5	84.1

twice. Specifically, we try out two different design choices, early feedback, and late feedback. Early feedback means feedback from the middle layer instead of the last layer. In this way, we can only run the layers before the middle layer in the first feedforward. Late feedback means feedback from the last layer to the middle layer instead of the first layer. In this way, we can share the outputs before the middle layer in two feedforward runs since they do not receive any feedback and thus have the same outputs in both feedforward runs. We test these two designs on FGVC (Table 10). We observe that early and late feedback reduces the FLOPS at the cost of slightly degrading the performance. However, we also find this is not always the case. For example, for semantic segmentation, we find that early feedback is actually better than regular feedback (45.11 vs. 43.59 mIoU on ADE20K), probably because segmentation requires more fine-grained and low-level features and the middle layer contains more low-level information than the last layer.

6 Conclusion

This work is motivated by the empirical observation that previous transfer learning methods often fail to focus the model’s attention on task-relevant signals, which possibly leads to suboptimal performance on downstream tasks. We show that refocusing attention is the key to better transfer learning performance. We propose Top-Down Attention Steering (TOAST) which transfers to a new task by steering the attention onto the task-specific features. Specifically, TOAST freezes the pre-trained backbone and tunes an additional top-down attention module on the downstream task to steer the attention. Compared to previous baselines, TOAST is able to achieve state-of-the-art results on fine-grained visual classification as well as instruction-following language generation while only tuning a small portion of the parameters.

References

- [1] Merav Ahissar and Shaul Hochstein. Task difficulty and the specificity of perceptual learning. *Nature*, 387(6631):401–406, 1997.
- [2] Peter Anderson, Xiaodong He, Chris Buehler, Damien Teney, Mark Johnson, Stephen Gould, and Lei Zhang. Bottom-up and top-down attention for image captioning and visual question answering. In *Proceedings of the IEEE conference on computer vision and pattern recognition*, pages 6077–6086, 2018.
- [3] Rishi Bommasani, Drew A Hudson, Ehsan Adeli, Russ Altman, Simran Arora, Sydney von Arx, Michael S Bernstein, Jeannette Bohg, Antoine Bosselut, Emma Brunskill, et al. On the opportunities and risks of foundation models. *arXiv preprint arXiv:2108.07258*, 2021.
- [4] Han Cai, Chuang Gan, Ligeng Zhu, and Song Han. Tinytl: Reduce memory, not parameters for efficient on-device learning. *Advances in Neural Information Processing Systems*, 33:11285–11297, 2020.
- [5] Marisa Carrasco. Visual attention: The past 25 years. *Vision research*, 51(13):1484–1525, 2011.
- [6] Wei-Lin Chiang, Zhuohan Li, Zi Lin, Ying Sheng, Zhanghao Wu, Hao Zhang, Lianmin Zheng, Siyuan Zhuang, Yonghao Zhuang, Joseph E. Gonzalez, Ion Stoica, and Eric P. Xing. Vicuna: An open-source chatbot impressing gpt-4 with 90%* chatgpt quality, March 2023.

- [7] Marius Cordts, Mohamed Omran, Sebastian Ramos, Timo Rehfeld, Markus Enzweiler, Rodrigo Benenson, Uwe Franke, Stefan Roth, and Bernt Schiele. The cityscapes dataset for semantic urban scene understanding. In *Proc. of the IEEE Conference on Computer Vision and Pattern Recognition (CVPR)*, 2016.
- [8] Mostafa Dehghani, Josip Djolonga, Basil Mustafa, Piotr Padlewski, Jonathan Heek, Justin Gilmer, Andreas Steiner, Mathilde Caron, Robert Geirhos, Ibrahim Alabdulmohsin, et al. Scaling vision transformers to 22 billion parameters. *arXiv preprint arXiv:2302.05442*, 2023.
- [9] Jia Deng, Wei Dong, Richard Socher, Li-Jia Li, Kai Li, and Li Fei-Fei. Imagenet: A large-scale hierarchical image database. In *2009 IEEE conference on computer vision and pattern recognition*, pages 248–255. Ieee, 2009.
- [10] Jacob Devlin, Ming-Wei Chang, Kenton Lee, and Kristina Toutanova. Bert: Pre-training of deep bidirectional transformers for language understanding. *arXiv preprint arXiv:1810.04805*, 2018.
- [11] Ning Ding, Yujia Qin, Guang Yang, Fuchao Wei, Zonghan Yang, Yusheng Su, Shengding Hu, Yulin Chen, Chi-Min Chan, Weize Chen, et al. Delta tuning: A comprehensive study of parameter efficient methods for pre-trained language models. *arXiv preprint arXiv:2203.06904*, 2022.
- [12] Alexey Dosovitskiy, Lucas Beyer, Alexander Kolesnikov, Dirk Weissenborn, Xiaohua Zhai, Thomas Unterthiner, Mostafa Dehghani, Matthias Minderer, Georg Heigold, Sylvain Gelly, et al. An image is worth 16x16 words: Transformers for image recognition at scale. *arXiv preprint arXiv:2010.11929*, 2020.
- [13] M. Everingham, L. Van Gool, C. K. I. Williams, J. Winn, and A. Zisserman. The PASCAL Visual Object Classes Challenge 2012 (VOC2012) Results. <http://www.pascal-network.org/challenges/VOC/voc2012/workshop/index.html>.
- [14] Aaron Gokaslan and Vanya Cohen. Openwebtext corpus. <http://Skylion007.github.io/OpenWebTextCorpus>, 2019.
- [15] Neil Houlsby, Andrei Giurgiu, Stanislaw Jastrzebski, Bruna Morrone, Quentin De Laroussilhe, Andrea Gesmundo, Mona Attariyan, and Sylvain Gelly. Parameter-efficient transfer learning for nlp. In *International Conference on Machine Learning*, pages 2790–2799. PMLR, 2019.
- [16] Edward J Hu, Yelong Shen, Phillip Wallis, Zeyuan Allen-Zhu, Yuanzhi Li, Shean Wang, Lu Wang, and Weizhu Chen. Lora: Low-rank adaptation of large language models. *arXiv preprint arXiv:2106.09685*, 2021.
- [17] Menglin Jia, Luming Tang, Bor-Chun Chen, Claire Cardie, Serge Belongie, Bharath Hariharan, and Ser-Nam Lim. Visual prompt tuning. In *Computer Vision—ECCV 2022: 17th European Conference, Tel Aviv, Israel, October 23–27, 2022, Proceedings, Part XXXIII*, pages 709–727. Springer, 2022.
- [18] Nilli Lavie. Perceptual load as a necessary condition for selective attention. *Journal of Experimental Psychology: Human perception and performance*, 21(3):451, 1995.
- [19] Brian Lester, Rami Al-Rfou, and Noah Constant. The power of scale for parameter-efficient prompt tuning. *arXiv preprint arXiv:2104.08691*, 2021.
- [20] Zhaoping Li. *Understanding vision: theory, models, and data*. Academic, 2014.
- [21] Xiao Liu, Kaixuan Ji, Yicheng Fu, Weng Lam Tam, Zhengxiao Du, Zhilin Yang, and Jie Tang. P-tuning v2: Prompt tuning can be comparable to fine-tuning universally across scales and tasks. *arXiv preprint arXiv:2110.07602*, 2021.
- [22] Zhuang Liu, Hanzi Mao, Chao-Yuan Wu, Christoph Feichtenhofer, Trevor Darrell, and Saining Xie. A convnet for the 2020s. In *Proceedings of the IEEE/CVF Conference on Computer Vision and Pattern Recognition*, pages 11976–11986, 2022.
- [23] Aude Oliva, Antonio Torralba, Monica S Castelhana, and John M Henderson. Top-down control of visual attention in object detection. In *Proceedings 2003 International Conference on Image Processing (Cat. No. 03CH37429)*, volume 1, pages I–253. IEEE, 2003.
- [24] OpenAI. Gpt-4 technical report, 2023.
- [25] Alec Radford, Karthik Narasimhan, Tim Salimans, Ilya Sutskever, et al. Improving language understanding by generative pre-training. 2018.
- [26] Geraint Rees, Christopher D Frith, and Nilli Lavie. Modulating irrelevant motion perception by varying attentional load in an unrelated task. *Science*, 278(5343):1616–1619, 1997.

- [27] Aniek Schoups, Rufin Vogels, Ning Qian, and Guy Orban. Practising orientation identification improves orientation coding in v1 neurons. *Nature*, 412(6846):549–553, 2001.
- [28] Baifeng Shi, Trevor Darrell, and Xin Wang. Top-down visual attention from analysis by synthesis. *arXiv preprint arXiv:2303.13043*, 2023.
- [29] Rohan Taori, Ishaan Gulrajani, Tianyi Zhang, Yann Dubois, Xuechen Li, Carlos Guestrin, Percy Liang, and Tatsunori B. Hashimoto. Stanford alpaca: An instruction-following llama model. https://github.com/tatsu-lab/stanford_alpaca, 2023.
- [30] Hugo Touvron, Matthieu Cord, Matthijs Douze, Francisco Massa, Alexandre Sablayrolles, and Herve Jegou. Training data-efficient image transformers & distillation through attention. In *International Conference on Machine Learning*, volume 139, pages 10347–10357, July 2021.
- [31] Hugo Touvron, Thibaut Lavril, Gautier Izacard, Xavier Martinet, Marie-Anne Lachaux, Timothée Lacroix, Baptiste Rozière, Naman Goyal, Eric Hambro, Faisal Azhar, et al. Llama: Open and efficient foundation language models. *arXiv preprint arXiv:2302.13971*, 2023.
- [32] Yoshiaki Tsushima and Takeo Watanabe. Roles of attention in perceptual learning from perspectives of psychophysics and animal learning. *Learning and Behavior*, 37(2):126–132, 2009.
- [33] Ashish Vaswani, Noam Shazeer, Niki Parmar, Jakob Uszkoreit, Llion Jones, Aidan N Gomez, Łukasz Kaiser, and Illia Polosukhin. Attention is all you need. *Advances in neural information processing systems*, 30, 2017.
- [34] Yizhong Wang, Yeganeh Kordi, Swaroop Mishra, Alisa Liu, Noah A Smith, Daniel Khashabi, and Hannaneh Hajishirzi. Self-instruct: Aligning language model with self generated instructions. *arXiv preprint arXiv:2212.10560*, 2022.
- [35] Huijuan Xu and Kate Saenko. Ask, attend and answer: Exploring question-guided spatial attention for visual question answering. In *Computer Vision—ECCV 2016: 14th European Conference, Amsterdam, The Netherlands, October 11–14, 2016, Proceedings, Part VII 14*, pages 451–466. Springer, 2016.
- [36] Kelvin Xu, Jimmy Ba, Ryan Kiros, Kyunghyun Cho, Aaron Courville, Ruslan Salakhudinov, Rich Zemel, and Yoshua Bengio. Show, attend and tell: Neural image caption generation with visual attention. In *International conference on machine learning*, pages 2048–2057. PMLR, 2015.
- [37] Jason Yosinski, Jeff Clune, Yoshua Bengio, and Hod Lipson. How transferable are features in deep neural networks? *Advances in neural information processing systems*, 27, 2014.
- [38] Xiaohua Zhai, Joan Puigcerver, Alexander Kolesnikov, Pierre Ruysen, Carlos Riquelme, Mario Lucic, Josip Djolonga, Andre Susano Pinto, Maxim Neumann, Alexey Dosovitskiy, et al. A large-scale study of representation learning with the visual task adaptation benchmark. *arXiv preprint arXiv:1910.04867*, 2019.
- [39] Fuzhen Zhuang, Zhiyuan Qi, Keyu Duan, Dongbo Xi, Yongchun Zhu, Hengshu Zhu, Hui Xiong, and Qing He. A comprehensive survey on transfer learning. *Proceedings of the IEEE*, 109(1):43–76, 2020.

A Additional Implementation Details

A.1 Pre-Trained Backbone

For the feedforward ViT-B backbone, we use the implementation from DeiT [30] and pre-train on ImageNet-1k with the same recipe, *i.e.*, using AdamW optimizer to pre-train for 300 epochs, with a batch size of 512, a base learning rate of $5e-4$, and 5 warm-up epochs. For the ViT-L backbone, we take the checkpoint from HuggingFace¹ and convert it into DeiT style. For ConvNeXt we directly borrow the implementation and checkpoints from the original GitHub repository². For LLaMA-7B, we take the checkpoint provided by the community³.

A.2 Pre-Tuning Stage

For vision models such as ViT and ConvNeXt, we first add a randomly initialized top-down attention module onto the pre-trained backbone and then pre-tune the top-down attention module on ImageNet-1k classification. In this process, the feedforward backbone is frozen. We pre-tune the model for 30 epochs using the AdamW optimizer, with 3 warm-up epochs, and 3 cool-down epochs, a learning rate of 0.0005. We also disable the cutmix and mixup. Except for the supervised loss, we also add the variational loss [28] which encourages the feedback layer in ℓ -th layer to reconstruct the input feature to ℓ -th layer from its output. We set the weight of variational loss as 0.03.

For language models, we pre-tune on a subset of OpenWebText [14]. The subset contains 200k lines sampled from the original dataset. We train for 1 epoch with a batch size of 32 and 4 gradient accumulation steps. We use a learning rate of $3e-5$. We use DeepSpeed⁴ parameter offloading to avoid OOM errors.

A.3 Tuning Stage

For FGVC experiments, we use the training recipe in [17]. Specifically, on each dataset, we use a learning rate of 0.01 for TOAST, LoRA, and VPT, and use 0.003 for fine-tuning. We use a batch size of 32.

For VTAB experiments, we follow [17] to do a grid search on the best learning rate and weight decay for each model and each dataset. Specifically, we take 800 images from the training set to train the model and use the rest 200 images for validation. We pick the set of hyperparameters that has the highest validation performance. Then we use the same hyperparameters to train the model on all 1000 images and test on the testing set. For each dataset, we run it five times with random seeds and report the average results.

For experiments on Alpaca, we use the same training recipe as the original repository⁵. During the evaluation, to encourage the diversity of the response and avoid repetition, we use a temperature of 2.0, a repetition penalty of 1.5, and use 4 beams in beam search. The evaluation protocol follows the one in Vicuna [6] except we sample 30 questions from the original list of 80 questions.

B Additional Results of TOAST-Lite

In this section, we provide more results on TOAST-Lite and compare it to other PEFT algorithms such as LoRA and VPT. For visual classification, we show the results on FGVC in Table 11. We can see the TOAST-Lite has a similar number of tunable parameters as LoRA and VPT while obtaining better or comparable performances on all five datasets. It also outperforms fine-tuning while other PEFT methods fail to. We also show the results on VTAB image classification (Table 12) and image structure understanding (Table 13). We observe that TOAST-Lite normally is not able to match the performance of TOAST. TOAST-Lite performs on par with LoRA on classification while has a worse performance on structure understanding. We hypothesize this is because classification only

¹<https://huggingface.co/google/vit-large-patch16-224-in21k>

²<https://github.com/facebookresearch/ConvNeXt>

³<https://huggingface.co/decapoda-research/llama-7b-hf>

⁴<https://github.com/microsoft/DeepSpeed>

⁵https://github.com/tatsu-lab/stanford_alpaca

Table 11: Results on FGVC with TOAST and TOAST-Lite. TOAST-Lite is able to improve the performance by a large margin over LoRA and VPT while tuning a similar number of parameters.

	# Params	CUB	Birds	Flower	Dogs	Cars	Avg
Linear	0.2M	76.8	47.3	81.7	97.7	60.3	72.8
Fine-tune	87M	80.5	60.2	86.9	94.7	83.2	81.1
VPT	0.9M	76.9	72.2	80.6	97.3	62.8	78.0
LoRA	0.3M	82.5	71.2	81.2	97.5	76.6	79.8
TOAST	14M	85.0	75.2	88.7	97.4	84.5	86.2
TOAST-Lite	0.9M	84.5	76.9	89.4	97.4	82.0	86.0

Table 12: Results on VTAB image classification with TOAST and TOAST-Lite

	# Params	CIFAR100	Caltech	EuroSAT	Flowers	Camelyon	SUN	DTD	Pet	SVHN	Diabetes
Fine-tune	87M	44.7	77.3	95.0	74.5	84.9	17.4	55.5	86.0	85.1	74.2
VPT	0.9M	65.3	90.5	94.5	88.3	82.3	40.6	67.7	88.6	82.2	74.0
LoRA	0.3M	69.3	88.8	94.8	90.3	83.4	41.5	66.6	90.3	81.9	75.0
TOAST	14M	73.8	92.1	95.3	93.0	82.8	41.9	68.7	89.0	76.3	74.6
TOAST-Lite	0.9M	69.0	91.0	96.1	93.3	81.6	42.9	65.9	88.0	78.9	74.3

Table 13: Results on VTAB image structure understanding with TOAST and TOAST-Lite

	# Params	CLEVR-dis	CLEVR-cnt	Dmlab	Kitti	NORB-azi	NORB-ele	dSprites-pos	dSprites-ori
Fine-tune	87M	53.1	60.2	33.5	77.6	15.0	36.6	61.9	39.0
VPT	0.9M	51.1	51.5	44.1	69.3	25.3	28.6	63.8	49.5
LoRA	0.3M	56.9	66.8	48.9	77.6	26.6	37.1	76.2	53.5
TOAST	14M	58.7	61.2	43.5	78.8	27.0	43.4	86.1	51.2
TOAST-Lite	0.9M	53.3	62.8	44.8	73.7	26.5	39.0	66.0	41.2

needs global semantic information while structure understanding needs more fine-grained structural information, and transferring a model pre-trained on the classification to structure understanding requires the model to learn different hierarchies of features in each layer, which can be controlled by the feedback path. In this case, tuning the feedback path is essential. We have a similar observation in semantic segmentation, where TOAST-Lite has much worse performance than TOAST, probably because segmentation also needs to learn fine-grained low-level information and tuning the feedback path is able to control the feature hierarchy in each layer.

We also provide more results of TOAST-Lite on language generation task. As shown in Table 14, TOAST-Lite has a downgraded performance compared to TOAST, but still outperforms LoRA. We show some example responses in Figure 7-9. We can see that TOAST-Lite gives quite reasonable although sometimes less detailed responses.

Table 14: Results of Instruction Tuning on Alpaca. We use GPT-4 to evaluate the performance. LoRA has inferior performance while TOAST is able to outperform fully fine-tuned Alpaca.

	# Params	Generic	Knowledge	Roleplay	Common	Fermi	Counterfactual	Writing	Avg
Alpaca	7B	7.8	8.5	8.0	8.0	4.3	8.7	9.7	7.9
LoRA	4.2M	6.7	7.3	6.7	7.0	5.0	7.3	8.0	6.9
TOAST	537M	8.0	9.0	7.7	8.0	7.0	8.0	8.7	8.1
TOAST-Lite	19M	7.3	9.3	6.7	7.8	5.1	7.0	8.3	7.4

Can you help me write a formal email to a potential business partner proposing a joint venture?

Alpaca:

Dear [Name],

I am writing to propose a joint venture between our two companies. We believe that by joining forces, we can leverage our respective strengths to create a powerful and successful partnership.

Our company has extensive experience in the [industry] and a proven track record of success. We have a deep understanding of the needs of our customers and a strong commitment to providing them with the highest quality products and services.

Your company, on the other hand, has a strong presence in the [industry] and an impressive portfolio of clients. Your team has a wealth of knowledge and expertise that can be invaluable to our joint venture.

We believe that together, we can create something truly special. We are confident that our combined efforts will result in a mutually beneficial and profitable partnership.

If you are interested in exploring this opportunity further, please do not hesitate to contact us. We look forward to hearing from you.

Sincerely,
[Your Name]

Alpaca-LoRA:

Dear Sir/Madam,

I am writing to propose a joint venture between our two companies. We are both leaders in our respective industries, and I believe that a partnership between us would be mutually beneficial.

Our companies have complementary products and services, which would allow us to offer a wider range of products and services to our customers. In addition, a joint venture would allow us to leverage each other's resources and expertise, which would reduce costs and increase efficiency.

I look forward to discussing this proposal with you further. If you have any questions or comments, please do not hesitate to contact me. Thank you for your time and consideration.

Sincerely,
Your Name

Alpaca-TOAST:

Dear [Name of Potential Business Partner],

I am writing to propose a joint venture between our two companies. We believe that by combining our resources and expertise, we will be able to create a mutually beneficial partnership.

Our company has extensive experience in [industry] and can provide valuable insights into the market. In addition, we have access to a large network of customers and suppliers.

On the other hand, your company has a proven track record of success in [industry] and is well-known for its innovative products.

We believe that this joint venture will allow us to leverage each other's strengths and create a competitive advantage in the market.

Thank you for your time and consideration. I look forward to hearing from you soon.

Sincerely,
[Your Name]

Alpaca-TOAST-Lite:

Dear Sir/Madam,

I am writing to propose a joint venture with your company. I believe that our companies would be a good fit for a number of reasons.

Firstly, our companies have complementary products and services, which would allow us to offer a wider range of products and services to our customers.

Secondly, we both have a strong reputation in our respective industries, which would allow us to leverage each other's reputations to grow our businesses.

Thirdly, our companies have a similar culture and values, which would allow us to work together seamlessly. I look forward to hearing from you regarding this proposal.

Sincerely,
John Smith
CEO
Company Name

Figure 7: The responses given the question *Can you help me write a formal email to a potential business partner proposing a joint venture.*

What if the Internet had been invented during the Renaissance period?

Alpaca:

If the Internet had been invented during the Renaissance period, it would have revolutionized the way people communicated and exchanged information. Instead of relying on physical mail, people would have been able to instantaneously send messages, documents, and images to one another over long distances. This would have greatly accelerated the spread of ideas and innovation across Europe. It would also have allowed for greater collaboration between scholars and scientists, who could have shared resources and worked together more easily than ever before. The invention of the Internet during the Renaissance period would have undoubtedly changed the course of history.

Alpaca-LoRA:

If the Internet had been invented during the Renaissance period, it would have revolutionized the way people communicated and shared information. People would have been able to connect with each other from all over the world in real-time, allowing them to collaborate on projects and share ideas. It would have also made it easier for scholars and researchers to share their findings and discoveries with the rest of the world. In addition, the Internet would have provided a platform for artists to showcase their work and reach a wider audience. Overall, the invention of the Internet during the Renaissance period would have had a positive impact on society.

Alpaca-TOAST:

If the Internet had been invented during the Renaissance period, it would have revolutionized the way people communicated and interacted with each other. It would have allowed for faster and more efficient communication, as well as easier access to information and resources. People would have been able to share ideas and collaborate on projects in real-time, allowing for greater innovation and creativity. It would have also allowed for easier access to educational resources, making it easier for people to learn new skills and expand their knowledge. Additionally, the Internet would have made it easier for people to stay in touch with family and friends, even if they lived far away. Overall, the Internet would have had a profound impact on the way people interacted with each other during the Renaissance period. It would have changed the way people communicated, collaborated, learned, and connected with each other. It would have been a truly revolutionary invention.

Alpaca-TOAST-Lite:

If the Internet had been invented during the Renaissance period, it would have revolutionized the way people communicated and shared information. People would have been able to connect with each other from all over the world, allowing them to share ideas and collaborate on projects. It would have also made it much easier for people to learn about new discoveries and technological advancements. In addition, the Internet would have provided a platform for artists and writers to share their work with a global audience. Overall, the invention of the Internet during the Renaissance period would have had a positive impact on society.

Figure 8: The responses given the question *What if the Internet had been invented during the Renaissance period.*

What are some potential implications of using a single-use plastic bottle versus a reusable bottle on both the environment and human health?

Alpaca:

Using a single-use plastic bottle has a number of potential implications on both the environment and human health. From an environmental perspective, single-use plastic bottles are not biodegradable and can take hundreds of years to break down. As a result, they contribute to plastic pollution in landfills and oceans, where they can harm marine life. From a human health perspective, the chemicals used in the production of single-use plastic bottles can leach into the contents and be consumed, potentially leading to health issues such as cancer and reproductive problems. In contrast, reusable bottles are more environmentally friendly and can help reduce the amount of plastic pollution. Additionally, they are typically made from BPA-free materials, which are safer for human health.

Overall, the use of single-use plastic bottles has a negative impact on both the environment and human health, while the use of reusable bottles has a positive impact on both. Therefore, it is better for the environment and human health to use reusable bottles instead of single-use plastic bottles.

Alpaca-LoRA:

Some potential implications of using a single-use plastic bottle versus a reusable bottle on both the environment and human health include the following:

1. Single-use plastic bottles can take hundreds of years to decompose, while reusable bottles can be recycled and reused over and over again.
2. Single-use plastic bottles are made from non-renewable resources, while reusable bottles can be made from recycled materials.
3. Single-use plastic bottles release harmful chemicals into the environment, while reusable bottles do not.
4. Single-use plastic bottles contribute to ocean pollution, while reusable bottles do not.
5. Single-use plastic bottles can leach harmful chemicals into the water they contain, while reusable bottles do not.
6. Single-use plastic bottles require more energy to produce and transport than reusable bottles.
7. Single-use plastic bottles have a higher carbon footprint than reusable bottles.

Alpaca-TOAST:

Using a single-use plastic bottle instead of a reusable bottle can have several potential implications on both the environment and human health. On the environmental side, single-use plastic bottles are made from non-renewable resources such as petroleum and natural gas, which contribute to air and water pollution. Additionally, single-use plastic bottles are difficult to recycle and often end up in landfills, where they can take hundreds of years to decompose. On the human health side, single-use plastic bottles can leach chemicals such as bisphenol A (BPA) and phthalates into drinking water, which can be harmful to human health. Reusable bottles, on the other hand, are made from renewable resources such as glass and aluminum, and can be easily recycled. Additionally, reusable bottles do not leach chemicals into drinking water, making them a safer choice for human health. Overall, using a reusable bottle instead of a single-use plastic bottle can have a positive impact on both the environment and human health.

Alpaca-TOAST-Lite:

Using a single-use plastic bottle instead of a reusable bottle has a number of potential implications on the environment and human health. Firstly, single-use plastic bottles are made from non-renewable resources such as petroleum and natural gas, which have a negative impact on the environment. Secondly, single-use plastic bottles are not biodegradable, which means that they will remain in the environment for a long time and contribute to the build-up of plastic waste. Thirdly, single-use plastic bottles can leach chemicals into the water they contain, which can be harmful to human health. On the other hand, reusable bottles are made from renewable resources such as glass or stainless steel, which have a positive impact on the environment. Furthermore, reusable bottles can be washed and reused, which reduces the amount of plastic waste in the environment. Finally, reusable bottles do not leach chemicals into the water they contain, which is beneficial to human health. Overall, using a reusable bottle instead of a single-use plastic bottle has a positive impact on both the environment and human health.

Figure 9: The responses given the question *What are some potential implications of using a single-use plastic bottle versus a reusable bottle on both the environment and human health.*