

Post-processing Private Synthetic Data for Improving Utility on Selected Measures

Hao Wang, Shivchander Sudalairaj, John Henning, Kristjan Greenewald, Akash Srivastava*

Abstract

Existing private synthetic data generation algorithms are agnostic to downstream tasks. However, end users may have specific requirements that the synthetic data must satisfy. Failure to meet these requirements could significantly reduce the utility of the data for downstream use. We introduce a post-processing technique that improves the utility of the synthetic data with respect to measures selected by the end user, while preserving strong privacy guarantees and dataset quality. Our technique involves resampling from the synthetic data to filter out samples that do not meet the selected utility measures, using an efficient stochastic first-order algorithm to find optimal resampling weights. Through comprehensive numerical experiments, we demonstrate that our approach consistently improves the utility of synthetic data across multiple benchmark datasets and state-of-the-art synthetic data generation algorithms.

Index Terms— Differential privacy, synthetic data generation.

1 Introduction

The advancement of machine learning (ML) techniques relies on large amounts of training data. However, data collection also poses a significant risk of exposing private information. In recent years, several instances of privacy breaches have surfaced [NS06, Con18], making it urgent to find a reliable way to share data. Today, the de facto standard for privacy protection is differential privacy (DP) [DR14]. DP ensures that useful information of a private dataset can be released while simultaneously preventing adversaries from identifying individuals’ personal data. DP has been utilized effectively in a wide variety of settings, by actors including by the US Census [Abo18] and various large corporations [App17, Fac20, RE19, HBMAL19].

Generating private synthetic data is a crucial application of DP. It allows data scientists to train their ML models on the synthetic data while preserving a certain level of utility when deploying these models on real test data. The U.S. National Institute of Standards and Technology (NIST) has emphasized its significance by hosting a series of competitions [RTMT21, MMS21]. There is also significant work introducing new DP synthetic data generation mechanisms, including GAN-based [XLW+18, BJWW+19, JYVDS19, TWB+19], marginal-based [ZCP+17, MSM19, LVW21, MMS21], and workload-based [VTB+20, ABK+21, MMSM22] methods. Existing methods for generating private synthetic data are task-agnostic—they do not take into account the downstream use cases of the synthetic data in the data generation process. However, end users often have specific requirements for synthetic datasets to be successfully analyzed by their existing data science pipelines, which are often well-established, well-understood, heavily vetted, and difficult or expensive to change. Unfortunately, synthetic data generated by existing methods may not always meet these requirements, resulting in reduced utility for their downstream use cases. This raises a fundamental question:

Is it possible to improve a synthetic dataset’s utility on a set of selected measures while preserving its differential privacy guarantees?

In this paper, we introduce a post-processing procedure that enhances the quality of the synthetic data on a set of utility measures. These measures are usually based on the end user’s requirements for the synthetic data. Our method solves an optimization problem to calculate the optimal resampling weights for each data point. We then use these weights to resample the synthetic dataset, eliminating data points that do not accurately reflect the real data based on the selected utility measures. This post-processing

*MIT-IBM Watson AI Lab; email: {hao, shiv.sr, john.l.henning, kristjan.h.greenewald, akash.srivastava}@ibm.com

procedure has many remarkable properties. Firstly, it is model-agnostic, meaning that it does not depend on any assumptions about how the synthetic data were generated. The synthetic data could be generated using either GAN-based, marginal-based, or workload-based methods. Second, the post-processed data maintain the DP guarantees, noting that computing utility measures from the real data may require a small additional privacy budget. Finally, our algorithm is highly scalable, especially for high-dimensional data. It only requires a convex optimization whose number of variables is equal to the number of desired utility measures. We develop a stochastic first-order method that can efficiently solve this optimization problem and provide a PyTorch implementation of our algorithm. As a reference, we apply our algorithm to the `home-credit` dataset [MOK18] which consists of 307,511 data points and 104 features, and it only takes around 3 mins to finish running.

We conduct comprehensive numerical experiments to demonstrate the effectiveness of our post-processing techniques. Our results show that this algorithm uses a small privacy budget and consistently improves the utility of the synthetic data on different selected measures, across multiple datasets, and for synthetic data generated using various state-of-the-art privacy mechanisms. Additionally, the downstream models trained on the post-processed data can achieve comparable (or even better) performance on real data compared to the models trained on the original synthetic data. We demonstrate an application of our technique by using it to align the correlation matrix of the synthetic data with that of the real data. The correlation matrix shows the correlation coefficients between pairs of features and is often used as a reference for feature selection. By applying our post-processing technique, we can ensure that the correlation matrix of the synthetic data closely matches that of the real data. This, for instance, can help downstream data scientists more accurately select a task-appropriate set of features for fitting their ML models, e.g. by thresholding the correlation with the desired target variable or using Lasso techniques.

Our proof techniques rely on an information-theoretic formulation known as information projection, which dates back to Csiszár’s seminal work [Csi75]. This formulation has recently been successfully applied in several domains, such as large deviation theory [DZ96], hypothesis testing [Csi84], and fair machine learning [AHJ⁺22]. Here we use information projection to “project” the empirical distribution of the synthetic data onto a set of distributions whose moments match those of the noisy real data. We show that the optimal projected distribution can be expressed as an exponential tilting of the original distribution and determine the tilting parameters via a convex program in the dual space. To solve this optimization problem, we introduce a compositional proximal gradient algorithm, which is a stochastic first-order method and highly scalable for large dataset. Notably, this exponential tilting takes the form of a simple reweighting of the data points in the original synthetic dataset. Hence, our approach has the added benefit that it only reweights synthetic data points without changing their values, ensuring that the quality of the data points is not compromised and the support set of the overall dataset is not expanded.

In summary, our main contributions are:

- We present a post-processing technique that enables end users to customize synthetic data according to their specific requirements.
- Our technique is model-agnostic—it is applicable regardless of the methods used to generate private synthetic data. It is scalable to high-dimensional data and maintains strong privacy guarantees.
- We conduct comprehensive numerical experiments, showing that our technique can consistently improve the utility of synthetic data across multiple benchmark datasets and for synthetic data generated using state-of-the-art DP mechanisms.

1.1 Related Work

DP synthetic data generation mechanisms. Generating synthetic data using DP mechanisms is an active area of research [see e.g., HLM12, BLR13, GAH⁺14, CXZX15, BSG17, AZK⁺19, UV20, GMHI20, TMH⁺21, BSV22]. Along this line of work, the closest ones to ours are workload-aware methods [VTB⁺20, ABK⁺21, MMSM22, LVW21], which aim to ensure that the synthetic data performs well on a collection of queries. Our work differs in three key features. First, all existing approaches focus on generating private synthetic data from scratch, while we aim to post-process synthetic data to downweight samples that do not accurately represent the real data under the specified utility measures. As a result, our approach is more

efficient as it does not need to fit a graphical model [MMSM22] or a neural network [LVW21] to represent the data distribution, and it is more extendable, allowing a single synthetic dataset to be quickly post-processed multiple times for different sets of utility measures as needed by downstream users. Second, some existing work may not scale well to large datasets as they either require solving an integer program multiple times [VTB+20] or need to solve a large-scale optimization problem [ABK+21]. In contrast, our approach is highly scalable, as it only requires solving a convex program whose number of variables is equal to the number of specified utility measures. Third, existing work often evaluates the quality of the synthetic data by how well it preserves key statistics (e.g., 3-way marginals) of the real data. In contrast, in our experiments, we evaluate our approach on the more stringent and realistic test of training various downstream ML models on the synthetic data and measuring their performance on real test data. The experimental results demonstrate that our approach can enhance the utility of synthetic data on selected measures without compromising their downstream quality.

Public data assisted methods. Our work introduces a post-processing procedure for improving the utility of a given synthetic dataset based on selected measures. As a special case, our approach can be applied to post-process publicly available datasets. In this regard, this work is related to public-data-assisted methods [see e.g., LVS+21, LVW21], which leverage public data for saving privacy budgets. We extend Algorithm 1 in [LVS+21] by formalizing the preservation of (noisy) utility measures as a constrained optimization problem, rather than minimizing the corresponding Lagrangian function. We further establish strong duality and propose a stochastic first-order method for solving this constrained optimization efficiently. We extend Algorithm 4 in [LVW21] by allowing any non-negative violation tolerance (i.e., any $\gamma \geq 0$ in (3b)) compared with $\gamma = 0$ in [LVW21]. This extension offers increased flexibility, as users can now select various values of γ to navigate the trade-off between minimizing the distortion of the synthetic data and enhancing their utility on selected measures.

2 Preliminaries and Problem Formulation

In this section, we review differential privacy and provide an overview of our problem setup.

2.1 Differential Privacy

We first recall the definition of differential privacy (DP) [DR14].

Definition 1. A randomized mechanism $\mathcal{M} : \mathcal{X}^n \rightarrow \mathcal{R}$ satisfies (ϵ, δ) -differential privacy, if for any adjacent datasets \mathcal{D} and \mathcal{D}' , which only differ in one individual’s record, and all possible outputs from the mechanism $\mathcal{O} \subseteq \mathcal{R}$, we have

$$\Pr(\mathcal{M}(\mathcal{D}) \in \mathcal{O}) \leq e^\epsilon \Pr(\mathcal{M}(\mathcal{D}') \in \mathcal{O}) + \delta. \quad (1)$$

DP has two important properties: post-processing immunity and composition rule. Specifically, if $\mathcal{M} : \mathcal{X}^n \rightarrow \mathcal{R}$ satisfies (ϵ, δ) -DP and $g : \mathcal{R} \rightarrow \mathcal{R}'$ is any randomized (or deterministic) function, then $g \circ \mathcal{M} : \mathcal{X}^n \rightarrow \mathcal{R}'$ is (ϵ, δ) -DP; if $\mathcal{M} = (\mathcal{M}_1, \dots, \mathcal{M}_k)$ is a sequence of randomized mechanisms, where \mathcal{M}_i is (ϵ_i, δ_i) -DP, then \mathcal{M} is $(\sum_{i=1}^k \epsilon_i, \sum_{i=1}^k \delta_i)$ -DP. There are also advanced composition theorems [see e.g., DRV10, KOV15].

The Laplace and Gaussian mechanisms are two fundamental DP mechanisms. For a function $f : \mathcal{X}^n \rightarrow \mathbb{R}^K$, we define its L_p sensitivity for $p \in \{1, 2\}$ as

$$\Delta_p(f) \triangleq \sup_{\mathcal{D} \sim \mathcal{D}'} \|f(\mathcal{D}) - f(\mathcal{D}')\|_p, \quad (2)$$

where \mathcal{D} and \mathcal{D}' are adjacent datasets. The Laplace mechanism adds Laplace noise $N \sim \text{Lap}(\mathbf{0}, b\mathbf{I})$ to the output of f :

$$\mathcal{M}(\mathcal{D}) = f(\mathcal{D}) + N.$$

In particular, if $b = \Delta_1(f)/\epsilon$, the Laplace mechanism satisfies $(\epsilon, 0)$ -DP. Similarly, the Gaussian mechanism adds Gaussian noise $N \sim N(\mathbf{0}, \sigma^2\mathbf{I})$ to the output of f . We recall a result from [BW18] that establishes a

DP guarantee for the Gaussian mechanism and refer the reader to their Algorithm 1 for a way to compute σ from (ϵ, δ) and $\Delta_2(f)$.

Lemma 1 ([BW18]). *For any $\epsilon \geq 0$ and $\delta \in [0, 1]$, the Gaussian mechanism is (ϵ, δ) -DP if and only if*

$$\Phi\left(\frac{\Delta_2(f)}{2\sigma} - \frac{\epsilon\sigma}{\Delta_2(f)}\right) - e^\epsilon \Phi\left(-\frac{\Delta_2(f)}{2\sigma} - \frac{\epsilon\sigma}{\Delta_2(f)}\right) \leq \delta,$$

where Φ is the Gaussian CDF: $\Phi(t) \triangleq \frac{1}{\sqrt{2\pi}} \int_{-\infty}^t e^{-y^2/2} dy$.

The function f can often be determined by a query $q : \mathcal{X} \rightarrow \mathbb{R}$: $f(\mathcal{D}) = \frac{1}{n} \sum_{\mathbf{x}_i \in \mathcal{D}} q(\mathbf{x}_i)$. In this case, we denote $\Delta(q) \triangleq \sup_{x, x' \in \mathcal{X}} |q(x) - q(x')|$; $q(P) \triangleq \mathbb{E}_{\mathbf{X} \sim P} [q(\mathbf{X})]$ for a probability distribution P ; and $q(\mathcal{D}) \triangleq \frac{1}{n} \sum_{\mathbf{x}_i \in \mathcal{D}} q(\mathbf{x}_i)$ for a dataset \mathcal{D} .

2.2 Problem Formulation

Consider a dataset \mathcal{D} comprising private data from n individuals, where each individual contributes a single record $\mathbf{x} = (x_1, \dots, x_d) \in \mathcal{X}$. We assume that each feature x_i is normalized and takes values within $[0, 1]$. Suppose that a synthetic dataset \mathcal{D}_{syn} has been generated from the real dataset \mathcal{D} , but it may not accurately reflect the real data on a set of utility measures (also known as workload). We express the utility measures of interest as a collection of queries, denoted by $\mathcal{Q} \triangleq \{q_k : \mathcal{X} \rightarrow \mathbb{R}\}_{k=1}^K$, and upper bound their L_p sensitivity by $\Delta_p(\mathcal{Q}) \triangleq \frac{1}{n} (\sum_{k \in [K]} \Delta(q_k)^p)^{1/p}$.

Our goal is to enhance the utility of the synthetic dataset \mathcal{D}_{syn} w.r.t. the utility measures \mathcal{Q} while maintaining the DP guarantees (with an additional privacy budget). We do not make any assumption about how these synthetic data have been generated—e.g., they could be generated by either GAN-based, marginal-based, or workload-based methods. We evaluate the utility measures from the real data via a $(\epsilon_{\text{post}}, \delta_{\text{post}})$ -DP mechanism and denote their answers by $\mathbf{a} = (a_1, \dots, a_K)$. Next, we present a systematic approach to post-process the synthetic data, aligning their utility with the (noisy) answers \mathbf{a} .

3 Post-processing Private Synthetic Data

In this section, we present our main result: a post-processing procedure for improving the utility of a synthetic dataset. We formulate this problem as an optimization problem that projects the probability distribution of the synthetic data onto a set of distributions that align the utility measures with the (noisy) real data. We prove that the optimal projected distribution can be expressed in a closed form, which is an exponentially tilted distribution of the original synthetic data distribution. To compute the tilting parameters, we introduce a stochastic first-order method and leverage the tilting parameters to resample from the synthetic data. By doing so, we filter out synthetic data that inaccurately represent the real data on the selected set of utility measures.

We use P_{syn} and P_{post} to represent the (empirical) probability distributions of the synthetic data and the post-processed data, respectively. We obtain the post-processed distribution by “projecting” P_{syn} onto the set of distributions that align with the real data utility measures up to $\gamma \geq 0$:

$$\min_{P_{\text{post}}} D_{\text{KL}}(P_{\text{post}} \| P_{\text{syn}}), \tag{3a}$$

$$\text{s.t. } |q_k(P_{\text{post}}) - a_k| \leq \gamma, \quad \forall k \in [K]. \tag{3b}$$

Here the “distance” between two probability distributions is measured using the KL-divergence. Solving this problem directly suffers from the curse of dimensionality, as the number of variables grows exponentially with the number of features. Below, we leverage strong duality and prove that the optimal distribution P_{post}^* can be achieved by tilting P_{syn} and the tilting parameters can be obtained from a convex program. This approach involves fewer variables, making it more efficient and practical.

Theorem 1. *If (3) is feasible, then its optimal solution has a closed-form expression:*

$$P_{post}^*(\mathbf{x}) \propto P_{syn}(\mathbf{x}) \exp\left(-\sum_{k=1}^K \lambda_k^* (q_k(\mathbf{x}) - a_k)\right), \quad (4)$$

where the optimal dual variables $\boldsymbol{\lambda}^* \triangleq (\lambda_1^*, \dots, \lambda_K^*)$ can be computed via the following optimization:

$$\min_{\boldsymbol{\lambda} \in \mathbb{R}^K} \underbrace{\log \mathbb{E}_{\mathbf{X} \sim P_{syn}} \left[\exp\left(-\sum_{k=1}^K \lambda_k (q_k(\mathbf{X}) - a_k)\right) \right]}_{\triangleq f(\boldsymbol{\lambda})} + \gamma \|\boldsymbol{\lambda}\|_1. \quad (5)$$

Theorem 1 only requires the feasibility of (3). To ensure feasibility, we denoise the (noisy) answers \mathbf{a} computed from real data. This denoising step could also increase the accuracy of the released answers while preserving DP guarantees due to the post-processing property [BW18, LWK15]. Specifically, suppose that \mathcal{D}_{syn} has S unique values. We denote the collection of these unique values by $\text{supp}(\mathcal{D}_{syn}) = \{\mathbf{x}_1, \dots, \mathbf{x}_S\}$. We construct a matrix $\mathbf{Q} \in \mathbb{R}^{K \times S}$ such that $Q_{j,s} = q_j(\mathbf{x}_s)$ and solve the following linear or quadratic programs (see Appendix C for more details):

$$\mathbf{p}^* = \begin{cases} \operatorname{argmin}_{\mathbf{p} \in \Delta_S^+} \|\mathbf{Q}\mathbf{p} - \mathbf{a}\|_1, & \text{if using Laplace mechanism,} \\ \operatorname{argmin}_{\mathbf{p} \in \Delta_S^+} \frac{1}{2} \|\mathbf{Q}\mathbf{p} - \mathbf{a}\|_2^2, & \text{if using Gaussian mechanism.} \end{cases}$$

Here $\Delta_S^+ = \{\mathbf{p} \in \mathbb{R}^S \mid \mathbf{1}^T \mathbf{p} = 1, \mathbf{p} > 0\}$ is the interior of the probability simplex in \mathbb{R}^S . We obtain the denoised answers as $\mathbf{a}^* = \mathbf{Q}\mathbf{p}^* = (a_1^*, \dots, a_K^*)$. Finally, if we solve (3) with \mathbf{a}^* instead, then it is guaranteed to be feasible.

Although (5) is a convex program, its form differs from the standard empirical risk minimization as the expected loss is composed with a logarithmic function. Thus, one cannot directly apply stochastic gradient descent (SGD) to solve this problem as computing an unbiased (sub)-gradient estimator for (5) is challenging. Instead, we apply a stochastic compositional proximal gradient algorithm to solve (5). Note that the partial derivative of f in (5) has a closed-form expression:

$$\frac{\partial f}{\partial \lambda_j}(\boldsymbol{\lambda}) = -\frac{\mathbb{E}_{\mathbf{X} \sim P_{syn}} \left[\exp\left(-\sum_{k=1}^K \lambda_k (q_k(\mathbf{X}) - a_k)\right) \cdot (q_j(\mathbf{X}) - a_j) \right]}{\mathbb{E}_{\mathbf{X} \sim P_{syn}} \left[\exp\left(-\sum_{k=1}^K \lambda_k (q_k(\mathbf{X}) - a_k)\right) \right]}.$$

We estimate this partial derivative by using a mini-batch of data to calculate the expectations in numerator and denominator separately, and then computing their ratio. With this estimator, we can apply the stochastic proximal gradient algorithm [PB14] to solve (5). Although this approach uses a biased gradient estimator, it has favorable convergence guarantees [see e.g., WLF16, HZCH20]. We provide more details about the updating rule in Algorithm 1.

After obtaining the optimal dual variables from Algorithm 1, we generate the post-processed dataset by resampling from the synthetic data with weights: $\exp(-\sum_{k=1}^K \lambda_k^* (q_k(\mathbf{x}) - a_k))$ for each point \mathbf{x} . This ensures that the resampled data follow the optimal distribution P_{post}^* in (4). As our approach only reweights synthetic data without altering their values, the quality of the data points is preserved and the support set of the overall dataset is not expanded. Moreover, our numerical experiments demonstrate that downstream predictive models trained on the post-processed synthetic data can achieve comparable or even better performance on real data than those trained on the original synthetic data.

Finally, we establish a DP guarantee for the post-processing data. Since our algorithm only accesses the real data when computing the utility measures, the composition rule yields the following proposition.

Proposition 1. *Suppose the synthetic data are generated from any (ϵ, δ) -DP mechanism and the utility measures are evaluated from the real data from any $(\epsilon_{post}, \delta_{post})$ -DP mechanism. Then the post-processed data satisfy $(\epsilon + \epsilon_{post}, \delta + \delta_{post})$ -DP.*

So far, we have introduced a general framework for post-processing synthetic data to improve their utility on selected measures. Next, we present a concrete use case of our framework: aligning the correlation matrix. This can be achieved by choosing a specific set of utility measures in our framework.

Algorithm 1 Dual variables computation.

Input: $\mathcal{D} = \{\bar{q}_i\}_{i=1}^n$ where $\bar{q}_i = (q_1(\mathbf{x}_i^{\text{syn}}) - a_1, \dots, q_K(\mathbf{x}_i^{\text{syn}}) - a_K)$; maximal number of iterations T ; mini-batch index $\mathcal{B}_t \subseteq [n]$; step size α_t

for $t = 1, \dots, T$ **do**

 Dual variables update:

$$\lambda_j^{(t+1)} = \text{prox}_{\alpha_t \gamma \|\cdot\|_1} \left(\lambda_j^{(t)} + \frac{\alpha_t}{\tau^{(t)} |\mathcal{B}_t|} \sum_{i \in \mathcal{B}_t} \exp \left(- \sum_{k=1}^K \lambda_k^{(t)} \bar{q}_{i,k} \right) \bar{q}_{i,j} \right) \quad \text{for } j \in [K]$$
$$\tau^{(t+1)} = \frac{1}{|\mathcal{B}_t|} \sum_{i \in \mathcal{B}_t} \exp \left(- \sum_{k=1}^K \lambda_k^{(t+1)} \bar{q}_{i,k} \right)$$

end for

Output: $\lambda^{(T+1)}$

Function: $\text{prox}_{\alpha \|\cdot\|_1}(x) = \text{sign}(x) \max\{|x| - \alpha, 0\}$

Aligning the correlation matrix. The correlation matrix comprises the correlation coefficients between pairs of features and is commonly used by data scientists to select features before fitting their predictive models. Aligning the correlation matrix of synthetic data with real data can assist data scientists in identifying the most suitable set of features and developing a more accurate model. Recall the definition of the correlation coefficient between features X_i and X_j for $i, j \in [d]$:

$$\text{corr}(X_i, X_j) = \frac{\mathbb{E}[X_i X_j] - \mathbb{E}[X_i] \mathbb{E}[X_j]}{\sqrt{\mathbb{E}[X_i^2] - \mathbb{E}[X_i]^2} \cdot \sqrt{\mathbb{E}[X_j^2] - \mathbb{E}[X_j]^2}}.$$

Since the correlation coefficient only depends on the first and second order moments, we can select the following set of $(d+3)d/2$ queries as our utility measures:

$$\mathcal{Q} = \{q_i(\mathbf{x}) = x_i\}_{i \in [d]} \cup \{q_{i,j}(\mathbf{x}) = x_i x_j\}_{i \leq j}.$$

Recall that each feature x_i is normalized and takes values within $[0, 1]$ so the L_1 and L_2 sensitivity of \mathcal{Q} can be upper bounded:

$$\Delta_1(\mathcal{Q}) \leq \frac{(d+3)d}{2n} \quad \text{and} \quad \Delta_2(\mathcal{Q}) \leq \frac{\sqrt{(d+3)d}}{\sqrt{2n}}.$$

We can compute these utility measures using real data by applying the Laplace or Gaussian mechanism, denoise the answers, compute the optimal dual variables, and resample from the synthetic data.

4 Numerical Experiments

We now present numerical experiments to demonstrate the effectiveness of our post-processing algorithm. Our results show that this algorithm consistently improves the utility of the synthetic data on different selected measures, across multiple datasets, and for synthetic data generated using various state-of-the-art privacy mechanisms, without degrading the downstream utility. We provide additional experimental results and implementation details in Appendix C.

Benchmark. We evaluate our algorithm on four benchmark datasets: **Adult**, **Bank**, **Mushroom**, and **Shopping**, which are from the UCI machine learning repository [DG17]. All the datasets have a target variable that can be used for a downstream prediction task. We use four existing DP mechanisms—AIM [MMSM22], MST [MMS21], DPCTGAN [RLP+20], and PATECTGAN [RLP+20]—to generate private synthetic data. We apply each mechanism with two different privacy budgets $\epsilon \in \{1.0, 3.0\}$. Among these DP mechanisms, AIM is a workload-based method; MST is a marginal-based method; DPCTGAN and PATECTGAN are GAN-based methods.

DP MECHANISM	Adult		Bank		Mushroom		Shopping	
	UTILITY IMPROV.	F1 SCORE IMPROV.	UTILITY IMPROV.	F1 SCORE IMPROV.	UTILITY IMPROV.	F1 SCORE IMPROV.	UTILITY IMPROV.	F1 SCORE IMPROV.
AIM $_{\epsilon=1}$	0.22 ± 0.11	0.01 ± 0.00	0.42 ± 0.08	-0.07 ± 0.03	0.35 ± 0.01	0.01 ± 0.00	0.50 ± 0.03	-0.02 ± 0.00
AIM $_{\epsilon=3}$	0.38 ± 0.08	0.01 ± 0.00	0.54 ± 0.03	0.01 ± 0.00	0.53 ± 0.11	0.03 ± 0.01	0.32 ± 0.05	0.02 ± 0.00
MST $_{\epsilon=1}$	0.21 ± 0.02	0.00 ± 0.00	0.63 ± 0.03	-0.09 ± 0.06	0.63 ± 0.02	-0.01 ± 0.00	0.64 ± 0.01	-0.08 ± 0.00
MST $_{\epsilon=3}$	0.24 ± 0.02	-0.07 ± 0.03	0.20 ± 0.06	-0.06 ± 0.01	0.53 ± 0.02	-0.01 ± 0.00	0.49 ± 0.03	-0.07 ± 0.03
DPCTGAN $_{\epsilon=1}$	0.94 ± 0.01	1.34 ± 0.15	0.91 ± 0.01	-0.01 ± 0.03	0.94 ± 0.01	0.01 ± 0.05	0.92 ± 0.01	0.18 ± 0.07
DPCTGAN $_{\epsilon=3}$	0.96 ± 0.00	-0.06 ± 0.01	0.91 ± 0.01	0.10 ± 0.03	0.96 ± 0.00	0.07 ± 0.07	0.96 ± 0.00	-0.02 ± 0.01
PATECTGAN $_{\epsilon=1}$	0.98 ± 0.00	0.09 ± 0.03	0.95 ± 0.00	0.23 ± 0.02	0.93 ± 0.00	0.07 ± 0.00	0.98 ± 0.00	0.04 ± 0.01
PATECTGAN $_{\epsilon=3}$	0.98 ± 0.01	0.05 ± 0.01	0.88 ± 0.02	0.26 ± 0.03	0.91 ± 0.01	0.59 ± 0.02	0.95 ± 0.01	0.49 ± 0.01

Table 1: Utility improvement rate after applying our post-processing procedure (higher is better, positive numbers imply improvement). Additionally, we train logistic regression on synthetic data and evaluate its F1 score when deployed on real test data. We measure the improvement in the F1 score after applying our procedure. As shown, our algorithm consistently improves the utility of the synthetic data across all datasets and all DP mechanisms without degrading the performance of downstream models.

All of their implementations are from the OpenDP library [Sma23]. To demonstrate the scalability of our approach, we conduct an additional experiment on the `home-credit` dataset [MOK18]. This dataset has 307,511 data points and 104 features. We apply GEM [LVW21] with a privacy budget of $\epsilon \in \{1.0, 3.0\}$ to generate synthetic data. We pre-process data to convert categorical columns into numerical features and standardize all features to the range $[0, 1]$.

We clarify that our objective is not to compare the quality of synthetic data generated by these DP mechanisms (for a benchmark evaluation, please refer to [TMH⁺21]), but to demonstrate how our post-processing method can consistently improve the utility of synthetic data generated from these different DP mechanisms.

Setup. We aim to improve the utility of synthetic data by applying our post-processing technique. For UCI datasets, we select 5 features from the synthetic data that have the highest absolute correlation with the target variable. These features are chosen as they have a higher influence on downstream prediction tasks. The set of these features is denoted by $\mathcal{S} \subseteq [d]$. Next, we define the utility measures as the first-order and second-order moment queries among the features in \mathcal{S} : $\mathcal{Q} = \{q_i(\mathbf{x}) = x_i\}_{i \in \mathcal{S}} \cup \{q_{i,j}(\mathbf{x}) = x_i x_j\}_{i,j \in \mathcal{S}}$. For `home-credit` dataset, we follow the same setup but choosing 10 features.

We apply the Gaussian mechanism with $(\epsilon_{\text{post}} = 1.0, \delta_{\text{post}} = 1/n^2)$ to estimate these utility measures from the real data, where n denotes the number of real data points. Finally, we apply Algorithm 1 with $\gamma = 1e - 5$, a batch size of 256 for UCI datasets and 4096 for `home-credit`, and 200 epochs to compute the optimal resampling weights, which are then used to resample from the synthetic data with the same sample size. We repeat our experiment 5 times to obtain an error bar for each evaluation measure.

Evaluation measure. We provide evaluation metrics for assessing the quality of synthetic data after post-processing. Our first metric, *utility improvement*, is defined as:

$$1 - \frac{\text{error}(\mathcal{D}_{\text{post}})}{\text{error}(\mathcal{D}_{\text{syn}})}, \quad \text{where } \text{error}(\mathcal{D}) = \frac{1}{|\mathcal{Q}|} \sum_{q \in \mathcal{Q}} |q(\mathcal{D}_{\text{real}}) - q(\mathcal{D})| \text{ for } \mathcal{D} \in \{\mathcal{D}_{\text{syn}}, \mathcal{D}_{\text{post}}\}.$$

The range of this metric is $(-\infty, 1]$, where a value of 1 indicates that the post-processed data aligns perfectly with the real data with respect to the selected utility measures \mathcal{Q} .

To assess the downstream quality of synthetic data, we train downstream models using the synthetic data and then evaluate their performance on real data. Specifically, we use the synthetic data to train

DP MECHANISM	UTILITY IMPROV.	CORR. ERROR BEFORE	CORR. ERROR AFTER	CORR. IMPROV.	F1 SCORE IMPROV.(%)
GEM $_{\epsilon=1}$	0.38 \pm 0.05	2.14	0.71 \pm 0.02	0.67 \pm 0.01	5.03 \pm 0.71
GEM $_{\epsilon=3}$	0.78 \pm 0.04	1.32	0.44 \pm 0.00	0.66 \pm 0.00	3.41 \pm 0.63

Table 2: Utility improvement, correlation matrix misalignment before and after apply our post-processing procedure, and correlation alignment improvement. The synthetic data are generated by applying GEM with different privacy budgets ϵ to the `home-credit` dataset. As shown, our procedure consistently improves the correlation alignment.

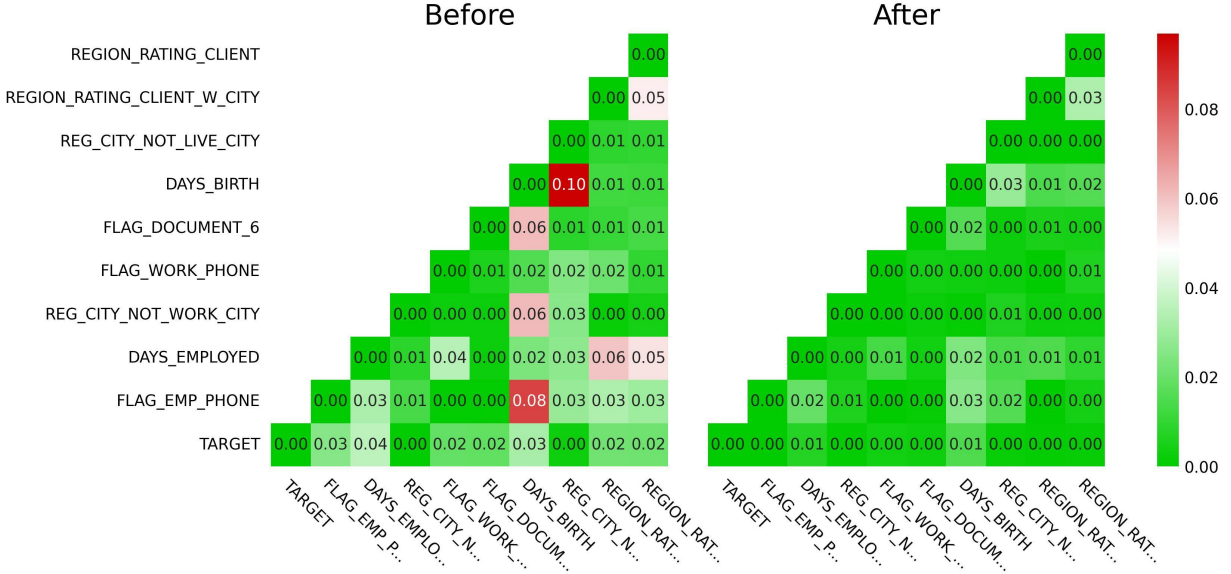


Figure 1: Correlation matrix *misalignment* before and after applying our post-processing procedure. Left: absolute difference between the real and *synthetic* data correlation matrices. Right: absolute difference between the real and *post-processed* synthetic data correlation matrices. The synthetic data are generated by applying GEM $_{\epsilon=1.0}$ to the `home-credit` dataset. As shown, our procedure effectively aligns the correlation matrix of the synthetic data with that of the real data.

a logistic regression classifier to predict the target variable based on other features. Then we apply this classifier to real data and calculate its F1 score, denoted by $F_1(\mathcal{D})$, for $\mathcal{D} \in \{\mathcal{D}_{\text{syn}}, \mathcal{D}_{\text{post}}\}$. We use the function `BinaryLogisticRegression` from [Dat23] to implement this process. Finally, our second metric, *F1 score improvement*, is defined as:

$$\frac{F_1(\mathcal{D}_{\text{post}})}{F_1(\mathcal{D}_{\text{syn}})} - 1 \in [-1, +\infty).$$

A positive F1 score improvement indicates that the logistic regression, trained on the post-processed dataset, performs better than the one trained on the original synthetic dataset when deployed on real data.

Our last metric, *correlation alignment improvement*, and is defined as:

$$1 - \frac{\text{error}_{\text{corr}}(\mathcal{D}_{\text{post}})}{\text{error}_{\text{corr}}(\mathcal{D}_{\text{syn}})}, \quad \text{where } \text{error}_{\text{corr}}(\mathcal{D}) = \|\text{corr}(\mathcal{D}_{\text{real}}) - \text{corr}(\mathcal{D})\|_1 \text{ for } \mathcal{D} \in \{\mathcal{D}_{\text{syn}}, \mathcal{D}_{\text{post}}\}.$$

The range of this metric is $(-\infty, 1]$, where a value of 1 indicates a perfect alignment between the correlation matrix of the post-processed data and the real data.

Results. We present the *utility improvement* and *F1 score improvement* results in Table 1. As shown, our post-processing technique consistently enhances the utility of synthetic data on selected metrics across all benchmark datasets and all privacy mechanisms. Moreover, the utility improvements are achieved without degrading the performance of downstream models. In other words, the logistic regression classifier trained on synthetic data can achieve comparable or even higher performance on real test data after applying our post-processing procedure.

We apply our post-processing procedure to align the correlation matrix of synthetic data with that of real data. The synthetic data are generated using GEM on the `home-credit` dataset. In Figure 1 we illustrate the misalignment of the correlation matrix before and after applying our procedure. Table 2 provides the scores for utility improvement and correlation alignment improvement. The results demonstrate that our post-processing procedure, with a privacy budget of $\epsilon_{\text{post}} = 1.0$, consistently reduces the overall correlation misalignment. Additionally, our procedure, which includes computing the utility measures from real data, denoising the noisy answers, and computing optimal resampling weights, only takes around 3 mins on 1x NVIDIA GeForce RTX 3090 GPU.

5 Conclusion and Limitations

The use of private synthetic data allows for data sharing without compromising individuals’ private information. In practice, end users typically have specific requirements that the synthetic data must meet, which are often derived from their standard data science pipeline. Failure to meet these requirements can diminish the usefulness of the synthetic data. To address this issue, we introduce a theoretically-grounded post-processing procedure for improving a synthetic dataset’s utility on a selected set of measures. This procedure filters out samples that do not accurately reflect the underlying real data, while still maintaining DP guarantees. We also present a scalable algorithm for computing resampling weights and demonstrate its effectiveness through extensive experiments.

We believe there is a crucial need for future research to comprehend the capabilities and limitations of private synthetic data from various perspectives [see e.g., JSH⁺22, GODC22, BDI⁺23, for further discussions]. It should be noted that synthetic data generation is not intended to replace real data, and any model trained on synthetic data must be thoroughly evaluated before deployment on real data. In cases a ML model trained on synthetic data exhibits algorithmic bias upon deployment on real data, it becomes imperative to identify the source of bias and repair the model by querying the real data with a privacy mechanism.

When generating synthetic data using DP mechanisms, outliers may receive higher noise, which can have a greater impact on minority groups. Consequently, ML models trained on DP-synthetic data by downstream users may demonstrate a disparate impact when deployed on real data [GODC22]. This is true even when using fairness-intervention algorithms [HCZ⁺22] during model training because the synthetic data follows a different probability distribution than real data. One can potentially apply our post-processing techniques to resample synthetic data and eliminate samples that do not reflect the underlying distribution of the population groups, while ensuring sample diversity. By doing so, they can achieve a higher fairness-accuracy curve when deploying downstream ML models trained on the post-processed synthetic data on real data.

Another promising avenue of research is to investigate the data structure in cases where a user or a company can provide multiple records to the dataset. Financial data, for instance, is typically collected over time and presented as a time series. While it is possible to combine all of a user’s data into a single row, this approach can lead to an unmanageably unbounded feature domain and limit the effectiveness of the synthetic data. Therefore, it is worthwhile to explore other privacy notions [see e.g., ZXLZ14, DWCS19, LSA⁺21] and develop strategies for optimizing higher privacy-utility trade-offs under special data structures.

References

- [ABK⁺21] Sergul Aydore, William Brown, Michael Kearns, Krishnaram Kenthapadi, Luca Melis, Aaron Roth, and Ankit A Siva. Differentially private query release through adaptive projection. In *International Conference on Machine Learning*, pages 457–467. PMLR, 2021.
- [Abo18] John M Abowd. The US census bureau adopts differential privacy. In *ACM SIGKDD International Conference on Knowledge Discovery & Data Mining*, pages 2867–2867, 2018.
- [AHJ⁺22] Wael Alghamdi, Hsiang Hsu, Haewon Jeong, Hao Wang, Peter Michalak, Shahab Asodeh, and Flavio Calmon. Beyond adult and compas: Fair multi-class prediction via information projection. *Advances in Neural Information Processing Systems*, 35:38747–38760, 2022.
- [App17] Apple. Learning with privacy at scale, 2017.
- [AZK⁺19] Nazmiye Ceren Abay, Yan Zhou, Murat Kantarcioglu, Bhavani Thuraisingham, and Latanya Sweeney. Privacy preserving synthetic data release using deep learning. In *Machine Learning and Knowledge Discovery in Databases: European Conference, ECML PKDD 2018, Dublin, Ireland, September 10–14, 2018, Proceedings, Part I 18*, pages 510–526. Springer, 2019.
- [BDI⁺23] Brian Belgodere, Pierre Dognin, Adam Ivankay, Igor Melnyk, Youssef Mroueh, Aleksandra Mosisilovic, Jiri Navartil, Apoorva Nitsure, Inkit Padhi, Mattia Rigotti, Jerret Ross, Yair Schiff, Radhika Vedpathak, and Richard Young. Auditing and generating synthetic data with controllable trust trade-offs. *arXiv preprint arXiv:2304.10819*, 2023.
- [BJWW⁺19] Brett K Beaulieu-Jones, Zhiwei Steven Wu, Chris Williams, Ran Lee, Sanjeev P Bhavnani, James Brian Byrd, and Casey S Greene. Privacy-preserving generative deep neural networks support clinical data sharing. *Circulation: Cardiovascular Quality and Outcomes*, 12(7):e005122, 2019.
- [BLR13] Avrim Blum, Katrina Ligett, and Aaron Roth. A learning theory approach to noninteractive database privacy. *Journal of the ACM (JACM)*, 60(2):1–25, 2013.
- [BSG17] Vincent Bindschaedler, Reza Shokri, and Carl A Gunter. Plausible deniability for privacy-preserving data synthesis. *arXiv preprint arXiv:1708.07975*, 2017.
- [BSV22] March Boedihardjo, Thomas Strohmer, and Roman Vershynin. Privacy of synthetic data: A statistical framework. *IEEE Transactions on Information Theory*, 69(1):520–527, 2022.
- [BW18] Borja Balle and Yu-Xiang Wang. Improving the gaussian mechanism for differential privacy: Analytical calibration and optimal denoising. In *International Conference on Machine Learning*, pages 394–403. PMLR, 2018.
- [Con18] Nicholas Confessore. Cambridge Analytica and Facebook: The scandal and the fallout so far. *The New York Times*, 2018.
- [Csi75] Imre Csiszár. I-divergence geometry of probability distributions and minimization problems. *The Annals of Probability*, pages 146–158, 1975.
- [Csi84] Imre Csiszár. Sanov property, generalized I-projection and a conditional limit theorem. *The Annals of Probability*, pages 768–793, 1984.
- [CXZX15] Rui Chen, Qian Xiao, Yu Zhang, and Jianliang Xu. Differentially private high-dimensional data publication via sampling-based inference. In *ACM SIGKDD international conference on knowledge discovery and data mining*, pages 129–138, 2015.
- [Dat23] DataCebo, Inc. *Synthetic Data Metrics*, 2023. Version 0.9.3.
- [DG17] Dheeru Dua and Casey Graff. UCI machine learning repository, 2017.

- [DR14] Cynthia Dwork and Aaron Roth. The algorithmic foundations of differential privacy. *Foundations and Trends® in Theoretical Computer Science*, 9(3–4):211–407, 2014.
- [DRV10] Cynthia Dwork, Guy N Rothblum, and Salil Vadhan. Boosting and differential privacy. In *2010 IEEE 51st Annual Symposium on Foundations of Computer Science*, pages 51–60, 2010.
- [DWCS19] Mario Diaz, Hao Wang, Flavio P Calmon, and Lalitha Sankar. On the robustness of information-theoretic privacy measures and mechanisms. *IEEE Transactions on Information Theory*, 66(4):1949–1978, 2019.
- [DZ96] Amir Dembo and Ofer Zeitouni. Refinements of the Gibbs conditioning principle. *Probability Theory and Related Fields*, 104:1–14, 1996.
- [Fac20] Facebook AI. Introducing Opacus: A high-speed library for training PyTorch models with differential privacy. <https://ai.facebook.com/blog/introducing-opacus-a-high-speed-library-for-training-pytorch-models-with-differential-privacy/>, 2020.
- [GAH⁺14] Marco Gaboardi, Emilio Jesús Gallego Arias, Justin Hsu, Aaron Roth, and Zhiwei Steven Wu. Dual query: Practical private query release for high dimensional data. In *International Conference on Machine Learning*, pages 1170–1178. PMLR, 2014.
- [GMHI20] Chang Ge, Shubhankar Mohapatra, Xi He, and Ihab F Ilyas. Kamino: Constraint-aware differentially private data synthesis. *arXiv preprint arXiv:2012.15713*, 2020.
- [GODC22] Georgi Ganev, Bristena Oprisanu, and Emiliano De Cristofaro. Robin Hood and Matthew effects: Differential privacy has disparate impact on synthetic data. In *International Conference on Machine Learning*, pages 6944–6959. PMLR, 2022.
- [HBMAL19] Naoise Holohan, Stefano Braghin, Pól Mac Aonghusa, and Killian Levacher. Diffprivlib: the IBM differential privacy library. *arXiv preprint arXiv:1907.02444*, 2019.
- [HCZ⁺22] Max Hort, Zhenpeng Chen, Jie M Zhang, Federica Sarro, and Mark Harman. Bias mitigation for machine learning classifiers: A comprehensive survey. *arXiv preprint arXiv:2207.07068*, 2022.
- [HLM12] Moritz Hardt, Katrina Ligett, and Frank McSherry. A simple and practical algorithm for differentially private data release. *Advances in neural information processing systems*, 25, 2012.
- [HZCH20] Yifan Hu, Siqi Zhang, Xin Chen, and Niao He. Biased stochastic first-order methods for conditional stochastic optimization and applications in meta learning. *Advances in Neural Information Processing Systems*, 33:2759–2770, 2020.
- [JSH⁺22] James Jordon, Lukasz Szpruch, Florimond Houssiau, Mirko Bottarelli, Giovanni Cherubin, Carsten Maple, Samuel N Cohen, and Adrian Weller. Synthetic data—what, why and how? *arXiv preprint arXiv:2205.03257*, 2022.
- [JYVDS19] James Jordon, Jinsung Yoon, and Mihaela Van Der Schaar. PATE-GAN: Generating synthetic data with differential privacy guarantees. In *International conference on learning representations*, 2019.
- [KOV15] Peter Kairouz, Sewoong Oh, and Pramod Viswanath. The composition theorem for differential privacy. In *International Conference on Machine Learning*, pages 1376–1385. PMLR, 2015.
- [LSA⁺21] Daniel Levy, Ziteng Sun, Kareem Amin, Satyen Kale, Alex Kulesza, Mehryar Mohri, and Ananda Theertha Suresh. Learning with user-level privacy. *Advances in Neural Information Processing Systems*, 34:12466–12479, 2021.

- [LVS⁺21] Terrance Liu, Giuseppe Vietri, Thomas Steinke, Jonathan Ullman, and Steven Wu. Leveraging public data for practical private query release. In *International Conference on Machine Learning*, pages 6968–6977. PMLR, 2021.
- [LVW21] Terrance Liu, Giuseppe Vietri, and Steven Z Wu. Iterative methods for private synthetic data: Unifying framework and new methods. *Advances in Neural Information Processing Systems*, 34:690–702, 2021.
- [LWK15] Jaewoo Lee, Yue Wang, and Daniel Kifer. Maximum likelihood postprocessing for differential privacy under consistency constraints. In *ACM SIGKDD International Conference on Knowledge Discovery and Data Mining*, pages 635–644, 2015.
- [MMS21] Ryan McKenna, Gerome Miklau, and Daniel Sheldon. Winning the NIST contest: A scalable and general approach to differentially private synthetic data. *arXiv preprint arXiv:2108.04978*, 2021.
- [MMSM22] Ryan McKenna, Brett Mullins, Daniel Sheldon, and Gerome Miklau. Aim: An adaptive and iterative mechanism for differentially private synthetic data. *arXiv preprint arXiv:2201.12677*, 2022.
- [MOK18] Anna Montoya, Kirill Odintsov, and Martin Kotek. Home credit default risk, 2018.
- [MSM19] Ryan McKenna, Daniel Sheldon, and Gerome Miklau. Graphical-model based estimation and inference for differential privacy. In *International Conference on Machine Learning*, pages 4435–4444. PMLR, 2019.
- [NS06] Arvind Narayanan and Vitaly Shmatikov. How to break anonymity of the Netflix prize dataset. *arXiv preprint cs/0610105*, 2006.
- [PB14] Neal Parikh and Stephen Boyd. Proximal algorithms. *Foundations and trends® in Optimization*, 1(3):127–239, 2014.
- [RE19] Carey Radebaugh and Ulfar Erlingsson. Introducing TensorFlow privacy: Learning with differential privacy for training data. <https://blog.tensorflow.org/2019/03/introducing-tensorflow-privacy-learning.html>, 2019.
- [RLP⁺20] Lucas Rosenblatt, Xiaoyan Liu, Samira Pouyanfar, Eduardo de Leon, Anuj Desai, and Joshua Allen. Differentially private synthetic data: Applied evaluations and enhancements. *arXiv preprint arXiv:2011.05537*, 2020.
- [RTMT21] Diane Ridgeway, Mary F Theofanos, Terese W Manley, and Christine Task. Challenge design and lessons learned from the 2018 differential privacy challenges. *NIST Technical Note 2151*, 2021.
- [Sma23] SmartNoise. Smartnoise sdk: Tools for differential privacy on tabular data, 2023.
- [TMH⁺21] Yuchao Tao, Ryan McKenna, Michael Hay, Ashwin Machanavajjhala, and Gerome Miklau. Benchmarking differentially private synthetic data generation algorithms. *arXiv preprint arXiv:2112.09238*, 2021.
- [TWB⁺19] Uthaiapon Tantipongpipat, Chris Waites, Digvijay Boob, Amaresh Ankit Siva, and Rachel Cummings. Differentially private mixed-type data generation for unsupervised learning. *arXiv preprint arXiv:1912.03250*, 1:13, 2019.
- [UV20] Jonathan Ullman and Salil Vadhan. PCPs and the hardness of generating synthetic data. *Journal of Cryptology*, 33(4):2078–2112, 2020.
- [VTB⁺20] Giuseppe Vietri, Grace Tian, Mark Bun, Thomas Steinke, and Steven Wu. New oracle-efficient algorithms for private synthetic data release. In *International Conference on Machine Learning*, pages 9765–9774. PMLR, 2020.

- [WLF16] Mengdi Wang, Ji Liu, and Ethan Fang. Accelerating stochastic composition optimization. *Advances in Neural Information Processing Systems*, 29, 2016.
- [XLW⁺18] Liyang Xie, Kaixiang Lin, Shu Wang, Fei Wang, and Jiayu Zhou. Differentially private generative adversarial network. *arXiv preprint arXiv:1802.06739*, 2018.
- [ZCP⁺17] Jun Zhang, Graham Cormode, Cecilia M Procopiuc, Divesh Srivastava, and Xiaokui Xiao. PrivBayes: Private data release via Bayesian networks. *ACM Transactions on Database Systems (TODS)*, 42(4):1–41, 2017.
- [ZXLZ14] Tianqing Zhu, Ping Xiong, Gang Li, and Wanlei Zhou. Correlated differential privacy: Hiding information in non-IID data set. *IEEE Transactions on Information Forensics and Security*, 10(2):229–242, 2014.

Appendix A Omitted Proofs

A.1 Proof of Theorem 1

Proof. Since (3) only has linear constraints and is feasible, the Slater’s condition holds. Recall that we assume \mathcal{X} is a finite set. Hence, we denote $\mathbf{p}^{\text{post}} \triangleq (P_{\text{post}}(\mathbf{x}))_{\mathbf{x} \in \mathcal{X}}$ and $\mathbf{p}^{\text{syn}} \triangleq (P_{\text{syn}}(\mathbf{x}))_{\mathbf{x} \in \mathcal{X}}$ where $p_{\mathbf{x}}^{\text{post}} \triangleq P_{\text{post}}(\mathbf{x})$, $p_{\mathbf{x}}^{\text{syn}} \triangleq P_{\text{syn}}(\mathbf{x})$. For each query, we denote $\mathbf{q}_k \triangleq (q_k(\mathbf{x}))_{\mathbf{x} \in \mathcal{X}}$. Now we introduce the dual variables μ , $\boldsymbol{\lambda}^+ \triangleq (\lambda_1^+, \dots, \lambda_K^+)$, and $\boldsymbol{\lambda}^- \triangleq (\lambda_1^-, \dots, \lambda_K^-)$. Then the Lagrangian function of (3) can be written as

$$\begin{aligned} & L(\mathbf{p}^{\text{post}}, \boldsymbol{\lambda}^+, \boldsymbol{\lambda}^-, \mu) \\ & \triangleq \sum_{\mathbf{x} \in \mathcal{X}} p_{\mathbf{x}}^{\text{post}} \log \frac{p_{\mathbf{x}}^{\text{post}}}{p_{\mathbf{x}}^{\text{syn}}} + \mu (\mathbf{1}^T \mathbf{p}^{\text{post}} - 1) + \sum_{k=1}^K \lambda_k^+ (\mathbf{q}_k^T \mathbf{p}^{\text{post}} - a_k - \gamma) + \lambda_k^- (-\mathbf{q}_k^T \mathbf{p}^{\text{post}} + a_k - \gamma). \end{aligned}$$

The Lagrangian function is strictly convex w.r.t. \mathbf{p}^{post} so it has a unique solution if exists. We compute the partial derivative w.r.t. \mathbf{p}^{post} and set it to be zero:

$$\frac{\partial L(\mathbf{p}^{\text{post}}, \boldsymbol{\lambda}^+, \boldsymbol{\lambda}^-, \mu)}{\partial p_{\mathbf{x}}^{\text{post}}} = \log \frac{p_{\mathbf{x}}^{\text{post}}}{p_{\mathbf{x}}^{\text{syn}}} + 1 + \mu + \sum_{k=1}^K (\lambda_k^+ - \lambda_k^-) q_{k,\mathbf{x}} = 0. \quad (6)$$

We denote $\boldsymbol{\lambda} \triangleq \boldsymbol{\lambda}^{+,*} - \boldsymbol{\lambda}^{-,*}$. Then (6) yields a closed-form expression of the optimal solution:

$$p_{\mathbf{x}}^{\text{post},*} = p_{\mathbf{x}}^{\text{syn}} \exp \left(- \sum_{k=1}^K \lambda_k q_{k,\mathbf{x}} - 1 - \mu^* \right).$$

Substitute this optimal solution into the Lagrangian function and rewrite it as

$$\begin{aligned} & L(\mathbf{p}^{\text{post},*}, \boldsymbol{\lambda}^+, \boldsymbol{\lambda}^-, \mu) \\ & = \sum_{\mathbf{x} \in \mathcal{X}} p_{\mathbf{x}}^{\text{post},*} \left(- \sum_{k=1}^K \lambda_k q_{k,\mathbf{x}} - 1 - \mu \right) + \mu \left(\sum_{\mathbf{x} \in \mathcal{X}} p_{\mathbf{x}}^{\text{post},*} - 1 \right) + \sum_{k=1}^K \sum_{\mathbf{x} \in \mathcal{X}} \lambda_k q_{k,\mathbf{x}} p_{\mathbf{x}}^{\text{post},*} + \dots \\ & = - \sum_{\mathbf{x} \in \mathcal{X}} p_{\mathbf{x}}^{\text{post},*} - \mu + \dots \\ & = - \sum_{\mathbf{x} \in \mathcal{X}} p_{\mathbf{x}}^{\text{syn}} \exp \left(- \sum_{k=1}^K \lambda_k q_{k,\mathbf{x}} - 1 - \mu \right) - \mu + \dots \end{aligned}$$

where we omit the terms that do not depend on μ . Therefore, the μ that maximizes $L(\mathbf{p}^{\text{post},*}, \boldsymbol{\lambda}^+, \boldsymbol{\lambda}^-, \mu)$ satisfies:

$$\sum_{\mathbf{x} \in \mathcal{X}} p_{\mathbf{x}}^{\text{syn}} \exp \left(- \sum_{k=1}^K \lambda_k q_{k,\mathbf{x}} - 1 - \mu^* \right) - 1 = 0.$$

We simplify the above expression and obtain

$$\exp(1 + \mu^*) = \sum_{\mathbf{x} \in \mathcal{X}} p_{\mathbf{x}}^{\text{syn}} \exp\left(-\sum_{k=1}^K \lambda_k q_{k,\mathbf{x}}\right).$$

Now we substitute μ^* into the Lagrangian function and get

$$L(\mathbf{p}^{\text{post},*}, \boldsymbol{\lambda}^+, \boldsymbol{\lambda}^-, \mu^*) = -\log \sum_{\mathbf{x} \in \mathcal{X}} p_{\mathbf{x}}^{\text{syn}} \exp\left(-\sum_{k=1}^K \lambda_k q_{k,\mathbf{x}}\right) - \sum_{k=1}^K a_k \lambda_k - \gamma \sum_{k=1}^K (\lambda_k^+ + \lambda_k^-).$$

Note that the $(\boldsymbol{\lambda}^+, \boldsymbol{\lambda}^-) \geq 0$ that maximizes $L(\mathbf{p}^{\text{post},*}, \boldsymbol{\lambda}^+, \boldsymbol{\lambda}^-, \mu^*)$ must satisfy $\lambda_k^+ \lambda_k^- = 0$ since, otherwise, we can replace them with

$$(\lambda_k^+ - \min\{\lambda_k^+, \lambda_k^-\}, \lambda_k^+ - \min\{\lambda_k^+, \lambda_k^-\})$$

and the Lagrangian function increases. Hence, we have $\|\boldsymbol{\lambda}\|_1 = \sum_{k=1}^K (\lambda_k^{+,*} + \lambda_k^{-,*})$. Now we simplify the Lagrangian function:

$$\begin{aligned} L(\mathbf{p}^{\text{post},*}, \boldsymbol{\lambda}^+, \boldsymbol{\lambda}^-, \mu^*) &= -\log \sum_{\mathbf{x} \in \mathcal{X}} p_{\mathbf{x}}^{\text{syn}} \exp\left(-\sum_{k=1}^K \lambda_k q_{k,\mathbf{x}}\right) - \sum_{k=1}^K a_k \lambda_k - \gamma \|\boldsymbol{\lambda}\|_1 \\ &= -\log \left(\mathbb{E} \left[\exp\left(-\sum_{k=1}^K \lambda_k q_k(\mathbf{X})\right) \right] \right) - \sum_{k=1}^K a_k \lambda_k - \gamma \|\boldsymbol{\lambda}\|_1 \\ &= -\log \left(\mathbb{E} \left[\exp\left(\sum_{k=1}^K -\lambda_k (q_k(\mathbf{X}) - a_k)\right) \right] \right) - \gamma \|\boldsymbol{\lambda}\|_1. \end{aligned}$$

Finally, we rewrite the optimal primal solution as

$$\begin{aligned} P^{\text{post},*}(\mathbf{x}) &\propto P^{\text{syn}}(\mathbf{x}) \exp\left(-\sum_{k=1}^K \lambda_k^* q_k(\mathbf{x})\right) \\ &\propto P^{\text{syn}}(\mathbf{x}) \exp\left(-\sum_{k=1}^K \lambda_k^* (q_k(\mathbf{x}) - a_k)\right). \end{aligned}$$

□

Appendix B More Details on Algorithm Implementation

Denosing output from Laplace mechanism. For a given matrix $\mathbf{Q} \in \mathbb{R}^{K \times S}$ and a vector $\mathbf{a} \in \mathbb{R}^K$, we can denoise the outputs from Laplace mechanism by solving a linear program (LP):

$$\begin{aligned} \mathbf{p}^* &= \underset{\mathbf{p} \in \Delta_S^+}{\text{argmin}} \|\mathbf{Q}\mathbf{p} - \mathbf{a}\|_1 \\ &= \underset{\mathbf{p} \in \mathbb{R}^S}{\text{argmin}} \mathbf{1}^T \mathbf{t} \\ &\quad \mathbf{Q}\mathbf{p} - \mathbf{a} \leq \mathbf{t} \\ &\quad \mathbf{Q}\mathbf{p} - \mathbf{a} \geq -\mathbf{t} \\ &\quad \mathbf{1}^T \mathbf{p} = 1 \\ &\quad \mathbf{p} > 0. \end{aligned}$$

Denosing output from Gaussian mechanism. For a given matrix $\mathbf{Q} \in \mathbb{R}^{K \times S}$ and a vector $\mathbf{a} \in \mathbb{R}^K$, we can solve the following quadratic program to denoise the outputs from Gaussian mechanism:

$$\mathbf{p}^* = \underset{\mathbf{p} \in \Delta_S^+}{\text{argmin}} \frac{1}{2} \|\mathbf{Q}\mathbf{p} - \mathbf{a}\|_2^2.$$

Implementing Algorithm 1 in log-domain. Recall that we introduced a stochastic first-order method for computing the dual variables in Algorithm 1. To avoid underflow and overflow problems, we use log-domain computations to implement this algorithm. The details are included in Algorithm 2.

Algorithm 2 Dual variables computation in log scale.

Input: $\mathcal{D} = \{\bar{\mathbf{q}}_i\}_{i=1}^n$ where $\bar{\mathbf{q}}_i = (q_1(\mathbf{x}_i) - a_1, \dots, q_K(\mathbf{x}_i) - a_K)$; maximal number of iterations T ; mini-batch index $\mathcal{B}_t \subseteq [n]$; step size α_t

for $t = 1, \dots, T$ **do**

Dual variables update (in log-scale):

$$l_j^{(t+1)} = \exp \left(\text{prox}_{\alpha_t \gamma \|\cdot\|_1} \left(\log(l_j^{(t)}) + \frac{\alpha_t}{\tau^{(t)}} \frac{1}{|\mathcal{B}_t|} \sum_{i \in \mathcal{B}_t} \prod_{k=1}^K l_k^{(t)(-\bar{q}_{i,k})} \bar{q}_{i,j} \right) \right) \quad \text{for } j \in [K]$$

$$\tau^{(t+1)} = \frac{1}{|\mathcal{B}_t|} \sum_{i \in \mathcal{B}_t} \prod_{k=1}^K l_k^{(t+1)(-\bar{q}_{i,k})}$$

end for

Output: $\boldsymbol{\lambda}^{(T+1)} = \log(\mathbf{l}^{(T+1)})$

Function: $\text{prox}_{\alpha \|\cdot\|_1}(x) = \text{sign}(x) \max\{|x| - \alpha, 0\}$

Appendix C Details on the Experimental Results

We provide details about our experiments and some additional results in this section. In Figure 2, 3, 4, we demonstrate additional experimental results on correlation alignments on other datasets. We select 5 features from the synthetic data that have the highest absolute correlation with the target variable, and then align their pairwise correlation with real data. Note that synthetic data generated from differential DP mechanisms may exhibit distinct correlation matrices so the 5 features chosen from each synthetic dataset might differ.

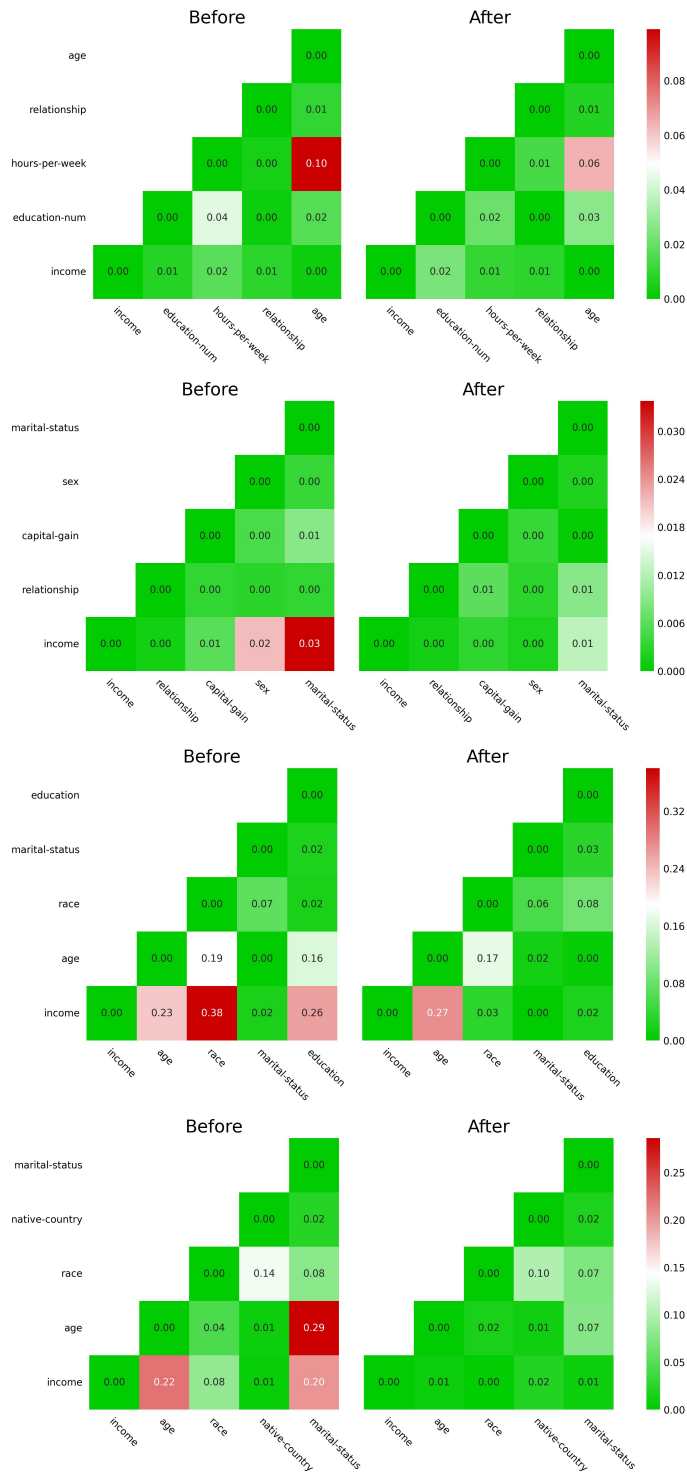


Figure 2: Left: absolute difference between the real and *synthetic* data correlation matrices. Right: absolute difference between the real and *post-processed* synthetic data correlation matrices. The synthetic data are generated by applying AIM (first row), MST (second row), DPCTGAN (third row), and PATECTGAN (last row) to the `adult` dataset. As shown, our procedure effectively aligns the correlation matrix of the synthetic data with that of the real data.

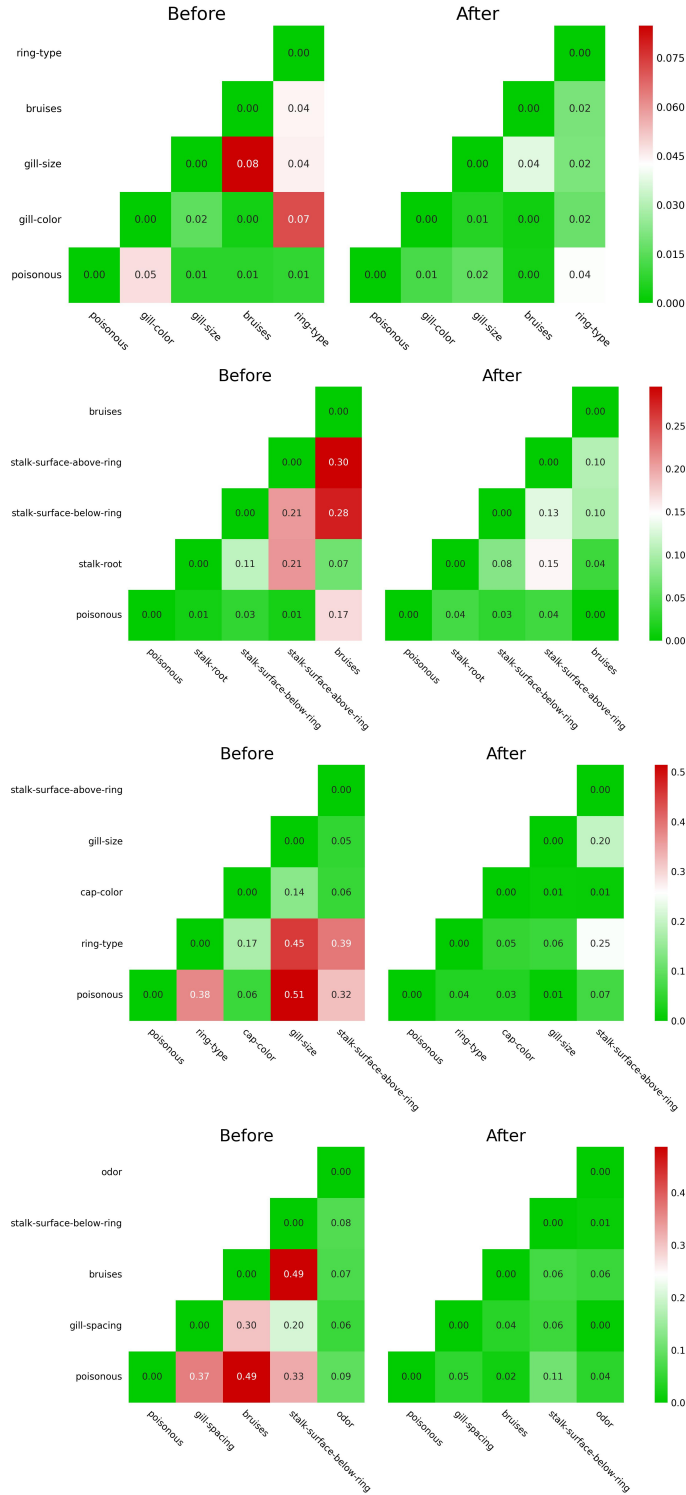


Figure 3: Left: absolute difference between the real and *synthetic* data correlation matrices. Right: absolute difference between the real and *post-processed* synthetic data correlation matrices. The synthetic data are generated by applying AIM (first row), MST (second row), DPCTGAN (third row), and PATECTGAN (last row) to the mushroom dataset. As shown, our procedure effectively aligns the correlation matrix of the synthetic data with that of the real data.

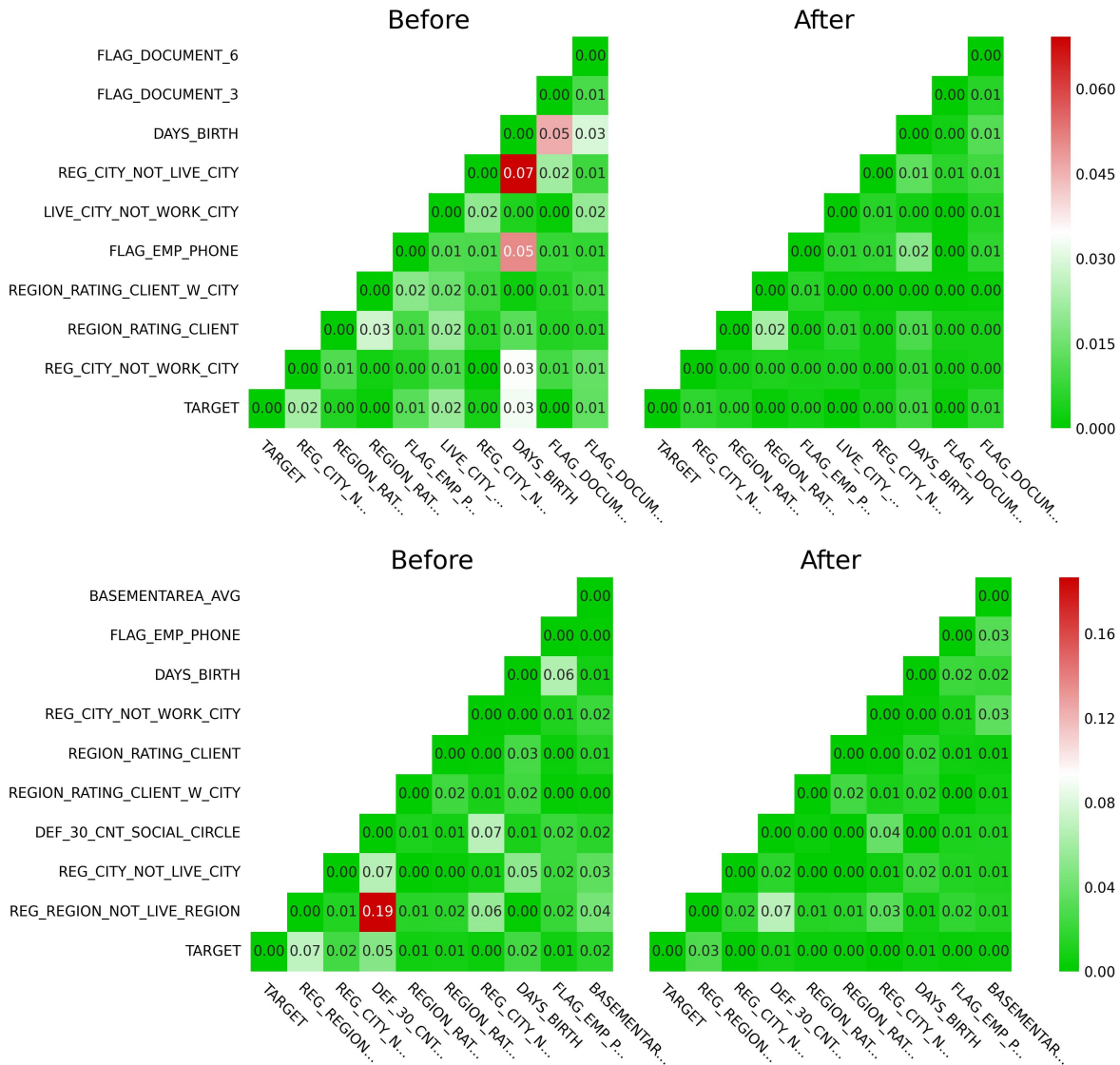


Figure 4: Left: absolute difference between the real and *synthetic* data correlation matrices. Right: absolute difference between the real and *post-processed* synthetic data correlation matrices. The synthetic data are generated by applying $GEM_{\epsilon=3.0}$ (first row) and $GEM_{\epsilon=10.0}$ (second row) to the `home-credit` dataset. As shown, our procedure effectively aligns the correlation matrix of the synthetic data with that of the real data.