
Black-Box Variational Inference Converges

Kyurae Kim
University of Pennsylvania
kyrkim@seas.upenn.edu

Kaiwen Wu
University of Pennsylvania
kaiwenwu@seas.upenn.edu

Jisu Oh
North Carolina State University
joh26@ncsu.edu

Yian Ma
University of California San Diego
yianma@ucsd.edu

Jacob R. Gardner
University of Pennsylvania
jacobrg@seas.upenn.edu

Abstract

We provide the first convergence guarantee for full black-box variational inference (BBVI), also known as Monte Carlo variational inference. While preliminary investigations worked on simplified versions of BBVI (*e.g.*, bounded domain, bounded support, only optimizing for the scale, and such), our setup does not need any such algorithmic modifications. Our results hold for log-smooth posterior densities with and without strong log-concavity and the location-scale variational family. Also, our analysis reveals that certain algorithm design choices commonly employed in practice, particularly, nonlinear parameterizations of the scale of the variational approximation, can result in suboptimal convergence rates. Fortunately, running BBVI with proximal stochastic gradient descent fixes these limitations, and thus achieves the strongest known convergence rate guarantees. We evaluate this theoretical insight by comparing proximal SGD against other standard implementations of BBVI on large-scale Bayesian inference problems.

1 Introduction

Despite the practical success of black variational inference (BBVI; [Kucukelbir et al., 2017](#); [Ranganath et al., 2014](#); [Titsias & Lázaro-Gredilla, 2014](#)), or Monte Carlo variational inference, whether it converges under appropriate assumptions on the target problem have been an open problem for a decade. While our understanding of BBVI has been advancing ([Bhatia et al., 2022](#); [Challis & Barber, 2013](#); [Domke, 2019, 2020](#); [Hoffman & Ma, 2020](#)), a full convergence guarantee that extends to the practical implementations as used in probabilistic programming languages (PPL) such as Stan ([Carpenter et al., 2017](#)), Turing ([Ge et al., 2018](#)), Tensorflow Probability ([Dillon et al., 2017](#)), Pyro ([Bingham et al., 2019](#)), and PyMC ([Patil et al., 2010](#)) has yet to be demonstrated.

Due to our lack of understanding, a consensus on how we should implement our BBVI algorithms has yet to be achieved. For example, when the variational family is chosen to be the location-scale family, the “scale” matrix can be parameterized linearly or nonlinearly, and both parameterizations are used by default in popular software packages. ([Bingham et al., 2019](#); [Salvatier et al., 2016](#)). Surprisingly, as we will show, seemingly innocuous design choices like these can substantially impact the convergence of BBVI. This is critical as BBVI has been shown to be less robust (*e.g.*, sensitive to initial points, stepsizes, and such) than competing inference methods such as Markov chain Monte Carlo (MCMC). (See [Dhaka et al., 2020](#); [Domke, 2020](#); [Welandawe et al., 2022](#); [Yao et al., 2018](#)). Instead, the evaluation of BBVI algorithms has relied on expensive empirical evaluations ([Agrawal et al., 2020](#); [Dhaka et al., 2021](#); [Giordano et al., 2018](#); [Yao et al., 2018](#)).

To rigorously analyze the design of BBVI algorithms, we establish the first convergence guarantee for the implementations, *precisely* as used in practice. We provide results for BBVI using location-scale

variational posteriors for approximating log-smooth posteriors, whether or not they are log-concave or strongly log-concave. These assumptions on the posterior are routinely used to analyze the convergence of optimization (Garrigos & Gower, 2023) and sampling algorithms (Dwivedi et al., 2019, §2.3). Furthermore, the location-scale family encompasses Gaussian and elliptical variational families (Domke & Sheldon, 2018), arguably the most widely used variational families in practice. The key is to show that evidence lower bound (ELBO; Jordan et al., 1999) satisfies regularity conditions required by convergence proofs of stochastic gradient descent (SGD; Bottou, 1999; Nemirovski et al., 2009; Robbins & Monro, 1951), the workhorse underlying BBVI.

Our analysis reveals that nonlinear scale parameterizations used in practice (see Table 1 by Kim et al. 2023) are suboptimal. Most importantly, they provably break strong convexity; even if the posterior is strongly log-concave, the ELBO is not strongly convex anymore. However, with the linear parameterization, the objective is no longer smooth, making theoretical analysis challenging. Because of this, Domke (2020) proposed to use proximal SGD, which Agrawal & Domke (2021, Appendix A) report better performance than vanilla SGD with nonlinear parameterizations. Indeed, we show that BBVI with proximal SGD achieves the *fastest* known convergence rates of SGD, unlike vanilla BBVI. Thus, we provide a concrete reason for employing proximal SGD. We evaluate this insight on large-scale Bayesian inference problems by implementing an Adam-like (Kingma & Ba, 2015) variant of proximal SGD proposed by Yun et al. (2021).

To summarize, we provide the following contributions:

- ❶ **Convergence Guarantee for BBVI:** Theorem 3 establishes the first **full convergence guarantee** of BBVI precisely as used in practice.
- ❷ **Optimality of Linear Parameterizations:** Theorem 2 shows that, for location-scale variational families, nonlinear scale (covariance) parameterizations widely used in practice are suboptimal.
- ❸ **Convergence Guarantee for Proximal BBVI:** Theorem 4 guarantees that, if proximal SGD is used, BBVI of ϵ -strongly log concave posteriors converges *fast*.
- ❹ **Evaluation of Proximal BBVI in Practice:** In Section 4, we evaluate the utility of proximal SGD on large-scale Bayesian inference problems.

2 Background

Notation Random variables are denoted in serif (e.g., θ , μ), vectors are in bold (e.g., \mathbf{v} , \mathbf{m}), and matrices are in bold capitals (e.g., \mathbf{A}). For a vector \mathbf{v} , we denote the inner product as $\langle \mathbf{v}, \mathbf{v} \rangle$, the 2 norm as $\|\mathbf{v}\|_2 = \sqrt{\langle \mathbf{v}, \mathbf{v} \rangle}$, the ∞ norm as $\|\mathbf{v}\|_\infty = \max_{i=1, \dots, d} |v_i|$. For a matrix \mathbf{A} , $\|\mathbf{A}\|_F = \sqrt{\text{tr}(\mathbf{A}^T \mathbf{A})}$ denotes the Frobenius norm. \mathbb{S}_{++}^d is the set of positive definite matrices.

2.1 Black-Box Variational Inference

Variational inference (VI, Blei et al., 2017; Jordan et al., 1999; Zhang et al., 2019) aims to minimize the exclusive (or backward/reverse) Kullback-Leibler (KL) divergence as:

$$\text{minimize } D_{\text{KL}}(q(\boldsymbol{\theta}) \parallel p(\boldsymbol{\theta})) = -\log \int p(\boldsymbol{\theta}) q(\boldsymbol{\theta}) d\boldsymbol{\theta},$$

where $D_{\text{KL}}(q \parallel p)$ is the KL divergence, $-\int p(\boldsymbol{\theta}) \log p(\boldsymbol{\theta}) d\boldsymbol{\theta}$ is the differential entropy, $p(\boldsymbol{\theta})$ is the (target) posterior distribution, and $q(\boldsymbol{\theta})$ is the variational distribution,

\mathcal{G} denotes a bijector (Dillon et al., 2017; Fjelde et al., 2020; Leger, 2023), where its use as $\mathcal{G}(q)$ forms the automatic differentiation VI (ADVI; Kucukelbir et al., 2017) family, which is widely used. While alternative approaches to VI (Dieng et al., 2017; Hernandez-Lobato et al., 2016; Kim et al., 2022; Naesseth et al., 2020) exist, so far, exclusive KL minimization has been the most successful. We thus use exclusive KL minimization as a synonym for VI, following tradition.

Equivalently, one minimizes the negative *evidence lower bound* (ELBO, Jordan et al., 1999) :

$$\text{minimize } \int p(\boldsymbol{\theta}) \log q(\boldsymbol{\theta}) d\boldsymbol{\theta} - \log \int p(\boldsymbol{\theta}) d\boldsymbol{\theta} - \int q(\boldsymbol{\theta}) \log p(\boldsymbol{\theta}) d\boldsymbol{\theta},$$

where $\ell(\boldsymbol{\theta})$ is the *joint likelihood*, which is proportional to the posterior: $p(\boldsymbol{\theta}) \propto \ell(\boldsymbol{\theta}) p_0(\boldsymbol{\theta})$, where $p_0(\boldsymbol{\theta})$ is the prior distribution.

2.2 Variational Family

Among various options, our results are restricted to the location-scale ADVI family.

Definition 1 (ADVI Family; Kucukelbir et al. 2017). Let μ be some d -dimensional distribution. Then, q , such that

$$q(\mathbf{x}) = \mu^{-1}(\mathbf{y});$$

is said to be a member of the ADVI family with the base distribution μ parameterized with θ .

Using an identity bijector $\mathbf{y} = \mathbf{g}(\mathbf{x})$ reduces the ADVI family to that of μ . Furthermore, the properties of the bijector \mathbf{g} will later be fully contained in the objective function (see Section 2.4), without loss of generality. As such, the main properties of the variational family emerge from the underlying location-scale family distribution μ . This, in turn, is an instance of the broader reparameterized family, specified by the *reparameterization function* \mathbf{g} .

Definition 2 (Reparameterized Family).

Let μ be some d -variate distribution. Then, ν that can be equivalently represented as

$$\nu = \mu \circ \mathbf{g};$$

where \equiv is equivalence in distribution, ν is said to be part of a reparameterized family generated by the base distribution μ and the reparameterization function \mathbf{g} .

Definition 3 (Loc.-Scale Reparam. Func.).

An affine mapping \mathbf{g} defined as

$$\mathbf{g}(\mathbf{z}) = \mathbf{A}\mathbf{z} + \mathbf{b}$$

with \mathbf{z} containing the parameters for forming the location μ and scale $\sigma = (\sigma_1, \dots, \sigma_d)^\times$ is called the location-scale reparameterization function.

The location-scale variational family enables tractable theoretical analysis, as demonstrated by (Domke, 2019, 2020; Kim et al., 2023), and includes the most widely used variational families such as the multivariate Student-t, elliptical (Domke & Sheldon, 2018), and Gaussian families.

We impose light assumptions on the base distribution μ which are already satisfied by most variational families used in practice.

Assumption 1 (Base Distribution). μ is a d -dimensional distribution such that μ and $\mu = (\mu_1, \dots, \mu_d)$ with independently and identically distributed components. Furthermore, μ is (i) symmetric and standardized such that $\mu_1 = 0$, $\mu_2 = 1$, $\mu_3 = 0$, and (ii) has finite kurtosis $\mu_4 = \kappa < \infty$.

The assumptions on the variational family we will use throughout this work are collectively summarized in the following assumption:

Assumption 2. The variational family is the location-scale family formed by Definitions 2 and 3 with the base distribution μ satisfying Assumption 1.

2.3 Scale Parameterizations

For the “scale” matrix $\Sigma(\theta)$ in the location-scale family, any parameterization that results in a positive-definite covariance Σ_{++} is valid. However, for the ELBO to ever be convex, the entropy $\mathcal{H}(\Sigma)$ must be convex, which requires the mapping $\theta \mapsto \Sigma$ to be convex. To ensure this, we restrict Σ to be positive (lower) triangular matrices, essentially, Cholesky factors. This leaves two of the most common parameterizations:

Definition 4 (Mean-Field Param.).

$$\Sigma = \text{diag}(\mathbf{d})$$

where \mathbf{d} forms the diagonal elements such that

$$\mathbf{d} = \{(d_1, \dots, d_d)\}.$$

Definition 5 ((Full-Rank) Cholesky Param.).

$$\Sigma = \mathbf{L}\mathbf{L}^\times + \mathbf{D}$$

where \mathbf{L} forms the diagonal elements, \mathbf{D} is a strictly lower triangular matrix,

$$\mathbf{L} = \left\{ \begin{pmatrix} l_{11} & & \\ & \ddots & \\ & & l_{dd} \end{pmatrix}, \mathbf{D} = \text{vec}(\mathbf{D}) \in \mathbb{R}^{d(d-1)/2} \right\}.$$

Here, \mathbf{L} is discussed in the next paragraph, \mathbf{D}^\times is a diagonal matrix such that $\text{diag}(\mathbf{D}^\times) = (d_1, \dots, d_d)$, and \mathbf{D} is a function we call a *diagonal conditioner*.

Linear v.s. Nonlinear Parameterizations Two choices are typical for the diagonal conditioner \mathbf{D} : linear and nonlinear. When the diagonal conditioner is a linear function $\mathbf{D}(\mathbf{z}) = \mathbf{L}\mathbf{z}$, we say that the covariance parameterization is *linear*. In this case, to ensure that Σ is a Cholesky factor, the domain

of ψ is set as $\psi = \psi_+$. On the other hand, by choosing a nonlinear conditioner $\psi = \psi_+$, we can make the domain of ψ to be the unconstrained \mathbb{R}^d . Because of this, nonlinear conditioners such as the softplus (Dugas *et al.*, 2000), defined as $\text{softplus}(\psi) = \log(1 + \exp(\psi))$ and exponential functions are frequently used (See Table 1 by Kim *et al.*, 2023).

2.4 Problem Structure of Black-Box Variational Inference

Exclusive KL minimization VI is fundamentally a composite (regularized) optimization problem

$$\mathcal{L}(\theta) = \mathbb{E}_{\mathcal{D}}(\mathcal{L}(\theta)) + \mathcal{R}(\theta), \quad (\text{ELBO})$$

where $\mathbb{E}_{\mathcal{D}}$ is called the *energy term* and \mathcal{R} is the *entropic regularizer* defined as $\mathcal{R}(\theta) = -\mathcal{H}(\mathcal{D}(\theta))$. BBVI, in particular, introduces more structure.

An illustration of the taxonomy is shown in Figure 1. In particular, BBVI exploits the *infinite sum* structure of VI such that

$$\begin{aligned} \mathcal{L}(\theta) &= \mathbb{E}_{\mathcal{D}} \text{RP}(\theta; \mathcal{D}) + \mathcal{R}(\theta) \quad (\text{CP IS}) \\ &= \mathbb{E}_{\mathcal{D}} (\mathcal{L}(\theta)) + \mathcal{R}(\theta) \quad (\text{CP IS RP}) \\ &= \mathcal{L}(\theta) + \mathcal{R}(\theta), \end{aligned}$$

where BBVI is obtained by specializing \mathcal{R} as

$$\mathcal{R}(\theta) = -\log \left| \mathcal{J}^{-1}(\theta) \right| - \log \left| \mathcal{J}^{-1}(\theta) \right|$$

and $\mathcal{J}^{-1}(\theta)$ is the Jacobian of the bijector (Kucukelbir *et al.*, 2017). The use of \mathcal{R} augments \mathcal{L} , which is now part of the ADVI family. If one uses the trivial transform $\mathcal{L}(\theta) = \mathcal{L}(\theta)$, simplifies into the negative log joint likelihood. Thus, the properties of \mathcal{L} are formed by the log joint likelihood or log posterior.

Theoretical Challenges The problem structure of BBVI has multiple challenges that makes its analysis difficult. First, denoting $\text{RP}(\theta; \mathcal{D}) = \mathcal{L}(\theta)$, the reparameterization structure results in

$$\text{RP}(\theta; \mathcal{D}) = \text{RP}(\theta; \mathcal{D}),$$

due to the Jacobian of \mathcal{L} . This makes connecting the properties of \mathcal{L} and \mathcal{R} challenging. Furthermore, the classification of BBVI as an infinite sum problem have been alienating BBVI with the modern analysis of SGD. This is because recent analyses of SGD (Gower *et al.*, 2019; Nguyen *et al.*, 2018; Vaswani *et al.*, 2019) have increasingly been relying on the assumption that $\text{RP}(\theta; \mathcal{D})$ is \max -smooth:

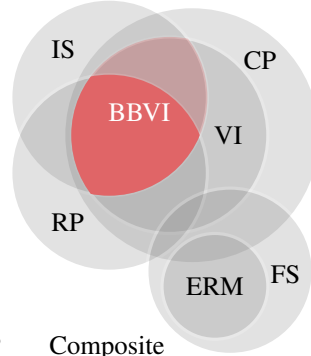
$$\text{RP}(\theta; \mathcal{D}) - \text{RP}(\theta; \mathcal{D}) \leq \max_{\theta} \|\mathcal{J}(\theta)\|, \quad (1)$$

for every possible realization of the stochasticity \mathcal{D} . This may be sensible if the support of \mathcal{D} is bounded, which is mostly the case in the ERM setting. However, for the class of infinite sum (IS) problems, this does not hold. Previous work circumvents this issue by assuming (1) that the support of \mathcal{D} is bounded (Fujisawa & Sato, 2021) which implicitly changes the variational family, or (2) that the gradient $\mathcal{J}(\theta)$ is bounded by a constant (Buchholz *et al.*, 2018; Liu & Owen, 2021) which contradicts strong convexity (Nguyen *et al.*, 2018).

3 Convergence of Black-Box Variational Inference

3.1 Regularity of the Evidence Lower Bound

The regularity (*e.g.*, smoothness, convexity) of the ELBO under the linear parameterization $\mathcal{L}(\theta) = \mathcal{L}(\theta)$ has been previously analyzed by Challis & Barber (2013); Domke (2020). We generalize these results by establishing similar conditions under the use of nonlinear conditioners.



CP	Composite
IS	Infinite sum
RP	Reparameterized
FS	Finite sum
ERM	Empirical risk minimization

Figure 1: **Taxonomy of variational inference.** Within BBVI, this work only considers the reparameterization gradient (BBVI = RP, shown in **dark red**). This leaves out BBVI with the score gradient estimator (BBVI = RP, shown in **light red**) The set VI = FS includes sparse variational Gaussian processes (Titsias, 2009), while the remaining set VI (FS = IS = RP) includes coordinate ascent VI (Blei *et al.*, 2017).

Smoothness of Entropic Regularizer Under the linear parameterization, [Domke \(2020\)](#) has previously shown that the entropic regularizer term is not smooth. This fact immediately implies the ELBO is not smooth. However, certain nonlinear conditioners result in a smooth regularizer.

Lemma 1 (Smoothness of Entropy with Nonlinear). *If the diagonal conditioner is μ -log-smooth, the entropic regularizer is $\frac{1}{\mu}$ -smooth.*

Proof. See the *supplementary material*.

Example 1. Let the diagonal conditioner be the softplus function such that $\mu(\cdot) = \text{softplus}(\cdot)$. Then, the entropic regularizer is $\frac{1}{0.167096}$ -smooth.

Example 2. Let the diagonal conditioner be the exponential function such that $\mu(\cdot) = \exp(\cdot)$. Then, the entropic regularizer is $\frac{1}{\mu}$ -smooth for arbitrarily small μ .

This might initially suggest that diagonal conditioners are a promising way of making the ELBO smooth. Unfortunately, the properties of the *energy term* \mathcal{E} change unfavorably.

Smoothness of Energy To prove that the energy term is smooth, the following assumption on the second moment of the gradient must hold.

Assumption 3. The reparameterized gradient $(\nabla_{\mathbf{z}} \text{RP}(\cdot; \cdot))$ satisfy

$$\nabla_{\mathbf{z}} \text{RP}(\cdot; \cdot) \nabla_{\mathbf{z}} \text{RP}(\cdot; \cdot)^T \preceq \text{diag}(\mu(\cdot))$$

where \odot is the Hadamard product, and $\text{diag}(\mu(\cdot)) = \text{diag}(\mu(\cdot))$.

This inequality does not appear to be directly related to notions such as convexity and smoothness. As a result, this must be proven on a case-by-case basis. We provide a simple proof for the case where μ is quadratic.

Example 3. Let μ be a quadratic such that $\mu(\cdot) = \frac{1}{2}\|\cdot\|^2$ and the diagonal conditioner be $\mu(\cdot) = \text{softplus}(\cdot)$. Then, μ and μ satisfy [Assumption 3](#) with $\frac{1}{0.26034 \max_{=1, \dots, \dots}}$.

Proof. See the *supplementary material*.

Given [Assumption 3](#), the energy term can be shown to be smooth.

Theorem 1 (Smoothness of Energy). *Let μ be μ -smooth. Then, the following results holds:*

- (i) *If μ is linear, the energy \mathcal{E} is $\frac{1}{\mu}$ -smooth.*
- (ii) *If μ is 1-Lipschitz and [Assumption 3](#) is satisfied, the energy \mathcal{E} is $\frac{1}{\mu} + \frac{1}{\mu}$ -smooth.*

Proof. See the *supplementary material*.

Combined with [Lemma 1](#), this directly implies that the overall ELBO is smooth, but with a larger smoothness constant:

Corollary 1 (Smoothness of the ELBO). *Let μ be μ -smooth and [Assumption 3](#) hold. Furthermore, let the diagonal conditioner be 1-Lipschitz continuous, and μ -log-smooth. Then, the energy \mathcal{E} is $\frac{1}{\mu} + \frac{1}{\mu}$ -smooth.*

The increase in smoothness constant requires a smaller stepsize to guarantee convergence. For intuition about how much the smoothness constant increases, consider the following toy example.

Example 4. Let μ be an μ -smooth quadratic such that $\mu(\cdot) = \frac{1}{2}\|\cdot\|^2$, where Σ is a diagonal matrix, and the diagonal conditioner be $\mu(\cdot) = \text{softplus}(\cdot)$. Then, μ and μ satisfy [Assumption 3](#) with $\frac{1}{0.26034}$. Thus, the ELBO is approximately $\frac{1}{0.26034} + 0.1671$ smooth.

Under the softplus function, the contribution of the entropy term is small, but, the increased non-smoothness of the energy term \mathcal{E} is not marginal. However, in our experiments, both synthetic and realistic, this concern does not seem to be a significant issue. Instead, the following results related to the *convergence rate*, are much more serious.

(Strong) Convexity of Energy Previously, [Domke \(2020\)](#) have shown that, under the linear parameterization, if μ is μ -strongly convex, the ELBO is also μ -strongly convex. However, when using a nonlinear conditioner with a co-domain of \mathbb{R}_+ , which is the whole point of using a nonlinear conditioner, strong convexity is broken.

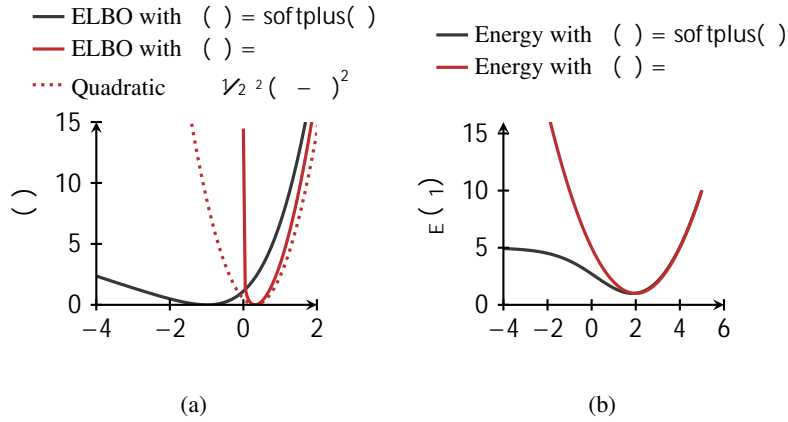


Figure 2: **Visualization of the optimization landscape resulting from different β .** (a) **The ELBO with the linear parameterization results exhibiting strong convexity.** The ELBO with respect to the scale β of a 1-dimensional Gaussian with variance $\sigma^2 = 0.1$ is shown. The strong-convexity is shown by the lower-bounding quadratic (dotted line \dots). (b) **Nonlinear parameterizations result in a non-convex energy.** The energy with respect to β of the strongly convex quadratic counterexample provided in Lemma 9 is shown.

Theorem 2. Let β be μ -strongly convex, and γ be a diagonal conditioner.

- (i) If β is linear, the energy E is μ -strongly convex.
- (ii) If β is convex with the mean-field parameterization, the energy E is convex.
- (iii) If β is convex with the Cholesky parameterization, the energy E may not be convex.
- (iv) If β is such that $\beta \in C^1(\mathbb{R}^d, \mathbb{R}^d)$, the energy E is not strongly convex.

Proof. See the supplementary material.

For any continuous, differentiable nonlinear conditioner that maps only to positive reals, the strong convexity of β does not translate into strong convexity of the ELBO. This phenomenon is visualized in Figure 2a. The loss surface becomes flat near the optimal scale parameter. This problem becomes more noticeable as the optimal scale becomes smaller.

Nonlinear conditioners are suboptimal. As the dataset grows, Bayesian posteriors are known to “contract” as characterized by the Bernstein-von Mises theorem (van der Vaart, 1998). That is, the posterior variance becomes close to 0. This behavior also applies to misspecified variational posteriors as shown by Wang & Blei (2019). Thus, for large datasets, nonlinear conditioners are clearly suboptimal (locally less strongly convex), but linear conditioners result in a non-smooth entropy (Domke, 2020). This dilemma originally motivated Domke to consider proximal SGD. We will analyze proximal SGD in detail in Section 3.3.

3.2 Convergence Black-Box Variational Inference

BBVI with SGD repeats the steps:

$$\beta_{t+1} = \beta_t - \eta \left(\hat{E}(\beta_t) + \gamma(\beta_t) \right),$$

where $\hat{E}(\beta)$ is an unbiased n -sample Monte Carlo gradient estimate of the energy, η is the stepsize. (See Kucukelbir et al., 2017 for algorithmic details.)

With our results in Section 3.1 and the results of Khaled & Richtárik (2023); Kim et al. (2023), we obtain a convergence guarantee. To bound the gradient variance through the results of Kim et al. (2023), we require an additional assumption.

Assumption 4. The likelihood with the Jacobian of the bijector

$$L(\beta) = -\log \left(\gamma^{-1}(\beta) \right) - \log \left| \gamma^{-1}(\beta) \right|$$

is μ -quadratically growing as

$$\frac{1}{2} \mu \|\beta - \beta^*\|^2 \leq L(\beta) - L(\beta^*)$$

for all β , β^* is the projection of β to the set of minimizers of L , and $L^* = \inf_{\beta} L(\beta)$.

This is strictly weaker than assuming that the likelihood satisfies the Polyak-Lojasiewicz inequality (Karimi *et al.*, 2016). Notice that \mathcal{L} since \mathcal{L} is defined with the (conditional) likelihood $\mathcal{L}(\theta)$, while \mathcal{L} is defined with the joint likelihood $\mathcal{L}(\theta, \phi)$.

Theorem 3 (Complexity of BBVI for Nonconvex). *Let the variational family satisfy Assumption 2 and the assumptions of Corollary 1 hold such that the ELBO is μ -smooth with $\mu = \mu_0 + \mu_1 + \mu_2$. If the likelihood satisfies Assumption 4, the iterates generated by BBVI include an ϵ -stationary point such that $\min_0 \|\theta - \theta^*\|_2^2 \leq \frac{\epsilon}{\mu}$ for any $\epsilon > 0$ if*

$$\frac{\epsilon}{\mu} \leq \frac{4 \mu_0^2 \kappa(\Sigma)}{\mu_0^2 \kappa(\Sigma) + 4 \mu_1^2 \kappa(\Sigma) + 4 \mu_2^2 \kappa(\Sigma)}$$

where $\kappa = \lambda_{\max} / \lambda_{\min}$, $\kappa(\Sigma) = \lambda_{\max}(\Sigma) / \lambda_{\min}(\Sigma)$ for the Cholesky and $\kappa(\Sigma) = \lambda_{\max}(\Sigma) / \lambda_{\min}(\Sigma) + 1$ for the mean-field parameterizations.

Proof. See the supplementary material.

Remark 1. Theorem 3 implies that, finding an ϵ -stationary point of the ELBO has $\frac{\epsilon}{\mu}$ complexity for the Cholesky and $\frac{\epsilon}{\mu} + 1$ for the mean-field parameterizations.

3.3 Proximal Stochastic Gradient Descent

We now consider proximal stochastic gradient descent (proximal SGD) as a remedy to the aforementioned issues of smoothness and strong convexity. Previously, proximal SGD have been proposed in the context of VI to develop specialized algorithms (Altosaar *et al.*, 2018; Khan *et al.*, 2016, 2015), but Domke (2020) proposed it as a general inference strategy for BBVI. The motivation is that, under the linear parameterization, the entropic regularizer is non-smooth, one can thus use proximal steps to exploit the (potential) smoothness of the energy term E . Here, we will show that using proximal SGD can help BBVI retrieve the fastest known convergence rates of SGD.

Proximal SGD for BBVI Proximal SGD repeats the following steps:

$$\theta_{t+1} = \text{prox}_{\eta} \left(\theta_t - \hat{g}_E(\theta_t) \right) = \arg \min \left\{ \hat{E}(\theta), \eta \|\theta - \theta_t\|^2 + \frac{1}{2} \|\theta - \theta_t\|^2 \right\},$$

where prox_{η} is known as the *proximal* operator, η is the stepsize, and \hat{g}_E is an η -sample Monte Carlo gradient estimator of the energy. For BBVI, the precise expression for the proximal operator for our problem is provided by Domke (2020) as

$$\text{prox}_{\eta}(\theta) = \theta + \frac{1}{2} (\eta^2 + 4)^{-1} (\theta - \theta_t).$$

We will use this proximal operator throughout this the remainder of this work.

3.4 Convergence of Proximal Black-Box Variational Inference

Most existing proofs for proximal SGD rely on the finite-sum assumption and the independently-smooth assumption (see Equation (1) and Section 2.4), which are used to prove that the gradient variance is well-behaved. We prove an analogous result for BBVI that doesn't rely on the problematic finite-sum assumption.

Lemma 2 (Convex Expected Smoothness). *Let E be μ -smooth and κ -strongly convex with the variational family satisfying Assumption 2 with the linear parameterization. Then,*

holds, where $D_E(\theta, \phi) = E(\theta) - E(\phi) - \frac{1}{2} \|\theta - \phi\|_E^2$ is the Bregman divergence, $\kappa = \lambda_{\max} / \lambda_{\min}$ is the condition number, $\kappa(\Sigma) = \lambda_{\max}(\Sigma) / \lambda_{\min}(\Sigma) + 1$ for the mean-field parameterizations.

Proof. See the supplementary material.

Furthermore, the gradient variance at the optimum must be bounded:

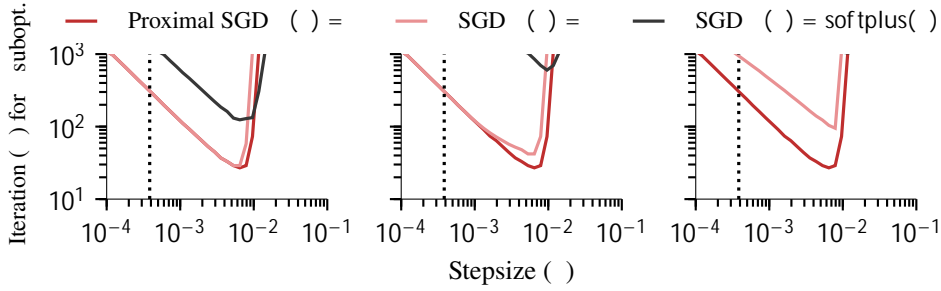


Figure 3: **Stepsize versus the number of iterations for vanilla SGD and proximal SGD to achieve $D_{\text{KL}}(\theta_0) = 1$ under different initializations for Gaussian posteriors.** The initializations (θ_0) are 10^{-3} , 10^{-5} from left to right, respectively. The average suboptimality at iteration was estimated from 10 independent runs. For each run, the target posterior was a 10-dimensional Gaussian with a covariance with a condition number $\kappa = 10$ and smoothness $\mu = 100$. The dotted line shows the largest stepsize theoretically allowed for proximal SGD.

Lemma 3 (Domke, 2019; Kim et al., 2023). Let f be μ -smooth with the variational family satisfying Assumption 2 and a 1-Lipschitz diagonal conditioner \mathcal{C} . Then, the gradient variance at the optimum $\arg \min_{\theta} f(\theta)$ is bounded as

$$\sigma^2 \leq \frac{1}{2} \left(\frac{\kappa}{\mu} \right)^2 \left(\frac{\kappa}{2} + \frac{\kappa^2}{F} \right),$$

where θ^* is a stationary point of f , and μ and κ are the location and scale formed by \mathcal{C} , the constants are $(\kappa, F) = (\mu, \mu)$ for the full-rank and $(\kappa, F) = (2\mu, \mu)$ for the mean-field parameterization, F is the kurtosis of f as defined in Assumption 1.

Proof. The full-rank case is proven by Domke (2019, Theorem 3), while the mean-field case is a basic corollary of the result by Kim et al. (2023, Lemma 2). \square

Note that, in the proof of stochastic optimization methods, the convergence rate is often determined by the gradient variance. Consequently, the dimensional dependence of the BBVI is introduced by Lemma 3. For full-rank parameterizations, this dimensional dependence is unfortunately tight (Domke, 2019).

Strongly Convex When f is μ -strongly convex and μ -smooth, we show the following:

Theorem 4 (Complexity of Proximal BBVI with Strongly Convex f). Let f be μ -smooth and μ -strongly convex. Then, for any $\epsilon > 0$, BBVI with a variational family satisfying Assumption 2 and the linear parameterization guarantees

$$= \min \left(\frac{1}{2} \frac{\kappa}{\mu}, \frac{1}{2} \frac{\kappa}{\mu} \right), \quad \max \left(\frac{1}{2} \frac{\kappa}{\mu}, \frac{1}{2} \frac{\kappa}{\mu} \right) \log \left(\frac{2}{\epsilon} \right),$$

where $\kappa = \kappa / \mu$ is the condition number, κ^2 is defined in Lemma 3, $\theta^* = \arg \min_{\theta} f(\theta)$, $(\kappa, F) = (\mu, \mu)$ for the Cholesky and $(\kappa, F) = (2\mu, \mu)$ for the mean-field parameterizations.

Proof. See the supplementary material.

Remark 2. Theorem 4 implies that BBVI with proximal SGD on μ -strongly convex f has a $(\frac{1}{2} \frac{\kappa}{\mu}, \frac{1}{2} \frac{\kappa}{\mu}) \log \left(\frac{2}{\epsilon} \right)$ for the Cholesky parameterization and $(\frac{1}{2} \frac{\kappa}{\mu}, \frac{1}{2} \frac{\kappa}{\mu}) \log \left(\frac{2}{\epsilon} \right)$ for the mean-field parameterization, where $\kappa = \kappa / \mu$ is the condition number.

4 Experiments

4.1 Synthetic Problem

Setup We first compare proximal SGD against vanilla SGD with linear and nonlinear parameterizations on a synthetic problem where the exact solution is known. While a similar experiment was already conducted by Domke (2020), here we include nonlinear parameterizations, which were not originally considered. We run all algorithms with a fixed stepsize to infer a multivariate Gaussian

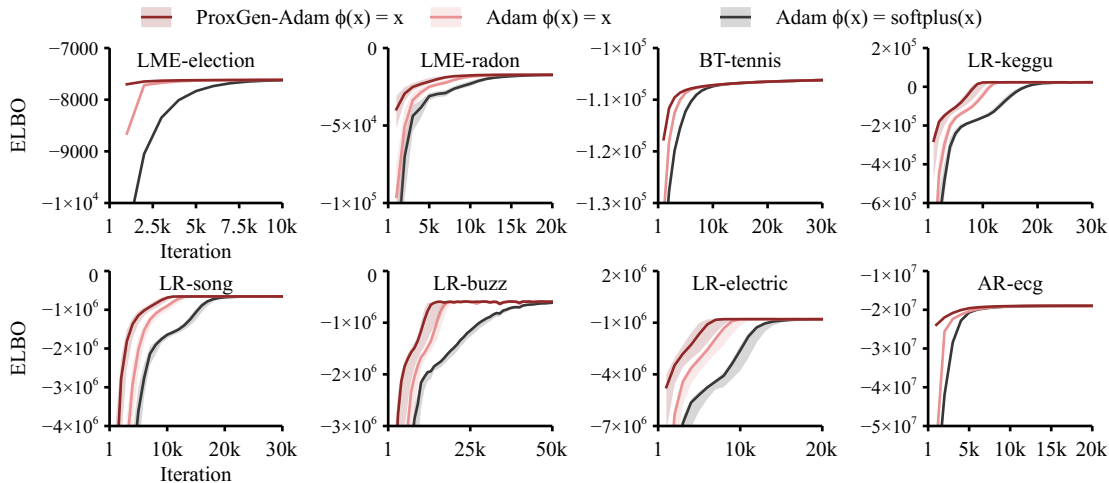


Figure 4: **Comparison of BBVI convergence speed (ELBO v.s. Iteration) of different optimization algorithms.** The error bands are the 80% quantiles estimated from 20 (10 for AR-ecg) independent replications. The results shown used a base stepsize of $\eta = 10^{-3}$, while the initial point was $\theta_0 = \cdot$, $\phi_0 = \cdot$. Details on the setup can be found in the text of [Section 4.2](#) and [Appendix D](#).

distribution with a full-rank covariance matrix. The variational approximation is a full-rank Gaussian formed by $\mu = (0, 1)$ and the Cholesky parameterization.

Results The results are shown in [Figure 3](#). Proximal SGD is clearly the most robust against initialization. Also, SGD with the nonlinear parameterization ($\phi(\cdot) = \text{softplus}(\cdot)$) is much slower to converge under all initializations. This confirms that linear parameterizations are indeed superior for both robustness against initializations and convergence speed.

4.2 Realistic Problems

Setup We now evaluate proximal SGD on realistic problems. In practice, Adam ([Kingma & Ba, 2015](#)) is empirically robust to algorithmic configurations ([Zhang et al., 2019](#)). The reason why Adam performs well on non-smooth, non-convex problems is still under investigation ([Kunstner et al., 2023](#); [Reddi et al., 2023](#); [Zhang et al., 2022](#)). Nonetheless, to compare fairly against Adam, we implement a recently proposed variant of proximal SGD called ProxGen ([Yun et al., 2021](#)), which includes an Adam-like update rule. The probabilistic models and datasets are fully described in [Appendix D](#). We implement these models and BBVI on top of the Turing ([Ge et al., 2018](#)) probabilistic programming framework. Due to the size of these datasets, we implement *doubly stochastic* subsampling ([Titsias & Lázaro-Gredilla, 2014](#)) with a batch size of $n = 100$ ($n = 500$ for BT-tennis) with $m = 10$ Monte Carlo samples. For batch subsampling, we implement random-reshuffling, which has been shown to be faster than independent subsampling both empirically ([Bottou, 2009](#)) and theoretically ([Haochen & Sra, 2019](#); [Mishchenko et al., 2020](#); [Nagaraj et al., 2019](#)). We observe that doubly stochastic BBVI also benefits from this but leave a detailed investigation to future works.

Results Representative results are shown in [Figure 4](#), with additional results in [Appendix E](#). Both ProxGen-Adam and Adam with the linear parameterization converge faster than Adam with nonlinear parameterization. Furthermore, for the case of election and buzz, Adam, with the nonlinear parameterization, converges much slower than the alternatives. Also, when using the linear parameterization, ProxGen-Adam appears to be generally faster than Adam. We note, however, that due to the difference in the update rule between ProxGen-Adam and Adam, the use of proximal operators alone might not fully explain the performance difference. Nevertheless, the results of our experiment do conclusively suggest that linear parameterizations are superior.

5 Discussions

Conclusions In this work, we have proven the convergence of BBVI. Our assumptions encompass implementations that are actually used in practice, and our theoretical analysis revealed limitations in some of the popular design choices (mainly the use of nonlinear conditioners). To resolve this issue, we re-evaluated the utility of proximal SGD both theoretically and practically, where it achieved the strongest theoretical guarantees for BBVI.

Related Works Until now, most of the convergence analyses of BBVI a-priori “assumed” the regularity of the ELBO (Buchholz *et al.*, 2018; Khan *et al.*, 2016, 2015; Liu & Owen, 2021; Regier *et al.*, 2017). Some rare exceptions include the works of Bhatia *et al.* (2022); Hoffman & Ma (2020), where they considered a simplified variant of BBVI where only the scale is optimized. We also note that our work is heavily based on the theoretical tools and results first established by Domke (2019, 2020). These tools were also used by Fujisawa & Sato (2021); Kim *et al.* (2023) to analyze BBVI.

An Open Problem Although we have proven that the mean-field dimensional family has superior dimensional dependence, empirical results suggest that there is room for improvement. From our analysis, we know that the dimensional dependence stems from the gradient variance. In particular, Kim *et al.* (2023) note that the () dimensional dependence empirically appears to be quite loose. Therefore, we pose the following conjecture:

Conjecture 1. *Under mild assumptions, BBVI for the mean-field variational family converges with only logarithmic dimensional dependence or no explicit dimensional dependence at all.*

This would put mean-field BBVI in a regime comparable to the best-known convergence rates in approximate MCMC (Freund *et al.*, 2022).

References

- Agrawal, Abhinav, & Domke, Justin. 2021. Amortized Variational Inference for Simple Hierarchical Models. *Pages 21388–21399 of: Advances in Neural Information Processing Systems*, vol. 34. Curran Associates, Inc. (page 2)
- Agrawal, Abhinav, Sheldon, Daniel R, & Domke, Justin. 2020. Advances in Black-Box VI: Normalizing Flows, Importance Weighting, and Optimization. *Pages 17358–17369 of: Advances in Neural Information Processing Systems*, vol. 33. Curran Associates, Inc. (page 1)
- Altosaar, Jaan, Ranganath, Rajesh, & Blei, David. 2018. Proximity Variational Inference. *Pages 1961–1969 of: Proceedings of the International Conference on Artificial Intelligence and Statistics*. PMLR. (page 7)
- Bertin-Mahieux, Thierry, Ellis, Daniel P.W., Whitman, Brian, & Lamere, Paul. 2011. The Million Song Dataset. *In: Proceedings of the International Conference on Music Information*. (page 37)
- Bhatia, Kush, Kuang, Nikki Lijing, Ma, Yi-An, & Wang, Yixin. 2022. Statistical and Computational Trade-Offs in Variational Inference: A Case Study in Inferential Model Selection. July. (pages 1, 10)
- Bingham, Eli, Chen, Jonathan P., Jankowiak, Martin, Obermeyer, Fritz, Pradhan, Neeraj, Karaletsos, Theofanis, Singh, Rohit, Szerlip, Paul, Horsfall, Paul, & Goodman, Noah D. 2019. Pyro: Deep Universal Probabilistic Programming. *Journal of Machine Learning Research*, **20**(28), 1–6. (page 1)
- Blei, David M., Kucukelbir, Alp, & McAuliffe, Jon D. 2017. Variational Inference: A Review for Statisticians. *Journal of the American Statistical Association*, **112**(518), 859–877. (pages 2, 4)
- Bottou, Léon. 1999. On-Line Learning and Stochastic Approximations. *Pages 9–42 of: On-Line Learning in Neural Networks*, first edn. Cambridge University Press. (page 2)
- Bottou, Léon. 2009. *Curiously Fast Convergence of Some Stochastic Gradient Descent Algorithms*. (page 9)
- Buchholz, Alexander, Wenzel, Florian, & Mandt, Stephan. 2018. Quasi-Monte Carlo Variational Inference. *Pages 668–677 of: Proceedings of the International Conference on Machine Learning*. PMLR, vol. 80. ML Research Press. (pages 4, 10)
- Carpenter, Bob, Gelman, Andrew, Hoffman, Matthew D., Lee, Daniel, Goodrich, Ben, Betancourt, Michael, Brubaker, Marcus, Guo, Jiqiang, Li, Peter, & Riddell, Allen. 2017. Stan: A Probabilistic Programming Language. *Journal of Statistical Software*, **76**(1). (page 1)
- Carvalho, Carlos M., Polson, Nicholas G., & Scott, James G. 2009. Handling Sparsity via the Horseshoe. *Pages 73–80 of: Proceedings of the International Conference on Artificial Intelligence and Statistics*. PMLR. ML Research Press. (page 38)
- Carvalho, Carlos M., Polson, Nicholas G., & Scott, James G. 2010. The Horseshoe Estimator for Sparse Signals. *Biometrika*, **97**(2), 465–480. (page 38)
- Challis, Edward, & Barber, David. 2013. Gaussian Kullback-Leibler Approximate Inference. *Journal of Machine Learning Research*, **14**(68), 2239–2286. (pages 1, 4)
- Christmas, Jacqueline, & Everson, Richard. 2011. Robust Autoregression: Student-T Innovations Using Variational Bayes. *IEEE Transactions on Signal Processing*, **59**(1), 48–57. (page 38)
- Dhaka, Akash Kumar, Catalina, Alejandro, Andersen, Michael R, ns Magnusson, Må, Huggins, Jonathan, & Vehtari, Aki. 2020. Robust, Accurate Stochastic Optimization for Variational Inference. *Pages 10961–10973 of: Advances in Neural Information Processing Systems*, vol. 33. Curran Associates, Inc. (page 1)
- Dhaka, Akash Kumar, Catalina, Alejandro, Welandawe, Manushi, Andersen, Michael R., Huggins, Jonathan, & Vehtari, Aki. 2021. Challenges and Opportunities in High Dimensional Variational Inference. *Pages 7787–7798 of: Advances in Neural Information Processing Systems*, vol. 34. Curran Associates, Inc. (page 1)
- Dieng, Adji Bousso, Tran, Dustin, Ranganath, Rajesh, Paisley, John, & Blei, David. 2017. Variational Inference via Upper Bound Minimization. *Pages 2729–2738 of: Advances in Neural Information Processing Systems*, vol. 30. Curran Associates, Inc. (page 2)

- Dillon, Joshua V., Langmore, Ian, Tran, Dustin, Brevdo, Eugene, Vasudevan, Srinivas, Moore, Dave, Patton, Brian, Alemi, Alex, Hoffman, Matt, & Saurous, Rif A. 2017. TensorFlow Distributions. Nov. (pages 1, 2)
- Domke, Justin. 2019. Provable Gradient Variance Guarantees for Black-Box Variational Inference. *In: Advances in Neural Information Processing Systems*, vol. 32. Curran Associates, Inc. (pages 1, 3, 8, 10, 18, 32, 33)
- Domke, Justin. 2020. Provable Smoothness Guarantees for Black-Box Variational Inference. *Pages 2587–2596 of: Proceedings of the International Conference on Machine Learning*. PMLR, vol. 119. ML Research Press. (pages 1, 2, 3, 4, 5, 6, 7, 8, 10, 17, 21, 22, 23, 27, 28)
- Domke, Justin, & Sheldon, Daniel R. 2018. Importance Weighting and Variational Inference. *In: Advances in Neural Information Processing Systems*, vol. 31. Curran Associates, Inc. (pages 2, 3)
- Dua, Dheeru, & Graff, Casey. 2017. UCI Machine Learning Repository. (page 37)
- Duchi, John, Hazan, Elad, & Singer, Yoram. 2011. Adaptive Subgradient Methods for Online Learning and Stochastic Optimization. *Journal of Machine Learning Research*, **12**(Jul), 2121–2159. (page 17)
- Dugas, Charles, Bengio, Yoshua, Bélisle, François, Nadeau, Claude, & Garcia, René. 2000. Incorporating Second-Order Functional Knowledge for Better Option Pricing. *In: Advances in Neural Information Processing Systems*, vol. 13. MIT Press. (page 4)
- Dwivedi, Raaz, Chen, Yuansi, Wainwright, Martin J., & Yu, Bin. 2019. Log-Concave Sampling: Metropolis-Hastings Algorithms Are Fast. *Journal of Machine Learning Research*, **20**(183), 1–42. (page 2)
- Fjelde, Tor Erlend, Xu, Kai, Tarek, Mohamed, Yalburgi, Sharan, & Ge, Hong. 2020. Bijectors.JI: Flexible Transformations for Probability Distributions. *Pages 1–17 of: Proceedings of The Symposium on Advances in Approximate Bayesian Inference*. PMLR, vol. 118. ML Research Press. (page 2)
- Freund, Yoav, Ma, Yi-An, & Zhang, Tong. 2022. When Is the Convergence Time of Langevin Algorithms Dimension Independent? A Composite Optimization Viewpoint. *Journal of Machine Learning Research*, **23**(214), 1–32. (page 10)
- Fujisawa, Masahiro, & Sato, Issei. 2021. Multilevel Monte Carlo Variational Inference. *Journal of Machine Learning Research*, **22**(278), 1–44. (pages 4, 10)
- Garrigos, Guillaume, & Gower, Robert M. 2023. Handbook of Convergence Theorems for (Stochastic) Gradient Methods. Feb. (pages 2, 34, 35)
- Ge, Hong, Xu, Kai, & Ghahramani, Zoubin. 2018. Turing: A Language for Flexible Probabilistic Inference. *Pages 1682–1690 of: Proceedings of the International Conference on Machine Learning*. PMLR, vol. 84. ML Research Press. (pages 1, 9)
- Gelman, Andrew, & Hill, Jennifer. 2007. *Data Analysis Using Regression and Multi-level/Hierarchical Models*. Analytical Methods for Social Research. Cambridge; New York: Cambridge University Press. (page 37)
- Giordano, Ryan, Broderick, Tamara, & Jordan, Michael I. 2018. Covariances, Robustness, and Variational Bayes. *Journal of Machine Learning Research*, **19**(51), 1–49. (page 1)
- Giordano, Ryan, Ingram, Martin, & Broderick, Tamara. 2023. Black Box Variational Inference with a Deterministic Objective: Faster, More Accurate, and Even More Black Box. Apr. (page 38)
- Goldberger, Ary L., Amaral, Luis A. N., Glass, Leon, Hausdorff, Jeffrey M., Ivanov, Plamen Ch., Mark, Roger G., Mietus, Joseph E., Moody, George B., Peng, Chung-Kang, & Stanley, H. Eugene. 2000. PhysioBank, PhysioToolkit, and PhysioNet: Components of a New Research Resource for Complex Physiologic Signals. *Circulation*, **101**(23). (page 38)
- Gorbunov, Eduard, Hanzely, Filip, & Richtarik, Peter. 2020. A Unified Theory of SGD: Variance Reduction, Sampling, Quantization and Coordinate Descent. *Pages 680–690 of: Proceedings of the International Conference on Artificial Intelligence and Statistics*. PMLR. (page 34)
- Gower, Robert Mansel, Loizou, Nicolas, Qian, Xun, Sailanbayev, Alibek, Shulgin, Egor, & Richtárik, Peter. 2019. SGD: General Analysis and Improved Rates. *Pages 5200–5209 of: Proceedings of the International Conference on Machine Learning*. PMLR, vol. 97. ML Research Press. (pages 4, 35)

- Haochen, Jeff, & Sra, Suvrit. 2019. Random Shuffling Beats SGD after Finite Epochs. *Pages 2624–2633 of: Proceedings of the International Conference on Machine Learning*. PMLR. ML Research Press. (page 9)
- Hernandez-Lobato, Jose, Li, Yingzhen, Rowland, Mark, Bui, Thang, Hernandez-Lobato, Daniel, & Turner, Richard. 2016. Black-Box Alpha Divergence Minimization. *Pages 1511–1520 of: Proceedings of the International Conference on Machine Learning*. PMLR, vol. 48. ML Research Press. (page 2)
- Hoffman, Matthew, & Ma, Yian. 2020. Black-Box Variational Inference as a Parametric Approximation to Langevin Dynamics. *Pages 4324–4341 of: Proceedings of the International Conference on Machine Learning*. PMLR. ML Research Press. (pages 1, 10)
- Jager, F., Taddei, A., Moody, G. B., Emdin, M., Antolič, G., Dorn, R., Smrdel, A., Marchesi, C., & Mark, R. G. 2003. Long-Term ST Database: A Reference for the Development and Evaluation of Automated Ischaemia Detectors and for the Study of the Dynamics of Myocardial Ischaemia. *Medical and Biological Engineering and Computing*, **41**(2), 172–182. (pages 37, 38)
- Jordan, Michael I., Ghahramani, Zoubin, Jaakkola, Tommi S., & Saul, Lawrence K. 1999. An Introduction to Variational Methods for Graphical Models. *Machine Learning*, **37**(2), 183–233. (page 2)
- Karimi, Hamed, Nutini, Julie, & Schmidt, Mark. 2016. Linear Convergence of Gradient and Proximal-Gradient Methods under the Polyak-Lojasiewicz Condition. *Pages 795–811 of: Machine Learning and Knowledge Discovery in Databases*. Lecture Notes in Computer Science. Cham: Springer International Publishing. (page 7)
- Kawala, François, Douzal-Chouakria, Ahlame, Gaussier, Eric, & Diemert, Eustache. 2013. Prédiction d'activité Dans Les Réseaux Sociaux En Ligne. *Page 16 of: Actes de La Conférence Sur Les Modèles et L'Analyse Des Réseaux : Approches Mathématiques et Informatique*. (page 37)
- Khaled, Ahmed, & Richtárik, Peter. 2023. Better Theory for SGD in the Nonconvex World. *Transactions of Machine Learning Research*. (pages 6, 29, 30)
- Khaled, Ahmed, Sebbouh, Othmane, Loizou, Nicolas, Gower, Robert M., & Richtárik, Peter. 2020. Unified Analysis of Stochastic Gradient Methods for Composite Convex and Smooth Optimization. June. (Not cited.)
- Khan, Mohammad Emtiyaz, Babanezhad, Reza, Lin, Wu, Schmidt, Mark, & Sugiyama, Masashi. 2016. Faster Stochastic Variational Inference Using Proximal-Gradient Methods with General Divergence Functions. *Pages 319–328 of: Proceedings of the Conference on Uncertainty in Artificial Intelligence*. UAI'16. Arlington, Virginia, USA: AUAI Press. (pages 7, 10)
- Khan, Mohammad Emtiyaz E, Baque, Pierre, Fleuret, François, & Fua, Pascal. 2015. Kullback-Leibler Proximal Variational Inference. *In: Advances in Neural Information Processing Systems*, vol. 28. Curran Associates, Inc. (pages 7, 10)
- Kim, Kyurae, Oh, Jisu, Gardner, Jacob, Dieng, Adji Bousso, & Kim, Hongseok. 2022. Markov Chain Score Ascent: A Unifying Framework of Variational Inference with Markovian Gradients. *Pages 34802–34816 of: Advances in Neural Information Processing Systems*, vol. 35. Curran Associates, Inc. (page 2)
- Kim, Kyurae, Wu, Kaiwen, Oh, Jisu, & Gardner, Jacob R. 2023. Practical and Matching Gradient Variance Bounds for Black-Box Variational Bayesian Inference. *Proceedings of the International Conference on Machine Learning (to appear)*, July. (pages 2, 3, 4, 6, 8, 10, 18, 19, 29, 30, 33)
- Kingma, Diederik P., & Ba, Jimmy. 2015. Adam: A Method for Stochastic Optimization. *In: Proceedings of the International Conference on Learning Representations*. (pages 2, 9, 17)
- Kucukelbir, Alp, Tran, Dustin, Ranganath, Rajesh, Gelman, Andrew, & Blei, David M. 2017. Automatic Differentiation Variational Inference. *Journal of Machine Learning Research*, **18**(14), 1–45. (pages 1, 2, 3, 4, 6)
- Kunstner, Frederik, Chen, Jacques, Lavington, Jonathan Wilder, & Schmidt, Mark. 2023 (Feb.). Noise Is Not the Main Factor behind the Gap between Sgd and Adam on Transformers, but Sign Descent Might Be. *In: Proceedings of the International Conference on Learning Representations*. (page 9)
- Leger, Jean-Benoist. 2023. Parametrization Cookbook: A Set of Bijective Parametrizations for Using Machine Learning Methods in Statistical Inference. Jan. (page 2)

- Liu, Sifan, & Owen, Art B. 2021. Quasi-Monte Carlo Quasi-Newton in Variational Bayes. *Journal of Machine Learning Research*, **22**(243), 1–23. (pages 4, 10)
- Magnusson, Måns, Bürkner, Paul, & Vehtari, Aki. 2022 (Nov.). *Posteriordb: A Set of Posteriors for Bayesian Inference and Probabilistic Programming*. (pages 37, 38)
- Mishchenko, Konstantin, Khaled, Ahmed, & Richtarik, Peter. 2020. Random Reshuffling: Simple Analysis with Vast Improvements. *Pages 17309–17320 of: Advances in Neural Information Processing Systems*, vol. 33. Curran Associates, Inc. (page 9)
- Naesseth, Christian, Lindsten, Fredrik, & Blei, David. 2020. Markovian Score Climbing: Variational Inference with KL(p—q). *Pages 15499–15510 of: Advances in Neural Information Processing Systems*, vol. 33. Curran Associates, Inc. (page 2)
- Nagaraj, Dheeraj, Jain, Prateek, & Netrapalli, Praneeth. 2019. SGD without Replacement: Sharper Rates for General Smooth Convex Functions. *Pages 4703–4711 of: Proceedings of the International Conference on Machine Learning*. PMLR. ML Research Press. (page 9)
- Nemirovski, A., Juditsky, A., Lan, G., & Shapiro, A. 2009. Robust Stochastic Approximation Approach to Stochastic Programming. *SIAM Journal on Optimization*, **19**(4), 1574–1609. (page 2)
- Nguyen, Lam, Nguyen, Phuong Ha, van Dijk, Marten, Richtarik, Peter, Scheinberg, Katya, & Takac, Martin. 2018. SGD and Hogwild! Convergence without the Bounded Gradients Assumption. *Pages 3750–3758 of: Proceedings of the International Conference on Machine Learning*. PMLR, vol. 80. ML Research Press. (page 4)
- Patil, Anand, Huard, David, & Fonnesbeck, Christopher. 2010. PyMC: Bayesian Stochastic Modelling in Python. *Journal of Statistical Software*, **35**(4). (page 1)
- Ranganath, Rajesh, Gerrish, Sean, & Blei, David. 2014. Black Box Variational Inference. *Pages 814–822 of: Proceedings of the International Conference on Artificial Intelligence and Statistics*. PMLR, vol. 33. ML Research Press. (page 1)
- Reddi, Sashank J., Kale, Satyen, & Kumar, Sanjiv. 2023 (May). On the Convergence of Adam and Beyond. *In: Proceedings of the International Conference on Learning Representations*. (page 9)
- Regier, Jeffrey, Jordan, Michael I, & McAuliffe, Jon. 2017. Fast Black-Box Variational Inference through Stochastic Trust-Region Optimization. *In: Advances in Neural Information Processing Systems*, vol. 30. Curran Associates, Inc. (page 10)
- Robbins, Herbert, & Monro, Sutton. 1951. A Stochastic Approximation Method. *The Annals of Mathematical Statistics*, **22**(3), 400–407. (page 2)
- Salvatier, John, Wiecki, Thomas V., & Fonnesbeck, Christopher. 2016. Probabilistic Programming in Python Using PyMC3. *PeerJ Computer Science*, **2**(Apr.), e55. (page 1)
- Shannon, Paul, Markiel, Andrew, Ozier, Owen, Baliga, Nitin S., Wang, Jonathan T., Ramage, Daniel, Amin, Nada, Schwikowski, Benno, & Ideker, Trey. 2003. Cytoscape: A Software Environment for Integrated Models of Biomolecular Interaction Networks. *Genome Research*, **13**(11), 2498–2504. (page 37)
- Titsias, Michalis. 2009. Variational Learning of Inducing Variables in Sparse Gaussian Processes. *Pages 567–574 of: Proceedings of the International Conference on Artificial Intelligence and Statistics*. PMLR. ML Research Press. (page 4)
- Titsias, Michalis, & Lázaro-Gredilla, Miguel. 2014. Doubly Stochastic Variational Bayes for Non-Conjugate Inference. *Pages 1971–1979 of: Proceedings of the International Conference on Machine Learning*. PMLR, vol. 32. ML Research Press. (pages 1, 9)
- van der Vaart, A. W. 1998. *Asymptotic Statistics*. First edn. Cambridge University Press. (page 6)
- Vaswani, Sharan, Bach, Francis, & Schmidt, Mark. 2019. Fast and Faster Convergence of SGD for Over-Parameterized Models and an Accelerated Perceptron. *Pages 1195–1204 of: Proceedings of the International Conference on Artificial Intelligence and Statistics*. PMLR, vol. 89. ML Research Press. (page 4)
- Wang, Yixin, & Blei, David. 2019. Variational Bayes under Model Misspecification. *In: Advances in Neural Information Processing Systems*, vol. 32. Curran Associates, Inc. (page 6)
- Welandawe, Manushi, Andersen, Michael Riis, Vehtari, Aki, & Huggins, Jonathan H. 2022. Robust, Automated, and Accurate Black-Box Variational Inference. Mar. (page 1)

- Yao, Yuling, Vehtari, Aki, Simpson, Daniel, & Gelman, Andrew. 2018. Yes, but Did It Work?: Evaluating Variational Inference. *Pages 5581–5590 of: Proceedings of the International Conference on Machine Learning*. PMLR. ML Research Press. (page 1)
- Yun, Jihun, Lozano, Aurelie C, & Yang, Eunho. 2021. Adaptive Proximal Gradient Methods for Structured Neural Networks. *Pages 24365–24378 of: Advances in Neural Information Processing Systems*, vol. 34. Curran Associates, Inc. (pages 2, 9, 17)
- Zhang, Cheng, Butepage, Judith, Kjellstrom, Hedvig, & Mandt, Stephan. 2019. Advances in Variational Inference. *IEEE Transactions on Pattern Analysis and Machine Intelligence*, **41**(8), 2008–2026. (pages 2, 9)
- Zhang, Yushun, Chen, Congliang, Shi, Naichen, Sun, Ruoyu, & Luo, Zhi-Quan. 2022. Adam Can Converge without Any Modification on Update Rules. *In: Advances in Neural Information Processing Systems*. (page 9)

APPENDIX OF BLACK-BOX VARIATIONAL INFERENCE CONVERGES

TABLE OF CONTENTS

1	Introduction	1
2	Background	2
2.1	Black-Box Variational Inference	2
2.2	Variational Family	3
2.3	Scale Parameterizations	3
2.4	Problem Structure of Black-Box Variational Inference	4
3	Convergence of Black-Box Variational Inference	4
3.1	Regularity of the Evidence Lower Bound	4
3.2	Convergence Black-Box Variational Inference	6
3.3	Proximal Stochastic Gradient Descent	7
3.4	Convergence of Proximal Black-Box Variational Inference	7
4	Experiments	8
4.1	Synthetic Problem	8
4.2	Realistic Problems	9
5	Discussions	9
A	Computational Resources	16
B	ProxGen Adam for Black-Box Variational Inference	17
C	Proofs	18
C.1	External Lemmas	18
C.2	Regularity of the ELBO	20
C.2.1	Smoothness	20
C.2.2	Convexity	24
C.3	Convergence of Black-Box Variational Inference	29
C.4	Convergence of Proximal Black-Box Variational Inference	32
D	Details of Experimental Setup	37
E	Additional Experimental Results	39

A Computational Resources

Table 1: Computational Resources

Type	Model and Specifications
System Topology	2 nodes with 2 sockets each with 24 logical threads (total 48 threads)
Processor	1 Intel Xeon Silver 4310, 2.1 GHz (maximum 3.3 GHz) per socket
Cache	1.1 MiB L1, 30 MiB L2, and 36 MiB L3
Memory	250 GiB RAM
Accelerator	1 NVIDIA RTX A5000 per node, 2 GHZ, 24GB RAM

Running all of the experiments approximately took a week on a managed cluster with the specification described in [Table 1](#).

Algorithm 1: ProxGenAdam for Black-Box Variational Inference

Input: Initial variational parameters θ_0 , base stepsize η , second moment stepsize β_2 , momentum stepsize $\{\beta_1\}_{i=1}$, small positive constant ϵ

```
for  $i = 1, \dots, N$  do
  estimate gradient of energy  $\hat{E}$ 
   $\bar{\theta}_{i+1} = \hat{E}(\bar{\theta}_i) + \eta \nabla \hat{E}(\bar{\theta}_i)$ 
   $\bar{\theta}_{i+1} = \beta_1 \bar{\theta}_i + (1 - \beta_1) \bar{\theta}_{i+1}$ 
   $\bar{\Sigma}_{i+1} = \beta_2 \bar{\Sigma}_i + (1 - \beta_2) \text{diag}(\nabla^2 \hat{E}(\bar{\theta}_{i+1}))$ 
   $\bar{\Sigma}_{i+1} = \text{get\_scale}(\bar{\Sigma}_{i+1})$ 
   $\bar{\theta}_{i+1} = \bar{\theta}_i + \frac{1}{2} (\bar{\Sigma}_{i+1}^{-2} + 4 \bar{\Sigma}_{i+1} - \bar{\theta}_{i+1})$ 
   $\bar{\Sigma}_{i+1} = \text{set\_scale}(\bar{\Sigma}_{i+1}, \bar{\theta}_{i+1})$ 
end
```

(By convention, all vector operations are elementwise.)

B ProxGen Adam for Black-Box Variational Inference

In practice, adaptive and matrix stepsize-variants of SGD such as Adam (Kingma & Ba, 2015), AdaGrad (Duchi *et al.*, 2011) are most widely used. The matrix stepsize of Adam at iteration i is given as

$$\Sigma_{i+1} = \text{diag} \left(\sqrt{\frac{\beta_2}{\beta_1 + 1}} \right),$$

where $\bar{\theta}_i$ is the exponential moving average of the second moment, η is the “base stepsize.” Furthermore, the matrix stepsize is applied to the moving average of the gradients, often called the (heavy-ball) momentum, denoted here as $\bar{\theta}_i$.

Recently, Yun *et al.* (2021) have proven the convergence for these adaptive, momentum, and matrix stepsize-based SGD methods with proximal steps. Then, the proximal operator is applied as

$$\text{prox}_{\Sigma}(\bar{\theta}_i - \bar{\theta}_i) = \arg \min \left\{ \bar{\theta}_i, \bar{\theta}_i + \frac{1}{2} (\bar{\Sigma}_i - \bar{\theta}_i)^{-1} (\bar{\theta}_i - \bar{\theta}_i) \right\}.$$

For Adam, the matrix-valued stepsize is a diagonal matrix. Thus, the proximal operator of Domke (2020) for each θ_i forms independent 1-dimensional quadratic problems. Thus, the proximal step is

$$\text{prox}_{\Sigma}(\bar{\theta}_i) = \bar{\theta}_i + \frac{1}{2} (\bar{\Sigma}_i^{-2} + 4 \bar{\Sigma}_i - \bar{\theta}_i),$$

where, dropping the index i for clarity, $\bar{\theta}_i$ is the element of $\bar{\theta}_i$ corresponding to θ_i , $\bar{\Sigma}_i$ denotes the stepsize of θ_i (a diagonal element of Σ_i). Combined with the Adam-like stepsize rule, the algorithm is shown in Algorithm 1.

Difference with Adam In Algorithm 1, we can see the differences with vanilla Adam. Notably, ProxGenAdam does not perform bias correction of the estimated moments. Furthermore, while some implementations of Adam decay β_1 , we keep it constant. It is possible that these differences could result in a different behavior from vanilla Adam. However, in this work, we follow the original implementation by Yun *et al.* (2021) as closely as possible and leave the comparison with vanilla Adam to future works.

C Proofs

C.1 External Lemmas

Lemma 4. Let the linear parameterization be used. Then, for any \mathbf{z} , the inner product of the Jacobian of the reparameterization function satisfies the following equalities.

(i) For the Cholesky parameterization (Domke, 2019, Lemma 8),

$$\left(\frac{\partial \mathbf{z}}{\partial \boldsymbol{\theta}}\right)^T \frac{\partial \mathbf{z}}{\partial \boldsymbol{\theta}} = \begin{pmatrix} 1 + \frac{\sigma^2}{2} \end{pmatrix}$$

(ii) For the mean-field parameterization (Kim et al., 2023, Lemma 1),

$$\left(\frac{\partial \mathbf{z}}{\partial \boldsymbol{\theta}}\right)^T \frac{\partial \mathbf{z}}{\partial \boldsymbol{\theta}} = \begin{pmatrix} 1 + \frac{\sigma^2}{F} \end{pmatrix},$$

where $\boldsymbol{\theta} = \text{diag}(\theta_1, \dots, \theta_F)$.

Corollary 2. Let the linear parameterization be used and $\boldsymbol{\theta}, \boldsymbol{\phi}$ be any pair of variational parameters.

(i) For the Cholesky parameterization,

$$\left(\frac{\partial \mathbf{z}}{\partial \boldsymbol{\theta}}\right)^T \frac{\partial \mathbf{z}}{\partial \boldsymbol{\theta}} = \begin{pmatrix} 1 + \frac{\sigma^2}{2} \end{pmatrix}$$

(ii) For the mean-field parameterization,

$$\left(\frac{\partial \mathbf{z}}{\partial \boldsymbol{\theta}}\right)^T \frac{\partial \mathbf{z}}{\partial \boldsymbol{\theta}} = \begin{pmatrix} 1 + \frac{\sigma^2}{F} \end{pmatrix}$$

Proof. For the linear parameterizations, the Jacobian of \mathbf{z} does not depend on $\boldsymbol{\phi}$. Thus,

$$\left(\frac{\partial \mathbf{z}}{\partial \boldsymbol{\theta}}\right)^T \frac{\partial \mathbf{z}}{\partial \boldsymbol{\theta}} = \left(\frac{\partial \mathbf{z}}{\partial \boldsymbol{\theta}}\right)^T \frac{\partial \mathbf{z}}{\partial \boldsymbol{\theta}}.$$

Thus the result is a corollary of Lemma 4. \square

Lemma 5. Let the linear parameterization be used. Then, for any $\mathbf{z}, \boldsymbol{\theta}, \boldsymbol{\phi}$, the following relationships hold.

(i) For the Cholesky parameterization (Domke, 2019, Lemma 2),

$$\begin{pmatrix} 1 + \frac{\sigma^2}{2} \end{pmatrix} \left(\frac{\partial \mathbf{z}}{\partial \boldsymbol{\theta}}\right)^T \frac{\partial \mathbf{z}}{\partial \boldsymbol{\theta}} = \left(\frac{\partial \mathbf{z}}{\partial \boldsymbol{\theta}}\right)^T \frac{\partial \mathbf{z}}{\partial \boldsymbol{\theta}} + \frac{\sigma^2}{2} \left(\frac{\partial \mathbf{z}}{\partial \boldsymbol{\theta}}\right)^T \frac{\partial \mathbf{z}}{\partial \boldsymbol{\theta}}$$

(ii) For the mean-field parameterization (Kim et al., 2023, Lemma 2),

$$\begin{pmatrix} 1 + \frac{\sigma^2}{F} \end{pmatrix} \left(\frac{\partial \mathbf{z}}{\partial \boldsymbol{\theta}}\right)^T \frac{\partial \mathbf{z}}{\partial \boldsymbol{\theta}} = \left(\frac{\partial \mathbf{z}}{\partial \boldsymbol{\theta}}\right)^T \frac{\partial \mathbf{z}}{\partial \boldsymbol{\theta}} + \frac{\sigma^2}{F} \left(\frac{\partial \mathbf{z}}{\partial \boldsymbol{\theta}}\right)^T \frac{\partial \mathbf{z}}{\partial \boldsymbol{\theta}}$$

Corollary 3. Let the linear parameterization be used and $\boldsymbol{\theta}, \boldsymbol{\phi}$ be any pair of variational parameters.

(i) For the Cholesky parameterization,

$$\begin{pmatrix} 1 + \frac{\sigma^2}{2} \end{pmatrix} \left(\frac{\partial \mathbf{z}}{\partial \boldsymbol{\theta}}\right)^T \frac{\partial \mathbf{z}}{\partial \boldsymbol{\theta}} = \left(\frac{\partial \mathbf{z}}{\partial \boldsymbol{\theta}}\right)^T \frac{\partial \mathbf{z}}{\partial \boldsymbol{\theta}} + \frac{\sigma^2}{2} \left(\frac{\partial \mathbf{z}}{\partial \boldsymbol{\theta}}\right)^T \frac{\partial \mathbf{z}}{\partial \boldsymbol{\theta}}$$

(ii) For the mean-field parameterization,

$$\left(1 + \frac{2}{F}\right) \left(\sigma^2 - \frac{\sigma^2}{2}\right) = \left(\sigma^2 - \frac{\sigma^2}{2}\right) \left(2 - \frac{2}{F} + 1\right) - \frac{2}{2}$$

Proof. For the linear parameterization, whether it is the mean-field or the Cholesky parameterization, we it follows that

$$\begin{aligned} \sigma^2 - \frac{\sigma^2}{2} &= \left(\sigma^2 - \frac{\sigma^2}{2}\right) \left(\frac{2}{F} + 1\right) - \frac{2}{2} \\ &= \left(\sigma^2 - \frac{\sigma^2}{2}\right) \left(\frac{2}{F} + 1\right) - \frac{2}{2} \\ &= \left(\sigma^2 - \frac{\sigma^2}{2}\right). \end{aligned} \quad (2)$$

Proof of (i) By setting $\sigma^2 = \frac{2}{F}$, we can apply Lemma 5 as

$$\begin{aligned} \left(1 + \frac{2}{2}\right) \left(\sigma^2 - \frac{\sigma^2}{2}\right) - \frac{2}{2} &= \left(\frac{2}{F} + 1\right) \left(\sigma^2 - \frac{\sigma^2}{2}\right) - \frac{2}{2} \left(\frac{2}{F} + 1\right) \left(\sigma^2 - \frac{\sigma^2}{2}\right) - \frac{2}{2} \\ &= \left(\frac{2}{F} + 1\right) \left(\sigma^2 - \frac{\sigma^2}{2}\right) - \frac{2}{2} \left(\frac{2}{F} + 1\right) \left(\sigma^2 - \frac{\sigma^2}{2}\right) - \frac{2}{2} \end{aligned}$$

and since $\sigma^2 = \frac{2}{F}$ by the property of the kurtosis,

$$\begin{aligned} \left(\frac{2}{F} + 1\right) \left(\frac{2}{F} - \frac{2}{2}\right) &= \left(\frac{2}{F} + 1\right) \left(\frac{2}{F} - \frac{2}{2}\right) \\ &= \left(\frac{2}{F} + 1\right) \left(\frac{2}{F} - \frac{2}{2}\right). \end{aligned}$$

Proof of (ii) Similarly for the mean-field parameterization, we can apply Lemma 5 as

$$\begin{aligned} \left(1 + \frac{2}{F}\right) \left(\sigma^2 - \frac{\sigma^2}{2}\right) - \frac{2}{2} &= \left(\frac{2}{F} + 1\right) \left(\sigma^2 - \frac{\sigma^2}{2}\right) - \frac{2}{2} \left(\frac{2}{F} + 1\right) \left(\sigma^2 - \frac{\sigma^2}{2}\right) - \frac{2}{2} \\ &= \left(\frac{2}{F} + 1\right) \left(\sigma^2 - \frac{\sigma^2}{2}\right) - \frac{2}{2} \left(\frac{2}{F} + 1\right) \left(\sigma^2 - \frac{\sigma^2}{2}\right) - \frac{2}{2} \end{aligned}$$

and since $\sigma^2 = \frac{2}{F}$ by the property of the kurtosis,

$$\begin{aligned} \left(\frac{2}{F} + 1\right) \left(\frac{2}{F} - \frac{2}{2}\right) &= \left(\frac{2}{F} + 1\right) \left(\frac{2}{F} - \frac{2}{2}\right) \\ &= \left(\frac{2}{F} + 1\right) \left(\frac{2}{F} - \frac{2}{2}\right). \end{aligned}$$

□

Lemma 6 (Lemma 10, Kim et al., 2023). For the linear parameterization and some σ^2 ,

$$\left(\sigma^2 - \frac{\sigma^2}{2}\right) = \left(\sigma^2 - \frac{\sigma^2}{2}\right) \left(\frac{2}{F} + 1\right) - \frac{2}{2}$$

Corollary 4. For the linear parameterization and some σ^2 ,

$$\left(\sigma^2 - \frac{\sigma^2}{2}\right) = \left(\sigma^2 - \frac{\sigma^2}{2}\right) \left(\frac{2}{F} + 1\right) - \frac{2}{2}$$

Proof. Applying Lemma 6 with $\sigma^2 = \frac{2}{F}$ (refer to Equation (2)) and $\sigma^2 = \frac{2}{F}$ yields the result. □

C.2 Regularity of the ELBO

C.2.1 Smoothness

Lemma 7. Let \mathbf{A} be a $d \times d$ symmetric random matrix, where the largest eigenvalue of every realization is bounded as $\lambda_{\max}(\mathbf{A}) \leq L$. Also, let \mathbf{B} be an $d \times d$ random matrix such that $\lambda_{\max}(\mathbf{B}) \leq \epsilon$. Then,

$$\lambda_{\max}(\mathbf{A} + \mathbf{B}) \leq L + \epsilon.$$

Proof. By the property of the Rayleigh quotients, for a symmetric matrix \mathbf{M} , its maximum eigenvalue is given in the variational form

$$\lambda_{\max}(\mathbf{M}) = \max_{\mathbf{v} \in \mathbb{R}^d} \frac{\mathbf{v}^\top \mathbf{M} \mathbf{v}}{\mathbf{v}^\top \mathbf{v}},$$

where $\lambda_{\max}(\mathbf{M})$ is the maximal eigenvalue of \mathbf{M} . Notice the relationship with the L_2 -operator norm. From the property above,

$$\lambda_{\max}(\mathbf{A} + \mathbf{B}) = \max_{\mathbf{v} \in \mathbb{R}^d} \frac{\mathbf{v}^\top (\mathbf{A} + \mathbf{B}) \mathbf{v}}{\mathbf{v}^\top \mathbf{v}},$$

here, we reparameterize as $\mathbf{v} = \sqrt{\mathbf{v}^\top \mathbf{v}} \mathbf{u}$,

$$= \max_{\mathbf{u} \in \mathbb{R}^d} \frac{\mathbf{u}^\top (\mathbf{A} + \mathbf{B}) \mathbf{u}}{\mathbf{u}^\top \mathbf{u}},$$

by the property of the L_2 -operator norm,

$$\begin{aligned} & \max_{\mathbf{u} \in \mathbb{R}^d} \frac{\mathbf{u}^\top (\mathbf{A} + \mathbf{B}) \mathbf{u}}{\mathbf{u}^\top \mathbf{u}} \\ &= \max_{\mathbf{u} \in \mathbb{R}^d} \frac{\mathbf{u}^\top \mathbf{A} \mathbf{u}}{\mathbf{u}^\top \mathbf{u}} + \frac{\mathbf{u}^\top \mathbf{B} \mathbf{u}}{\mathbf{u}^\top \mathbf{u}}, \end{aligned}$$

from our assumption about the maximal eigenvalue of \mathbf{A} ,

$$\max_{\mathbf{u} \in \mathbb{R}^d} \frac{\mathbf{u}^\top \mathbf{A} \mathbf{u}}{\mathbf{u}^\top \mathbf{u}} \leq L,$$

by denoting the L_2 vector norm as a quadratic form as,

$$\frac{\mathbf{u}^\top \mathbf{B} \mathbf{u}}{\mathbf{u}^\top \mathbf{u}} = \frac{\mathbf{u}^\top \mathbf{B} \mathbf{u}}{\mathbf{u}^\top \mathbf{u}},$$

again, by the property of the L_2 -operator norm,

$$\begin{aligned} & \max_{\mathbf{u} \in \mathbb{R}^d} \frac{\mathbf{u}^\top \mathbf{B} \mathbf{u}}{\mathbf{u}^\top \mathbf{u}} \\ &= \lambda_{\max}(\mathbf{B}) \leq \epsilon. \end{aligned}$$

□

Lemma 8. For a 1-Lipschitz diagonal conditioner \mathbf{C} , the Jacobian of the location-scale reparameterization function \mathbf{g} satisfies

$$\left\| \frac{\partial \mathbf{g}(\boldsymbol{\mu}, \boldsymbol{\sigma})}{\partial \boldsymbol{\mu}} \right\|_2 \leq 1.$$

Proof. For notational clarity, we will occasionally represent \mathbf{g} as

$$\mathbf{g}(\boldsymbol{\mu}, \boldsymbol{\sigma}) = (\mathbf{g}; \boldsymbol{\sigma}),$$

such that $\mathbf{g}(\boldsymbol{\mu}; \boldsymbol{\sigma})$ denotes the $\boldsymbol{\mu}$ component of \mathbf{g} .

From the definition of \mathbf{g} , it is straightforward to notice that its Jacobian is the concatenation of 3 block matrices

$$\frac{\partial \mathbf{g}}{\partial \boldsymbol{\mu}} = \frac{\partial \mathbf{g}}{\partial \boldsymbol{\mu}}, \quad \frac{\partial \mathbf{g}}{\partial \boldsymbol{\sigma}} = \frac{\partial \mathbf{g}}{\partial \boldsymbol{\sigma}}, \quad \text{and} \quad \frac{\partial \mathbf{g}}{\partial \boldsymbol{\sigma}} = \frac{\partial \mathbf{g}}{\text{vec}(\boldsymbol{\sigma})}.$$

which, conveniently, is a diagonal matrix. The maximal eigenvalue of a block-diagonal matrix is the maximal eigenvalue of each block. And since each block is diagonal, the largest element forms the maximal eigenvalue. As we assume that \mathbf{C} is 1-Lipchitz, the largest element of all blocks is upper-bounded by 1. Therefore, the maximal eigenvalue of the expected-squared Jacobian is upper-bounded by 1. \square

Theorem 1 (Smoothness of Energy). *Let \mathbf{C} be α -smooth. Then, the following results holds:*

- (i) *If \mathbf{C} is linear, the energy E is α -smooth.*
- (ii) *If \mathbf{C} is 1-Lipschitz and Assumption 3 is satisfied, the energy E is $\alpha + \beta$ -smooth.*

Proof. For notational clarity, we will occasionally represent \mathbf{C} as

$$\mathbf{C}(\mathbf{z}) = (\mathbf{c}; \mathbf{d}),$$

such that $(\mathbf{c}; \mathbf{d})$ denotes the i th component of \mathbf{C} .

First, the special case of when the diagonal conditioner is linear ($\mathbf{C}(\mathbf{z}) = \mathbf{C}$) has been proven by Domke (2020, Theorem 1). He shows that the derivatives of the reparameterization function form orthonormal bases. This enables the use of Bessel’s inequality, which decouples the derivatives of \mathbf{c} and \mathbf{d} . Unfortunately, when the conditioner is generalized to be nonlinear, the derivative the diagonal elements of the scale matrix

$$\frac{\partial \mathbf{c}}{\partial \mathbf{z}} = \mathbf{C}'(\mathbf{z}),$$

does *not* immediately form an orthonormal basis anymore since the magnitude changes according to \mathbf{C} . Therefore, we take an alternative proof strategy for the general case with nonlinear conditioners.

The fact that \mathbf{C} is smooth is implied by the fact that the Hessian \mathbf{H} is bounded as

$$\|\mathbf{H}\| \leq \alpha^2.$$

Therefore, showing that the Hessian of the energy

$$\mathbf{H}^2 E(\mathbf{z}) = \mathbf{H}^2 (\mathbf{c}; \mathbf{d}) = \left(\frac{\partial^2 \mathbf{c}}{\partial \mathbf{z}^2} \right) \mathbf{C}(\mathbf{z}) + \frac{\partial \mathbf{c}}{\partial \mathbf{z}} \frac{\partial \mathbf{C}}{\partial \mathbf{z}} \frac{\partial \mathbf{c}}{\partial \mathbf{z}} + \frac{\partial^2 \mathbf{d}}{\partial \mathbf{z}^2} \frac{\partial \mathbf{c}}{\partial \mathbf{z}}$$

is bounded, proves smoothness. That is, we show

$$\|\mathbf{H}^2 E(\mathbf{z})\|_2 = \|\mathbf{H}^2 \mathbf{c}\|_2 + \|\mathbf{H}^2 \mathbf{d}\|_2 \leq \alpha \|\mathbf{H}\|_2 + \alpha \|\mathbf{H}\|_2 \leq \alpha \|\mathbf{H}\|_2$$

for some constant $\alpha < \infty$, where the first inequality is the triangle inequality.

As we will show, the bound on $\|\mathbf{H}\|_2$ is a direct consequence Lemma 7, which can be used as long as the maximal eigenvalue of the expected-squared Jacobian of the reparameterization function is bounded as established in Lemma 8. This strategy is more general than Bessel’s inequality since the Jacobian doesn’t necessarily need to form orthonormal bases. In fact, they don’t even need to be orthogonal, as long as a bound similar to Lemma 8 can be obtained.

For $\|\mathbf{H}\|_2$,

$$\|\mathbf{H}\|_2 = \left\| \left(\frac{\partial \mathbf{c}}{\partial \mathbf{z}} \right) \mathbf{C}(\mathbf{z}) + \frac{\partial \mathbf{c}}{\partial \mathbf{z}} \frac{\partial \mathbf{C}}{\partial \mathbf{z}} \right\|_2,$$

applying Lemma 7,

$$\left\| \left(\frac{\partial \mathbf{c}}{\partial \mathbf{z}} \right) \mathbf{C}(\mathbf{z}) \right\|_2,$$

and from the 1-Lipschitzness of \mathbf{C} , we invoke Lemma 8 as

For $\|\mathbf{H}\|_2$, we use the fact that $\mathbf{C}(\mathbf{z})$ is given as

$$\mathbf{C}(\mathbf{z}) = \mathbf{C} + \mathbf{C}'(\mathbf{z}) \mathbf{z} + \dots$$

Proof of (i) Under the linear parameterization $\mathbf{r}(\mathbf{p}) = \mathbf{A}\mathbf{p}$, the second order derivative is

$$\frac{\partial^2 \mathbf{r}(\mathbf{p})}{\partial \mathbf{p}^2} = \mathbf{0}.$$

Thus,

$$\frac{\partial^2 \mathbf{E}(\mathbf{p})}{\partial \mathbf{p}^2} = \left(\frac{\partial \mathbf{r}(\mathbf{p})}{\partial \mathbf{p}} \right)^T \left(\frac{\partial \mathbf{r}(\mathbf{p})}{\partial \mathbf{p}} \right) \frac{\partial^2 \mathbf{r}(\mathbf{p})}{\partial \mathbf{p}^2},$$

which is tight as shown by [Domke \(2020, Theorem 6\)](#).

Proof of (ii) Under a nonlinear conditioner, the second derivatives of the reparameterization function are

$$\frac{\partial^2 \mathbf{r}(\mathbf{p})}{\partial \mathbf{p}^2} = \mathbf{H}(\mathbf{p}) \quad (3)$$

and zero otherwise. Thus, $\frac{\partial^2 \mathbf{r}(\mathbf{p})}{\partial \mathbf{p}^2}$ is

$$\frac{\partial^2 \mathbf{r}(\mathbf{p})}{\partial \mathbf{p}^2} = \frac{\partial}{\partial \mathbf{p}} \left(\frac{\partial \mathbf{r}(\mathbf{p})}{\partial \mathbf{p}} \right) \frac{\partial^2 \mathbf{r}(\mathbf{p})}{\partial \mathbf{p}^2} = \frac{\partial}{\partial \mathbf{p}} \left(\frac{\partial \mathbf{r}(\mathbf{p})}{\partial \mathbf{p}} \right) \frac{\partial^2 \mathbf{r}(\mathbf{p})}{\partial \mathbf{p}^2}$$

Furthermore, the nonzero block forms a diagonal matrix as

$$\begin{aligned} \frac{\partial}{\partial \mathbf{p}} \left(\frac{\partial \mathbf{r}(\mathbf{p})}{\partial \mathbf{p}} \right) \frac{\partial^2 \mathbf{r}(\mathbf{p})}{\partial \mathbf{p}^2} &= \frac{\partial}{\partial \mathbf{p}} \left(\frac{\partial \mathbf{r}(\mathbf{p})}{\partial \mathbf{p}} \right) \frac{\partial^2 \mathbf{r}(\mathbf{p})}{\partial \mathbf{p}^2} \\ &= \frac{\partial}{\partial \mathbf{p}} \left(\frac{\partial \mathbf{r}(\mathbf{p})}{\partial \mathbf{p}} \right) \frac{\partial^2 \mathbf{r}(\mathbf{p})}{\partial \mathbf{p}^2} \\ &= \frac{\partial}{\partial \mathbf{p}} \left(\frac{\partial \mathbf{r}(\mathbf{p})}{\partial \mathbf{p}} \right) \frac{\partial^2 \mathbf{r}(\mathbf{p})}{\partial \mathbf{p}^2} \end{aligned}$$

plugging in [Equation \(3\)](#),

$$= \text{diag} \left(\frac{\partial \mathbf{r}(\mathbf{p})}{\partial \mathbf{p}} \right) \frac{\partial^2 \mathbf{r}(\mathbf{p})}{\partial \mathbf{p}^2},$$

converting the Hadamard product to a diagonal matrix-vector multiplication,

$$= \text{diag} \left(\frac{\partial \mathbf{r}(\mathbf{p})}{\partial \mathbf{p}} \right) \left(\frac{\partial^2 \mathbf{r}(\mathbf{p})}{\partial \mathbf{p}^2} \right).$$

This means that $\frac{\partial^2 \mathbf{r}(\mathbf{p})}{\partial \mathbf{p}^2}$ is a diagonal matrix with zero entries on the diagonal. Since the 2 -operator norm of a diagonal matrix is the largest element of the diagonal, we obtain the equivalent condition

$$\begin{aligned} \frac{\partial^2 \mathbf{r}(\mathbf{p})}{\partial \mathbf{p}^2} &= \frac{\partial}{\partial \mathbf{p}} \left(\frac{\partial \mathbf{r}(\mathbf{p})}{\partial \mathbf{p}} \right) \frac{\partial^2 \mathbf{r}(\mathbf{p})}{\partial \mathbf{p}^2} \\ &= \text{diag} \left(\frac{\partial \mathbf{r}(\mathbf{p})}{\partial \mathbf{p}} \right) \left(\frac{\partial^2 \mathbf{r}(\mathbf{p})}{\partial \mathbf{p}^2} \right) \end{aligned}$$

converting the 2 -operator norm to a 1 -vector norm,

$$= \left\| \frac{\partial \mathbf{r}(\mathbf{p})}{\partial \mathbf{p}} \right\|_1 \left\| \frac{\partial^2 \mathbf{r}(\mathbf{p})}{\partial \mathbf{p}^2} \right\|_1,$$

and finally, from [Assumption 3](#),

Thus, the energy \mathbf{E} is C^2 smooth. □

C.2.2 Convexity

Assumption 5. For a convex function the following inequality holds:

$$\text{diag}(\text{Cov}(\text{RP}(\cdot; \cdot), \cdot)) \succeq 0.$$

Lemma 9. Let f be a convex function and $\mu = (\cdot)$.

- (i) For the mean-field parameterization, [Assumption 5](#) holds.
- (ii) For the Cholesky parameterization, there exists a (strongly) convex function where [Assumption 5](#) does not hold.

Proof. First,

$$\begin{aligned} \text{Cov}(\text{RP}(\cdot; \cdot), \cdot) &= (\cdot(\cdot)) - (\text{RP}(\cdot; \cdot))(\cdot) \\ &= (\cdot) \\ &= (\cdot). \end{aligned} \tag{4}$$

Proof of (i) For the mean-field parameterization, $\mu = \text{diag}(\mu_1, \dots, \mu_d)$, where $\mu = (\cdot)$. Observe that

$$\mu + \mu = (\mu_1 + \mu_1, \dots, \mu_d + \mu_d).$$

By the property of convex functions, f is monotone such that

$$(\mu) - (\mu) \succeq 0.$$

Now, putting $\mu = \mu + \mu$ and $\mu = \mu - \mu$, we obtain

$$(\mu + \mu) - (\mu - \mu) \succeq 0$$

for every $\mu = 1, \dots, d$.

For the mean-field parameterization, $\mu + \mu$ is now independent of μ . Thus,

$$\begin{aligned} D(\mu + \mu) &= D(\mu + \mu) \\ &= (\cdot)(D(\mu + \mu)) \\ &= 0, \end{aligned}$$

where D denotes the μ th axis of \cdot . Since $\mu > 0$ by design,

$$D(\mu + \mu) > 0 \quad D(\mu - \mu) > 0,$$

which establishes [Assumption 5](#).

Proof of (ii) We provide a special case that proves the statement. Let $\mu = \frac{1}{2}$. Then, $\mu = \cdot$; thus, from [Equation \(4\)](#),

$$\begin{aligned} \text{Cov}(\text{RP}(\cdot; \cdot), \cdot) &= (\mu + \mu) \\ &= (\mu + \mu) \\ &= \mu \\ &= \cdot. \end{aligned}$$

Suppose that we choose μ such that

$$= \begin{bmatrix} 1 & 0 \\ 1 & 1 \end{bmatrix}.$$

Also, setting

$$= \begin{bmatrix} 1 & -2 \\ -2 & 5 \end{bmatrix},$$

we get a strongly convex function and

$$= \begin{bmatrix} -1 & -2 \\ 3 & 5 \end{bmatrix},$$

which violates [Assumption 5](#). By tweaking the constants, one can get an analogous result for a non-strongly convex quadratic. \square

Lemma 10 (Gradient alignment in θ -space and η -space). Let \mathcal{L} be convex. For a convex nonlinear η , the inequality

$$\mathbb{E} \langle \nabla_{\theta} \mathcal{L}(\theta), \nabla_{\eta} \mathcal{L}(\eta) \rangle \geq \mathbb{E} \langle \nabla_{\theta} \mathcal{L}(\theta), \nabla_{\theta} \mathcal{L}(\theta) \rangle - \mathbb{E} \langle \nabla_{\theta} \mathcal{L}(\theta), \nabla_{\theta} \mathcal{L}(\theta) \rangle$$

holds if and only if Assumption 5 holds. For the linear parameterization, the inequality becomes equality.

Proof. We denote the i -th axis of the gradient as D_i . Rewriting the left side as

$$\begin{aligned} & \mathbb{E} \langle \nabla_{\theta} \mathcal{L}(\theta), \nabla_{\eta} \mathcal{L}(\eta) \rangle \\ &= \mathbb{E} \left\langle \sum_{i=1}^d \frac{\partial \mathcal{L}(\theta)}{\partial \theta_i} \mathbf{e}_i, \sum_{j=1}^d \frac{\partial \mathcal{L}(\eta)}{\partial \eta_j} \mathbf{e}_j \right\rangle, \end{aligned}$$

by restricting us to the location-scale family, we get

$$\begin{aligned} &= \mathbb{E} \left\langle \sum_{i=1}^d \frac{\partial \mathcal{L}(\theta)}{\partial \theta_i} \mathbf{e}_i, \sum_{j=1}^d \frac{\partial \mathcal{L}(\eta)}{\partial \eta_j} \mathbf{e}_j \right\rangle + \mathbb{E} \left\langle \sum_{i=1}^d \frac{\partial \mathcal{L}(\theta)}{\partial \theta_i} \mathbf{e}_i, \sum_{j=1}^d \frac{\partial \mathcal{L}(\eta)}{\partial \eta_j} \mathbf{e}_j \right\rangle \\ &\quad \text{convexity with respect to} \qquad \qquad \qquad \text{convexity with respect to} \\ &+ \mathbb{E} \left\langle \sum_{i=1}^d \frac{\partial \mathcal{L}(\theta)}{\partial \theta_i} \mathbf{e}_i, \sum_{j=1}^d \frac{\partial \mathcal{L}(\eta)}{\partial \eta_j} \mathbf{e}_j \right\rangle, \\ &\quad \text{convexity with respect to} \end{aligned}$$

and plugging in the derivatives of the reparameterization function gives

$$\begin{aligned} &= \mathbb{E} \left\langle \sum_{i=1}^d D_{\theta_i} \mathcal{L}(\theta) \mathbf{e}_i, \sum_{j=1}^d D_{\eta_j} \mathcal{L}(\eta) \mathbf{e}_j \right\rangle \\ &\quad + \mathbb{E} \left\langle \sum_{i=1}^d \frac{\partial \mathcal{L}(\theta)}{\partial \theta_i} \mathbf{e}_i, \sum_{j=1}^d D_{\eta_j} \mathcal{L}(\eta) \mathbf{e}_j \right\rangle. \end{aligned}$$

Then, moving the terms in the inner products, we obtain

$$\begin{aligned} &= \mathbb{E} \left\langle \sum_{i=1}^d D_{\theta_i} \mathcal{L}(\theta) \mathbf{e}_i, \sum_{j=1}^d D_{\eta_j} \mathcal{L}(\eta) \mathbf{e}_j \right\rangle + \mathbb{E} \left\langle \sum_{i=1}^d \frac{\partial \mathcal{L}(\theta)}{\partial \theta_i} \mathbf{e}_i, \sum_{j=1}^d D_{\eta_j} \mathcal{L}(\eta) \mathbf{e}_j \right\rangle \\ &\quad + \mathbb{E} \left\langle \sum_{i=1}^d D_{\theta_i} \mathcal{L}(\theta) \mathbf{e}_i, \sum_{j=1}^d \frac{\partial \mathcal{L}(\eta)}{\partial \eta_j} \mathbf{e}_j \right\rangle. \end{aligned}$$

term

The fundamental difference of the nonlinear parameterization is the $\mathbb{E} \langle \sum_{i=1}^d D_{\theta_i} \mathcal{L}(\theta) \mathbf{e}_i, \sum_{j=1}^d \frac{\partial \mathcal{L}(\eta)}{\partial \eta_j} \mathbf{e}_j \rangle$ term, for which the key is to show whether the inequality

$$\mathbb{E} \left\langle \sum_{i=1}^d D_{\theta_i} \mathcal{L}(\theta) \mathbf{e}_i, \sum_{j=1}^d \frac{\partial \mathcal{L}(\eta)}{\partial \eta_j} \mathbf{e}_j \right\rangle \geq \mathbb{E} \left\langle \sum_{i=1}^d \frac{\partial \mathcal{L}(\theta)}{\partial \theta_i} \mathbf{e}_i, \sum_{j=1}^d D_{\eta_j} \mathcal{L}(\eta) \mathbf{e}_j \right\rangle \quad (5)$$

holds; since

$$\begin{aligned} & \mathbb{E} \left\langle \sum_{i=1}^d D_{\theta_i} \mathcal{L}(\theta) \mathbf{e}_i, \sum_{j=1}^d \frac{\partial \mathcal{L}(\eta)}{\partial \eta_j} \mathbf{e}_j \right\rangle \\ &= \mathbb{E} \left\langle \sum_{i=1}^d D_{\theta_i} \mathcal{L}(\theta) \mathbf{e}_i, \sum_{j=1}^d D_{\eta_j} \mathcal{L}(\eta) \mathbf{e}_j \right\rangle + \mathbb{E} \left\langle \sum_{i=1}^d D_{\theta_i} \mathcal{L}(\theta) \mathbf{e}_i, \sum_{j=1}^d \frac{\partial \mathcal{L}(\eta)}{\partial \eta_j} \mathbf{e}_j \right\rangle \\ &\quad + \mathbb{E} \left\langle \sum_{i=1}^d \frac{\partial \mathcal{L}(\theta)}{\partial \theta_i} \mathbf{e}_i, \sum_{j=1}^d D_{\eta_j} \mathcal{L}(\eta) \mathbf{e}_j \right\rangle \end{aligned}$$

and

$$\begin{aligned}
 & \text{RP}(\cdot; \cdot), (\cdot) - (\cdot) \\
 = & \left(\text{RP}(\cdot; \cdot), - \right) + \text{RP}(\cdot; \cdot), (\cdot - \cdot) + \text{RP}(\cdot; \cdot), (\cdot) - (\cdot) \\
 = & \left(D_{\text{RP}(\cdot; \cdot)}(\cdot - \cdot) + D_{\text{RP}(\cdot; \cdot)}(\cdot - \cdot) \right) \\
 & + D_{\text{RP}(\cdot; \cdot)}(\cdot) - (\cdot),
 \end{aligned}$$

the inequality holds if and only if Equation (5) is satisfied. Note that Equation (5) immediately reduces to an equality if \cdot is linear.

We will now prove that when \cdot is nonlinear, Assumption 5 is both necessary and sufficient.

Proof of () Recall from Equation (4) that Assumption 5 is equivalent to

$$D_i \text{RP}(\cdot; \cdot) \geq 0,$$

First, we suppose that the inequality

$$E(\cdot), - \text{RP}(\cdot; \cdot), (\cdot) - (\cdot)$$

holds. We know that this implies

$$D_i \text{RP}(\cdot; \cdot)(\cdot - \cdot) \geq D_i \text{RP}(\cdot; \cdot)(\cdot) - (\cdot).$$

For each axis i , if we set $\cdot = \cdot$ for all \cdot , then

$$D_i \text{RP}(\cdot; \cdot)(\cdot - \cdot) \geq D_i \text{RP}(\cdot; \cdot)(\cdot) - (\cdot).$$

Since \cdot is assumed to be convex, we have

$$(\cdot) - (\cdot) \geq (\cdot) - (\cdot).$$

Thus, we get

$$D_i \text{RP}(\cdot; \cdot) \geq 0, \tag{6}$$

which shows that we retrieve Assumption 5.

Proof of () Conversely, if Assumption 5 holds,

$$D_i \text{RP}(\cdot; \cdot) \geq 0,$$

and we clearly have

$$D_i \text{RP}(\cdot; \cdot)(\cdot - \cdot) \geq D_i \text{RP}(\cdot; \cdot)(\cdot) - (\cdot),$$

from which we obtain the desired inequality. \square

Lemma 11. For any \cdot function \cdot , there is no constant $0 < \cdot < \cdot$ such that

$$\left| (\cdot) - (\cdot) \right| \geq \cdot \left| \cdot - \cdot \right|.$$

Proof. Suppose for the sake of contradiction that such $\cdot > 0$ exists. Letting \cdot gives $\left| (\cdot) \right|$ for all \cdot . For each \cdot , either $(\cdot) \geq \cdot$ or $(\cdot) < \cdot$ holds. We discuss two cases based on the value of (0) .

If $(0) \geq \cdot$, we claim that $(\cdot) \geq \cdot$ for all \cdot . Otherwise, $(\cdot) < \cdot$ for some \cdot implies $(\cdot) < \cdot$. By the intermediate value theorem (\cdot is continuous), there exists a point \cdot between 0 and \cdot that attains the value $(\cdot) = 0$, which is a contradiction.

Now that $\phi(\cdot) > 0$ for all \cdot , ϕ is an increasing function. For any $\delta < 0$, we have

$$\begin{aligned} \phi(\delta) &= \phi(\delta) - \phi(0) + \phi(0) \\ &= -\left| \phi(\delta) - \phi(0) \right| + \phi(0) \\ &= -|\delta| + \phi(0). \end{aligned}$$

Here, we can plug $\delta = -\frac{\phi(0)}{2}$ as

$$\phi\left(-\frac{\phi(0)}{2}\right) = -\left| -\frac{\phi(0)}{2} \right| + \phi(0) = -\frac{\phi(0)}{2} + \phi(0) = \frac{\phi(0)}{2} > 0,$$

which implies that $\phi(\cdot) > 0$, which is a contradiction.

Now we discuss the second case $\phi(0) < 0$. By a similar argument, $\phi(\cdot) < 0$ for all \cdot . Thus, ϕ is a decreasing function. For any $\delta > 0$, we have

$$\begin{aligned} \phi(\delta) &= \phi(\delta) - \phi(0) + \phi(0) \\ &= -\left| \phi(\delta) - \phi(0) \right| + \phi(0) \\ &= -\delta + \phi(0). \end{aligned}$$

Picking $\delta = \frac{\phi(0)}{2}$ results in $\phi(\delta) < 0$, which is a contradiction. \square

Theorem 2. Let ϕ be μ -strongly convex, and \mathbf{C} be a diagonal conditioner.

- (i) If ϕ is linear, the energy E_{ϕ} is μ -strongly convex.
- (ii) If ϕ is convex with the mean-field parameterization, the energy E_{ϕ} is convex.
- (iii) If ϕ is convex with the Cholesky parameterization, the energy E_{ϕ} may not be convex.
- (iv) If ϕ is such that $\mathbf{C}^1(\cdot, \cdot)$, the energy E_{ϕ} is not strongly convex.

Proof. The special case (i) is proven by [Domke \(2020, Theorem 9\)](#). We focus on the general statement (ii).

If ϕ is μ -strongly convex, the inequality

$$\phi(\delta) - \phi(\delta_0) \geq \mu(\delta - \delta_0) + \frac{\mu}{2}(\delta - \delta_0)^2 \quad (7)$$

holds, where the general convex case is obtained as a special case with $\mu = 0$. The goal is to relate this to the (μ -strong-)convexity of the energy with respect to the variational parameters given by

$$E(\delta) - E(\delta_0) \geq \mu(\delta - \delta_0) + \frac{\mu}{2}(\delta - \delta_0)^2.$$

Proof of (ii), (iii) Plugging the reparameterized latent variables to [Equation \(7\)](#) and taking the expectation,

$$\begin{aligned} \mathbb{E}(\phi(\delta)) - \mathbb{E}(\phi(\delta_0)) &\geq \mu(\delta - \delta_0) + \frac{\mu}{2}(\delta - \delta_0)^2 \\ \mathbb{E}(\phi(\delta)) - \mathbb{E}(\phi(\delta_0)) &\geq \mu(\delta - \delta_0) + \frac{\mu}{2}(\delta - \delta_0)^2 \\ \mathbb{E}(\phi(\delta)) - \mathbb{E}(\phi(\delta_0)) &\geq \mathbb{E}_{\text{RP}(\cdot; \cdot)}(\phi(\delta)) - \mathbb{E}(\phi(\delta_0)) + \frac{\mu}{2}(\delta - \delta_0)^2 \end{aligned}$$

Thus, the energy is convex if and only if

$$\mathbb{E}_{\text{RP}(\cdot; \cdot)}(\phi(\delta)) - \mathbb{E}(\phi(\delta)) \geq \frac{\mu}{2}(\delta - \delta_0)^2$$

holds. [Lemma 10](#) shows that, for nonlinear conditioners, this is equivalent to [Assumption 5](#). That is,

$$\text{(Assumption 5)} \iff \text{(Lemma 10)} \iff \mathbb{E}(E_{\phi} \text{ is convex}).$$

Furthermore, by [Lemma 9](#), we have that

$$\begin{aligned} \text{(Nonlinear Mean-Field Param.)} &\iff \text{(Assumption 5)} \text{ and} \\ \text{(Nonlinear Cholesky Param.)} &\iff \text{(Assumption 5)}. \end{aligned}$$

Proof of (iv) We now prove that, under the non-linear parameterization, the energy cannot be strongly convex. When the energy is convex, it is also strongly convex if and only if

$$\frac{1}{2} \left(\phi(x) - \phi(x_0) \right)^2 \geq \frac{\mu}{2} \|x - x_0\|^2.$$

From the proof of [Domke \(2020, Lemma 5\)](#), it follows that

$$\left(\phi(x) - \phi(x_0) \right)^2 = \frac{1}{F} \left(\phi(x) - \phi(x_0) \right)^2 + \dots$$

Furthermore, under non-linear parameterizations,

$$\begin{aligned} & \frac{1}{F} \left(\phi(x) - \phi(x_0) \right)^2 - \frac{1}{F} \left(\phi(x) - \phi(x_0) \right)^2 \\ &= \left(\phi(x) - \phi(x_0) \right)^2 - \frac{1}{F} \left(\phi(x) - \phi(x_0) \right)^2 \\ &= \left(\phi(x) - \phi(x_0) \right)^2 - \frac{1}{F} \left(\phi(x) - \phi(x_0) \right)^2, \end{aligned}$$

since $\phi(x)$ and $\phi(x_0)$ are orthogonal,

$$\begin{aligned} &= \left(\phi(x) - \phi(x_0) \right)^2 - \frac{1}{F} \left(\phi(x) - \phi(x_0) \right)^2 \\ &= \left(\phi(x) - \phi(x_0) \right)^2 - \frac{1}{F} \left(\phi(x) - \phi(x_0) \right)^2. \end{aligned} \tag{8}$$

For the energy term to be strongly convex, [Equation \(8\)](#) must be bounded *below* by $\frac{\mu}{2} \|x - x_0\|^2$. Evidently, this implies that a necessary and sufficient condition is that

$$\left| \left(\phi(x) - \phi(x_0) \right)^2 \right| \geq \frac{\mu}{2} \|x - x_0\|^2$$

by some constant $0 < \mu < \infty$. Notice that the direction of the inequality is reversed from the Lipschitz condition. Unfortunately, there is no such function $\phi(x)$ that is continuous, differentiable, as shown in [Lemma 11](#). Thus, for any diagonal conditioner $\mathcal{C}^1(\cdot, \cdot)$, the energy cannot be strongly convex. \square

C.3 Convergence of Black-Box Variational Inference

Theorem 5 (Convergence of BBVI for Nonconvex). Let the variational family satisfy [Assumption 2](#) and the assumptions of [Corollary 1](#) hold such that the ELBO is μ -smooth with $\mu = \mu_0 + \mu_1 + \mu_2$. Also if the problem satisfies [Assumption 4](#), μ_2 is μ_2 -smooth, and the stepsize satisfy $\eta < 1/\mu$,

$$\min_{\theta} \mathbb{E}_{q(\theta)} \left[\frac{2}{\mu} \left(\frac{\mu_2}{\mu} \right) \left(\mathbb{E}_{q(\theta)} \left[\frac{1}{2} \left(\frac{\mu_2}{\mu} \right) \right] + 2 \left(\frac{\mu_2}{\mu} \right) \right) \right. \\ \left. + \frac{2}{\mu} \left(1 + \frac{4}{\mu^2} \left(\frac{\mu_2}{\mu} \right) \right) \left(\mathbb{E}_{q(\theta)} \left[\frac{1}{2} \left(\frac{\mu_2}{\mu} \right) \right] \right) \right]$$

where

$$\begin{aligned} \mu_0 &= \mu_0 && \text{is the projection of } \theta_0 \text{ onto set of minimizers of } \mu_0 \\ \mu_1 &= \mu_1 && \text{is the projection of } \theta_1 \text{ onto set of minimizers of } \mu_1 \\ \mu_2 &= \mu_2 && \text{is the condition number,} \\ \mu_0 &= \inf_{\theta} \mu_0(\theta), \\ \mu_1 &= \inf_{\theta} \mu_1(\theta), \\ (\mu_2)_{\text{Cholesky}} &= \mu_2 && \text{for the Cholesky parameterization,} \\ (\mu_2)_{\text{mean-field}} &= 2 \mu_2 + 1 && \text{for the mean-field parameterization,} \\ \mu_2 & && \text{is the number of Monte Carlo samples.} \end{aligned}$$

Proof. [Khaled & Richtárik \(2023, Theorem 2\)](#) show that, if the objective function is μ -smooth and the stochastic gradients satisfy the condition given as

$$\hat{\mu}(\theta) \leq \frac{2}{\mu} \left(\frac{\mu_2}{\mu} \right) \left(\mathbb{E}_{q(\theta)} \left[\frac{1}{2} \left(\frac{\mu_2}{\mu} \right) \right] + \frac{2}{\mu} \right),$$

for some $0 < \mu_0, \mu_1 < \mu$, SGD finds an ϵ -stationary point as

$$\min_{\theta} \mathbb{E}_{q(\theta)} \left[\frac{2}{\mu} \left(\frac{\mu_2}{\mu} \right) \left(\mathbb{E}_{q(\theta)} \left[\frac{1}{2} \left(\frac{\mu_2}{\mu} \right) \right] + \frac{2(1 + \frac{4}{\mu^2} \left(\frac{\mu_2}{\mu} \right))}{\mu} \right) \right]$$

Under the conditions of [Corollary 1](#), μ is μ -smooth with $\mu = \mu_0 + \mu_1 + \mu_2$. Furthermore, under [Assumption 4](#), [Kim et al. \(2023\)](#) show that the Monte Carlo gradient estimates satisfy

$$\hat{\mu}(\theta) \leq \frac{2}{\mu} \left(\frac{\mu_2}{\mu} \right) \left(\mathbb{E}_{q(\theta)} \left[\frac{1}{2} \left(\frac{\mu_2}{\mu} \right) \right] + \frac{2}{\mu} \right) + \frac{2}{\mu} \left(\frac{\mu_2}{\mu} \right) \left(\mathbb{E}_{q(\theta)} \left[\frac{1}{2} \left(\frac{\mu_2}{\mu} \right) \right] + \frac{4}{\mu} \right) \left(\frac{\mu_2}{\mu} \right),$$

This means that the condition is satisfied with constants

$$\mu_0 = \frac{4}{\mu} \left(\frac{\mu_2}{\mu} \right), \quad \mu_1 = 1, \quad \mu_2 = \frac{2}{\mu} \left(\frac{\mu_2}{\mu} \right) \left(\mathbb{E}_{q(\theta)} \left[\frac{1}{2} \left(\frac{\mu_2}{\mu} \right) \right] + \frac{4}{\mu} \right) \left(\frac{\mu_2}{\mu} \right).$$

Plugging these constants in, we obtain

$$\min_{\theta} \mathbb{E}_{q(\theta)} \left[\frac{2}{\mu} \left(\frac{\mu_2}{\mu} \right) \left(\mathbb{E}_{q(\theta)} \left[\frac{1}{2} \left(\frac{\mu_2}{\mu} \right) \right] + \frac{2}{\mu} \right) \right. \\ \left. + \frac{2}{\mu} \left(1 + \frac{4}{\mu^2} \left(\frac{\mu_2}{\mu} \right) \right) \left(\mathbb{E}_{q(\theta)} \left[\frac{1}{2} \left(\frac{\mu_2}{\mu} \right) \right] \right) \right]$$

Substituting the condition numbers yield the stated result. \square

Theorem 3 (Complexity of BBVI for Nonconvex). Let the variational family satisfy Assumption 2 and the assumptions of Corollary 1 hold such that the ELBO is ϵ -smooth with $\epsilon = \epsilon_1 + \epsilon_2$. If the likelihood satisfies Assumption 4, the iterates generated by BBVI include an ϵ -stationary point such that $\min_{\theta} \mathbb{E}_{q(\theta)} \|\nabla \log \pi(\theta)\|_2^2 \leq \epsilon$ for any $\epsilon > 0$ if

$$\frac{1}{4} \frac{1}{\epsilon^2} \frac{1}{\mathcal{V}(\theta)} \leq \frac{12(\mathbb{E}_{q(\theta)} \log \pi(\theta) - \log \pi(\theta_0))^2}{4} \frac{1}{\mathcal{V}(\theta)}$$

where $\mathcal{V}(\theta) = \mathcal{V}(\theta)$, $\mathcal{V}(\theta) = \mathcal{V}(\theta)$ for the Cholesky and $\mathcal{V}(\theta) = \mathcal{V}(\theta)$ for the mean-field parameterizations.

Proof. As a corollary to Theorem 5, Khaled & Richtárik (2023, Corollary 1) show that, for an ϵ -smooth objective function f , a gradient estimator satisfying the ABC condition, an ϵ -stationary point can be encountered if

$$\epsilon \leq \min\left(\frac{1}{4}, \frac{1}{2}, \frac{12(\mathbb{E}_{q(\theta)} \log \pi(\theta) - \log \pi(\theta_0))^2}{2} \max\left(\frac{1}{\mathcal{V}(\theta)}, \frac{12(\mathbb{E}_{q(\theta)} \log \pi(\theta) - \log \pi(\theta_0))^2}{2}, \frac{2}{\mathcal{V}(\theta)}\right)\right).$$

Under Assumption 4, Kim et al. (2023) show that the Monte Carlo gradient estimates satisfy

$$\mathbb{E}_{\theta} \|\hat{g}(\theta)\|_2^2 \leq \frac{4}{2} \frac{1}{\mathcal{V}(\theta)} (\mathbb{E}_{q(\theta)} \log \pi(\theta) - \log \pi(\theta_0))^2 + \frac{2}{2} \frac{1}{\mathcal{V}(\theta)} - \frac{L}{2} \frac{4}{2} \frac{1}{\mathcal{V}(\theta)} (\mathbb{E}_{q(\theta)} \log \pi(\theta) - \log \pi(\theta_0))^2,$$

This means that the ABC condition is satisfied with constants

$$\epsilon_1 = \frac{4}{2} \frac{1}{\mathcal{V}(\theta)}, \quad \epsilon_2 = 1, \quad \epsilon_3 = \frac{2}{2} \frac{1}{\mathcal{V}(\theta)} (\mathbb{E}_{q(\theta)} \log \pi(\theta) - \log \pi(\theta_0))^2 + 2 \left(\mathbb{E}_{q(\theta)} \log \pi(\theta) - \log \pi(\theta_0) \right)^2.$$

where

$$\begin{aligned} \mathcal{V}(\theta) &= \mathcal{V}(\theta) \text{ is the projection of } \theta \text{ onto set of minimizers of } f, \\ \mathcal{V}_L(\theta) &= \mathcal{V}_L(\theta) \text{ is the projection of } \theta \text{ onto set of minimizers of } f_L, \\ \mathcal{V}(\theta) &= \inf_{\theta} \mathcal{V}(\theta), \\ \mathcal{V}_L(\theta) &= \inf_{\theta} \mathcal{V}_L(\theta), \\ \mathcal{V}(\theta) &= \mathcal{V}(\theta) \text{ for the Cholesky parameterization,} \\ \mathcal{V}(\theta) &= 2 \mathcal{V}(\theta) + 1 \text{ for the mean-field parameterization,} \\ \mathcal{V}(\theta) & \text{ is the number of Monte Carlo samples.} \end{aligned}$$

Plugging these constants in, we obtain

$$\begin{aligned} &= \min\left(\frac{1}{4}, \frac{1}{2}, \frac{12(\mathbb{E}_{q(\theta)} \log \pi(\theta) - \log \pi(\theta_0))^2}{2} \frac{1}{\mathcal{V}(\theta)} (\mathbb{E}_{q(\theta)} \log \pi(\theta) - \log \pi(\theta_0))^2 + 2 \left(\mathbb{E}_{q(\theta)} \log \pi(\theta) - \log \pi(\theta_0) \right)^2\right) \\ &= \min\left(\frac{1}{4}, \frac{1}{2}, \frac{12(\mathbb{E}_{q(\theta)} \log \pi(\theta) - \log \pi(\theta_0))^2}{4} \frac{1}{\mathcal{V}(\theta)} (\mathbb{E}_{q(\theta)} \log \pi(\theta) - \log \pi(\theta_0))^2 + 2 \left(\mathbb{E}_{q(\theta)} \log \pi(\theta) - \log \pi(\theta_0) \right)^2\right) \\ &= \min\left(\frac{1}{4}, \frac{1}{4} \frac{1}{\mathcal{V}(\theta)}, \frac{1}{4} \frac{1}{\mathcal{V}(\theta)}\right) \\ &= \frac{1}{4} \frac{1}{\mathcal{V}(\theta)}, \end{aligned}$$

where we have taken the worst case of each term. Now for the number of iterations, plugging the numbers yield

$$\frac{12(\epsilon_0 - \epsilon)}{2} \max \left(1, \frac{48(\epsilon_0 - \epsilon)^2 \epsilon}{2}, \frac{8^2 \epsilon (\epsilon - L/2 + (\epsilon - L))}{2} \right)$$

$$= \frac{(\epsilon_0 - \epsilon)^2 \epsilon}{4},$$

where the last two arguments of the max function dominate the first one since the order is ϵ^{-2} versus ϵ^{-4} . \square

C.4 Convergence of Proximal Black-Box Variational Inference

Lemma 12 (Lemma 8, Domke, 2019). *Let the linear parameterization be used.*

(i) *For the Cholesky parameterization,*

$$\text{RP}(\cdot; \cdot) - \text{RP}(\cdot; \cdot) \stackrel{2}{\|} \left(1 + \frac{2}{2}\right) \text{RP}(\cdot; \cdot) - \text{RP}(\cdot; \cdot) \stackrel{2}{\|}$$

(ii) *For the mean-field parameterization,*

$$\text{RP}(\cdot; \cdot) - \text{RP}(\cdot; \cdot) \stackrel{2}{\|} \left(1 + \frac{2}{F}\right) \text{RP}(\cdot; \cdot) - \text{RP}(\cdot; \cdot) \stackrel{2}{\|}$$

Proof. The proof is similar to Lemma 1 by Domke (2019). First, for the Cholesky parameterization,

$$\begin{aligned} & \text{RP}(\cdot; \cdot) - \text{RP}(\cdot; \cdot) \stackrel{2}{\|} \\ &= \frac{(\cdot)}{\text{RP}(\cdot; \cdot)} - \frac{(\cdot)}{\text{RP}(\cdot; \cdot)} \stackrel{2}{\|} \end{aligned}$$

disassembling the squared $\| \cdot \|^2$ norm,

$$\begin{aligned} &= \left(\frac{(\cdot)}{\text{RP}(\cdot; \cdot)} - \frac{(\cdot)}{\text{RP}(\cdot; \cdot)} \right) \left(\frac{(\cdot)}{\text{RP}(\cdot; \cdot)} - \frac{(\cdot)}{\text{RP}(\cdot; \cdot)} \right) \\ &+ \left(\frac{(\cdot)}{\text{RP}(\cdot; \cdot)} - \frac{(\cdot)}{\text{RP}(\cdot; \cdot)} \right) \left(\frac{(\cdot)}{\text{RP}(\cdot; \cdot)} - \frac{(\cdot)}{\text{RP}(\cdot; \cdot)} \right) \\ &- 2 \left(\frac{(\cdot)}{\text{RP}(\cdot; \cdot)} - \frac{(\cdot)}{\text{RP}(\cdot; \cdot)} \right) \left(\frac{(\cdot)}{\text{RP}(\cdot; \cdot)} - \frac{(\cdot)}{\text{RP}(\cdot; \cdot)} \right), \end{aligned}$$

applying Corollary 2,

$$\begin{aligned} &= \left(\frac{(\cdot)}{\text{RP}(\cdot; \cdot)} - \frac{(\cdot)}{\text{RP}(\cdot; \cdot)} \right) \left(\frac{(\cdot)}{\text{RP}(\cdot; \cdot)} + \frac{2}{2} \right) \text{RP}(\cdot; \cdot) \\ &+ \left(\frac{(\cdot)}{\text{RP}(\cdot; \cdot)} - \frac{(\cdot)}{\text{RP}(\cdot; \cdot)} \right) \left(\frac{(\cdot)}{\text{RP}(\cdot; \cdot)} + \frac{2}{2} \right) \text{RP}(\cdot; \cdot) \\ &- 2 \left(\frac{(\cdot)}{\text{RP}(\cdot; \cdot)} - \frac{(\cdot)}{\text{RP}(\cdot; \cdot)} \right) \left(\frac{(\cdot)}{\text{RP}(\cdot; \cdot)} + \frac{2}{2} \right) \text{RP}(\cdot; \cdot), \end{aligned}$$

by computing the quadratic forms,

$$\begin{aligned} &= \left(1 + \frac{2}{2}\right) \left(\frac{(\cdot)}{\text{RP}(\cdot; \cdot)} - \frac{(\cdot)}{\text{RP}(\cdot; \cdot)} \right) \text{RP}(\cdot; \cdot) \\ &+ \left(\frac{(\cdot)}{\text{RP}(\cdot; \cdot)} - \frac{(\cdot)}{\text{RP}(\cdot; \cdot)} \right) \text{RP}(\cdot; \cdot) \\ &- 2 \left(\frac{(\cdot)}{\text{RP}(\cdot; \cdot)} - \frac{(\cdot)}{\text{RP}(\cdot; \cdot)} \right) \text{RP}(\cdot; \cdot), \end{aligned}$$

reassembling the squared $\| \cdot \|^2$ norm,

$$= \left(1 + \frac{2}{2}\right) \text{RP}(\cdot; \cdot) - \text{RP}(\cdot; \cdot) \stackrel{2}{\|}$$

The mean-field parameterization case is identical if we replace $\frac{2}{2}$ with $\frac{2}{F}$. □

Lemma 2 (Convex Expected Smoothness). *Let \mathcal{E} be μ -smooth and λ -strongly convex with the variational family satisfying Assumption 2 with the linear parameterization. Then,*

holds, where $D_E(\cdot, \cdot) = \mathcal{E}(\cdot) - \mathcal{E}(\cdot) - \mathcal{E}(\cdot)$, $\mathcal{E}(\cdot)$ is the Bregman divergence, $\kappa = \lambda / \mu$ is the condition number, $(\cdot, \cdot) = \langle \cdot, \cdot \rangle$ for the Cholesky and $(\cdot, \cdot) = 2 \langle \cdot, \cdot \rangle + 1$ for the mean-field parameterizations.

Proof. First, the proof closely mirrors [Domke \(2019, Theorem 3\)](#) to resolve the stochasticity. Then, similarly to the analyses of [Kim et al. \(2023\)](#), the inequality with respect to the parameter-space distance is converted into an inequality with respect to the difference in function value. This is done by using the μ -strongly convexity of

$$\frac{1}{2} \left\| \begin{pmatrix} \theta \\ \eta \end{pmatrix} - \begin{pmatrix} \theta^* \\ \eta^* \end{pmatrix} \right\|_2^2 \leq \frac{1}{2} \left\| \begin{pmatrix} \theta \\ \eta \end{pmatrix} - \begin{pmatrix} \theta^* \\ \eta^* \end{pmatrix} \right\|_2^2. \quad (9)$$

First, for the Cholesky parameterization,

$$\text{RP} \left(\begin{pmatrix} \theta \\ \eta \end{pmatrix} \right) - \text{RP} \left(\begin{pmatrix} \theta^* \\ \eta^* \end{pmatrix} \right) \leq \frac{1}{2} \left\| \begin{pmatrix} \theta \\ \eta \end{pmatrix} - \begin{pmatrix} \theta^* \\ \eta^* \end{pmatrix} \right\|_2^2$$

by [Lemma 12](#),

$$\left(1 + \frac{2}{\mu} \right) \text{RP} \left(\begin{pmatrix} \theta \\ \eta \end{pmatrix} \right) - \left(1 + \frac{2}{\mu} \right) \text{RP} \left(\begin{pmatrix} \theta^* \\ \eta^* \end{pmatrix} \right) \leq \frac{1}{2} \left\| \begin{pmatrix} \theta \\ \eta \end{pmatrix} - \begin{pmatrix} \theta^* \\ \eta^* \end{pmatrix} \right\|_2^2$$

recalling the definition of RP ,

$$= \left(1 + \frac{2}{\mu} \right) \left(\mathcal{E}(\theta, \eta) - \mathcal{E}(\theta^*, \eta^*) \right) \leq \frac{1}{2} \left\| \begin{pmatrix} \theta \\ \eta \end{pmatrix} - \begin{pmatrix} \theta^* \\ \eta^* \end{pmatrix} \right\|_2^2$$

from μ -smoothness of \mathcal{E} ,

$$\frac{1}{2} \left\| \begin{pmatrix} \theta \\ \eta \end{pmatrix} - \begin{pmatrix} \theta^* \\ \eta^* \end{pmatrix} \right\|_2^2 \leq \left(1 + \frac{2}{\mu} \right) \left(\mathcal{E}(\theta, \eta) - \mathcal{E}(\theta^*, \eta^*) \right) \leq \frac{1}{2} \left\| \begin{pmatrix} \theta \\ \eta \end{pmatrix} - \begin{pmatrix} \theta^* \\ \eta^* \end{pmatrix} \right\|_2^2$$

applying [Corollary 3](#),

$$\frac{1}{2} \left\| \begin{pmatrix} \theta \\ \eta \end{pmatrix} - \begin{pmatrix} \theta^* \\ \eta^* \end{pmatrix} \right\|_2^2 \leq \frac{1}{2} \left\| \begin{pmatrix} \theta \\ \eta \end{pmatrix} - \begin{pmatrix} \theta^* \\ \eta^* \end{pmatrix} \right\|_2^2$$

applying [Corollary 4](#),

$$= \frac{1}{2} \left\| \begin{pmatrix} \theta \\ \eta \end{pmatrix} - \begin{pmatrix} \theta^* \\ \eta^* \end{pmatrix} \right\|_2^2 \leq \frac{1}{2} \left\| \begin{pmatrix} \theta \\ \eta \end{pmatrix} - \begin{pmatrix} \theta^* \\ \eta^* \end{pmatrix} \right\|_2^2$$

since \mathcal{E} is μ -strongly convex, we apply [Equation \(9\)](#),

$$\frac{1}{2} \left\| \begin{pmatrix} \theta \\ \eta \end{pmatrix} - \begin{pmatrix} \theta^* \\ \eta^* \end{pmatrix} \right\|_2^2 \leq \frac{1}{2} \left\| \begin{pmatrix} \theta \\ \eta \end{pmatrix} - \begin{pmatrix} \theta^* \\ \eta^* \end{pmatrix} \right\|_2^2 \leq \frac{1}{2} \left\| \begin{pmatrix} \theta \\ \eta \end{pmatrix} - \begin{pmatrix} \theta^* \\ \eta^* \end{pmatrix} \right\|_2^2$$

and applying [Lemma 10](#),

$$\frac{1}{2} \left\| \begin{pmatrix} \theta \\ \eta \end{pmatrix} - \begin{pmatrix} \theta^* \\ \eta^* \end{pmatrix} \right\|_2^2 \leq \frac{1}{2} \left\| \begin{pmatrix} \theta \\ \eta \end{pmatrix} - \begin{pmatrix} \theta^* \\ \eta^* \end{pmatrix} \right\|_2^2 \leq \frac{1}{2} \left\| \begin{pmatrix} \theta \\ \eta \end{pmatrix} - \begin{pmatrix} \theta^* \\ \eta^* \end{pmatrix} \right\|_2^2$$

The proof is identical for the mean-field case if we replace $\frac{1}{2}$ with $\frac{1}{2} \mathbb{F}$. □

Lemma 13 (Variance Transfer). Let \mathcal{E} be μ -smooth and μ -strongly convex with the variational family satisfying [Assumption 2](#) with the linear parameterization. Also, let $\hat{\mathcal{E}}_E$ be an n -sample gradient estimator of the energy. Then,

$$\text{tr} \hat{\mathcal{E}}_E(\theta, \eta) \leq \frac{4}{\mu} \text{D}_E(\theta, \eta) + 2 \text{tr} \hat{\mathcal{E}}_E(\theta, \eta)$$

κ is the condition number, D_E is the Bregman divergence defined in [Lemma 2](#), $(\theta, \eta) = (\theta, \eta)$ for the Cholesky and $(\theta, \eta) = 2 \frac{\mu}{\mu} + 1$ for the mean-field parameterizations.

Proof. First, the n -sample gradient estimator is defined as

$$\hat{\mathcal{E}}_E(\theta, \eta) = \frac{1}{n} \sum_{i=1}^n \text{RP}(\theta, \eta)_i$$

where κ . Thus,

$$\text{tr} \hat{\Sigma}_E(\cdot) = \frac{1}{2} \text{tr} \text{RP}(\cdot, \cdot).$$

From here, given [Lemma 2](#), the proof is identical with that of [Garrigos & Gower \(2023, Lemma 8.20\)](#), except for the constants. \square

Theorem 6 (Convergence of Proximal BBVI with Strongly Convex). *Let ϕ be μ -smooth and κ -strongly convex. Then, BBVI with a variational family satisfying [Assumption 2](#), the linear parameterization, and a fixed stepsize $0 < \eta < \frac{1}{2\kappa(\cdot)}$, the iterates satisfy*

$$\| \theta_t - \theta^* \|_2^2 \leq (1 - \eta \mu) \left(\| \theta_0 - \theta^* \|_2^2 + \frac{2\sigma^2}{\mu} \right),$$

where $\kappa = \kappa(\cdot)$ is the condition number, σ^2 is defined in [Lemma 3](#), $\theta^* = \arg \min \phi(\cdot)$, $(\cdot, \cdot) = \langle \cdot, \cdot \rangle$ for the Cholesky and $(\cdot, \cdot) = 2\langle \cdot, \cdot \rangle + 1$ for the mean-field parameterizations.

Proof. Provided that

- (A.6.1) the energy ϕ is strongly convex,
- (A.6.2) the energy ϕ is μ -smooth,
- (A.6.3) the regularizer ψ is convex,
- (A.6.4) the regularizer ψ is lower semi-continuous,
- (A.6.5) the convex expected smoothness condition holds,
- (A.6.6) the variance transfer condition holds, and
- (A.6.7) the gradient variance σ^2 at the optimum is finite such that $\sigma^2 < \infty$,

the proof is identical to that of [Garrigos & Gower \(2023, Theorem 11.9\)](#), which is based on the results of [Gorbunov et al. \(2020, Corollary A.2\)](#).

In our setting,

- (A.6.1) is established by [Theorem 2](#),
- (A.6.2) is established by [Theorem 1](#),
- (A.6.3) is trivially satisfied since ψ is the negative entropy,
- (A.6.4) is trivially satisfied since ψ is continuous,
- (A.6.5) is established in [Lemma 2](#),
- (A.6.6) is established in [Lemma 13](#),
- (A.6.7) is established in [Lemma 3](#).

The only difference is that, we replace the constant \max in the proof of [Garrigos & Gower](#) to $\frac{1}{2}$. This stems from the different constants in the variance transfer condition. \square

Theorem 4 (Complexity of Proximal BBVI with Strongly Convex). *Let ϕ be μ -smooth and κ -strongly convex. Then, for any $\epsilon > 0$, BBVI with a variational family satisfying [Assumption 2](#) and the linear parameterization guarantees*

$$= \min \left(\frac{1}{2\mu}, \frac{1}{2\kappa(\cdot)} \right), \quad \max \left(\frac{1}{2\mu}, \frac{2\sigma^2}{\mu} \right) \log \left(\frac{2}{\epsilon} \right),$$

where $\kappa = \kappa(\cdot)$ is the condition number, σ^2 is defined in [Lemma 3](#), $\theta^* = \arg \min \phi(\cdot)$, $(\cdot, \cdot) = \langle \cdot, \cdot \rangle$ for the Cholesky and $(\cdot, \cdot) = 2\langle \cdot, \cdot \rangle + 1$ for the mean-field parameterizations.

Proof. This is a corollary of the fixed stepsize convergence guarantee in [Theorem 6](#) as shown by [Garrigos & Gower \(2023, Corollary 11.10\)](#). They guarantee an error if

$$= \min \left(\frac{2}{2} \frac{2}{F}, \frac{1}{2 \max} \right), \quad \max \left(\frac{1}{2} \frac{4}{F}, \frac{2}{\max} \right) \log \left(\frac{2}{2} \frac{0}{-} \right).$$

In our notation, $F = 2$ and $\max = \frac{(\cdot, \cdot)}{2}$.

□

Theorem 7 (Convergence of Proximal BBVI with Strongly Convex and a Decreasing Stepsize). Let \mathcal{F} be μ -smooth and \mathcal{G} -strongly convex. Then, BBVI with a variational family satisfying [Assumption 2](#), the linear parameterization, $\frac{1}{2} \frac{(\cdot, \cdot)}{F}$, and a stepsize schedule of

$$= \frac{2}{2} \frac{(\cdot, \cdot)}{F} \quad \text{for } \mu \leq 4$$

$$= \frac{2+1}{(2+1)^2} \quad \text{for } \mu > 4,$$

where $\mu = 2 \frac{(\cdot, \cdot)}{F}$, $\kappa = \frac{L}{\mu}$ is the condition number, $(\cdot, \cdot) = \frac{1}{2} \frac{(\cdot, \cdot)}{F} + \frac{1}{2} \frac{(\cdot, \cdot)}{G}$ for the Cholesky and $(\cdot, \cdot) = 2 \frac{(\cdot, \cdot)}{F} + 1$ for the mean-field parameterizations, then the iterates satisfy

$$- \frac{2}{2} \frac{16}{e^2} \frac{2}{2} \frac{0}{-} \frac{2}{2} + \frac{8}{2}$$

where 2 is defined in [Lemma 3](#), $\mu = \arg \min (\cdot)$.

Proof. Under our assumptions, [Theorem 6](#) holds, of which the proof is essentially obtaining the recursion

$$\frac{2}{2} + 1 - \frac{2}{2} = (1 - \frac{2}{2}) \frac{2}{2} - \frac{2}{2} + 2 \frac{2}{2}.$$

Instead of a fixed stepsize, we can apply the decreasing stepsize rule in the proof statement, then which the proof becomes identical to that of [Gower et al. \(2019, Theorem 3.2\)](#). We only need to replace $\frac{2}{2}$ with $\frac{2}{\max}$ in the proof of [Garrigos & Gower \(2023, Theorem 11.9\)](#). This in our notation is $\max = \frac{(\cdot, \cdot)}{2}$.

□

Theorem 8 (Complexity of Proximal BBVI with Strongly Convex and a Decreasing Stepsize). Let \mathcal{F} be μ -smooth and \mathcal{G} -strongly convex. Then, for any $\epsilon > 0$, BBVI with a variational family satisfying [Assumption 2](#) and the linear parameterization guarantees $\frac{2}{2} - \frac{2}{2}$ if

$$= \frac{2}{2} \frac{(\cdot, \cdot)}{F} \quad \text{for } \mu \leq 4$$

$$= \frac{2+1}{(2+1)^2} \quad \text{for } \mu > 4, \quad \max \left(\frac{8}{2} \frac{2}{2} + \frac{4}{e} \frac{0}{-} \frac{2}{2}, 4 \right)$$

where 2 is defined in [Lemma 3](#), $\mu = 2 \frac{(\cdot, \cdot)}{F}$, $\kappa = \frac{L}{\mu}$ is the condition number, $\mu = \arg \min (\cdot)$, $(\cdot, \cdot) = \frac{1}{2} \frac{(\cdot, \cdot)}{F} + \frac{1}{2} \frac{(\cdot, \cdot)}{G}$ for the Cholesky and $(\cdot, \cdot) = 2 \frac{(\cdot, \cdot)}{F} + 1$ for the mean-field parameterizations.

Proof. The computational complexity follows from the smallest number of iterations such that

$$- \frac{2}{2} \frac{16}{e^2} \frac{2}{2} \frac{0}{-} \frac{2}{2} + \frac{8}{2}$$

By multiplying both sides with 2 as

$$2 - \frac{8}{2} \frac{2}{2} - \frac{16}{e^2} \frac{2}{2} \frac{0}{-} \frac{2}{2} = 0, \quad (10)$$

we can see that we are looking for the smallest positive integer that is larger than the solution of a quadratic equation with respect to n . This is given as

$$\frac{8^2}{2} + \frac{\left(\frac{8^2}{2}\right)^2 + 64 \frac{2^{0-n}}{e^2}}{2}.$$

Applying the inequality $\frac{a}{b} + \frac{c}{d} \geq \frac{a+c}{b+d}$,

$$\begin{aligned} \frac{\frac{8^2}{2} + \frac{\left(\frac{8^2}{2}\right)^2 + 64 \frac{2^{0-n}}{e^2}}{2}}{2} &\geq \frac{\frac{8^2}{2} + \left(\frac{8^2}{2}\right) + 64 \frac{2^{0-n}}{e^2}}{2} \\ &= \frac{\frac{16^2}{2} + \frac{-8 \cdot 2^{0-n}}{e}}{2} \\ &= \frac{8^2}{2} + \frac{4 \cdot 2^{0-n}}{e}. \end{aligned}$$

Thus, $\frac{8^2}{2} + \frac{4 \cdot 2^{0-n}}{e}$ can be satisfied with a number of iterations at least

$$\max\left(\frac{8^2}{2} + \frac{4 \cdot 2^{0-n}}{e}, 4\right).$$

□

D Details of Experimental Setup

Table 2: Summary of Datasets and Problems

Abbrev.	Model	Dataset		
LME-election	Linear Mixed Effects	1988 U.S. presidential election (Gelman & Hill, 2007)	90	11,566
LME-radon		U.S. household radon levels (Gelman & Hill, 2007)	391	12,573
BT-tennis	Bradley-Terry	ATP World Tour tennis	6030	172,199
LR-keggu	Linear Regression	KEGG-undirected (Shannon <i>et al.</i> , 2003)	31	63,608
LR-song		million songs (Bertin-Mahieux <i>et al.</i> , 2011)	94	515,345
LR-buzz		buzz in social media (Kawala <i>et al.</i> , 2013)	81	583,250
LR-electric		household electric	15	2,049,280
AR-ecg	Sparse Autoregressive	Long-term ST ECG (Jager <i>et al.</i> , 2003)	63	20,642,000

Linear Regression (LR-*) We consider a basic Bayesian hierarchical linear regression model

$$\begin{aligned}
 & \left(\begin{array}{c} \mu \\ \sigma^2 \end{array} \right) \\
 & + \left(\begin{array}{c} 0, 10^2 \\ \sigma^2 \end{array} \right) \\
 & + \left(\begin{array}{c} 0, 10^2 \\ \sigma^2 \end{array} \right) \\
 & + \left(\begin{array}{c} 0, 0.3^2 \\ \sigma^2 \end{array} \right) \\
 & \left(\begin{array}{c} \mu \\ \sigma^2 \end{array} \right) \\
 & \left(\begin{array}{c} 0, \sigma^2 \\ \mu + \sigma^2 \end{array} \right)
 \end{aligned}$$

where a weakly informative half-normal hyperprior μ, σ^2 , a normal distribution with the support restricted to $\mu > 0, \sigma^2 > 0$, is assigned on the hyperparameters. For the datasets, we consider large-scale regression problems obtained from the UCI repository (Dua & Graff, 2017), shown in Table 2. For all datasets, we standardize the regressors X and the outcomes y .

Radon Levels (MLE-radon) MLE-radon is a radon level regression problem by Gelman & Hill (2007). It fits a hierarchical mixed-effects model for estimating household radon levels across different counties while considering the floor elevation of each site. The model is described as

$$\begin{aligned}
 & \left(\begin{array}{c} \mu \\ \sigma^2 \end{array} \right) \\
 & + \left(\begin{array}{c} 0, 1^2 \\ \sigma^2 \end{array} \right) \\
 & + \left(\begin{array}{c} 0, 1^2 \\ \sigma^2 \end{array} \right) \\
 & + \left(\begin{array}{c} 0, 10^2 \\ \sigma^2 \end{array} \right) \\
 & + \left(\begin{array}{c} 0, 10^2 \\ \sigma^2 \end{array} \right) \\
 & + \left(\begin{array}{c} 0, 10^2 \\ \sigma^2 \end{array} \right) \\
 & + \left(\begin{array}{c} \mu \\ \sigma^2 \end{array} \right) \\
 & = \mu + \sigma^2 \\
 & = [\text{county}] + \sigma_1 \log(\text{uppm}) + \text{floor} \sigma_2 \\
 & \log \text{radon} \left(\begin{array}{c} \mu \\ \sigma^2 \end{array} \right)
 \end{aligned}$$

which uses variable slopes and intercepts with non-centered parameterization. The dataset was obtained from PosteriorDB (Magnusson *et al.*, 2022). Note that for the radon regression problem, the Minnesota subset is often used due to computational costs. Here, we use the full national dataset.

Presidential Election (MLE-election) MLE-election is a model for studying the effects of socio-logical factors on the 1988 United States presidential election (Gelman & Hill, 2007). The model is

described as

$$\begin{aligned}
 & \text{age} \sim \text{Normal}\left(\mu_{\text{age}}, \sigma_{\text{age}}^2\right), \quad \text{edu} \sim \text{Normal}\left(\mu_{\text{edu}}, \sigma_{\text{edu}}^2\right), \quad \text{age} \times \text{edu} \sim \text{Normal}\left(\mu_{\text{age} \times \text{edu}}, \sigma_{\text{age} \times \text{edu}}^2\right) \\
 & \text{state} \sim \text{Normal}\left(\mu_{\text{state}}, \sigma_{\text{state}}^2\right), \quad \text{region} \sim \text{Normal}\left(\mu_{\text{region}}, \sigma_{\text{region}}^2\right) \\
 & \text{age} \sim \text{Normal}\left(\mu_{\text{age}}, \sigma_{\text{age}}^2\right), \quad \text{edu} \sim \text{Normal}\left(\mu_{\text{edu}}, \sigma_{\text{edu}}^2\right), \quad \text{age} \times \text{edu} \sim \text{Normal}\left(\mu_{\text{age} \times \text{edu}}, \sigma_{\text{age} \times \text{edu}}^2\right) \\
 & \text{state} \sim \text{Normal}\left(\mu_{\text{state}}, \sigma_{\text{state}}^2\right), \quad \text{region} \sim \text{Normal}\left(\mu_{\text{region}}, \sigma_{\text{region}}^2\right) \\
 & \text{state} \sim \text{Normal}\left(\mu_{\text{state}}, \sigma_{\text{state}}^2\right) \\
 & = \beta_1 + \beta_2 \text{black} + \beta_3 \text{female} + \beta_4 \text{prev}_i + \beta_5 \text{female black} \\
 & + \text{age}[\text{age}] + \text{edu}[\text{edu}] + \text{age} \times \text{edu}[\text{age} \text{ edu}] + \text{state}[\text{state}] + \text{region}[\text{region}] \\
 & \text{ }
 \end{aligned}$$

The dataset was obtained from PosteriorDB (Magnusson *et al.*, 2022).

Bradley-Terry (BT-Tennis) BT-Tennis is a Bradley-Terry model for estimating the skill of professional tennis players used by Giordano *et al.* (2023). The model is described as

$$\begin{aligned}
 & + \text{Normal}\left(\mu_{\text{win}}, \sigma_{\text{win}}^2\right) \\
 & \text{ } \\
 & [\text{win}] - [\text{los}] \\
 & \text{ }
 \end{aligned}$$

where win, los are the indices of the winning and losing players for the i th game, respectively. We subsample over the games $i = 1, \dots, N$. But since the involvement of each player is sparse, in the sense that each player plays only a handful of games, the subsampling noise is substantial. Therefore, we use a larger batch size of 500. Similarly to Giordano *et al.* (2023), we use the ATP World Tour data publically available online ¹.

Autoregression (AR-ecg) AR-ecg is a linear autoregressive model. Here, we use Student-t likelihood as originally proposed by Christmas & Everson (2011). While the Christmas & Everson originally imposed an automatic relevance detection prior on the autoregressive coefficients, we instead set a horseshoe shrinkage prior (Carvalho *et al.*, 2009, 2010). Since the horseshoe is known to achieve a stronger shrinkage effect, the problem should be more challenging. The model is described as

$$\begin{aligned}
 & = 10^{-2} \\
 & = 10^{-2} \\
 & = 10^{-2} \\
 & = 10^{-2} \\
 & \text{ } \\
 & -1 \text{ } \\
 & + \text{Normal}\left(\mu_{\text{win}}, \sigma_{\text{win}}^2\right) \\
 & + \text{ } \\
 & (0, \text{diag}(\sigma^2)) \\
 & [\text{win}] - (\beta_1 [\text{win} - 1] + \beta_2 [\text{win} - 2] + \dots + \beta_{\nu} [\text{win} - \nu]),
 \end{aligned}$$

where ν is the degrees-of-freedom for the Student-t likelihood, cauchy_+ is a half-Cauchy prior.

For the dataset, we use the long-term electrocardiogram measurements of Jager *et al.* (2003), obtained from Physionet (Goldberger *et al.*, 2000). The data instance we used has a duration of 23 hours sampled at 250 Hz with 12-bit resolution over a range of ± 10 millivolts. We observed that the hyperparameters suggested by Christmas & Everson are sensitive to the signal amplitude. We thus made the signal amplitude to be ± 10 .

¹<https://datahub.io/sports-data/atp-world-tour-tennis-data>

E Additional Experimental Results

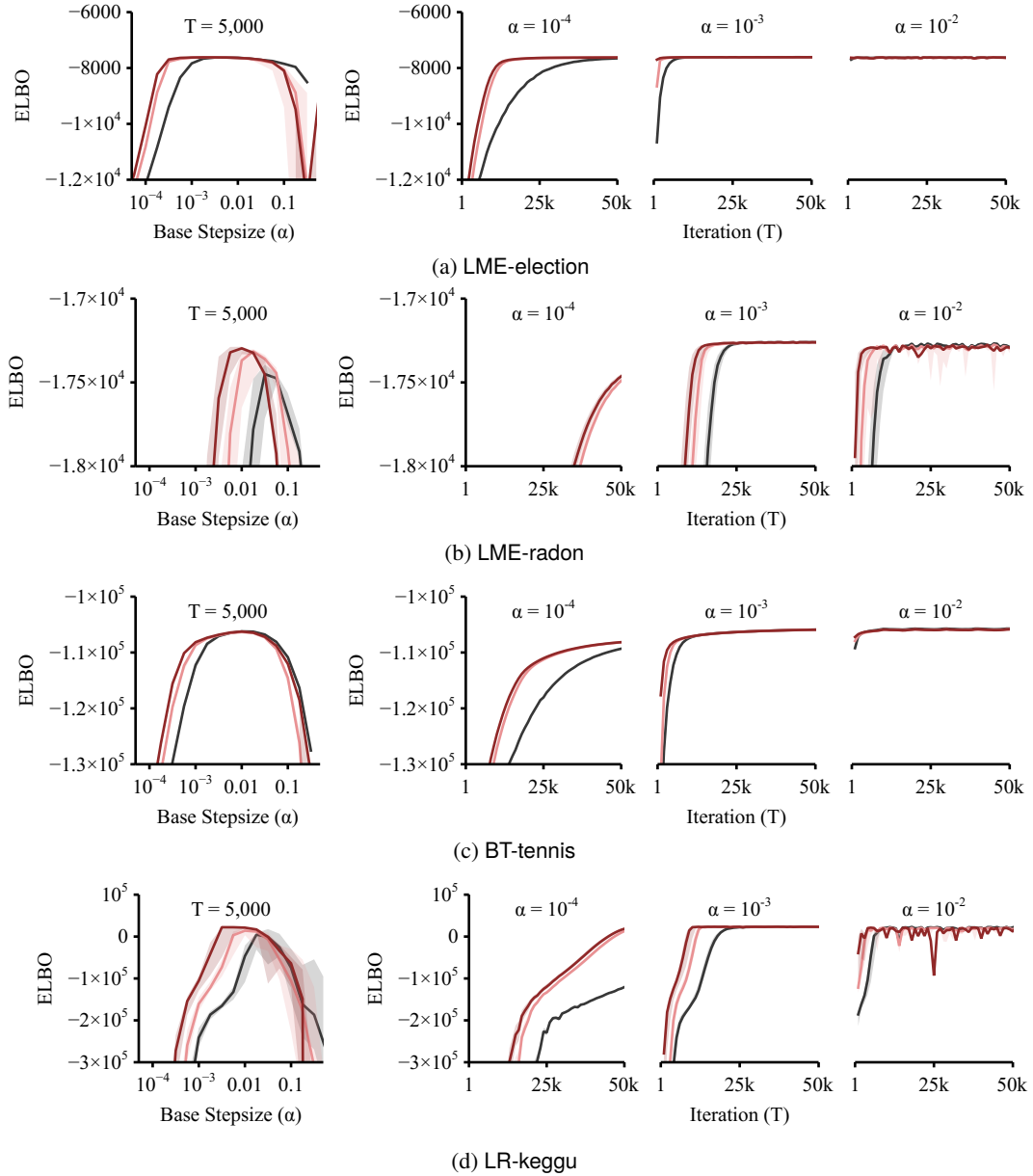


Figure 5: **Comparison of BBVI convergence speed (ELBO v.s. Iteration) and robustness (ELBO at $T = 50,000$ v.s. Base stepsize) of different optimization algorithms.** The error bands are the 80% quantiles estimated from 20 (10 for AR-eeg) independent replications. The initial point was $\theta_0 = \dots$, $\phi_0 = \dots$.

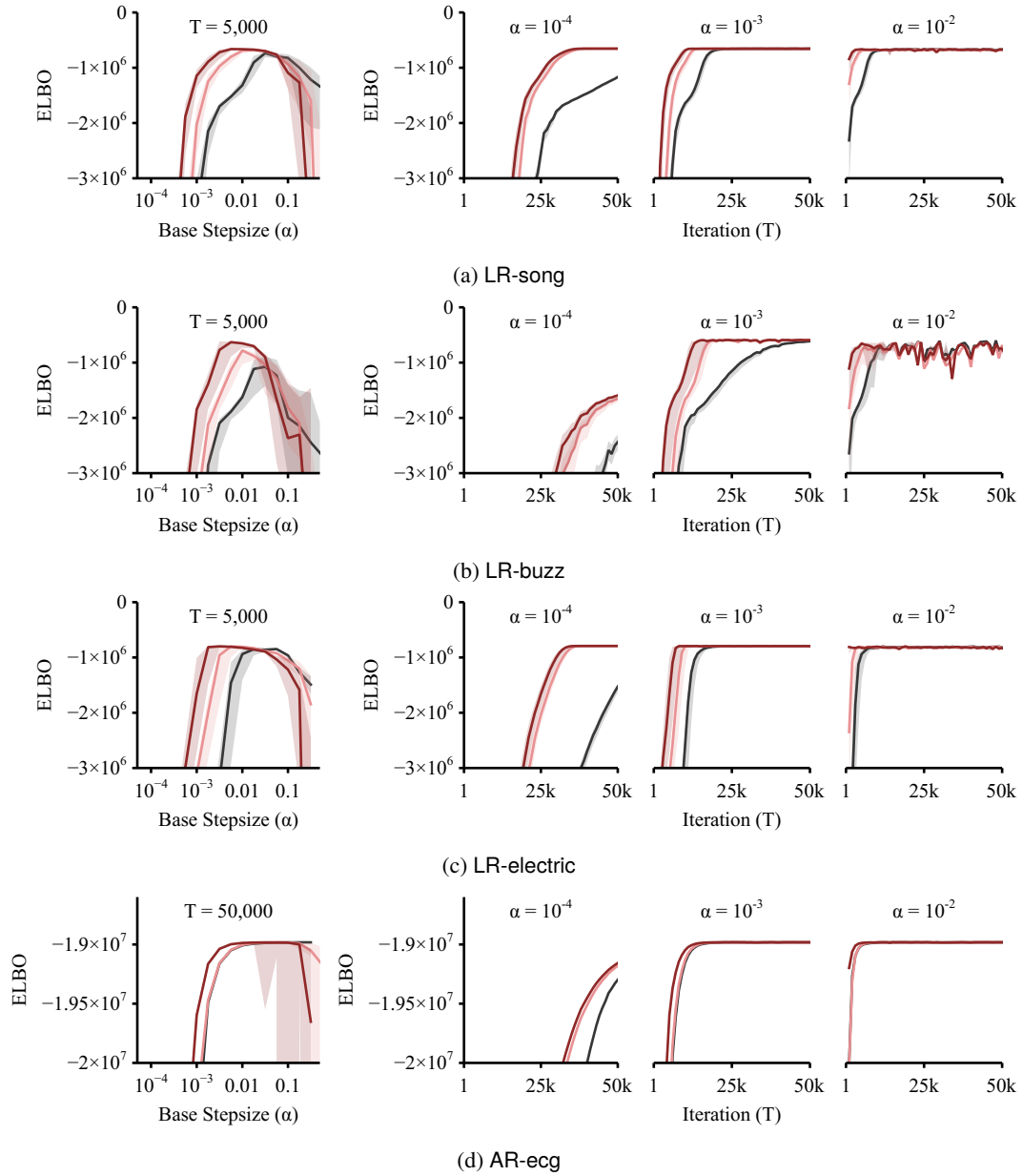


Figure 6: **Comparison of BBVI convergence speed (ELBO v.s. Iteration) and robustness (ELBO at $T = 50,000$ v.s. Base stepsize) of different optimization algorithms.** The error bands are the 80% quantiles estimated from 20 (10 for AR-ecg) independent replications. The initial point was $\theta_0 = \mu, \sigma_0 = \sigma$.