

Linearization Errors in Discrete Goal-Oriented Error Estimation

Brian N. Granzow^{a,*}, D. Thomas Seidl^a, Stephen D. Bond^a

^a*Sandia National Laboratories
P.O. Box 5800
Albuquerque, NM 87185-1321*

Abstract

This paper is concerned with goal-oriented *a posteriori* error estimation for nonlinear functionals in the context of nonlinear variational problems solved with continuous Galerkin finite element discretizations. A two-level, or discrete, adjoint-based approach for error estimation is considered. The traditional method to derive an error estimate in this context requires linearizing both the nonlinear variational form and the nonlinear functional of interest which introduces linearization errors into the error estimate. In this paper, we investigate these linearization errors. In particular, we develop a novel discrete goal-oriented error estimate that accounts for traditionally neglected nonlinear terms at the expense of greater computational cost. We demonstrate how this error estimate can be used to drive mesh adaptivity. We show that accounting for linearization errors in the error estimate can improve its effectivity for several nonlinear model problems and quantities of interest. We also demonstrate that an adaptive strategy based on the newly proposed estimate can lead to more accurate approximations of the nonlinear functional with fewer degrees of freedom when compared to uniform refinement and traditional adjoint-based approaches.

Keywords: adjoint, goal-oriented, *a posteriori* error estimation, linearization error, adaptive mesh, finite element

1. Introduction

Finite element simulations have become ubiquitous in engineering practice. It is natural to question the accuracy of a given finite element solution and, in particular, the accuracy of post-processed output quantities upon which critical design decisions may be made. For instance, an aerospace engineer may be interested in accurately assessing the drag over an airfoil design. *A posteriori* error estimation provides a mechanism to approximate discretization errors in this context, and, in particular, goal-oriented *a posteriori* error estimation can approximate the discretization error in a chosen functional quantity of interest (QoI). Localized information obtained from a goal-oriented error estimate can then be used to control the QoI discretization error by adapting the finite element mesh via local mesh modifications [23, 3].

Goal-oriented *a posteriori* error estimation has been successfully applied in a wide variety of contexts over the past thirty years [26, 27, 32, 34, 9, 16, 2, 20, 19]. Presently, we consider *two-level* or *discrete* approaches for goal-oriented error estimation. Modern finite element software packages [7, 6, 21, 5] significantly ease the burden of implementing a two-level adjoint-based error estimation scheme which may, in part, explain why such schemes have been applied in a variety of contexts recently [4, 1, 10, 13, 15, 18, 31]. Presently, we have used the software PUMI [21] to implement parallel, adaptive finite element simulations driven by goal-oriented error estimation.

Inherent in the traditional derivation of a discrete goal-oriented error estimate are linearizations of the PDE residual and of the QoI. Once linearized, the higher-order terms are subsequently disregarded in typical discrete goal-oriented error estimate derivations [16]. We refer to these neglected higher-order terms

*Corresponding author, bngranz@sandia.gov

as *linearization errors*. The purpose of this paper is to investigate the effect of including these linearization errors in a goal-oriented error estimate and the effect that localizing these linearization errors has on mesh adaptation.

We briefly review the relevant portions of the literature that concern linearization errors in the context of goal-oriented error estimation. Previous authors have included the adjoint residual in the derivation of goal-oriented error estimates to obtain an error estimate that is *locally* third-order, but *globally* second-order [32, 9, 22]. Additionally, Venditti and Darmofal [32] quantified the error due to nonlinear effects when using a two-level approach, but did not include these effects in their error estimate. Şimşek et al. [30] explicitly accounted for the residual linearization error in the derivation of a two-level goal-oriented error estimate for various time-dependent PDEs, but did not consider nonlinear QoIs and did not consider the *localization* of higher-order effects to drive mesh adaptivity. Finally, more recently Endtmayer et al. [14] and Dolejsi and Congreve [12] developed methods to incorporate linearization errors (as well as errors that arise from iteratively solving nonlinear algebraic equations) in a variational setting that depend on the strong-form of the adjoint residual.

The contributions of this paper can be stated as follows. First, by considering linearization errors, we derive a novel two-level adjoint-based error estimate that exactly represents the QoI discretization error between two function spaces and is independent of any form of the adjoint residual. Second, we prove that the solution of a requisite nonlinear scalar problem for this newly proposed estimate can be known *a priori* when quadratic QoIs are considered. Third, we outline a convenient adjoint verification procedure that makes use of linearization errors and we highlight how this procedure can be applied to existing adjoint-based error estimation codes. We then present an adaptive mesh scheme that utilizes the newly proposed error estimate. Last, we demonstrate that the novel error estimate can lead to more accurate error estimates and more optimal meshes in certain scenarios when compared to a traditional adjoint-weighted residual error estimate.

The remainder of this paper is structured as follows. First, we provide a review of discrete goal-oriented error estimation in a general setting and motivate our interest in studying linearization errors in this context. Next, we introduce and derive a novel discrete adjoint-based error estimate that is free of linearization errors. The evaluation of this estimate requires the solution of an auxiliary nonlinear scalar problem. We then provide the solution to this nonlinear scalar problem when quadratic QoIs are considered. Next, we highlight that linearization errors can be used to perform adjoint verification in a traditional adjoint-weighted residual error estimation context. We then discuss the localization of the newly proposed error estimate and how this localization can be used to adaptively modify meshes to reduce QoI discretization errors. Next, we investigate a nonlinear model problem with multiple exemplar QoIs to verify and demonstrate the effectiveness of the newly proposed estimate. We conclude by summarizing our findings and proposing avenues for future work.

2. Review of Discrete Goal-Oriented Error Estimation

2.1. Two-Level Strategy

Let $\Omega \subset \mathbb{R}^{n_{\text{dim}}}$ denote an open bounded domain in n_{dim} spatial dimensions with a Lipschitz continuous boundary Γ . Consider the stationary nonlinear variational problem: find $u \in \mathcal{V}$ such that

$$\mathcal{N}(u; w) = \mathcal{L}(w), \quad \forall w \in \mathcal{V}. \quad (1)$$

Here, \mathcal{V} denotes an appropriate Sobolev space for the underlying PDE, $\mathcal{N} : \mathcal{V} \times \mathcal{V} \rightarrow \mathbb{R}$ denotes a semilinear form, nonlinear in its first argument and linear in its second, $\mathcal{L} : \mathcal{V} \rightarrow \mathbb{R}$ denotes a linear functional, u denotes the exact weak solution to the chosen PDE, and w denotes an arbitrary weighting function. Let $\cup_{e=1}^{n_{el}} \overline{\Omega^e} = \overline{\Omega}$ denote a partitioning of the domain Ω into n_{el} non-overlapping elements, such that $\Omega^i \cap \Omega^j = \emptyset$. Let $\mathcal{V}^H \subset \mathcal{V}$ denote a finite-dimensional space. A finite element formulation of the variational problem (1) can be stated: find $u^H \in \mathcal{V}^H$ such that

$$\mathcal{N}(u^H; w^H) = \mathcal{L}(w^H), \quad \forall w^H \in \mathcal{V}^H, \quad (2)$$

which results in a system of N nonlinear algebraic equations $\mathbf{R}^H : \mathbb{R}^N \rightarrow \mathbb{R}^N$

$$\mathbf{R}^H(\mathbf{u}^H) = \mathbf{0}, \quad (3)$$

where $\mathbf{u}^H \in \mathbb{R}^N$ denotes the vector of nodal solution coefficients. The problem posed by equation (3) is referred to as the *primal problem*. The primal problem (3) is solved via Newton's method, where iterations of the steps:

$$\begin{aligned} \left[\frac{\partial \mathbf{R}^H}{\partial \mathbf{u}^H} \right]_{\mathbf{u}_i^H} \delta \mathbf{u}_i^H &= -\mathbf{R}^H(\mathbf{u}_i^H), \\ \mathbf{u}_{i+1}^H &= \mathbf{u}_i^H + \delta \mathbf{u}_i^H, \end{aligned} \quad (4)$$

are performed until the convergence criterion $\|\mathbf{R}^H(\mathbf{u}^H)\|_2 < \text{TOL}$ is satisfied. Here, TOL is some user-specified convergence tolerance, \mathbf{u}_i^H denotes the solution vector at the i th Newton iteration, and $\delta \mathbf{u}_i^H$ denotes the incremental solution update at the i th iteration.

Let $\mathcal{J}(u) : \mathcal{V} \rightarrow \mathbb{R}$ denote a functional that is of particular interest to a given simulation, referred to as the *quantity of interest*. The aim of goal-oriented error estimation is to approximate the discretization error in the QoI, $\mathcal{E} := \mathcal{J}(u) - \mathcal{J}(u^H)$. To this end, we adopt a two-level error estimation strategy [32, 33, 34, 16], which is sometimes referred to as a *discrete* approach for goal-oriented error estimation. For this strategy, a second finite-dimensional space \mathcal{V}^h is chosen, such that $\mathcal{V}^H \subset \mathcal{V}^h \subset \mathcal{V}$. In this context, \mathcal{V}^H and \mathcal{V}^h are referred to the *coarse space* and *fine space*, respectively.

The finite element problem (2) posed on the fine space \mathcal{V}^h leads to a system of n nonlinear algebraic equations $\mathbf{R}^h : \mathbb{R}^n \rightarrow \mathbb{R}^n$, where $n > N$, and

$$\mathbf{R}^h(\mathbf{u}^h) = \mathbf{0}. \quad (5)$$

Here \mathbf{u}^h denotes the solution vector of nodal coefficients for the fine problem. Additionally, the QoI can be evaluated using the coarse and fine space discretizations, which we denote as $\mathcal{J}^H : \mathbb{R}^N \rightarrow \mathbb{R}$ and $\mathcal{J}^h : \mathbb{R}^n \rightarrow \mathbb{R}$, respectively. Let $\mathbf{I}_h^H : \mathcal{V}^H \rightarrow \mathcal{V}^h$ denote the prolongation operator from the coarse space to the fine space defined by interpolation and let $(\cdot)_h^H := \mathbf{I}_h^H(\cdot)^H$ denote the prolongation of a coarse space vector $(\cdot)^H$ onto the fine space \mathcal{V}^h . Because the exact error \mathcal{E} is generally unknowable, two-level approaches for goal-oriented error estimation introduce computable approximations for the QoI discretization error \mathcal{E}^h between the coarse and fine space, where

$$\begin{aligned} \mathcal{E}^h &:= \mathcal{J}^h(\mathbf{u}^h) - \mathcal{J}^H(\mathbf{u}^H) \\ &= \mathcal{J}^h(\mathbf{u}^h) - \mathcal{J}^h(\mathbf{u}_h^H). \end{aligned} \quad (6)$$

Here the error \mathcal{E}^h serves as a proxy for the true discretization error \mathcal{E} .

2.2. Choices for the Fine Space

There exist several common choices for the fine space \mathcal{V}^h . Of primary importance in making this choice is that \mathcal{E}^h is a *good* proxy for the true QoI discretization error \mathcal{E} . With this in mind, the fine space could be obtained by uniformly refining the mesh used for the primal problem. We refer to this approach as *h*-enrichment. Alternatively, the fine space could be defined by using a finite element basis with an increased polynomial order when compared to the coarse space basis. We refer to this approach as *p*-enrichment. Lastly, a combination of both *h*- and *p*-enrichment could be used to define the fine space, which we refer to as *hp*-enrichment. As a note, more esoteric approaches can be chosen for the fine space that we will not consider in the present context [19, 28].

The choice of the fine space affects the asymptotic behavior of the error estimate \mathcal{E}^h . For example, consider a QoI that converges at a rate of k on the coarse space and at a rate of $k+l$ on the fine space, such that $\mathcal{J}(u) - \mathcal{J}^h(\mathbf{u}_h^H) = c|\Omega_H^e|^k$ and $\mathcal{J}(u) - \mathcal{J}^h(\mathbf{u}^h) = c|\Omega_h^e|^{k+l}$. Here, $|\Omega_H^e| := \text{meas}(\Omega_H^e)$ and $|\Omega_h^e| := \text{meas}(\Omega_h^e)$

denote the characteristic mesh size on the coarse space and fine space, respectively. The ratio of the error in the QoI between the two spaces \mathcal{E}^h and the true discretization error \mathcal{E} can then be written as

$$\begin{aligned}\frac{\mathcal{E}^h}{\mathcal{E}} &= \frac{(\mathcal{J}(u) - \mathcal{J}^h(\mathbf{u}_h^H)) - (\mathcal{J}(u) - \mathcal{J}^h(\mathbf{u}^h))}{\mathcal{J}(u) - \mathcal{J}^h(\mathbf{u}_h^H)} \\ &= \frac{c|\Omega_H^e|^k - c|\Omega_h^e|^{k+l}}{c|\Omega_H^e|^k} \\ &= 1 - \left[\frac{|\Omega_h^e|}{|\Omega_H^e|} \right]^k |\Omega_h^e|^l.\end{aligned}\tag{7}$$

When p -enrichment is utilized, $l > 0$ and the characteristic mesh size on both spaces is equal, with $|\Omega_H^e| = |\Omega_h^e|$. This results in the asymptotic behavior $\mathcal{E}^h/\mathcal{E} \rightarrow 1$ as $|\Omega_H^e| \rightarrow 0$. When uniform h -enrichment is utilized, the ratio of characteristic mesh sizes is given as $|\Omega_h^e|/|\Omega_H^e| = 1/2$ and there is no increase in the convergence rate of the QoI, with $l = 0$. This results in the asymptotic behavior $\mathcal{E}^h/\mathcal{E} \rightarrow 1 - (1/2)^k$ as $|\Omega_H^e| \rightarrow 0$. Presently, we choose the fine space to be p -enrichment, though this is not a requirement for the following discussions.

2.3. Traditional Adjoint-Weighted Residual Estimate

Given a choice for the fine space and the notation introduced in Section 2.1, the residual equations on the fine space can be expanded about the prolonged coarse solution \mathbf{u}_h^H as

$$\mathbf{R}^h(\mathbf{u}^h) = \mathbf{R}^h(\mathbf{u}_h^H) + \left[\frac{\partial \mathbf{R}^h}{\partial \mathbf{u}^h} \bigg|_{\mathbf{u}_h^H} \right] \mathbf{e}^h + \mathbf{E}_L^{\mathcal{R}}.\tag{8}$$

Here the left-hand side vanishes by virtue of the governing equations on the fine space (5), $\mathbf{e}^h := (\mathbf{u}^h - \mathbf{u}_h^H)$ denotes the solution discretization error between the coarse and fine space, and $\mathbf{E}_L^{\mathcal{R}}$ denotes higher-order terms in the residual Taylor expansion that we will refer to as the *residual linearization error*. Similarly, the QoI can be expanded about the prolonged coarse solution in a Taylor series as

$$\mathcal{J}^h(\mathbf{u}^h) = \mathcal{J}^h(\mathbf{u}_h^H) + \left[\frac{\partial \mathcal{J}^h}{\partial \mathbf{u}^h} \bigg|_{\mathbf{u}_h^H} \right] \mathbf{e}^h + \mathcal{E}_L^{\mathcal{J}},\tag{9}$$

where $\mathcal{E}_L^{\mathcal{J}}$ denotes higher-order terms that we will refer to as the *QoI linearization error*. Neglecting the residual linearization error in the expansion (8), the discretization error can be approximated linearly as

$$\mathbf{e}^h \approx \mathbf{e}_L^h := - \left[\frac{\partial \mathbf{R}^h}{\partial \mathbf{u}^h} \bigg|_{\mathbf{u}_h^H} \right]^{-1} \mathbf{R}^h(\mathbf{u}_h^H).\tag{10}$$

Let \mathbf{z}^h denote the solution to the so-called *adjoint problem*, given as

$$\left[\frac{\partial \mathbf{R}^h}{\partial \mathbf{u}^h} \bigg|_{\mathbf{u}_h^H} \right]^T \mathbf{z}^h = \left[\frac{\partial \mathcal{J}^h}{\partial \mathbf{u}^h} \bigg|_{\mathbf{u}_h^H} \right]^T.\tag{11}$$

Substituting the linearized approximation for the discretization error (10) into the QoI Taylor expansion (9), neglecting the QoI linearization error, and utilizing the adjoint solution (11) yields the well-known adjoint-weighted residual error estimate:

$$\mathcal{E}^h \approx \eta_1 := -\mathbf{z}^h \cdot \mathbf{R}^h(\mathbf{u}_h^H).\tag{12}$$

The introduction of the adjoint problem is motivated by two considerations. First, it replaces a potentially cost prohibitive nonlinear primal solve on the fine space with a cheaper linear solve on the fine space.

Depending on the nonlinearity of the primal PDE and the choice of fine space, the cost of solving the adjoint problem (11) on the fine space can be comparable or cheaper than the cost of solving the primal problem on the coarse space (3). Second, and perhaps most important, the adjoint solution itself provides information about the spatial distribution of contributions to the QoI discretization error. Concretely, this is because \mathbf{z}^h represents the linear sensitivity of the QoI with respect to perturbations in the PDE residual.

For example, consider a point-wise QoI inside of the computational domain. We could naïvely solve for the linearized discretization error (10) for the purpose of replacing a nonlinear solve on the fine space with a linear solve on the fine space. We could then use the linearized discretization error \mathbf{e}_L^h to approximate the fine space solution as $\mathbf{u}^h \approx \mathbf{u}_h^H + \mathbf{e}_L^h$ and, in turn, approximate the QoI error \mathcal{E}^h . In fact, this process would yield an identical error estimate to η_1 . However, in doing so, we would obtain no information about the spatial distribution of the QoI error in the domain except at the point of interest and would thus have limited tools to control the discretization error in the QoI via mesh adaptivity.

2.4. Motivation For Studying Linearization Errors

Much has been said about the error estimate η_1 [16]. It is, however, less common to consider the effect of higher-order information when deriving goal-oriented error estimates [30, 14, 12], particularly in a discrete adjoint setting. This is the primary aim of the present work. Consider, for example, the function $f(x) = x^2$, whose Taylor expansion about the point 0 can be expressed exactly as $f(x) = f(0) + f'(0)x + \frac{1}{2}f''(0)x^2$. At any evaluation point a , the entire Taylor series expansion is encoded in the second derivative term, with the linearized approximation $f(a) - f(0) \approx f'(0)a$ providing no meaningful information about the difference $f(a) - f(0)$ as it simply evaluates to 0. Unfortunately, this is exactly the approximation that is made in the derivation of the traditional adjoint-weighted residual estimate. If instead we include higher-order information in the function's Taylor expansion, where $f(a) - f(0) = f'(0)a + \frac{1}{2}f''(0)a^2$, we recognize that we will recover the exact difference $f(0) - f(a)$.

Further, let u^H denote the function corresponding to the nodal coefficient vector \mathbf{u}^H and let $e := u - u^H$ denote the exact discretization error. Consider the quadratic functional $\mathcal{J}(u) = \int_{\Omega} \nabla u \cdot \nabla u \, d\Omega$. The discretization error in this functional can be exactly represented as

$$\mathcal{J}(u) - \mathcal{J}(u^H) = 2 \int_{\Omega} \nabla u^H \cdot \nabla e \, d\Omega + \int_{\Omega} \nabla e \cdot \nabla e \, d\Omega. \quad (13)$$

Here, we recognize that the first integral on the right-hand side of the error expression (13) corresponds to the linearization used for the QoI in the traditional adjoint-weighted residual approach and the second integral corresponds to the linearization error introduced in the estimate. Naturally, for a convergent discretization $e \rightarrow 0$ as $H \rightarrow 0$, and one would expect the significance of the linearization error to quickly diminish as $H \rightarrow 0$ since it is $\mathcal{O}(e^2)$. However, the integrand in the linearization error term is strictly positive, while the first integral has the potential to tend to zero quickly relative to the linearization error due to subtractive cancellation. In this scenario, if the linearization error is neglected then there could be a significant under-prediction of the actual error.

These are our primary motivations for studying linearization errors and including higher-order information in the derivation of a goal-oriented error estimate. While the above scenarios may seem pathological, we provide concrete examples where the traditional error estimate η_1 performs poorly for nonlinear QoIs in Section 6. While we are presently concerned with extending discrete adjoint-weighted error estimates to include nonlinear effects, it is also worth noting that the reliability of the traditional dual weighted residual error [9] estimate, which is derived in a continuous variational setting, has also been demonstrated to significantly under-predict errors [25] in specific contexts.

3. An Estimate Free of Linearization Errors

3.1. Derivation

We can entirely account for the linearization errors $\mathcal{E}_L^{\mathcal{R}}$ and $\mathcal{E}_L^{\mathcal{J}}$ in the derivation of a two-level adjoint-based error estimate. From the mean-value theorem, there exists a vector \mathbf{u}^* where the QoI linearization

error $\mathcal{E}_L^{\mathcal{J}}$ vanishes, such that

$$\mathcal{J}^h(\mathbf{u}^h) = \mathcal{J}^h(\mathbf{u}_h^H) + \left[\frac{\partial \mathcal{J}^h}{\partial \mathbf{u}^h} \bigg|_{\mathbf{u}^*} \right] \mathbf{e}^h. \quad (14)$$

Here \mathbf{u}^* denotes a point on a linear path between the coarse-space solution \mathbf{u}_h^H and the fine-space solution \mathbf{u}^h , written as

$$\mathbf{u}^*(\theta) = \mathbf{u}_h^H + \theta \mathbf{e}^h, \quad \theta \in [0, 1]. \quad (15)$$

Finding the appropriate value of θ , and thus \mathbf{u}^* , amounts to solving the nonlinear scalar equation

$$f(\theta) := \mathcal{E}^h - \left[\frac{\partial \mathcal{J}^h}{\partial \mathbf{u}^h} \bigg|_{\mathbf{u}^*(\theta)} \right] \mathbf{e}^h = 0. \quad (16)$$

We solve this problem with Newton's method, where the iterations

$$\theta_{i+1} = \theta_i - \frac{f(\theta_i)}{f'(\theta_i)}, \quad (17)$$

are performed until $|f(\theta)| < \text{TOL}$ is satisfied. Here, TOL denotes some user-specified convergence tolerance and f' denotes the derivative of the function f with respect to θ , which can be expressed using the chain rule as

$$f'(\theta) = -[\mathbf{e}^h]^T \left[\frac{\partial^2 \mathcal{J}^h}{\partial \mathbf{u}^h \partial \mathbf{u}^h} \bigg|_{\mathbf{u}^*(\theta)} \right] \mathbf{e}^h. \quad (18)$$

Here, the cost of solving the nonlinear scalar problem (16) involves only assembly and does not require matrix inversion.

Unfortunately, no direct analogue to the mean-value theorem exists for vector-valued functions [24]. Thus, the residual linearization error $\mathbf{E}_L^{\mathcal{R}}$ must be accounted for in a different manner. Given the vector \mathbf{u}^* , we introduce the *modified adjoint problem*:

$$\left[\frac{\partial \mathbf{R}^h}{\partial \mathbf{u}^h} \bigg|_{\mathbf{u}_h^H} \right]^T \mathbf{z}^* = \left[\frac{\partial \mathcal{J}^h}{\partial \mathbf{u}^h} \bigg|_{\mathbf{u}^*} \right]^T. \quad (19)$$

Solving for the discretization error \mathbf{e}^h in the residual Taylor expansion (8), substituting the resulting expression for \mathbf{e}^h into the modified QoI Taylor expansion (14), and using the solution \mathbf{z}^* to the modified adjoint (19) problem yields the exact error representation

$$\mathcal{E}^h = -\mathbf{z}^* \cdot \left(\mathbf{R}^h(\mathbf{u}_h^H) + \mathbf{E}_L^{\mathcal{R}} \right). \quad (20)$$

For the purposes of mesh adaptivity, it is desirable to express the error only in terms of the residual scaled by a weighting vector. To this end, we endeavor to find a modified vector \mathbf{z}^{**} that satisfies

$$\mathbf{z}^{**} \cdot \mathbf{R}^h(\mathbf{u}_h^H) = \mathbf{z}^* \cdot \left(\mathbf{R}^h(\mathbf{u}_h^H) + \mathbf{E}_L^{\mathcal{R}} \right). \quad (21)$$

The exact least-squares solution to the above equality is

$$\mathbf{z}^{**} = \mathbf{z}^* + \frac{\mathbf{z}^* \cdot \mathbf{E}_L^{\mathcal{R}}}{\mathbf{R}^h(\mathbf{u}_h^H) \cdot \mathbf{R}^h(\mathbf{u}_h^H)} \mathbf{R}^h(\mathbf{u}_h^H), \quad (22)$$

and the QoI discretization between the coarse and fine space can be exactly expressed as

$$\mathcal{E}^h = \eta_2 := -\mathbf{z}^{**} \cdot \mathbf{R}^h(\mathbf{u}_h^H). \quad (23)$$

Unlike the traditional adjoint-weighted residual error estimate η_1 , the estimate η_2 accounts for the contributions to the error that arise from the residual and QoI linearization errors, $\mathbf{E}_L^{\mathcal{R}}$ and $\mathcal{E}_L^{\mathcal{J}}$, respectively. Previous techniques that include higher-order effects in goal-oriented error estimates have been derived in a continuous adjoint setting and include the strong form of the adjoint residual in their evaluation [9, 30, 14, 12], a term which can be difficult to compute or even derive [28]. In the present discrete adjoint context, the estimate η_2 includes higher-order terms without requiring an evaluation of the adjoint residual.

The evaluation of η_2 is not without practical downsides, however, as it requires the solution of the nonlinear primal problem on the fine space (5) to evaluate the term \mathbf{e}^h , which is present in the nonlinear scalar equation (16) and in the evaluation of the residual linearization error (8). This is a computationally expensive proposition. Similarly to Nochetto et al. [25], we propose that this method can be used to safeguard traditional adjoint-weighted residual methods at coarse mesh resolutions, where the solution of the fine space nonlinear problem remains tractable. At such mesh resolutions, the traditional adjoint-weighted residual estimate η_1 may severely under-predict the QoI discretization error and cause an iterative adaptive algorithm to terminate prematurely. We demonstrate the under-prediction behavior of η_1 in Section 6 and have provided a potential explanation for this behavior for nonlinear QoIs in Section 2.4.

In fact, it is natural to question why it is even necessary to evaluate the term \mathbf{z}^{**} when the QoI discretization error \mathcal{E}^h can be found exactly when the coarse space solution \mathbf{u}^H and fine space solution \mathbf{u}^h are known. The answer, analogously to the traditional adjoint-weighted residual approach, is that the term \mathbf{z}^{**} provides *local* information about the spatial distribution of the QoI discretization error which can be used for the purposes of mesh adaptivity. In particular, the term \mathbf{z}^{**} also provides local information about the residual and QoI linearization errors $\mathbf{E}_L^{\mathcal{R}}$ and $\mathcal{E}_L^{\mathcal{J}}$, respectively, whereas the traditional adjoint solution \mathbf{z}^h does not. As an avenue for future work, one could attempt to approximate the term \mathbf{e}^h with patch recovery techniques [36, 35, 29, 17] to reduce the computational cost of the newly proposed estimate.

Lastly, we remark that while the estimate η_2 exactly represents the QoI discretization error \mathcal{E}^h between the coarse and the fine spaces, there is a remaining error term $\mathcal{J}(u) - \mathcal{J}^h(\mathbf{u}^h)$, such that the exact QoI discretization is given as $\mathcal{E} = \eta_2 + \mathcal{J}(u) - \mathcal{J}^h(\mathbf{u}^h)$. Naturally, this remainder term is, in general, unknowable. However, as another avenue for future work, one could envision using traditional functional analysis techniques found in the goal-oriented error estimation literature to bound this remaining term and combine its effects with the estimate η_2 .

3.2. Quadratic Quantities of Interest

Proposition 1. If $\mathcal{J}(u)$ is a quadratic functional, then the solution to the problem (16) is $\theta = 1/2$.

Proof. Let $\mathcal{J}(u)$ denote a quadratic functional. We begin by equating the expression for \mathcal{E}^h obtained from the Taylor expansion (14) with the exact Taylor expansion for a quadratic functional expanded about the prolonged coarse solution, yielding

$$\left[\frac{\partial \mathcal{J}^h}{\partial \mathbf{u}^h} \right]_{\mathbf{u}^*} \mathbf{e}^h = \left[\frac{\partial \mathcal{J}^h}{\partial \mathbf{u}^h} \right]_{\mathbf{u}_h^H} \mathbf{e}^h + \frac{1}{2} [\mathbf{e}^h]^T \left[\frac{\partial^2 \mathcal{J}^h}{\partial \mathbf{u}^h \partial \mathbf{u}^h} \right] \mathbf{e}^h. \quad (24)$$

Because the QoI is quadratic, its first derivative is a linear operator acting on the solution state and its second derivative is constant, independent of the solution state. The above equality must hold for arbitrary discretization errors \mathbf{e}^h , with

$$\left[\frac{\partial \mathcal{J}^h}{\partial \mathbf{u}^h} \right]_{\mathbf{u}^*} = \left[\frac{\partial \mathcal{J}^h}{\partial \mathbf{u}^h} \right]_{\mathbf{u}_h^H} + \frac{1}{2} [\mathbf{e}^h]^T \left[\frac{\partial^2 \mathcal{J}^h}{\partial \mathbf{u}^h \partial \mathbf{u}^h} \right]. \quad (25)$$

Due to the linearity of the QoI's first derivative, we can write

$$\left[\frac{\partial \mathcal{J}^h}{\partial \mathbf{u}^h} \right]_{\mathbf{u}^* - \mathbf{u}_h^H} = \frac{1}{2} [\mathbf{e}^h]^T \left[\frac{\partial^2 \mathcal{J}^h}{\partial \mathbf{u}^h \partial \mathbf{u}^h} \right], \quad (26)$$

and because the QoI is quadratic we can write

$$(\mathbf{u}^* - \mathbf{u}_h^H)^T \left[\frac{\partial^2 \mathcal{J}}{\partial \mathbf{u}^h \partial \mathbf{u}^h} \right] = \frac{1}{2} [\mathbf{e}^h]^T \left[\frac{\partial^2 \mathcal{J}}{\partial \mathbf{u}^h \partial \mathbf{u}^h} \right]. \quad (27)$$

Using the definition of \mathbf{e}^h and because the above expansions hold for arbitrary quadratic QoIs, we obtain

$$\mathbf{u}^* = \frac{1}{2} (\mathbf{u}_h^H + \mathbf{u}^h). \quad (28)$$

From the definition of \mathbf{u}^* , the result $\theta = 1/2$ follows immediately. \square

This result allows us to entirely circumvent a nonlinear solve when a quadratic QoI is chosen, and motivates an initial guess of $\theta_0 = 1/2$ for Newton's method when solving (16).

4. Adjoint Verification

One surprising benefit of studying linearization errors manifests itself in the realm of verification. For complex nonlinear physics, it is natural to question whether the implementation of the adjoint problem (11) leads to the correct adjoint solution \mathbf{z}^h . Answering this question with traditional verification techniques may be a burdensome and non-trivial task. It turns out, however, that exactly solving for the residual linearization error $\mathbf{E}_L^{\mathcal{R}}$ provides a convenient and straightforward mechanism for adjoint verification.

This verification procedure can be described as follows. Assume that we have the machinery to compute every term on the right-hand side of equation (8), so that we can solve for the residual linearization error $\mathbf{E}_L^{\mathcal{R}}$ exactly. Additionally, assume that we have the machinery to solve the adjoint problem (11) on the fine space for \mathbf{z}^h . Choose $\mathcal{J}(u)$ to be a *linear* functional, such that $\mathcal{E}_L^{\mathcal{J}} = 0$. We can exactly express the error \mathcal{E}^h in this context as a function of the adjoint solution \mathbf{z}^h :

$$\begin{aligned} \mathcal{E}^h &:= \mathcal{J}^h(\mathbf{u}^h) - \mathcal{J}^h(\mathbf{u}_h^H), \\ &= -\mathbf{z}^h \cdot \left(\mathbf{R}^h(\mathbf{u}_h^H) + \mathbf{E}_L^{\mathcal{R}} \right), \\ &= \eta_1 + \eta_L^{\mathcal{R}}, \end{aligned} \quad (29)$$

where $\eta_L^{\mathcal{R}} := -\mathbf{z}^h \cdot \mathbf{E}_L^{\mathcal{R}}$. As a verification check, we ensure that the effectivity \mathcal{I}^v , defined as

$$\mathcal{I}^v := \frac{\eta_1 + \eta_L^{\mathcal{R}}}{\mathcal{E}^h} \quad (30)$$

evaluates to 1. Here we make several remarks. First, the evaluation of $\mathbf{E}_L^{\mathcal{R}}$ from the Taylor expansion (8) involves only data obtained from the primal problem. Thus, if one has confidence in the correctness of the primal problem implementation, then the linearization error is accurately obtained through linear algebra. Second, the denominator of the effectivity (30) contains only data from the primal problem and is independent of the adjoint solution. This implies that $\mathcal{I}^v = 1$ is a true verification check in the sense that it relates the adjoint solution to a computable value that does not involve the adjoint implementation.

For codes that were not designed with two-level error estimation in mind but that still have an adjoint capability, the above verification procedure can be performed using h -enrichment for the fine space. In this context, the primal problem can readily be solved on the coarse and fine mesh. The only source of additional development effort stems from the prolongation of the coarse solution to the fine mesh and the evaluation of the terms in equation (8). Depending on software design, the latter step may not be trivial, but seems well worth the effort for the verification benefit it provides.

5. Mesh Adaptivity

5.1. Error Localization

To control discretization errors, it is necessary to *localize* the error estimate into contributions to the error at the mesh entity level. These contributions are often called *correction indicators*. Both estimates, η_1 and η_2 , take the form of the PDE residual weighted by an adjoint vector. Because the original variational problem (2) is posed with a Galerkin finite element method, Galerkin orthogonality allows us to write equivalent expressions for the estimates η_1 and η_2 as

$$\eta_1 = -(\mathbf{z}^h - \mathbf{z}_H^h) \cdot \mathbf{R}^h(\mathbf{u}_h^H), \quad (31)$$

and

$$\eta_2 = -(\mathbf{z}^{**} - \mathbf{z}_H^{**}) \cdot \mathbf{R}^h(\mathbf{u}_h^H), \quad (32)$$

respectively. Here \mathbf{z}_H^h and \mathbf{z}_H^{**} denote the restriction via interpolation of the adjoint solutions \mathbf{z}^h and \mathbf{z}^{**} onto the coarse space \mathcal{V}^H , respectively. The subtraction of the coarse space representation of the adjoint solution is common in the literature and is done, in part, so that the residual is weighted by a term that indicates where the adjoint is *poorly approximated* rather than by a term that indicates where the adjoint is large in value [22].

A common localization approach in finite volume and discontinuous Galerkin methods considers decomposing the adjoint-weighted residual into a sum of absolute values of element-level adjoint-weighted residuals, for instance as $\eta_1 \leq \sum_{e=1}^{n_{el}} \left| \left(-(\mathbf{z}^h - \mathbf{z}_H^h) \cdot \mathbf{R}^h(\mathbf{u}_h^H) \right) \right|_{\Omega_e}$, where the absolute value term at each element is used as the correction indicator. This approach, however, may not be optimal for continuous Galerkin finite element methods as it does not account for inter-element cancellation, where the sum of the resultant indicators may vastly overestimate the error and, in turn, lead to a suboptimal adaptive strategy [16].

Presently, we make use of a variational technique for localization developed by Richter and Wick [28], which expresses the estimates (31) and (32) analogously in variational form and achieves localization by inserting a partition of unity $\sum_i \phi^i = 1$ into the weighting function slot of the variational residual \mathcal{R} , to be defined. We take this partition of unity to be linear Lagrange basis functions which results in the error being localized to the n_{vtx} mesh vertices. Concretely, this results in localized error contributions η_1^i and η_2^i , $i = 1, 2, \dots, n_{vtx}$ at mesh vertices of the form

$$\eta_1 = \sum_{i=1}^{n_{vtx}} \underbrace{-\mathcal{R}(u^H; (\mathbf{z}^h - \mathbf{z}_H^h)\phi^i)}_{\eta_1^i} \quad (33)$$

and

$$\eta_2 = \sum_{i=1}^{n_{vtx}} \underbrace{-\mathcal{R}(u^H; (\mathbf{z}^{**} - \mathbf{z}_H^{**})\phi^i)}_{\eta_2^i}, \quad (34)$$

where $\mathcal{R} : \mathcal{V} \times \mathcal{V} \rightarrow \mathbb{R}$ denotes the variational residual $\mathcal{R}(u, w) := \mathcal{L}(w) - \mathcal{N}(u; w)$ and $u^H, \mathbf{z}^h, \mathbf{z}_H^h, \mathbf{z}^{**}, \mathbf{z}_H^{**}$ denote the function counterparts of the nodal coefficient vectors $\mathbf{u}^H, \mathbf{z}^h, \mathbf{z}_H^h, \mathbf{z}^{**}$, and \mathbf{z}_H^{**} , respectively, as determined by the function spaces \mathcal{V}^H and \mathcal{V}^h . As a final step, to compute an element level correction indicator η^e , we interpolate the value of the vertex-based error contribution η^i to element centers and take its absolute value.

Here we remark that a primary motivation in the localization of the estimate η_2 is to additionally localize the effects of the linearization errors $\mathcal{E}_L^{\mathcal{J}}$ and $\mathbf{E}_L^{\mathcal{R}}$ during the mesh adaptation process. That is, the localized indicator η_2^i will also indicate regions in the domain where the linearization errors are large. By accurately resolving the mesh in such regions, we endeavor to obtain more optimal meshes than those obtained from the use of the traditional adjoint-weighted residual estimate η_1 .

5.2. Mesh Size Field

Once element-level correction indicators η^e , $e = 1, 2, \dots, n_{el}$ have been computed, they must be used to modify the finite element mesh. Naturally, we would like to refine regions of the mesh that the indicators η^e suggest contribute strongly to the QoI discretization error and, if applicable, coarsen regions of the mesh that do not greatly affect the QoI discretization error. To this end, we use isotropic *conformal* mesh adaptation driven by a *mesh size field*, which produces an adapted mesh without hanging nodes. This process achieves refinement and coarsening via a series of edge splits, swaps, and collapses [23, 3]. The mesh size field indicates the desired characteristic element size in the adapted mesh. We choose a mesh size field that attempts to equidistribute the error in the resultant mesh given a target T number of elements, as described by Bousetta et al. [11]. Here, the size field is found by assuming that the error is uniformly distributed in the resultant adapted mesh and comparing the ratio of the element contribution to the error in the current mesh to the desired adapted mesh as related by expected convergence rates. This leads to an optimization problem that can be solved analytically for the new mesh size. Let p denote the polynomial interpolant order of the function space \mathcal{V}^H in d spatial dimensions. Let $|\Omega_H^e| := \text{meas}(\Omega^e)$ denote the characteristic mesh size of element Ω^e . The desired new element size $|\Omega_H^e|^{\text{new}}$ can then be expressed as

$$|\Omega_H^e|^{\text{new}} = \left(T^{-1} \sum_{e=1}^{n_{el}} (\eta^e)^{\frac{2d}{2p+d}} \right)^{\frac{1}{d}} (\eta^e)^{\frac{-2}{2p+d}} |\Omega_H^e|. \quad (35)$$

As a final consideration we clamp the value of the new element size to be no less than half of the current element size and no greater than twice the current element size, such that $1/2|\Omega_H^e| \leq |\Omega_H^e|^{\text{new}} \leq 2|\Omega_H^e|$.

6. Results

6.1. A Nonlinear Poisson's Problem

As a model problem, we consider a nonlinear Poisson's equation, written as

$$\begin{cases} -\nabla \cdot [(1 + \alpha u^2) \nabla u] = f, & \text{in } \Omega, \\ u = 0, & \text{on } \Gamma. \end{cases} \quad (36)$$

where $\alpha \in \mathbb{R}_{\geq 0}$ denotes a scaling parameter that controls the degree of nonlinearity. The forcing function f is assumed to be sufficiently smooth, such that $f \in L^2(\Omega)$. Let \mathcal{V} denote the Sobolev space $H^1(\Omega)$ whose trace vanishes on the boundary Γ , such that $\mathcal{V} := \{v \in H^1(\Omega) : v = 0 \text{ on } \Gamma\}$. Placing the model problem in weak form yields the semilinear form

$$\mathcal{N}(u; w) := \int_{\Omega} (1 + \alpha u^2) \nabla u \cdot \nabla w \, d\Omega, \quad (37)$$

and the linear functional

$$\mathcal{L}(w) := \int_{\Omega} f w \, d\Omega. \quad (38)$$

Let \mathcal{V}^H and \mathcal{V}^h denote finite dimensional function spaces defined as

$$\mathcal{V}^H := \{u^H : u^H \in \mathcal{V}, u^H|_{\Omega^e} \in \mathbb{P}^1(\Omega)^{n_{\text{dim}}}\}, \quad (39)$$

and

$$\mathcal{V}^h := \{u^h : u^h \in \mathcal{V}, u^h|_{\Omega^e} \in \mathbb{P}^2(\Omega)^{n_{\text{dim}}}\}, \quad (40)$$

respectively, where \mathbb{P}^p denotes the space of piecewise polynomials of order p over the elements Ω^e , $e = 1, 2, \dots, n_{el}$.

For all results below, we consider a square geometry with a square hole, such that $\Omega := \{\mathbf{x} : \mathbf{x} \in (-1, 1) \times (-1, 1) \setminus [-1/2, 1/2] \times [-1/2, 1/2]\}$, discretized with triangular elements. To eliminate or drastically reduce additional sources of numerical errors, all results use the following operations: requisite integral evaluations are computed using a 6th order, 12 point Gaussian quadrature rule over triangles, nonlinear systems are solved using an absolute tolerance of $\text{TOL} = 10^{-10}$, linear systems are solved with GMRES using an absolute tolerance of 10^{-12} , and derivative quantities (the residual Jacobian, the residual Jacobian adjoint, the QoI gradient, and the QoI Hessian) are computed with automatic differentiation.

We consider the following four quantities of interest:

$$\begin{aligned}\mathcal{J}_1(u) &:= \int_{\Omega} u \, d\Omega, \\ \mathcal{J}_2(u) &:= \int_{\Omega_s} u^3 \, d\Omega, \\ \mathcal{J}_3(u) &:= \int_{\Omega_s} \nabla u \cdot \nabla u \, d\Omega, \\ \mathcal{J}_4(u) &:= \int_{\Omega_s} \sqrt{\nabla u \cdot \nabla u} \, d\Omega.\end{aligned}\tag{41}$$

Here, $\Omega_s := \{\mathbf{x} : \mathbf{x} \in (0, 1) \times (-1, 0) \setminus [0, 1/2] \times [-1/2, 0]\}$ denotes a subdomain of the overall domain Ω . Figure 1 illustrates the domain Ω , its initial mesh, and the definition of the subdomain Ω_s .




Figure 1: The domain Ω , its initial mesh, and the subdomain Ω_s (red outline).

6.1.1. A Manufactured Solution

We first consider a manufactured solution on the domain Ω of the form:

$$u(x, y) = \sin(2\pi x) \sin(2\pi y) \exp(5/2(x + y)),\tag{42}$$

which satisfies the homogeneous Dirichlet boundary conditions. The right-hand side forcing function f is found by substituting the exact expression for u into the original governing equations (36). The solution and its gradient components are shown in Figure 2. The numerical values of the QoIs \mathcal{J}_i , $i = 1, 2, 3, 4$, are given in Appendix A.

6.1.2. Adjoint Verification

As an initial test with the manufactured solution, we consider the mesh with 192 elements shown in Figure 1. We then consider the following values of $\alpha \in \{0, 10^{-4}, 10^{-3}, 10^{-2}, 10^{-1}\}$, where $\alpha = 0$ corresponds

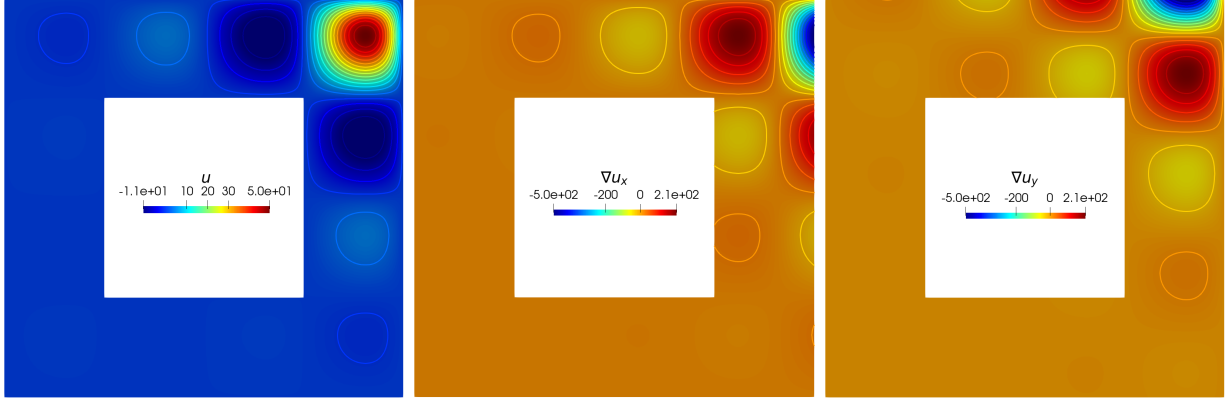


Figure 2: The manufactured solution (left), the x -component of the manufactured solution gradient (center), and the y -component of the manufactured solution gradient (right) with 20 linearly-spaced contour lines.

to a linear PDE and increasing values of α correspond to a greater degree of nonlinearity in the PDE. We solve the primal problem on the coarse and fine spaces, \mathcal{V}^H and \mathcal{V}^h . For context, Newton's method takes 0, 4, 7, 11, 17 iterations to solve the primal problem on both spaces for the corresponding increasing values of α . Using the coarse and fine space primal solutions, we compute the quantities \mathcal{E}^h , η_1 and $\eta_L^{\mathcal{R}}$, as required for the verification procedure outlined in Section 4. We consider the linear quantity of interest $\mathcal{J}_1(u)$ and demonstrate that the adjoint solution \mathbf{z}^h passes the verification check, as shown in the right-most column of Table 1. Additionally, the second column of this table illustrates that the norm of the residual linearization error $\mathbf{E}_L^{\mathcal{R}}$ is increasing with increasing values of α . Lastly, the sixth column of these tables illustrates that the traditional error estimate η_1 does not entirely capture the QoI discretization error \mathcal{E}^h between the fine and coarse spaces due to the residual linearization error $\mathbf{E}_L^{\mathcal{R}}$. However, correcting the traditional estimate with the term $\eta_L^{\mathcal{R}}$ that corresponds to residual linearization errors entirely recovers the error \mathcal{E}^h .

α	$\ \mathbf{E}_L^{\mathcal{R}}\ _2$	\mathcal{E}^h	η_1	$\eta_L^{\mathcal{R}}$	η_1/\mathcal{E}^h	$(\eta_1 + \eta_L^{\mathcal{R}})/\mathcal{E}^h$
0	1.8785e-13	3.2696e-01	3.2696e-01	1.6688e-15	1.0000e+00	1.0000e+00
10^{-4}	1.7321e+00	2.9114e-01	3.0420e-01	-1.3061e-02	1.0449e+00	1.0000e+00
10^{-3}	1.2996e+01	1.3244e-01	1.9139e-01	-5.8949e-02	1.4451e+00	1.0000e+00
10^{-2}	8.5432e+01	7.6441e-04	1.1158e-01	-1.1082e-01	1.4597e+02	1.0000e+00
10^{-1}	7.7580e+02	9.4845e-02	2.6463e-01	-1.6978e-01	2.7901e+00	1.0000e+00

Table 1: Adjoint verification data for the linear QoI $\mathcal{J}_1(u)$ for the manufactured solution.

6.1.3. Modified Adjoint Verification

As a second test with the manufactured solution, we consider the mesh with 192 elements shown in Figure 1, choose $\alpha = 10^{-2}$, and consider the nonlinear QoIs $\mathcal{J}_2(u)$, $\mathcal{J}_3(u)$, and $\mathcal{J}_4(u)$, so the residual and QoI linearization errors, $\mathbf{E}_L^{\mathcal{R}}$ and $\mathcal{E}_L^{\mathcal{J}}$, respectively, are nonzero. As a verification check, we ensure the estimate η_2 exactly recovers the QoI discretization error \mathcal{E}^h between the coarse and fine space, such that $\eta_2/\mathcal{E}^h = 1$. This provides assurance that the value \mathbf{z}^{**} is computed correctly. Table 2 shows results obtained from this verification check. In particular, the right-most column illustrates that the traditional error estimate η_1 does not exactly recover the error \mathcal{E}^h in the presence of residual and linearization errors. In contrast, the right-most column of the table demonstrates that the newly proposed estimate η_2 does indeed exactly recover the error \mathcal{E}^h , thus completing the verification check. Figure 3 illustrates the adjoint solutions $\mathbf{z} := \lim_{H \rightarrow 0} \mathbf{z}^H$ for the QoIs $\mathcal{J}_2(u)$, $\mathcal{J}_3(u)$ and $\mathcal{J}_4(u)$. Lastly, Figure 4 illustrates the form of the function $f(\theta)$, as described by equation (16), for the QoI $\mathcal{J}_2(u)$. Here we remark that even though the functional

form of $f(\theta)$ is quadratic in θ , it remains very close to linear behavior in the domain $\theta \in [0, 1]$, and its endpoints are very nearly equal and opposite. As a result, our initial guess of $\theta_0 = 1/2$ for Newton's method seems well justified in this instance.

	\mathcal{E}^h	η_1	η_2	η_1/\mathcal{E}^h	η_2/\mathcal{E}^h
$\mathcal{J}_2(u)$	1.1417e+00	8.7186e-01	1.1417e+00	7.6362e-01	1.0000e+00
$\mathcal{J}_3(u)$	1.5043e+01	-1.8944e+00	1.5043e+01	-1.2593e-01	1.0000e+00
$\mathcal{J}_4(u)$	3.3263e-01	-9.4750e-02	3.3263e-01	-2.8485e-01	1.0000e+00

Table 2: Modified adjoint verification data for the nonlinear QoIs $\mathcal{J}_2(u), \mathcal{J}_3(u), \mathcal{J}_4(u)$ for the manufactured solution when $\alpha = 10^{-2}$.

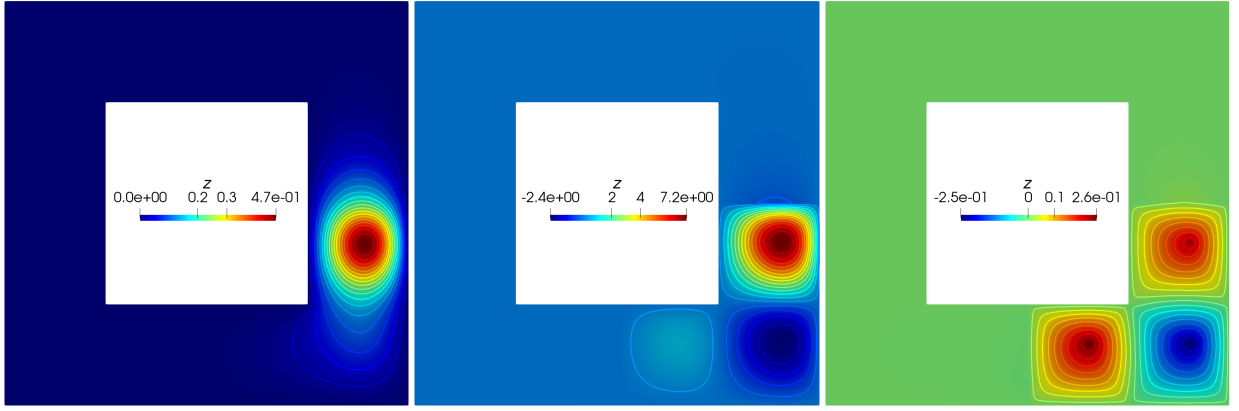


Figure 3: The adjoint solution z corresponding to the model problem with a manufactured solution when $\alpha = 10^{-2}$ for the nonlinear QoIs $\mathcal{J}_2(u)$ (left), $\mathcal{J}_3(u)$ (center), and the $\mathcal{J}_4(u)$ (right) with 20 linearly spaced contour curves.

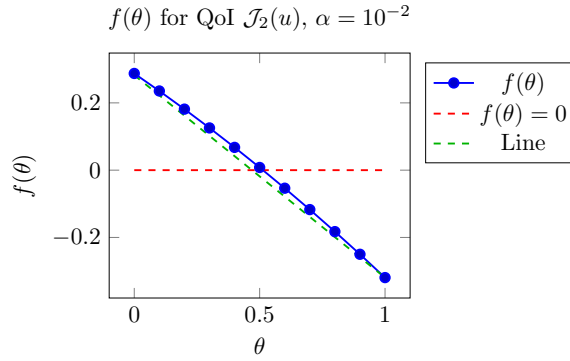


Figure 4: The function $f(\theta)$ plotted at 10 evenly spaced points in $[0, 1]$ for the QoI $\mathcal{J}_2(u)$ for the manufactured solution when $\alpha = 10^{-2}$.

6.1.4. Asymptotic Behavior

In this section, we investigate the behavior of the nonlinear functional quantities and the estimates η_1 and η_2 as $|\Omega_H^\epsilon| \rightarrow 0$. For all examples, we begin with an initial mesh with 192 elements, as shown in Figure 1 and consider a sequence of uniformly refined meshes, where the number of elements is $n_{el} = 192, 768, 3072, 12288$

on this sequence of meshes. For each QoI, at each mesh instance we solve the primal problems (3) and (5), solve the traditional adjoint equation (11), solve the modified adjoint equation (19), compute the error estimate η_1 from (12), and compute the error estimate η_2 from (23), where the scaling parameter α is chosen to be $\alpha = 10^{-2}$.

Using the error estimates η_1 and η_2 , we compute four effectivity indices: η_1/ε , η_2/ε , η_1/ε^h , and η_2/ε^h . The first two effectivities compare the error estimates to the exact QoI discretization error \mathcal{E} , while the second two effectivities compare the error estimates to the QoI discretization error between the coarse and fine spaces, \mathcal{E}^h . As discussed in the previous section, the effectivity η_2/ε^h should evaluate identically to 1. In contrast, the effectivity η_1/ε^h illustrates the effect that neglecting the linearization errors $\mathbf{E}_L^{\mathcal{R}}$ and $\mathcal{E}_L^{\mathcal{J}}$ has on recovering the two-space QoI error \mathcal{E}^h . If these linearization errors become small as $|\Omega_H^e| \rightarrow 0$, as one would hope, then the effectivity η_1/ε^h should approach 1. Lastly, if the error estimates are *effective*, then the effectivity indices with respect to the exact error \mathcal{E} will tend towards 1 as $|\Omega_H^e| \rightarrow 0$.

In addition to computing the effectivity indices described above, we also compute *corrected* functional approximations using the error estimates. These corrected functional values take the form $\mathcal{J}^H(\mathbf{u}^H) + \eta_1$ for the traditional error estimate η_1 and $\mathcal{J}^H(\mathbf{u}^H) + \eta_2$ for the newly proposed estimate η_2 . The corrected functional values should provide a more accurate representation of the QoI, which we measure by computing their errors with respect to the exact solution $\mathcal{J}(u) - (\mathcal{J}^H(\mathbf{u}^H) + \eta_1)$ and $\mathcal{J}(u) - (\mathcal{J}^H(\mathbf{u}^H) + \eta_2)$. If the correction improves the accuracy of the QoI approximation, then these computed errors will converge at a faster rate than the exact QoI discretization error, $\mathcal{J}(u) - \mathcal{J}^H(\mathbf{u}^H)$. Figures 5, 6, and 7 illustrate the asymptotic behaviors of the error estimates η_1 and η_2 for the QoIs $\mathcal{J}_2(u)$, $\mathcal{J}_3(u)$, and $\mathcal{J}_4(u)$, respectively. For each figure, the plot on the left illustrates the behavior of the effectivity indices and the plot on the right illustrates the behavior of computed error metrics as $|\Omega_H^e| \rightarrow 0$.

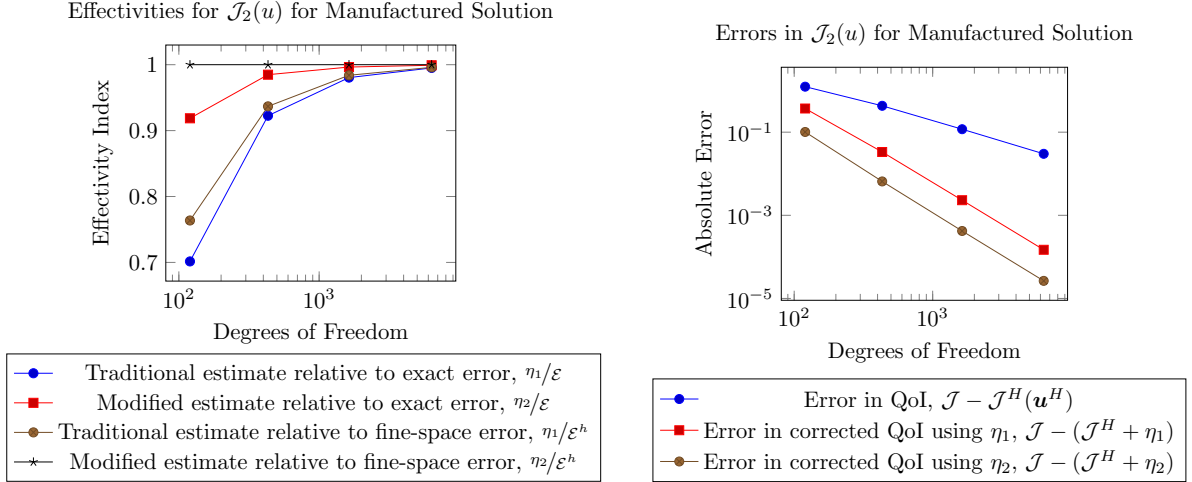


Figure 5: Asymptotic behavior of the estimates η_1 and η_2 for the QoI $\mathcal{J}_2(u)$ for the manufactured solution when $\alpha = 10^{-2}$ on a sequence of uniformly refined meshes.

Figure 5 illustrates that both estimates η_1 and η_2 are effective as the mesh size goes to zero for the QoI $\mathcal{J}_2(u)$ for the chosen problem of interest, with $\eta_1/\varepsilon \rightarrow 1$ and $\eta_2/\varepsilon \rightarrow 1$ as $|\Omega_H^e| \rightarrow 0$. However, the plot on the left of Figure 5 illustrates that the newly proposed estimate η_2 is more effective than that of the traditional estimate η_1 at coarse mesh resolutions. Additionally, the plot on the left of Figure 5 demonstrates that both estimates result in a corrected functional evaluation that converges at a faster rate than that of $\mathcal{J}_2^H(\mathbf{u}^H)$. In fact, the rate of this corrected functional is nearly identical for the two estimates, but the newly proposed estimate η_2 results in a constant shift towards a lower error and, as a result, a more accurate approximation of the true functional value $\mathcal{J}_2(u)$.

However, Figures 6 and 7 surprisingly illustrate that only the newly proposed estimate η_2 is effective

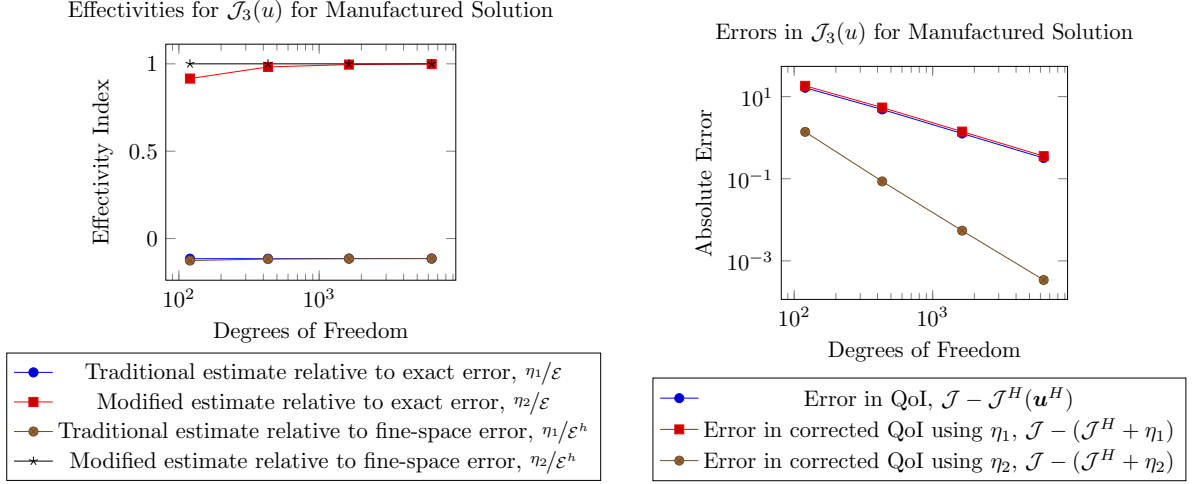


Figure 6: Asymptotic behavior of the estimates η_1 and η_2 for the QoI $\mathcal{J}_3(u)$ for the manufactured solution when $\alpha = 10^{-2}$ on a sequence of uniformly refined meshes.

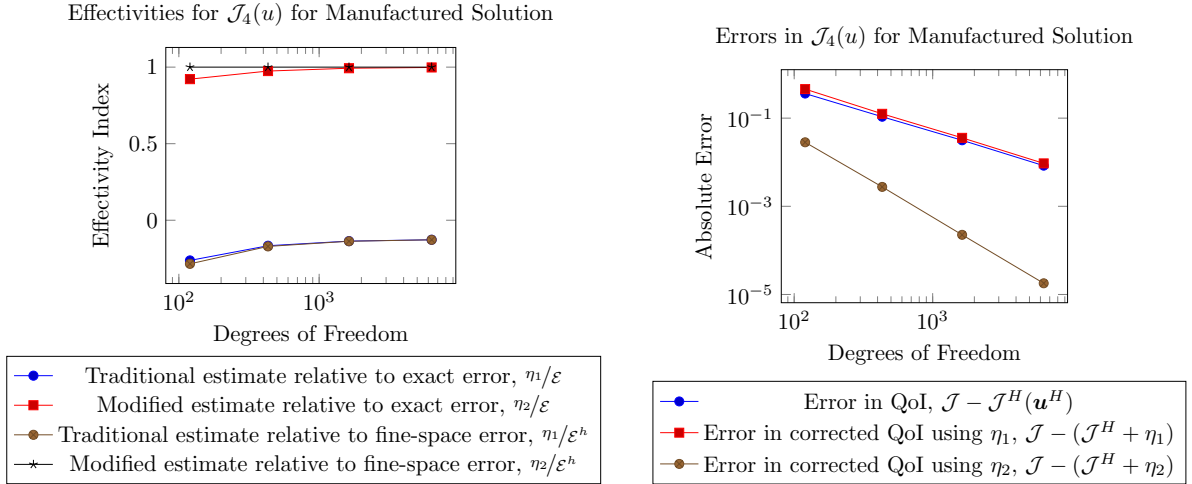


Figure 7: Asymptotic behavior of the estimates η_1 and η_2 for the QoI $\mathcal{J}_4(u)$ for the manufactured solution when $\alpha = 10^{-2}$ on a sequence of uniformly refined meshes.

as the mesh size goes to zero for the QoIs $\mathcal{J}_3(u)$ and $\mathcal{J}_4(u)$ for the chosen problem. In fact, the error approximated by the traditional adjoint-weighted residual estimate η_1 incurs a sign error. As a result, the corrected functional using η_1 is actually *less accurate* than that of the coarse-space functional evaluation $\mathcal{J}^H(\mathbf{u}^H)$, as seen by the right-hand plots of Figures 6 and 7. In contrast, the newly proposed estimate η_2 still results in a corrected functional evaluation that converges at a faster rate than the coarse-space functional evaluation for the QoIs $\mathcal{J}_3(u)$ and $\mathcal{J}_4(u)$.

This leads to an insight of the present work: *the effectiveness of the traditional adjoint-weighted residual can be QoI dependent*. That is to say, it appears that the QoI linearization error $\mathcal{E}_L^{\mathcal{J}}$ can have a large impact on the effectiveness of the estimate η_1 . We speculate that this effect is typically unobserved in common goal-oriented error estimation settings, where QoIs such as lift or drag over an airfoil are *linear* functionals,

n_{el}	$\ \mathbf{E}_L^{\mathcal{R}}\ _2$
192	8.54316e+01
768	1.76089e+01
3072	3.05150e+00
12287	4.26147e-01

Table 3: Residual linearization errors for the manufactured solution with $\alpha = 10^{-2}$ at different mesh resolutions.

such that $\mathcal{E}_L^{\mathcal{J}} = 0$. Further, for our specific PDE of interest, the stark contrast in the asymptotic behavior of the estimate η_1 for the QoI $\mathcal{J}_2(u)$ and the QoIs $\mathcal{J}_3(u)$ and $\mathcal{J}_4(u)$ indicates that the residual linearization error $\mathbf{E}_L^{\mathcal{R}}$ is not the culprit for this loss of effectivity, since this term is independent of the chosen QoI. That is to say, as the mesh size decreases, $\mathbf{E}_L^{\mathcal{R}} \rightarrow \mathbf{0}$, which is confirmed in Table 3.

6.1.5. Mesh Adaptivity

In this section, we investigate the behavior of the nonlinear functional quantities and the use of the localized error estimates η_1^i and η_2^i , $i = 1, 2, \dots, n_{vtx}$, in the adaptive procedure described in Section 5. For all examples, we begin with an initial mesh with 192 elements, as shown in Figure 1 and perform five iterations of the process:

solve primal PDE \rightarrow solve adjoint PDE \rightarrow estimate error \rightarrow adapt mesh

where either the traditional adjoint-weighted residual error estimate η_1 or the newly proposed error estimate η_2 is used to drive mesh modification. During each adaptive iteration, the mesh size field is specified according to equation (35) so that the desired number of elements T is twice the number of elements in the previous mesh, and we evaluate the QoI $\mathcal{J}^H(\mathbf{u}^H)$ on the coarse space and measure its error \mathcal{E} with respect to the exact QoI value $\mathcal{J}(u)$. Additionally, we compute the effectivity of both error estimates, η_1/\mathcal{E} and η_2/\mathcal{E} , respectively. Figures 8, 9, and 10 illustrate the behavior of the adaptive schemes when η_1 and η_2 are chosen to drive mesh adaptivity for the QoIs $\mathcal{J}_2(u)$, $\mathcal{J}_3(u)$, and $\mathcal{J}_4(u)$, respectively. The plot on the left of these figures shows the effectivities of the estimates η_1 and η_2 as the mesh is adapted. The plot on the right demonstrates the convergence behavior of the error \mathcal{E} as the mesh is adapted. Additionally, the plot on the right of these figures compares the convergence behavior of the adaptive schemes to that of uniform refinement.

Figure 8 illustrates that both estimates η_1 and η_2 are effective as the mesh is adapted according to their localized indicators (33) and (34), respectively, where the newly proposed estimate η_2 is slightly more accurate at coarser mesh resolutions. Despite this fact, however, the right-hand side of Figure 8 illustrates that the localizations of each estimate lead to adaptive schemes that are very similar in terms of error convergence, while adapting based on the newly proposed error estimate η_2 only marginally improves the accuracy of the QoI when contrasted to adapting based on the traditional adjoint-weighted residual error estimate η_1 . Both adaptive schemes, though, considerably outperform uniform refinement in terms of reducing the error at a fixed number of degrees of freedom in the problem.

In contrast, the left-hand plots of Figures 9 and 10 highlight that only the newly proposed estimate η_2 is effective for the QoIs $\mathcal{J}_3(u)$ and $\mathcal{J}_4(u)$ as adaptive iterations are performed. Again, the traditional adjoint-weighted residual estimate η_1 greatly under-predicts the QoI discretization error for these two quantities of interest, which results in an effectivity η_1/\mathcal{E} close to 0. The right-hand plot of Figure 9 also illustrates that driving mesh adaptivity with the estimate η_2 leads to a significantly more accurate adaptive scheme for the QoI $\mathcal{J}_3(u)$ when compared to driving adaptivity with the estimate η_1 or when compared to uniform refinement. The right-hand plot of Figure 10 tells a similar story for the QoI $\mathcal{J}_4(u)$, however, the improvement of the adaptive scheme using the estimate η_2 over the estimate η_1 is not as pronounced for this QoI.

This leads to another insight of the present work: *incorporating localized information about the linearization errors $\mathbf{E}_L^{\mathcal{R}}$ and $\mathcal{E}_L^{\mathcal{J}}$ into an adaptive procedure can lead to more optimal meshes in certain scenarios.* For our particular chosen PDE, the fact that η_1 and η_2 lead to adaptive schemes that provide quite similar behavior for the QoI $\mathcal{J}_2(u)$ but not for $\mathcal{J}_3(u)$ and $\mathcal{J}_4(u)$ suggests that localizing the QoI linearization $\mathcal{E}_L^{\mathcal{J}}$

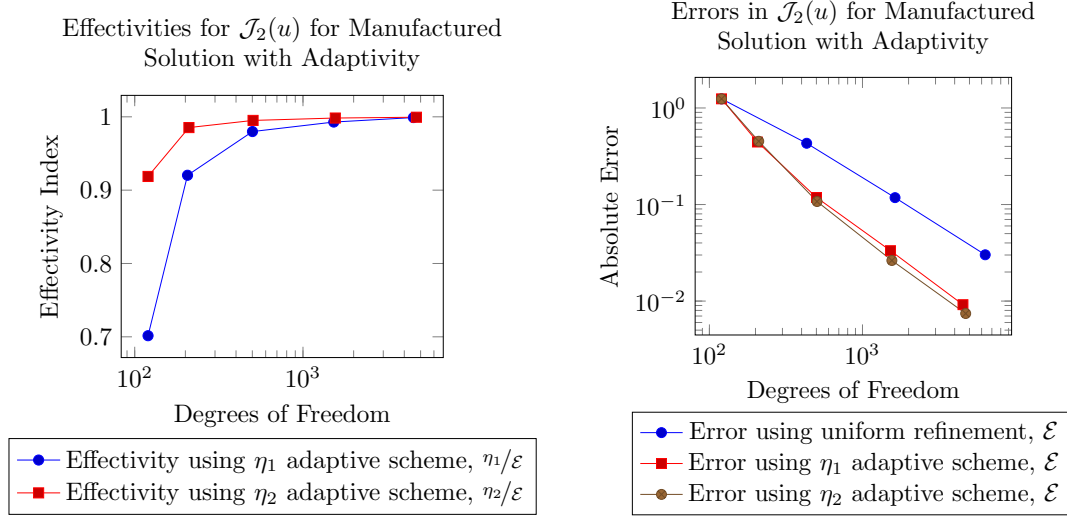


Figure 8: Behavior of the adaptive scheme using the estimates η_1 and η_2 for the QoI $\mathcal{J}_2(u)$ for the manufactured solution when $\alpha = 10^{-2}$.

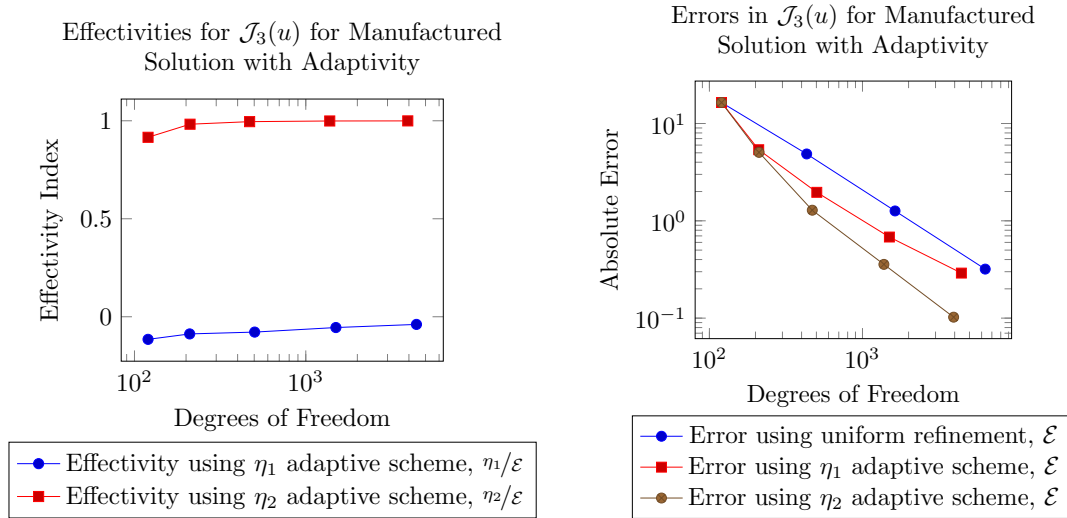


Figure 9: Behavior of the adaptive scheme using the estimates η_1 and η_2 for the QoI $\mathcal{J}_3(u)$ for the manufactured solution when $\alpha = 10^{-2}$.

may provide more benefit than localizing the residual linearization error $\mathbf{E}_L^{\mathcal{R}}$. We have presently made no effort to decouple these effects, however, as an avenue for future work one could investigate the approximation $\mathcal{E}^h \approx -\mathbf{z}^* \cdot \mathbf{R}^h(\mathbf{u}_h^H)$, which does not account for the residual linearization error $\mathbf{E}_L^{\mathcal{R}}$. In general, the interaction between the two linearization error terms will depend on the structure of the primal PDE and the chosen QoI.

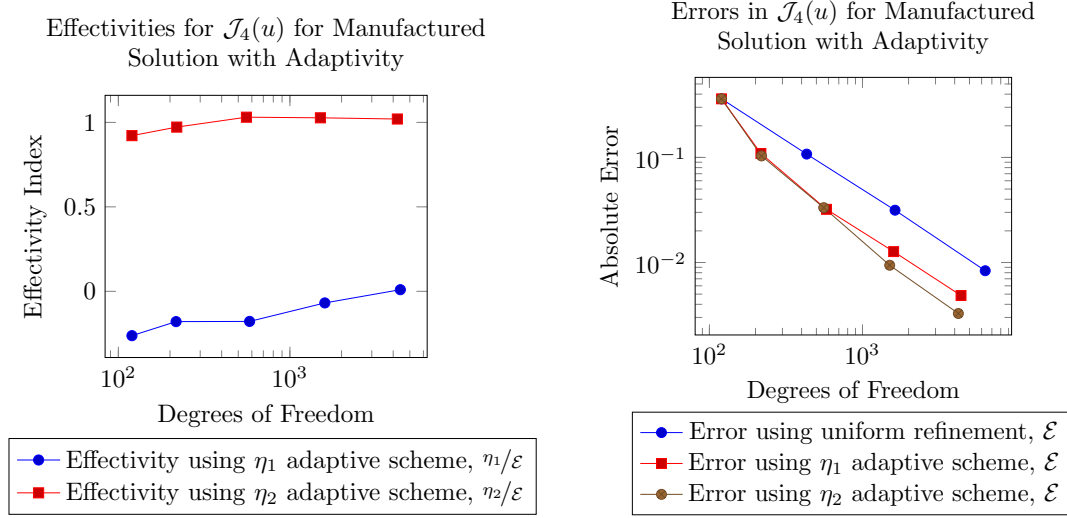


Figure 10: Behavior of the adaptive scheme using the estimates η_1 and η_2 for the QoI $\mathcal{J}_4(u)$ for the manufactured solution when $\alpha = 10^{-2}$.

6.1.6. A Problem with Gradient Singularities

In this section, we consider the model problem (36) over the domain Ω shown in Figure 1 with a forcing function f chosen to be $f = 100$ and the scaling parameter $\alpha = 10^{-2}$. For context, Newton's method takes 4 iterations for the solution of the primal problem on the coarse space and the fine space for all results shown below. The choice of forcing function f and domain Ω leads to gradient singularities in the solution u at each interior corner of the domain Ω . In a general sense, without accurately resolving these singularities, so-called "pollution" error [8] will affect the accuracy of the finite element approximation to the QoI throughout the domain. Figure 11 illustrates the solution u and its gradient magnitude $\|\nabla u\|$ of the model problem with the chosen constant forcing function.

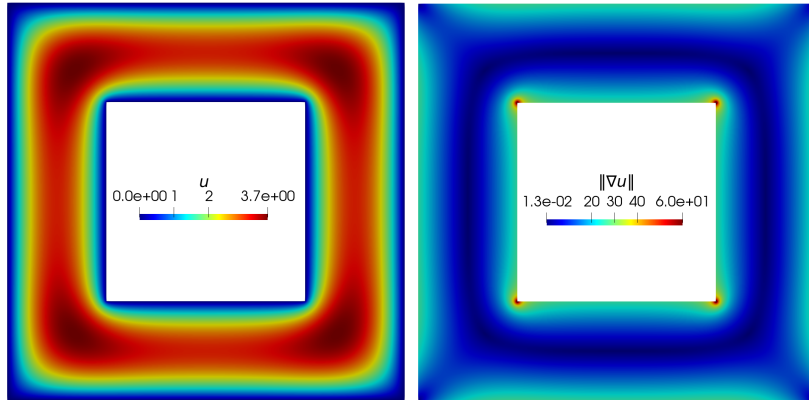


Figure 11: The solution with gradient singularities (left), the L_2 norm of the solution gradient (right).

We investigate the behavior of all chosen functional quantities $\mathcal{J}_i(u)$, $i = 1, 2, 3, 4$, and the use of the localized error estimates η_1^i and η_2^i , $i = 1, 2, \dots, n_{vtx}$, in the adaptive process described in Section 5. In general, the exact values of the QoIs are not quantifiable analytically. To approximate these exact values, the primal problem is solved on a mesh with about one half million degrees of freedom using the fine space

\mathcal{V}^h . This mesh is finer at every spatial location than the final adapted meshes in the following results, and the reference values computed by this process for each QoI are shown in Appendix B.

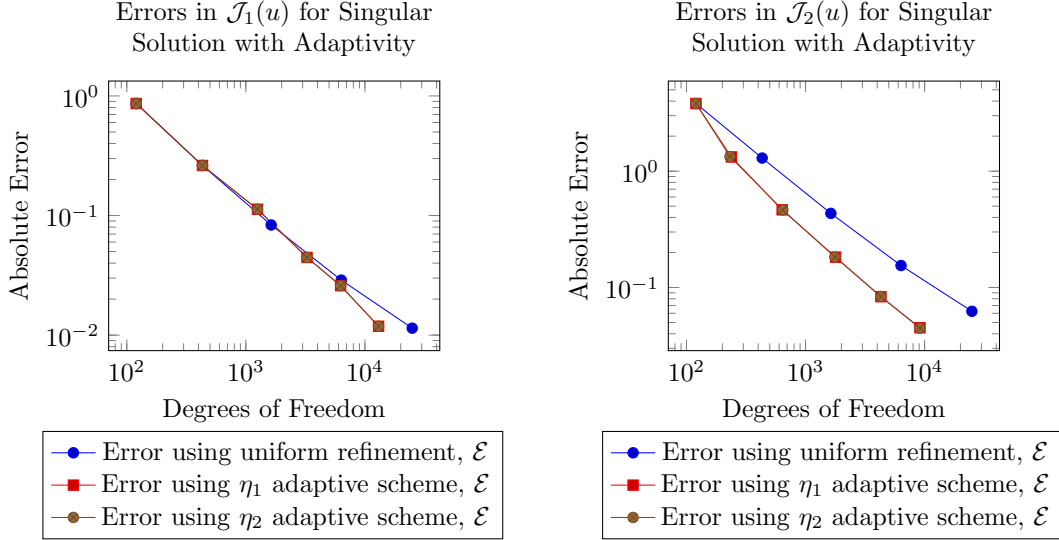


Figure 12: Convergence behavior for the example problem with gradient singularities using uniform refinement and adaptivity driven by the estimates η_1 and η_2 for the $\mathcal{J}_1(u)$ (left) and $\mathcal{J}_2(u)$ (right).

For all examples, we begin with an initial mesh with 192 elements, as shown in Figure 1 and perform five iterations of the process:

solve primal PDE \rightarrow solve adjoint PDE \rightarrow estimate error \rightarrow adapt mesh

where either the traditional adjoint-weighted residual error estimate η_1 or the newly proposed estimate η_2 is used to drive mesh modification. At each adaptive iteration, the mesh size field is specified according to equation (35) so that the target number of elements T in the resultant mesh is twice the number of elements in the current mesh. At each mesh instance, we evaluate the chosen QoI $\mathcal{J}^H(\mathbf{u}^H)$ on the coarse space and measure its error \mathcal{E} with respect to the reference value that approximates its exact value $\mathcal{J}(u)$.

Figure 12 illustrates the convergence behavior of the QoI discretization error when the mesh is uniformly refined and when η_1 and η_2 are chosen to drive mesh adaptivity for $\mathcal{J}_1(u)$ and $\mathcal{J}_2(u)$. Figure 13 similarly illustrates this behavior for $\mathcal{J}_3(u)$ and $\mathcal{J}_4(u)$. Interestingly, Figure 12 shows that both estimates, η_1 and η_2 , result in adaptive convergence histories with identical errors. This is because both schemes lead to identical meshes at each adaptive iteration, as illustrated in Figure 14, where the resultant mesh of the third, fourth, and fifth adaptive iteration is shown. In addition, the plot on the left of Figure 12 illustrates that both estimates, η_1 and η_2 , only begin to provide improved convergence behavior at finer mesh resolutions, whereas the plot on the right of Figure 12 demonstrates that both estimates improve the QoI convergence behavior, where the error is reduced by over half an order of magnitude at the final mesh resolution of around 10,000 degrees of freedom. This may, in part, be explained by the fact that $\mathcal{J}_1(u)$ is a *global* QoI, while $\mathcal{J}_2(u)$ is restricted to only a localized portion of the domain.

Figure 13 highlights that, for the QoIs $\mathcal{J}_3(u)$ and $\mathcal{J}_4(u)$, the error convergence behavior using either the estimate η_1 or η_2 is improved when compared to uniform refinement, but that using the estimate η_2 provides a further reduction in error when compared to η_1 . This result is consistent with the behavior seen in the previous manufactured solution section. Additionally, Figures 15 and 16 compare the final meshes obtained from the iterative adaptive process when considering η_1 or η_2 for the QoIs $\mathcal{J}_3(u)$ and $\mathcal{J}_4(u)$, respectively. Here, we make several remarks. First, for both QoIs, both estimates heavily refine the gradient singularity

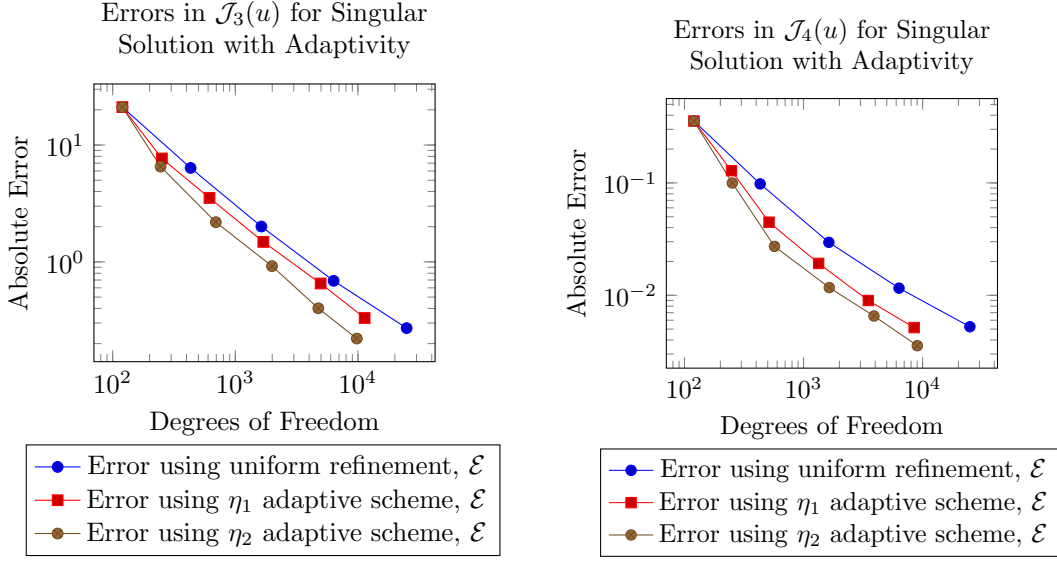


Figure 13: Convergence behavior for the example problem with gradient singularities using uniform refinement and adaptivity driven by the estimates η_1 and η_2 for the $\mathcal{J}_3(u)$ (left) and the $\mathcal{J}_4(u)$ (right).

nearest to the local QoI subdomain, refine to a lesser degree the next two nearest gradient singularities, and do not resolve at all the furthest gradient singularity. Second, comparing the image on the right to the image on the left of these figures highlights that both estimates lead to qualitatively distinct meshes. This can, in part, be explained by the fact that the newly proposed estimate η_2 includes linearization errors in its localization, while the traditional adjoint-weighted residual η_1 does not.

6.2. Finite Deformation Elasticity

In this section, we consider finite deformation elasticity with a neo-Hookean material model in three spatial dimensions. Let the domain boundary Γ be decomposed into $\Gamma_G \subseteq \Gamma$ and $\Gamma_H = \Gamma \setminus \Gamma_G$. Let $\mathbf{X} \in \Omega \subset \mathbb{R}^3$ denote a point in a reference configuration that transforms to a point $\mathbf{x} \in \Omega_t$ in a deformed configuration $\Omega_t \subset \mathbb{R}^3$ after the reference domain Ω undergoes some deformation. Let $\mathbf{u} = \mathbf{x} - \mathbf{X}$ denote the displacement. Let $\mathbf{F} := \mathbf{I} + \frac{\partial \mathbf{u}}{\partial \mathbf{X}}$ denote the deformation gradient, where \mathbf{I} denotes the second-order identity tensor. Let $J := \det(\mathbf{F})$ denote the determinant of the deformation gradient. In this context, the balance of linear momentum without inertial and body forces can be written as

$$\begin{cases} -\nabla \cdot \mathbf{P} = \mathbf{0}, & \mathbf{X} \in \Omega, \\ \mathbf{u} = \mathbf{G}, & \mathbf{X} \in \Gamma_G, \\ \mathbf{P} \cdot \mathbf{N} = \mathbf{0}, & \mathbf{X} \in \Gamma_H. \end{cases} \quad (43)$$

Here, \mathbf{G} denotes an externally applied displacement, \mathbf{N} denotes the unit outward normal to the boundary Γ_H , $\mathbf{P} := J\boldsymbol{\sigma}\mathbf{F}^{-T}$ denotes the first Piola-Kirchhoff stress tensor, and $\boldsymbol{\sigma}$ denotes the Cauchy stress tensor. We consider a neo-Hookean constitutive model determined by the relationship

$$\boldsymbol{\sigma} = \mu J^{-5/3} \text{dev}(\mathbf{F}\mathbf{F}^T) + \frac{\kappa}{2}(J - 1/J)\mathbf{I}, \quad (44)$$

where κ denotes the bulk modulus, μ denotes the shear modulus, and $\text{dev}(\cdot)$ denotes the deviatoric portion of a second-order tensor. Placing the problem (43) in weak form yields the semilinear form

$$\mathcal{N}(\mathbf{u}; \mathbf{w}) := \int_{\Omega} \mathbf{P}(\mathbf{u}) : \nabla \mathbf{w} \, d\Omega, \quad (45)$$




Figure 14: Sequence of meshes obtained for the example problem with gradient singularities for $\mathcal{J}_2(u)$ using either the estimate η_1 or η_2 at the third (left), fourth (center), and fifth (right) adaptive iterations.




Figure 15: Final adapted meshes obtained for the example problem with gradient singularities for $\mathcal{J}_3(u)$ using the estimate η_1 (left) and the estimate η_2 (right).

and the linear functional $\mathcal{L}(\mathbf{w}) = 0$.

As a model problem, we consider the domain Ω shown in Figure 17 which corresponds to a cube of dimensions $5\text{mm} \times 5\text{mm} \times 5\text{mm}$ with a cube of size $2.5\text{mm} \times 2.5\text{mm} \times 2.5\text{mm}$ missing from its uppermost corner. Displacements are set to zero, $\mathbf{u} = \mathbf{0}$, on the minimal y -face of the geometry and the problem is driven by a prescribed y -displacement of $u_y = 0.1\text{mm}$, which corresponds to a 2% strain in the y -direction. We consider a material with elastic modulus $E = 192.7\text{GPa}$ and Poisson's ratio $\nu = 0.27$, from which the bulk and shear moduli can be determined by the relationships $\kappa = \frac{E}{3(1-2\nu)}$ and $\mu = \frac{E}{2(1+\nu)}$, respectively.

We again consider solving the finite element problem corresponding to the governing equations on a coarse space with piecewise linear Lagrange basis functions and on a fine space with piecewise quadratic Lagrange basis functions. As a quantity of interest, we consider the von Mises stress σ_{vm} integrated over the domain

$$\mathcal{J}_{vm}(\mathbf{u}) := \int_{\Omega} \sigma_{vm} \, d\Omega, \quad (46)$$

where $\sigma_{vm} := \sqrt{\frac{3}{2} s_{ij} s_{ij}}$ (with summation on repeated indices implied), and \mathbf{s} denotes the deviatoric portion of the Cauchy stress tensor, as defined by $\mathbf{s} := \mu J^{-5/3} \text{dev}(\mathbf{F}\mathbf{F}^T)$.

We consider the initial mesh of the domain Ω shown in the left-most image of Figure 17 and perform 10




Figure 16: Final adapted meshes obtained for the example problem with gradient singularities for the QoI $\mathcal{J}_4(u)$ using the estimate η_1 (left) and the estimate η_2 (right).

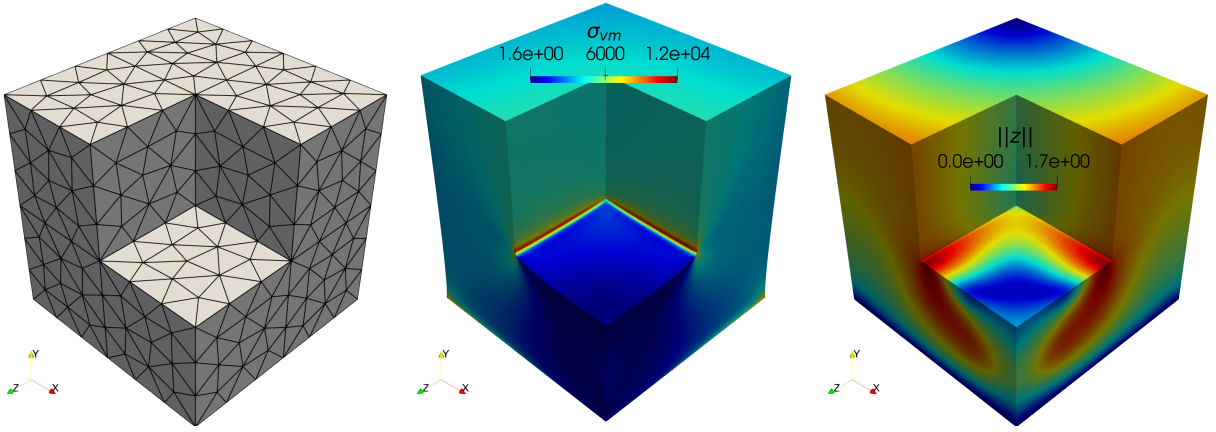


Figure 17: The domain Ω and its initial mesh for the nonlinear elasticity example (left), the deformed domain Ω_t after loading (exaggerated by a factor of 5) with the von Mises stress σ_{vm} (MPa) plotted (center), and the norm of the adjoint solution vector \mathbf{z} (right).

iterations of the process:

solve primal PDE \rightarrow solve adjoint PDE \rightarrow estimate error \rightarrow adapt mesh

where either the traditional adjoint-weighted residual η_1 estimate or the newly proposed estimate η_2 is used to drive mesh adaptivity. At each adaptive iteration, the mesh size field is set according to equation (35) so that the target number of elements T in the resultant mesh is twice the number of elements in the current mesh. At each mesh instance, we evaluate the QoI $\mathcal{J}_e^H(\mathbf{u}^H)$ on the space and measure its error with respect to a reference approximation for the exact value of the QoI, compute an approximation to the exact error \mathcal{E} using this reference value, and compute the effectivity indices η_1/\mathcal{E} and η_2/\mathcal{E} . To find the reference value, the primal problem is solved on a mesh with 17.3 million degrees of freedom using the fine space \mathcal{V}^h , where this mesh is finer at every spatial location than the final adapted meshes used in the results below, which contain about 300,000 degrees of freedom. The reference value is found to be $\mathcal{J}_{vm}(\mathbf{u}) \approx 3.731860\text{GPa}$.

Figure 18 illustrates the behavior of the error estimates η_1 and η_2 as adaptive iterations are performed. The left-hand side of Figure 18 illustrates that the newly proposed estimate η_2 is more effective for the QoI $\mathcal{J}_{vm}(\mathbf{u})$ than the traditional adjoint-weighted residual estimate η_1 . Note that for this problem the error in the QoI is negative, which is why the effectivity index for η_1 is consistently greater than one. This is in contrast to the examples in the previous section. The right-hand side of Figure 18 highlights

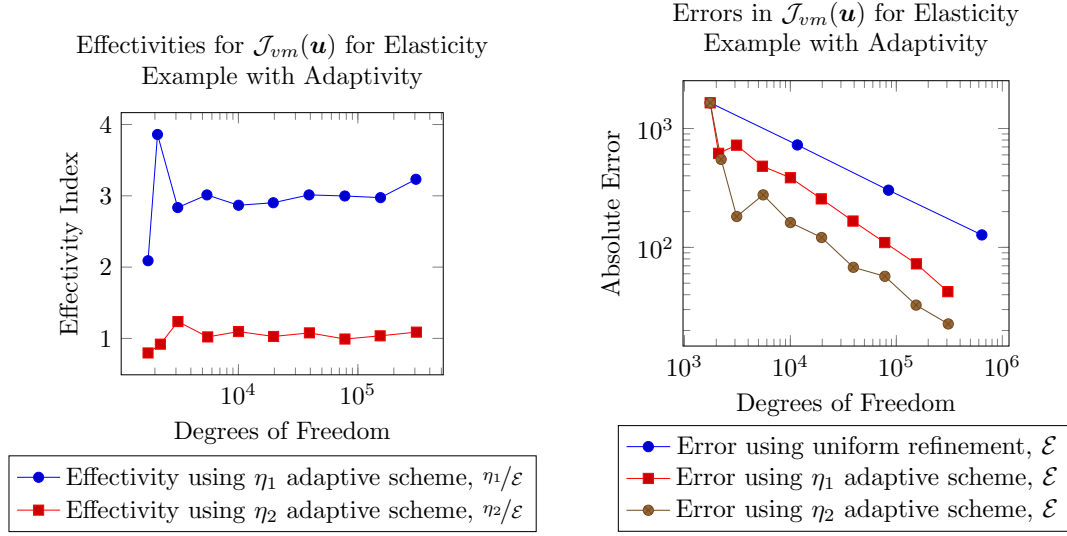


Figure 18: Behavior of the adaptive scheme using the estimates η_1 and η_2 for the QoI $\mathcal{J}_{vm}(\mathbf{u})$ for the finite deformation elasticity example.

once again that the localizations of each estimate lead to adaptive schemes that are different in terms of convergence behavior. Specifically, driving mesh adaptivity with the estimate η_2 leads to a significantly more accurate adaptive scheme for the QoI $\mathcal{J}_{vm}(\mathbf{u})$ when compared to driving adaptivity with the estimate η_1 or when compared to uniform refinement.




Figure 19: Meshes using the η_2 adaptive scheme: the adapted mesh at the fifth adaptive iteration (left), the adapted mesh at the final adaptive iteration (center), a close-up and cutaway of the final adaptive mesh (right).

7. Conclusions

In this paper, we have considered goal-oriented *a posteriori* error estimation for nonlinear QoIs when solving nonlinear PDEs with continuous Galerkin finite element methods. As a starting point, we have reviewed the derivation of a traditional two-level, or discrete, adjoint-weighted residual approach to approximate QoI discretization errors. Inherent in this derivation is the linearization of both the nonlinear PDE residual and the nonlinear functional of interest, where higher-order terms are subsequently disregarded. We

refer to these higher-order terms as linearization errors, as they introduce an error into the error estimate. By considering these linearization errors, we have derived a novel two-level adjoint-based error estimate that exactly represents the QoI discretization error between two function spaces at the expense of increased computational complexity.

We have motivated our interest in this novel error estimate with several *a priori* justifications and, in particular, have reasoned that the traditional adjoint-weighted residual error estimate can under-predict the QoI discretization error for nonlinear QoIs. We have demonstrated that this under-prediction can in fact occur for two example problems with a nonlinear Poisson’s equation in two spatial dimensions and that this behavior can be QoI dependent. For these problems, we have demonstrated that the newly proposed error estimate does not suffer from this under-prediction and is effective for each investigated QoI. Additionally, we have demonstrated that the newly proposed error estimate is more effective than the traditional adjoint-weighted residual estimate for a finite deformation elasticity example in three spatial dimensions.

The solution of a nonlinear scalar problem is required for the newly proposed error estimate. We have provided the analytic solution to this problem when quadratic QoIs are considered and have outlined how Newton’s method can be used to solve the general nonlinear scalar problem. We have demonstrated heuristically that the analytic solution for quadratic QoIs is a good initial guess for Newton’s method when more general nonlinear QoIs are considered.

We have shown how the newly proposed error estimate can be localized and incorporated into an iterative adaptive mesh algorithm. We have demonstrated that the newly proposed estimate can lead to more accurate approximations of a nonlinear QoI with fewer degrees of freedom when compared to uniform refinement and traditional adjoint-based approaches by considering a nonlinear Poisson’s example problem and a finite deformation elasticity example problem.

Orthogonally, we have demonstrated that the evaluation of the PDE residual linearization error can lead to a convenient verification check for the adjoint solution used in traditional adjoint-weighted residual error estimates.

As an avenue for future work, we have suggested incorporating known recovery techniques into the novel estimate to reduce its computational complexity. One could also investigate the effect that the choice of coarse and fine spaces has on the newly proposed error estimate, as we have only considered piecewise linear and quadratic Lagrange basis functions, respectively, in the present work.

8. Acknowledgments

Supported by the Advanced Simulation and Computing program at Sandia National Laboratories, a multimission laboratory managed and operated by National Technology and Engineering Solutions of Sandia LLC, a wholly owned subsidiary of Honeywell International Inc. for the U.S. Department of Energy’s National Nuclear Security Administration under contract DE-NA0003525. This article describes objective technical results and analysis. Any subjective views or opinions that might be expressed in the article do not necessarily represent the views of the U.S. Department of Energy or the United States Government.

References

- [1] Behzad R Ahrabi, W Kyle Anderson, and James C Newman III. An adjoint-based hp-adaptive stabilized finite-element method with shock capturing for turbulent flows. *Computer Methods in Applied Mechanics and Engineering*, 318:1030–1065, 2017.
- [2] Burak Aksoylu, Stephen D. Bond, Eric C. Cyr, and Michael Holst. Goal-oriented adaptivity and multilevel preconditioning for the Poisson-Boltzmann equation. *Journal of Scientific Computing*, 52:202–225, 2012.
- [3] Frédéric Alauzet, Xiangrong Li, E. Seogyoun Seol, and Mark S. Shephard. Parallel anisotropic 3D mesh adaptation by mesh modification. *Engineering with Computers*, 21(3):247–258, 2006.
- [4] Zaib Ali, Paul G Tucker, and Shahrokh Shahpar. Optimal mesh topology generation for cfd. *Computer Methods in Applied Mechanics and Engineering*, 317:431–457, 2017.
- [5] Martin Alnæs, Jan Blechta, Johan Hake, August Johansson, Benjamin Kehlet, Anders Logg, Chris Richardson, Johannes Ring, Marie E Rognes, and Garth N Wells. The fenics project version 1.5. *Archive of numerical software*, 3(100), 2015.
- [6] R. Anderson, J. Andrej, A. Barker, J. Bramwell, J.-S. Camier, J. Cervený, V. Dobrev, Y. Dudouit, A. Fisher, Tz. Kolev, W. Pazner, M. Stowell, V. Tomov, I. Akkerman, J. Dahm, D. Medina, and S. Zampini. MFEM: A modular finite element methods library. *Computers & Mathematics with Applications*, 81:42–74, 2021.

- [7] Daniel Arndt, Wolfgang Bangerth, Marco Feder, Marc Fehling, Rene Gassmöller, Timo Heister, Luca Heltai, Martin Kronbichler, Matthias Maier, Peter Munch, Jean-Paul Pelteret, Simon Sticker, Bruno Turcksin, and David Wells. The **deal.II** library, version 9.4. *Journal of Numerical Mathematics*, 30(3):231–246, 2022.
- [8] I. Babuška, T. Strouboulis, A. Mathur, and C.S. Upadhyay. Pollution-error in the h-version of the finite-element method and the local quality of a-posteriori error estimators. *Finite Elements in Analysis and Design*, 17(4):273–321, 1994.
- [9] Roland Becker and Rolf Rannacher. An optimal control approach to a *a posteriori* error estimation in finite element methods. *Acta Numerica*, 10:1–102, 2001.
- [10] Patrick J Blonigan and Eric J Parish. Evaluation of dual-weighted residual and machine learning error estimation for projection-based reduced-order models of steady partial differential equations. *Computer Methods in Applied Mechanics and Engineering*, 409:115988, 2023.
- [11] Ramzy Boussetta, Thierry Coupez, and Lionel Fourment. Adaptive remeshing based on a posteriori error estimation for forging simulation. *Computer Methods in Applied Mechanics and Engineering*, 195(48-49):6626–6645, 2006.
- [12] Vit Dolejší and Scott Congreve. Goal-oriented error analysis of iterative Galerkin discretizations for nonlinear problems including linearization and algebraic errors, 2023.
- [13] Geoff Donoghue and Masayuki Yano. Spatio-stochastic adaptive discontinuous galerkin methods. *Computer Methods in Applied Mechanics and Engineering*, 374:113570, 2021.
- [14] Bernhard Endtmayer, Ulrich Langer, and Thomas Wick. Two-side a posteriori error estimates for the dual-weighted residual method. *SIAM Journal on Scientific Computing*, 42(1):A371–A394, 2020.
- [15] Krzysztof J Fidkowski. Output-based error estimation and mesh adaptation for unsteady turbulent flow simulations. *Computer Methods in Applied Mechanics and Engineering*, 399:115322, 2022.
- [16] Krzysztof J. Fidkowski and David L. Darmofal. Review of output-based error estimation and mesh adaptation in computational fluid dynamics. *AIAA Journal*, 49(4):673–694, 2011.
- [17] O.A. González-Estrada, E. Nadal, J.J. Ródenas, P. Kerfriden, S.P.A. Bordas, and F.J. Fuenmayor. Mesh adaptivity driven by goal-oriented locally equilibrated superconvergent patch recovery. *Computational Mechanics*, 53(5):957–976, 2014.
- [18] Brian N. Granzow, Assad A. Oberai, and Mark S. Shephard. Adjoint-based error estimation and mesh adaptation for stabilized finite deformation elasticity. *Computer Methods in Applied Mechanics and Engineering*, 337:263–280, 2018.
- [19] Brian N. Granzow, Mark S. Shephard, and Assad A. Oberai. Output-based error estimation and mesh adaptation for variational multiscale methods. *Computer Methods in Applied Mechanics and Engineering*, 322:441–459, 2017.
- [20] Michael Holst, Sara Pollock, and Yunrong Zhu. Convergence of goal-oriented adaptive finite element methods for semilinear problems. *Computing and Visualization in Science*, 17:43–63, 2015.
- [21] Daniel A Ibanez, E Seegyoung Seol, Cameron W Smith, and Mark S Shephard. Pumi: Parallel unstructured mesh infrastructure. *ACM Transactions on Mathematical Software (TOMS)*, 42(3):1–28, 2016.
- [22] Steven M. Kast. An introduction to adjoints and output error estimation in computational fluid dynamics, 2017.
- [23] Xiangrong Li, Mark S. Shephard, and Mark W. Beall. 3D anisotropic mesh adaptation by mesh modification. *Computer Methods in Applied Mechanics and Engineering*, 194(48-49):4915–4950, 2005.
- [24] Jorge Nocedal and Stephen J. Wright. *Numerical optimization*. Springer, 1999.
- [25] Ricardo H Nochetto, Andreas Veiser, and Marco Verani. A safeguarded dual weighted residual method. *IMA journal of Numerical Analysis*, 29(1):126–140, 2009.
- [26] J. Peraire and A.T. Patera. Bounds for linear-functional outputs of coercive partial differential equations: local indicators and adaptive refinement. *Studies in Applied Mechanics*, 47:199–216, 1998.
- [27] Serge Prudhomme and J. Tinsley Oden. On goal-oriented error estimation for elliptic problems: application to the control of pointwise errors. *Computer Methods in Applied Mechanics and Engineering*, 176(1-4):313–331, 1999.
- [28] Thomas Richter and Thomas Wick. Variational localizations of the dual weighted residual estimator. *Journal of Computational and Applied Mathematics*, 279:192–208, 2015.
- [29] J.J. Ródenas, M. Tur, F.J. Fuenmayor, and A. Vercher. Improvement of the superconvergent patch recovery technique by the use of constraint equations: the SPR-C technique. *International Journal for Numerical Methods in Engineering*, 70(6):705–727, 2007.
- [30] G. Şimşek, X. Wu, K.G. van der Zee, and E.H. van Brummelen. Duality-based two-level error estimation for time-dependent PDEs: Application to linear and nonlinear parabolic equations. *Computer Methods in Applied Mechanics and Engineering*, 288:83–109, 2015.
- [31] Michael K Sleeman and Masayuki Yano. Goal-oriented model reduction for parametrized time-dependent nonlinear partial differential equations. *Computer Methods in Applied Mechanics and Engineering*, 388:114206, 2022.
- [32] David A. Venditti and David L. Darmofal. Adjoint error estimation and grid adaptation for functional outputs: Application to quasi-one-dimensional flow. *Journal of Computational Physics*, 164(1):204–227, 2000.
- [33] David A. Venditti and David L. Darmofal. Grid adaptation for functional outputs: Application to two-dimensional inviscid flows. *Journal of Computational Physics*, 176(1):40–69, 2002.
- [34] David A. Venditti and David L. Darmofal. Anisotropic grid adaptation for functional outputs: Application to two-dimensional viscous flows. *Journal of Computational Physics*, 187(1):22–46, 2003.
- [35] Nils-Erik Wiberg, Fethi Abdulwahab, and Saulius Ziukas. Enhanced superconvergent patch recovery incorporating equilibrium and boundary conditions. *International Journal for Numerical Methods in Engineering*, 37(20):3417–3440, 1994.
- [36] Olgierd Cecil Zienkiewicz and Jian Zhong Zhu. The superconvergent patch recovery and a *a posteriori* error estimates. Part 1: The recovery technique. *International Journal for Numerical Methods in Engineering*, 33(7):1331–1364, 1992.

Appendix A. QoI Values for the Manufactured Solution

The QoI values for the manufactured solution and domain defined in Section 6.1.1 are:

$$\begin{aligned}\mathcal{J}_1(u) &= \frac{64\pi^2(e^{5/2} - 1)^2(e^5 + e^{5/2} + 1)}{e^5(16\pi^2 + 25)^2} \approx 2.57052599061823, \\ \mathcal{J}_2(u) &= \frac{65536\pi^6(e^{15} + e^{45/4} + e^{15/4} + 1)}{9e^{15/2}(256\pi^4 + 4000\pi^2 + 5625)^2} \approx 2.64090163593838, \\ \mathcal{J}_3(u) &= \frac{32\pi^4(e^{5/2} - 1)^2(e^5 + e^{5/2} + 1)}{25e^5(16\pi^2 + 25)} \approx 9.28106693871883 \times 10^1, \\ \mathcal{J}_4(u) &\approx 5.67945022.\end{aligned}\tag{A.1}$$

Here $\mathcal{J}_4(u)$ was approximated numerically using Mathematica.

Appendix B. QoI Values for the Solution with Gradient Singularities

The QoI values for the problem definition defined in Section 6.1.6 are:

$$\begin{aligned}\mathcal{J}_1(u) &\approx 6.540644835, \\ \mathcal{J}_2(u) &\approx 1.238067612 \times 10^1, \\ \mathcal{J}_3(u) &\approx 1.596007278 \times 10^2, \\ \mathcal{J}_4(u) &\approx 9.391778787.\end{aligned}\tag{B.1}$$