
L-CAD: Language-based Colorization with Any-level Descriptions

Zheng Chang^{#1} Shuchen Weng^{#2,3} Peixuan Zhang¹ Yu Li⁴ Si Li^{*1} Boxin Shi^{2,3}

¹School of Artificial Intelligence, Beijing University of Posts and Telecommunications

²National Key Laboratory for Multimedia Information Processing, School of Computer Science, Peking University

³National Engineering Research Center of Visual Technology, School of Computer Science, Peking University

⁴International Digital Economy Academy

{zhengchang98, pxzhang, lisi}@bupt.edu.cn, {shuchenweng, shiboxin}@pku.edu.cn, liyu@idea.edu.cn

Abstract

Language-based colorization produces plausible and visually pleasing colors under the guidance of user-friendly natural language descriptions. Previous methods implicitly assume that users provide comprehensive color descriptions for most of the objects in the image, which leads to suboptimal performance. In this paper, we propose a unified model to perform language-based colorization with any-level descriptions. We leverage the pretrained cross-modality generative model for its robust language understanding and rich color priors to handle the inherent ambiguity of any-level descriptions. We further design modules to align with input conditions to preserve local spatial structures and prevent the ghosting effect. With the proposed novel sampling strategy, our model achieves instance-aware colorization in diverse and complex scenarios. Extensive experimental results demonstrate our advantages of effectively handling any-level descriptions and outperforming both language-based and automatic colorization methods. The code and pretrained models are available at: <https://github.com/changzheng123/L-CAD>.

1 Introduction

Image colorization is a challenging task that involves converting grayscale images into plausible and visually pleasing colorful ones. Language-based colorization approaches (*e.g.*, [5; 6; 27]) use natural language descriptions as guidance to produce more controllable colorized images. These methods cater to users' specific requests, enabling them to provide more specific and nuanced color preferences. As automatic colorization (*e.g.*, [39; 44; 52]) often encounters color ambiguity for common objects (*e.g.*, flower colors), language-based colorization has shown promising results in producing high-quality and customizable colorized images with user-friendly input.

While language-based colorization methods have improved the consistency between language descriptions and colorization results through feature fusion [7; 27], decoupling color-object space [5; 45], and aggregating similar patches [6], they implicitly assume that users provide comprehensive color descriptions for most of the objects in the image. This assumption often leads to suboptimal performance, especially for objects without corresponding color descriptions. Furthermore, we have observed that users commonly assign colors only to their objects of interest.

To colorize images with descriptions of diverse levels of details, we propose a unified model to adaptively understand **any-level descriptions** and operate as follows: (*i*) For complete-level descriptions that cover major objects, the model precisely colorizes the image based on user requests (Fig. 1 first row, comprehensive descriptions for four cups of wines); (*ii*) for partial-level descriptions that

[#] Equal contributions. ^{*} Corresponding author.



Figure 1: Colorization with any-level descriptions, comparing language-based colorization methods (e.g., L-CoDe [45] and L-CoIns [6]) and automatic colorization methods (e.g., DISCO [47] and CT² [44]). **First row:** For complete-level descriptions, automatic colorization methods is unable to colorize images as requested by the user. **Second row:** For partial-level descriptions, automatic colorization methods fail to colorize mentioned objects with their corresponding colors, while language-based colorization methods struggle to present appropriate colors for unmentioned objects. **Third row:** For scarce-level descriptions, language-based colorization methods show suboptimal performance without meaningful color hints. In contrast, our method is able to colorize images with any-level descriptions.

focus on objects of interest, it colorizes unmentioned objects by cuing from image semantics when concentrating on their objects of interest (Fig. 1 second row, selective descriptions for only the jar and flowers); and (iii) for scarce-level descriptions that lack meaningful color information, it switches to the automatic colorization model (Fig. 1 third row, omitted descriptions for the pizza and restaurant)).

To achieve the above goal, we present **L-CAD** to perform **L**anguage-based **C**olorization with **A**ny-level **D**escriptions. Given the inherent ambiguity in the number of objects mentioned in any-level descriptions, we leverage the pretrained cross-modality generative model (i.e., Stable Diffusion [34]) to utilize its robust language understanding for mentioned objects and rich color priors for unmentioned ones. However, as the generative model is not specifically designed for colorization, it faces challenges in spatial alignment with grayscale inputs. To address this, we develop a luminance-guided compression module that aligns with grayscale images in the pixel space, preserving local spatial structures. We also design a channel-extended convolution operator to prevent the ghosting effect by aligning with descriptions in the latent space. Additionally, to handle descriptions with diverse levels of details and complex scenarios, we develop an instance-aware sampling strategy that roughly estimates object contours in the latent space and assigns color features to their corresponding regions. Our approach is not limited by the number of objects mentioned in descriptions, enabling effective handling of any-level descriptions.

Our contributions could be summarized as follows:

- We propose a unified model that adaptively understands any-level descriptions, achieving state-of-the-art performance in both automatic and language-based colorization methods.
- We develop novel modules to preserve local spatial structures and prevent the ghosting effect by aligning with input conditions in both the pixel space and the latent space.
- We present the instance-aware sampling strategy to correctly assign colors to corresponding objects, enabling effective colorization in diverse and complex scenarios.

2 Related Works

2.1 Language-based colorization

Language-based colorization aims to leverage flexible and user-friendly language descriptions to produce visually pleasing results with descriptions that contain objects and their corresponding colors.

Manjunatha *et al.* [27] introduce the FILM pipeline, which employs feature-wise affine transformations to incorporate language descriptions in the grayscale image colorization process. Similarly, Chen *et al.* [7] utilize a recurrent attentive model to spatially fuse image and language features. To gain a deeper understanding of grayscale images, Xie *et al.* [49] use additional segmentation masks and introduce semantic segmentation as a side task. L-CoDe [45] and L-CoDer [5] rely on additionally annotated correspondences between object words and color words for guidance, enabling the model to assign specific color words to image regions. To achieve instance-aware colorization, L-CoIns [6] presents the grouping mechanism to automatically aggregate similar image patches. In this paper, we further explore the effective approach to enhance the robustness of language-based colorization, *e.g.*, assigning vivid colors for objects unmentioned in the description.

2.2 Automatic colorization

Automatic colorization aims to estimate the missing chromatic channels in grayscale images, generating diverse, colorful, and plausible results without relying on additional user-provided guidance. Chen *et al.* [8] pioneer the first deep-learning-based automatic colorization approach, utilizing handcrafted features. With the advent of CNNs, which significantly increases the representation ability of the neural network, researchers have focused on developing adaptive feature extraction modules [10; 17; 23]. Recently, advanced generative models, *e.g.*, VAEs [9], GANs [4; 15; 40; 41], cINNs [2], and Transformers [18; 22; 47], have been employed to better fit real-world color distributions and produce vivid colorization results. Concurrently, other works have explored incorporating various priors to achieve accurate colorization semantics, including segmentation masks [56; 55], detection boxes [39], rich color prior [44; 52], and pretrained generative models [20; 46]. Despite these advances, automatic colorization still faces challenges in handling multi-modal uncertainty. Considering that rich image semantics are encapsulated in language descriptions, we utilize the prior knowledge from the pretrained cross-modality generative model, *i.e.*, Stable Diffusion [34], to alleviate this issue.

2.3 Text-driven image editing

Leveraging the flexibility of description representation, text-driven image editing methods enable precise control over image color, style, contour, and high-level semantics. Early works [24; 43; 51] develop text injection modules and design supervisory signals based on the conditional GAN [29]. Recently, with the development of diffusion models [13; 38], researchers show increasing interests in exploiting text-driven image generation [32; 33; 37], as well as diverse image editing tasks, *e.g.*, text-guided image inpainting [34; 48], inversion-based style transfer [54], and text-driven image-to-image translation [19]. To reduce resource consumption, some researchers build models based on pretrained generative models by advanced sampling strategies [28; 30] or finetuning their weights [35; 50]. Although language-based colorization could be considered as a specialized text-driven image editing task, existing methods utilizing pretrained generative models hardly or seldom succeed in instance-aware colorization due to their failure to spatially align with input grayscale images.

3 Methodology

In this section, we first provide a brief review of related diffusion models [13; 34; 38] in Sec. 3.1 to make this paper self-contained. Following that, we delve into the details of designed modules that spatially align with input conditions in Secs. 3.2 and 3.3. Next, we present the instance-aware sampling strategy for effective colorization in diverse and complex scenarios in Sec. 3.4. Finally, training details are shown in Sec. 3.5.

3.1 Preliminaries

Diffusion models [13; 38] are one type of generative models that learn to represent the distribution of images from a given dataset. During the inference process, these models iteratively refine a random noise sample $x_T \sim \mathcal{N}(0, 1)$ until it converges to a photorealistic image x_0 . At each step $t \in \{0, \dots, T\}$, the intermediate sample x_t is computed as:

$$x_t = \sqrt{\alpha_t}x_0 + \sqrt{1 - \alpha_t}\epsilon_t, \quad (1)$$

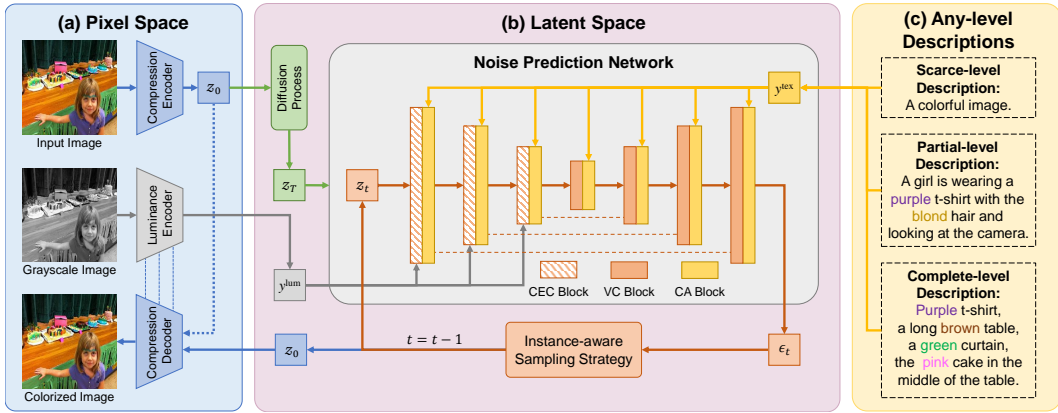


Figure 2: The framework of L-CAD. (a) We introduce an additional luminance encoder to capture multi-scale features from the grayscale image, which preserves local spatial structures of grayscale images and guides the decoding process in the latent space back to pixel space (Sec. 3.2). (b) We modify the noise prediction network by replacing Vanilla Convolution (VC) blocks with our proposed Channel-Extended Convolution (CEC) blocks within each downsampling module before Cross-Attention (CA) blocks. This prevents the ghosting effect by aligning with descriptions in the latent space (Sec. 3.3). For visualizing the colorized image, we further present the instance-aware sampling strategy to correctly assign colors to corresponding objects for descriptions with diverse levels of details and complex scenarios (Sec. 3.4). (c) During training, our model randomly receives any-level descriptions to increase the robustness of colorization (Sec. 3.5).

where $\epsilon_t \sim \mathcal{N}(0, 1)$ is the Gaussian noise at step t . In diffusion models, a neural network denoted as ϵ_θ is employed at each step to predict the noise ϵ_t , guiding the model in the process of reversing x_t to x_{t-1} through a denoising procedure.

Diffusion models can be extended to handle conditional generative tasks by incorporating an additional condition y . In this case, the noise prediction network ϵ_θ takes three parameters as input: the noise sample x_t , the step t , and the condition y . This enables the diffusion process to generate results that are consistent with the given condition. To achieve the denoising objective, diffusion models typically utilize a simple \mathcal{L}_2 loss, aiming to minimize the discrepancy between the learned image distribution and the target distribution. The loss function can be formulated as:

$$\mathcal{L}_{\text{dm}} = \mathbb{E}_{t, x_0, \epsilon \sim \mathcal{N}(0, 1)} [\|\epsilon_t - \epsilon_\theta(x_t, t, y)\|^2]. \quad (2)$$

To address the challenges of resource consumption and high-resolution image generation, Stable Diffusion [34] introduces a perceptual compression model to make the latent space perceptually equivalent to the image space. This enables the diffusion process to be performed in the compressed latent space. Specifically, it adopts a compression encoder \mathcal{E} to encode the given image x into latent space as $z = \mathcal{E}(x)$, and a compression decoder \mathcal{D} to reconstruct the image as $\tilde{x} = \mathcal{D}(z)$. Notably, the noise prediction network ϵ_θ is trained to learn the distribution of the latent representation z instead of the input image x .

In this paper, our goal is to leverage Stable Diffusion [34]’s robust language understanding and rich color priors for language-based colorization with any-level descriptions.

3.2 Luminance-guided image compression

While Stable Diffusion [34] demonstrates superior performance in text-driven image editing, it lacks the ability to preserve local spatial structures of input grayscale images, which is essential for the colorization task. To address this limitation, we propose the incorporation of an additional luminance encoder in the pixel space. This encoder serves as a bridge between the colorization results and the grayscale images, ensuring better alignment between the two.

As shown in Fig. 2 (a), the colorful image is encoded into the latent representation by the compression encoder, while the luminance encoder extracts multi-scale features from grayscale images, preserving local structural semantics. These features are incorporated into the corresponding scales of the compression decoder, guiding the decoding process from the latent space to the pixel space. The luminance encoder adopts the same architecture as the compression encoder, with the weights of the compression encoder and decoder fixed to retain prior knowledge from the pretrained model.

Inspired by LDL [25], we observe that erroneous pixels in regions with regular and sharp structures significantly damage visual perception. To address this, we propose a method to identify and minimize the discrepancy between colorization results and grayscale images by leveraging these erroneous pixels as references. Specifically, we calculate the residual δ between the ground truth image x and the colorized result \tilde{x} . By computing the variance of the residual within local square windows at each position, we generate an artifact map denoted as M^{art} as:

$$M_{h,w}^{\text{art}} = \sum_{p \in \Omega(h,w)} \left(\frac{\delta_p - \mu_p}{N_{\text{win}}} \right)^2, \quad \mu_p = \sum_{p \in \Omega(h,w)} \frac{\delta_p}{N_{\text{win}}^2}, \quad (3)$$

where p denotes the position index of the local window Ω centered on position (h, w) and N_{win} is the local window size. We apply the artifact map as a weight to the image reconstruction loss as $\mathcal{L}_{\text{rec}} = \|M^{\text{art}} \odot (x - \tilde{x})\|_1$.

Our total loss to train our model in pixel space is as follows:

$$\mathcal{L}_{\text{pix}} = \mathcal{L}_{\text{rec}} + \alpha \mathcal{L}_{\text{dis}} + \beta \mathcal{L}_{\text{per}}, \quad (4)$$

where $\alpha = 1.0$ and $\beta = 0.5$ are weighting parameters, the discriminator loss \mathcal{L}_{dis} and the perceptual loss \mathcal{L}_{per} are adopted to improve the overall quality of reconstructed images.

3.3 Semantic-aligned latent representation

In Stable Diffusion [34], descriptions are incorporated into the latent representation using Cross-Attention (CA) blocks to ensure flexibility. However, this approach leads to the ghosting effect as color features are assigned outside the intended regions. To address this, we focus on maintaining semantic alignment between descriptions and grayscale images within the latent space.

In Fig. 2 (b), we replace Vanilla Convolution (VC) blocks in the noise prediction network with our novel Channel-Extended Convolution (CEC) blocks within each downsampling module. These CEC blocks receive the resized luminance features y^{lum} from the luminance encoder in the pixel space as additional guidance. By leveraging extended channels, CEC blocks could effectively capture the local structural semantics of the luminance in the latent space. We formulate the channel-extended convolution as:

$$f'_{h,w} = \sum_{i=0}^{N_k-1} \sum_{j=0}^{N_k-1} \left(\sum_{k=1}^{N_{\text{fix}}} \omega_{i,j,k}^{\text{fix}} f_{p,q,k} + \sum_{k=1}^{N_{\text{ext}}} \omega_{i,j,N_{\text{fix}}+k}^{\text{ext}} \bar{y}_{p,q,k}^{\text{lum}} \right), \quad (5)$$

where $h, w, p = h + i - N_k/2$ and $q = w + j - N_k/2$ are position index of feature maps, f and f' are separately feature maps before and after performing the convolution, N_k is the kernel size, N_{fix} and N_{ext} separately mean the number of fixed channels and extended channels, \bar{y}^{lum} denote resized luminance features. To preserve the robust language understanding and rich color priors of the pretrained generative model, we keep the weights ω^{fix} fixed during training. Additionally, we initialize the weights of extended channels ω^{ext} to zero, ensuring that our model maintains functional equivalence to the pretrained generative model prior to training.

We use skip connections between downsampling and upsampling modules to guide the upsampling process with luminance features. To expedite training convergence, we utilize Channel-Extended Convolution (CEC) blocks only in downsampling modules.

The loss for training the denoising network in the latent space is:

$$\mathcal{L}_{\text{lat}} = \mathbb{E}_{t, z_0, \epsilon \sim \mathcal{N}(0,1)} [\|\epsilon_t - \epsilon_\theta(z_t, t, y^{\text{tex}}, y^{\text{lum}})\|^2], \quad (6)$$

where y^{tex} is any-level descriptions encoded by the text encoder of CLIP [31].

3.4 Instance-aware sampling strategy

To ensure accurate color assignment to objects in images with diverse and complex descriptions, we propose an instance-aware sampling strategy. This strategy draws inspiration from the effectiveness of InstColor [39], which employs an auxiliary recognition model to enhance instance-aware performance.

Table 1: Quantitative comparisons with language-based colorization methods (left) and automatic colorization methods (right). * marks our method receiving scarce-level descriptions. \uparrow (\downarrow) means higher (lower) is better. Throughout this paper, best performances are highlighted in **bold**.

Comparison with language-based colorization methods							Comparison with automatic colorization methods						
Method	Extended COCO-Stuff			Multi-instance			Method	Extended COCO-Stuff			Multi-instance		
	PSNR \uparrow	SSIM \uparrow	LPIPS \downarrow	PSNR \uparrow	SSIM \uparrow	LPIPS \downarrow		PSNR \uparrow	SSIM \uparrow	LPIPS \downarrow	PSNR \uparrow	SSIM \uparrow	LPIPS \downarrow
LBIE	22.02	.8519	.265	21.92	.8697	.260	CIC	22.03	.8893	.232	21.95	.8754	.239
ML2018	21.06	.8533	.282	20.54	.8495	.294	InstColor	23.76	.8979	.195	23.59	.8968	.199
Xie2018	21.92	.8764	.233	20.04	.8530	.268	ChromaGAN	22.08	.8416	.275	22.41	.8584	.248
L-CoDe	24.86	.9091	.166	23.84	.9056	.176	BigColor	21.45	.8868	.236	21.43	.8824	.225
L-CoDer	25.03	.9125	.162	24.16	.9135	.168	DISCO	20.62	.8744	.212	20.81	.8762	.204
L-CoIns	25.10	.9151	.159	24.74	.9141	.156	CT ²	23.16	.9030	.191	22.65	.8993	.193
W/o LIC	23.87	.8866	.190	23.96	.9047	.160	W/o LIC*	22.25	.8584	.206	22.53	.8697	.176
W/o SLR	17.26	.5984	.587	15.61	.4879	.531	W/o SLR*	15.73	.6132	.512	14.18	.5732	.472
W/o ISS	25.32	.9174	.147	24.57	.9138	.149	W/o ISS*	24.24	.9073	.159	24.07	.9054	.165
L-CAD	25.97	.9191	.142	25.51	.9156	.127	L-CAD*	24.33	.9114	.157	24.19	.9108	.164

By incorporating the instance-aware sampling strategy into our colorization process, we aim to improve the accuracy and effectiveness of assigning colors to corresponding objects.

To improve instance-awareness, we employ a referring segmentation model (e.g., SAM [21]) to estimate object contours mentioned in the description (M^{est}). Attention maps (M_l^{att}) at the l -th CA block control colorized regions for each color word. We normalize the attention maps with Sigmoid and refine them iteratively by aligning with downsampled estimated contours. After that, we apply the denoising process in DDIM [38]. Algorithm 1 outlines our instance-aware sampling strategy.

Algorithm 1: Instance-aware sampling strategy

input : Roughly estimated object contour M^{est}

output : Colorized latent representation z_0

for $t = T \dots 1$ **do**

$-, M_*^{\text{att}} = \epsilon_\theta(z_t, t, y^{\text{lum}}, y^{\text{tex}})$

for $l = 1 \dots L$ **do**

$\hat{M}_l^{\text{est}} \leftarrow \text{Downsampling}(M^{\text{est}}, l)$

$M_l^{\text{att}} \leftarrow \text{Sigmoid}(M_l^{\text{att}})$

$\hat{M}_l^{\text{att}} \leftarrow M_l^{\text{att}} - \lambda \nabla_{M_l^{\text{att}}} \mathcal{L}_{\text{BCE}}(M_l^{\text{att}}, \hat{M}_l^{\text{est}})$

end

$\hat{\epsilon}_{t,-} = \epsilon_\theta(z_t, t, y^{\text{lum}}, y^{\text{tex}}) \{M_*^{\text{att}} \leftarrow \hat{M}_*^{\text{att}}\}$

$z_{t-1} = \text{DDIM}(z_t, \hat{\epsilon}_{t,-})$

end

Our instance-aware sampling strategy does not heavily rely on precise segmentation results from the referring segmentation model. This is due to the following reasons: (i) Our sampling is performed in the latent space using low-resolution segmentation results, mitigating the impact of segmentation imprecision. (ii) When decoding the latent representation into the pixel space, the compression decoder, guided by local structural semantics from grayscale images, could adaptively fix color bleeding issues to produce visually pleasing results.

3.5 Learning and implementation details

During training, we utilize the classifier-free guidance [14] to supervise the colorization process conditioned on descriptions. To increase robustness for any-level descriptions, we randomly replace 30% of the complete-level and partial-level descriptions with scarce-level descriptions. The pixel space modules are trained using Eq. (4) with a batch size of 8 for 10 epochs until convergence. Subsequently, we fix their weights and train the noise prediction network in the latent space using Eq. (6) for 50 epochs. The training process takes approximately 60 hours and is performed on 2 NVIDIA GeForce 3090Ti graphic cards. We employ the Adam optimizer with a learning rate of 1×10^{-6} for the pixel space and 5×10^{-5} for the latent space to minimize the losses. For sampling, we use the DDIM sampling method [38] with 50 sampling steps.

4 Experiment

Dataset. We conduct our experiments on language-based colorization datasets: (i) the extended COCO-Stuff dataset [45], which is built upon the COCO-Stuff dataset [3] by discarding unqualified samples for the colorization task, including 59K training images and 2.4K evaluation images; and (ii)




Figure 3: Compared with language-based colorization methods, our model achieves correct instance-aware colorization while improving the colorized quality for unmentioned objects.



Figure 4: Compared with automatic colorization methods, our model shows comparable performance with scarce-level descriptions that lack meaningful color information.

the multi-instance dataset [6], which provides samples featuring multiple instances with different visual characteristics within a single image, including 65K training images and 7K evaluation images. For both datasets, each image is accompanied by a corresponding language description.

4.1 Comparison with state-of-the-art methods

We make comparisons with language-based colorization methods (*e.g.*, LBIE [7], ML2018 [27], Xie2018 [49], L-CoDe [45], L-CoDer [5], and L-CoIns [6]) and automatic colorization methods (*e.g.*, CIC [52], InstColor [39], ChromaGAN [40], BigColor [20], DISCO [47], and CT² [44]) to demonstrate that our model is capable of effectively handling any-level descriptions.

Qualitative comparisons. Previous language-based colorization methods assume that users provide comprehensive color descriptions, resulting in suboptimal performance, particularly for objects without corresponding color descriptions. In contrast, leveraging the prior knowledge of Stable Diffusion [34] and our newly proposed instance-aware sampling strategy, our L-CAD presents vivid colorization results with any-level descriptions, as shown in Fig. 3. we further make comparisons with automatic colorization methods using scarce-level descriptions that lack meaningful color information. As shown in Fig. 4, our model still produces superior colorization results.

Quantitative comparisons. Following previous works [5; 6; 45], we use Peak Signal-to-Noise Ratio (PSNR) [16], Structural Similarity Index Measure (SSIM) [42], and Learned Perceptual Image Patch

Table 2: User study results. * marks our method receiving scarce-level descriptions. Ours (L-CAD) clearly produces a higher score than state-of-the-art methods on both datasets.

Corresponding experiment			Reality experiment		
Method	Extended COCO-Stuff	Multi-instance	Method	Extended COCO-Stuff	Multi-instance
LBIE	1.68%	3.20%	CIC	6.24%	3.76%
ML2018	3.28%	4.92%	InstColor	11.68%	10.36%
Xie2018	0.96%	1.72%	ChromaGAN	7.16%	6.32%
L-CoDe	11.56%	11.32%	BigColor	11.48%	9.56%
L-CoDer	16.32%	15.24%	DISCO	8.92%	10.84%
L-CoIns	24.76%	19.56%	CT ²	13.36%	12.92%
Ours	41.44%	44.04%	Ours*	19.72%	20.28%
Ground truth	N/A	N/A	Ground truth	21.44%	25.96%




Figure 5: Ablation study. When our proposed modules are disable, results become counterintuitive.

Similarity (LPIPS) [53] to qualitatively evaluate the quality of colorization. With complete-level and partial-level descriptions, our method (L-CAD) outperforms all language-based colorization methods. Furthermore, with scarce-level descriptions, our method shows a distinct advantage over automatic colorization methods. As shown in Tab. 1, our method achieves the best PSNR, SSIM, and LPIPS scores on both datasets.

4.2 User study

We further conduct user studies to evaluate the subjective perception of human observers: (i) Corresponding experiment: We apply language-based colorization methods to colorize images with random complete-level or partial-level descriptions. Participants are instructed to select the image that best matches the description. (ii) Reality experiment: Participants are asked to select the image they perceive to be the most visually realistic among the real image, images colorized by our method with scarce-level descriptions, and those colorized by automatic colorization methods. For each experiment, we randomly select 100 samples from the testing images of each dataset, and conduct them independently by 25 volunteers on the Amazon Mechanical Turk (AMT). As shown in Tab. 2, our method achieves the highest scores in both experiments.

4.3 Ablation Study and Discussion

We create three baselines to study the impact of our proposed modules and the sampling strategy. The evaluation scores and colorization results of the ablation study are shown in Tab. 1 and Fig. 5.

W/o Luminance-guided Image Compression (LIC). We disable the luminance encoder in the pixel space and revert to using the perceptual compression model in [34]. Without the guidance of multi-scale grayscale features, the model cannot correctly preserve local spatial structures.




Figure 6: Compared with text-driven editing methods, our model colorizes images to be spatially aligned with grayscale images.




Figure 7: Examples of applying our method to colorize legacy photos with any-level descriptions.

W/o Semantic-aligned Latent Representation (SLR). We remove luminance features that guide the semantic alignment in the latent space and therefore replace channel-extended convolution blocks with vanilla convolution blocks. As a result, the obvious ghosting effect occurs in colorized images.

W/o Instance-aware Sampling Strategy (ISS). We replace the instance-aware sampling strategy with the standard DDIM [38], which significantly degrades the performance of the model to correctly assign colors to corresponding objects that have different descriptions.

Discussion. Recent studies (*e.g.*, ControlNet [50], Pix2PixZero [30], and SDEdit [28]) could also edit images with descriptions, based on the pretrained generative models. However, these methods are not tailored to the colorization task, resulting in challenges related to preserving local spatial structures, leveraging rich color priors, and learning correspondence between objects and color words. These limitations make it difficult for them to perform instance-aware colorization with any-level descriptions. We present their unsuitability in Fig. 6.

4.4 Application

We apply our method to colorize legacy black-and-white photos using descriptions at the complete, partial, and scarce levels, respectively. Results are presented sequentially from left to right in Fig. 7, which demonstrates the robust generalization capability of our model.

5 Conclusion

We present **L-CAD**, a unified model to perform **L**anguage-based **C**olorization with **A**ny-level **D**escriptions. Leveraging the prior knowledge of the pretrained model, we design novel modules to preserve local spatial structures and prevent the ghosting effect. We further propose the instance-aware sampling strategy to colorize diverse and complex scenarios. We demonstrate our model could handle any-level descriptions by making comparisons with language-based colorization methods with complete-level and partial-level descriptions, as well as automatic colorization methods with scarce-level descriptions. Both qualitative and quantitative results demonstrate our superior performance.

Limitations. Our model as a diffusion model takes an additional sampling process for visualizing colorization results. This requirement considerably slows down the generation speed, and further limits the potential for real-time applications of our model. To address this concern, adopting advanced fast sampling methods (*e.g.*, DPM-Solver [26]) could be a promising direction.

6 Appendix

6.1 Evaluation on ImageNet dataset

We conduct extensive experiments on the widely-used ImageNet dataset [36], including 1.3M images covering 1000 categories, to evaluate the performance of our L-CAD for automatic colorization. To provide a comprehensive evaluation, we introduce the Fréchet inception distance [12] to quantify the distribution gap between colorized images and ground truth images, as well as the colorfulness score [11] to reflect the vividness of colorized images. Following previous works [2; 22; 44], we evaluate our model on the first 5K images of the public validation set, where all the test images are center cropped and resized into 256×256 resolution.

As shown in Tab. 3, our model achieves top scores in FID, PSNR, SSIM, and LPIPS metrics, and demonstrates comparable performance in colorfulness metrics. These results indicate that our model aims to achieve photo-realistic colorization, emphasizing natural tones rather than exaggerated saturation. It should be noted that due to the absence of provided descriptions in the ImageNet dataset [36], our model is trained solely with scarce-level descriptions (*e.g.*, “a colorful image”) and leverage the rich image semantics encapsulated in language-based descriptions by initializing weights pretrained on the extended COCO-Stuff dataset [45]. This deviates from the training strategy adopted in language-based colorization datasets [6; 45] (detailed in Sec. 3.5 of the main paper), potentially affecting the performance of our model.

Table 3: Quantitative comparison with automatic colorization methods. * marks our method receiving scarce-level descriptions. \uparrow (\downarrow) means higher (lower) is better and best performances are highlighted in **bold**.

Method	FID \downarrow	PSNR \uparrow	SSIM \uparrow	LPIPS \downarrow	colorful \uparrow	Δ colorful \downarrow
CIC [52]	8.72	22.64	0.91	0.22	31.60	4.72
DeOldify [1]	9.45	21.12	0.83	0.24	22.70	13.62
ChromaGAN [40]	7.66	23.35	0.90	0.21	27.88	8.43
InstColor [39]	8.06	23.28	0.91	0.21	24.87	11.44
GCP [46]	5.95	21.68	0.88	0.23	32.98	3.34
BigColor [20]	10.08	21.35	0.87	0.25	30.60	7.12
DSICO [47]	7.99	20.31	0.86	0.23	48.43	10.70
ColTran [22]	6.44	20.95	0.80	0.29	34.50	2.24
CT ² [44]	5.51	23.50	0.92	0.19	38.48	2.17
ColorFormer [18]	4.64	23.14	0.89	0.18	37.95	0.23
L-CAD*	4.36	24.47	0.92	0.16	34.04	3.68

6.2 Robustness for contour estimation

In our approach, we leverage a referring segmentation model (*e.g.*, SAM [21]) to roughly estimate object contours mentioned in the description, which enables us to perform the instance-aware sampling strategy (details in Sec. 3.4 of the main paper). To further demonstrate the robustness of our model in contour estimation, we manually annotate a sequence of contours ranging from coarse to fine and visualize the corresponding colorization results.

As shown in Figure 8, our model presents a remarkable ability to produce condition-consistent colorization results even using imprecise contours. This is because the sampling is performed in the latent space using downsampled contours and the compression decoder in the pixel space could adaptively fix color bleeding issues. Since scarce-level descriptions lack meaningful color information for specific objects, we only show colorization results using complete-level and partial-level descriptions.




Figure 8: Visualization of colorization results by applying contours from coarse to fine. This demonstrates the robustness of our model in contour estimation.

6.3 Additional comparison results

As presented in Sec. 4.1 of the main paper, we comprehensively evaluate our method on language-based colorization datasets, where we make comparisons with language-based colorization methods (*e.g.*, LBIE [7], ML2018 [27], Xie2018 [49], L-CoDe [45], L-CoDer [5], and L-CoIns [6]) using complete-level and partial level descriptions, and comparisons with automatic colorization methods (*e.g.*, CIC [52], InstColor [39], ChromaGAN [40], BigColor [20], DISCO [47], and CT² [44]) using scarce-level descriptions.

Following the evaluation protocol on ImageNet dataset [36], we evaluate colorization results at the more common resolution of 256×256 , instead of 224×224 resolution in previous works [5; 6; 45]. This higher resolution increases the difficulty of the colorization, resulting in slightly lower scores for the quantitative metrics (see Tab. 1 of the main paper), compared to those reported in previous works [5; 6; 45]. Additionally, we provide more qualitative comparison results with language-based colorization methods and automatic colorization methods in Fig. 9 and Fig. 10, respectively.

6.4 Additional ablation results

To demonstrate the effectiveness of our proposed luminance-guided image compression, semantic-aligned latent representation, and instance-aware sampling strategy (details in Sec. 4.3 of the main paper), we create three baselines by disabling corresponding modules. Additional qualitative ablation study results are shown in Fig. 11.

6.5 Additional application results

We demonstrate our generalization capability by showing more colorization results on legacy black-and-white photos in Fig. 12, where results are presented sequentially from left to right using descriptions at the complete, partial, and scarce levels.

6.6 Diverse colorization results

By leveraging the inherent stochasticity of diffusion models [13; 38], which sample noise from a Gaussian distribution at each step of the denoising process, our method could effectively generate diverse colorization results for unmentioned objects in descriptions. We show our diverse colorization results with partial-level and scarce-level descriptions in Fig. 13.

Furthermore, we present more challenging results of our L-CAD using complete-level, partial-level, and scarce-level descriptions in Fig. 14, Fig. 15, and Fig. 16, respectively. These demonstrate that our method could produce high-quality colorization results for diverse and complex scenarios.




Figure 9: More comparison results with language-based colorization methods.




Figure 10: More comparison results with automatic colorization methods.

Complete level	The boy is wearing a yellow T-shirt, a white hat, and blue pants, holding a pizza.						
Partial level	A purple bus is parked on the roadside.						
Scarce level	A colorful image.						
	Description	Grayscale	Ground Truth	W/o LIC	W/o SLR	W/o ISS	Ours

Figure 11: More ablation study results.

							A colorful image.
1960. "Judge Myles Paige. Columbus, Georgia."	In front of the green vegetable stand stood a man in yellow clothes and green trousers.	1957. "Plymouth vs. Ford on the streets of Oakland circa."	There was a cyan car in the middle of the road.	There was a yellow car in the middle of the road.	1940. "The family of Mr. Timothy Levy Crouch at their Thanksgiving Day dinner"		
							A colorful image.
1897. "Palm walk on Lake Worth, Palm Beach."	There are many green trees along the beige path.	1925. "Washington, D.C. Judge Geo. H. MacDonald & Geo. G. Adams."	The man on the left was wearing an orange suit and the man on the right is wearing a pink suit.	The man on the left was wearing a gray suit and the man on the right is wearing a khaki suit.	1940. "Stephen A. Lynch Jr. residence, Sunset Island, Miami Beach."		

Figure 12: More colorization results of legacy black-and-white photos.

Partial level	The girl wearing an orange top is sitting on a skateboard.				A blue fire hydrant in the wilderness.			
	The white boat and oars are on the beach.				An orange train passes through the forest.			
	Description	Grayscale	Ours	Ours	Description	Grayscale	Ours	Ours
Scarce level								
	Grayscale	Ours	Ours	Ours	Grayscale	Ours	Ours	Ours

Figure 13: Diverse colorization results.

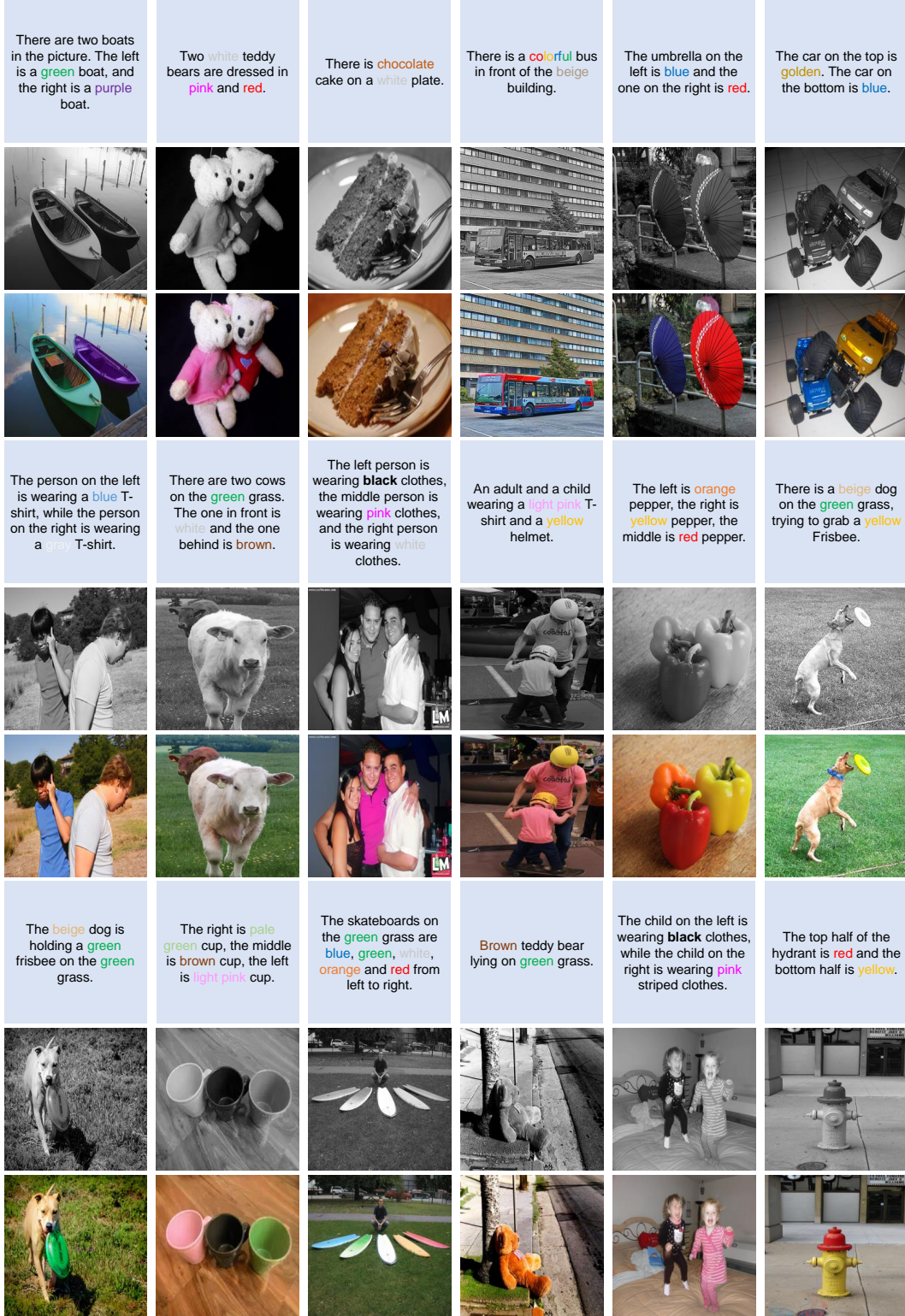


Figure 14: More results of our L-CAD using complete-level descriptions.

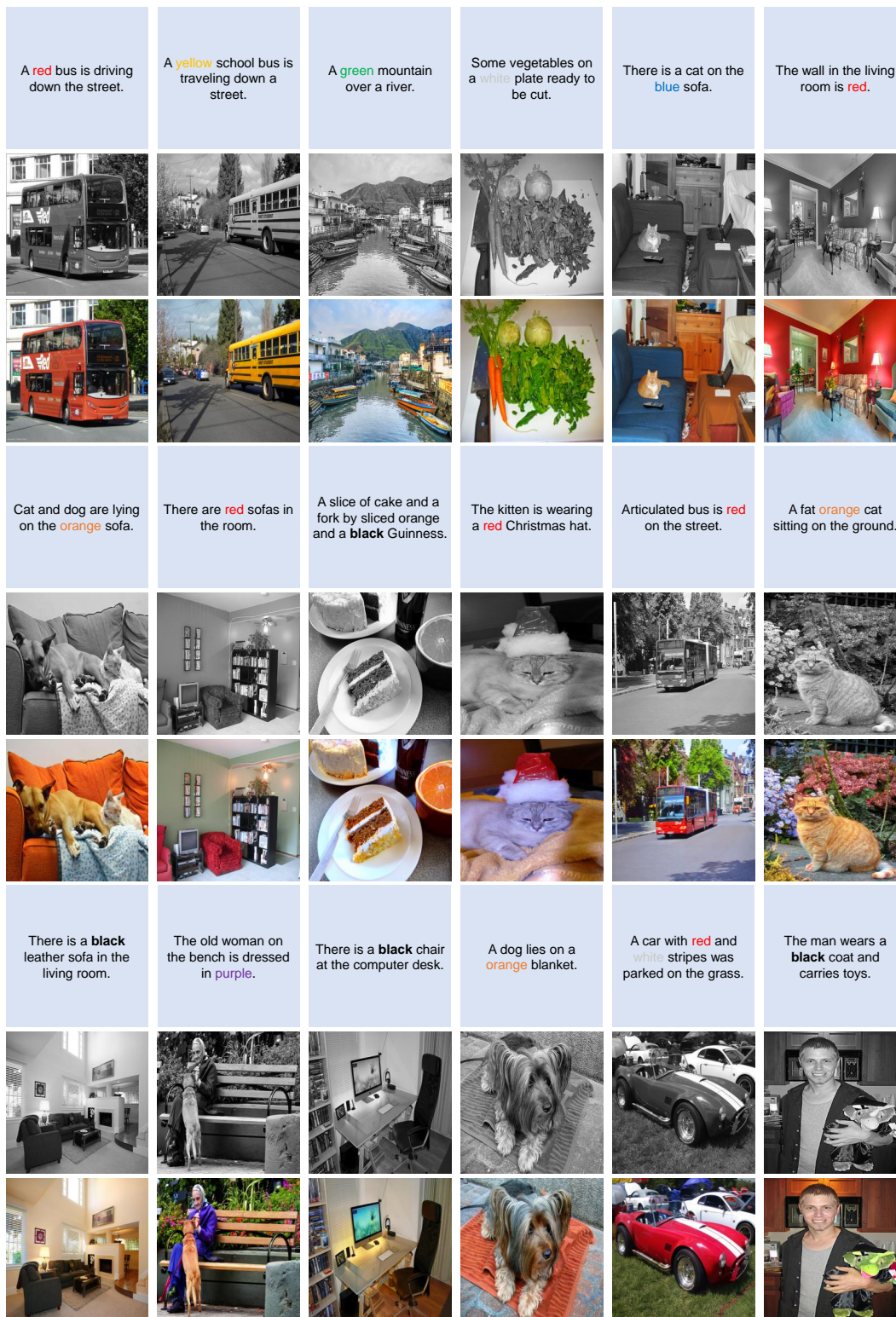


Figure 15: More results of our L-CAD using partial-level descriptions.




Figure 16: More results of our L-CAD using scarce-level descriptions.

References

- [1] J. Antic. A deep learning based project for colorizing and restoring old images (and video!).
- [2] L. Ardizzone, C. Lüth, J. Kruse, C. Rother, and U. Köthe. Guided image generation with conditional invertible neural networks. *arXiv preprint arXiv:1907.02392*, 2019.
- [3] H. Caesar, J. Uijlings, and V. Ferrari. COCO-Stuff: Thing and stuff classes in context. In *CVPR*, 2018.
- [4] Y. Cao, Z. Zhou, W. Zhang, and Y. Yu. Unsupervised diverse colorization via generative adversarial networks. In *ECML-PKDD*, 2017.
- [5] Z. Chang, S. Weng, Y. Li, S. Li, and B. Shi. L-CoDer: Language-based colorization with color-object decoupling transformer. In *ECCV*, 2022.
- [6] Z. Chang, S. Weng, P. Zhang, Y. Li, S. Li, and B. Shi. L-CoIns: Language-based colorization with instance awareness. In *CVPR*, 2023.
- [7] J. Chen, Y. Shen, J. Gao, J. Liu, and X. Liu. Language-based image editing with recurrent attentive models. In *CVPR*, 2018.
- [8] Z. Cheng, Q. Yang, and B. Sheng. Deep colorization. In *ICCV*, 2015.
- [9] A. Deshpande, J. Lu, M.-C. Yeh, M. Jin Chong, and D. Forsyth. Learning diverse image colorization. In *CVPR*, 2017.
- [10] S. Guadarrama, R. Dahl, D. Bieber, M. Norouzi, J. Shlens, and K. Murphy. PixColor: Pixel recursive colorization. *arXiv preprint arXiv:1705.07208*, 2017.
- [11] D. Hasler and S. E. Suesstrunk. Measuring colorfulness in natural images. In *Human vision and electronic imaging VIII*, 2003.
- [12] M. Heusel, H. Ramsauer, T. Unterthiner, B. Nessler, G. Klambauer, and S. Hochreiter. GANs trained by a two time-scale update rule converge to a nash equilibrium. In *NIPS*, 2017.
- [13] J. Ho, A. Jain, and P. Abbeel. Denoising diffusion probabilistic models. In *NIPS*, 2020.
- [14] J. Ho and T. Salimans. Classifier-free diffusion guidance. In *NeurIPS 2021 Workshop on Deep Generative Models and Downstream Applications*.
- [15] Z. Huang, N. Zhao, and J. Liao. UniColor: A unified framework for multi-modal colorization with transformer. In *SIGGRAPH Asia*, 2022.
- [16] Q. Huynh-Thu and M. Ghanbari. Scope of validity of psnr in image/video quality assessment. *Electronics letters*, 2008.
- [17] S. Iizuka, E. Simo-Serra, and H. Ishikawa. Let there be color! Joint end-to-end learning of global and local image priors for automatic image colorization with simultaneous classification. *ToG*, 2016.
- [18] X. Ji, B. Jiang, D. Luo, G. Tao, W. Chu, Z. Xie, C. Wang, and Y. Tai. ColorFormer: Image colorization via color memory assisted hybrid-attention transformer. In *ECCV*, 2022.
- [19] B. Kawar, S. Zada, O. Lang, O. Tov, H. Chang, T. Dekel, I. Mosseri, and M. Irani. Imagic: Text-based real image editing with diffusion models. In *CVPR*, 2023.
- [20] G. Kim, K. Kang, S. Kim, H. Lee, S. Kim, J. Kim, S.-H. Baek, and S. Cho. BigColor: Colorization using a generative color prior for natural images. In *ECCV*, 2022.
- [21] A. Kirillov, E. Mintun, N. Ravi, H. Mao, C. Rolland, L. Gustafson, T. Xiao, S. Whitehead, A. C. Berg, W.-Y. Lo, et al. Segment anything. *arXiv preprint arXiv:2304.02643*, 2023.
- [22] M. Kumar, D. Weissenborn, and N. Kalchbrenner. Colorization transformer. In *ICLR*, 2021.
- [23] G. Larsson, M. Maire, and G. Shakhnarovich. Learning representations for automatic colorization. In *ECCV*, 2016.
- [24] B. Li, X. Qi, T. Lukasiewicz, and P. H. Torr. ManiGAN: Text-guided image manipulation. In *CVPR*, 2020.
- [25] J. Liang, H. Zeng, and L. Zhang. Details or artifacts: A locally discriminative learning approach to realistic image super-resolution. In *CVPR*, 2022.

- [26] C. Lu, Y. Zhou, F. Bao, J. Chen, C. Li, and J. Zhu. DPM-Solver: A fast ODE solver for diffusion probabilistic model sampling in around 10 steps. In *NIPS*, 2022.
- [27] V. Manjunatha, M. Iyyer, J. Boyd-Graber, and L. Davis. Learning to color from language. In *NAACL*, 2018.
- [28] C. Meng, Y. He, Y. Song, J. Song, J. Wu, J.-Y. Zhu, and S. Ermon. SDEdit: Guided image synthesis and editing with stochastic differential equations. In *ICLR*, 2021.
- [29] T. Miyato and M. Koyama. CGANs with projection discriminator. In *ICLR*, 2018.
- [30] G. Parmar, K. K. Singh, R. Zhang, Y. Li, J. Lu, and J.-Y. Zhu. Zero-shot image-to-image translation. *arXiv preprint arXiv:2302.03027*, 2023.
- [31] A. Radford, J. W. Kim, C. Hallacy, A. Ramesh, G. Goh, S. Agarwal, G. Sastry, A. Askell, P. Mishkin, J. Clark, et al. Learning transferable visual models from natural language supervision. In *ICML*, 2021.
- [32] A. Ramesh, P. Dhariwal, A. Nichol, C. Chu, and M. Chen. Hierarchical text-conditional image generation with clip latents. *arXiv preprint arXiv:2204.06125*, 2022.
- [33] A. Ramesh, M. Pavlov, G. Goh, S. Gray, C. Voss, A. Radford, M. Chen, and I. Sutskever. Zero-shot text-to-image generation. In *ICML*, 2021.
- [34] R. Rombach, A. Blattmann, D. Lorenz, P. Esser, and B. Ommer. High-resolution image synthesis with latent diffusion models. In *CVPR*, 2022.
- [35] N. Ruiz, Y. Li, V. Jampani, Y. Pritch, M. Rubinstein, and K. Aberman. DreamBooth: Fine tuning text-to-image diffusion models for subject-driven generation. In *CVPR*, 2023.
- [36] O. Russakovsky, J. Deng, H. Su, J. Krause, S. Satheesh, S. Ma, Z. Huang, A. Karpathy, A. Khosla, M. Bernstein, et al. Imagenet large scale visual recognition challenge. *IJCV*, 2015.
- [37] C. Saharia, W. Chan, S. Saxena, L. Li, J. Whang, E. L. Denton, K. Ghasemipour, R. Gontijo Lopes, B. Karagol Ayan, T. Salimans, et al. Photorealistic text-to-image diffusion models with deep language understanding. In *NIPS*, 2022.
- [38] J. Song, C. Meng, and S. Ermon. Denoising diffusion implicit models. In *ICLR*, 2021.
- [39] J.-W. Su, H.-K. Chu, and J.-B. Huang. Instance-aware image colorization. In *CVPR*, 2020.
- [40] P. Vitoria, L. Raad, and C. Ballester. ChromaGAN: Adversarial picture colorization with semantic class distribution. In *WACV*, 2020.
- [41] Y. Wang, M. Xia, L. Qi, J. Shao, and Y. Qiao. PalGAN: Image colorization with palette generative adversarial networks. In *ECCV*, 2022.
- [42] Z. Wang, A. C. Bovik, H. R. Sheikh, and E. P. Simoncelli. Image quality assessment: from error visibility to structural similarity. *TIP*, 2004.
- [43] S. Weng, W. Li, D. Li, H. Jin, and B. Shi. Conditional image repainting via semantic bridge and piecewise value function. In *ECCV*, 2020.
- [44] S. Weng, J. Sun, Y. Li, S. Li, and B. Shi. CT²: Colorization transformer via color tokens. In *ECCV*, 2022.
- [45] S. Weng, H. Wu, Z. C. Chang, J. Tang, S. Li, and B. Shi. L-CoDe: Language-based colorization using color-object decoupled conditions. In *AAAI*, 2022.
- [46] Y. Wu, X. Wang, Y. Li, H. Zhang, X. Zhao, and Y. Shan. Towards vivid and diverse image colorization with generative color prior. In *ICCV*, 2021.
- [47] M. Xia, W. Hu, T.-T. Wong, and J. Wang. Disentangled image colorization via global anchors. *TOG*, 2022.
- [48] S. Xie, Z. Zhang, Z. Lin, T. Hinz, and K. Zhang. SmartBrush: Text and shape guided object inpainting with diffusion model. In *CVPR*, 2023.
- [49] Y. Xie. Language-guided image colorization. Master’s thesis, ETH Zurich, Departement of Computer Science, 2018.
- [50] L. Zhang and M. Agrawala. Adding conditional control to text-to-image diffusion models, 2023.

- [51] L. Zhang, Q. Chen, B. Hu, and S. Jiang. Text-guided neural image inpainting. In *ACM MM*, 2020.
- [52] R. Zhang, P. Isola, and A. A. Efros. Colorful image colorization. In *ECCV*, 2016.
- [53] R. Zhang, P. Isola, A. A. Efros, E. Shechtman, and O. Wang. The unreasonable effectiveness of deep features as a perceptual metric. In *CVPR*, 2018.
- [54] Y. Zhang, N. Huang, F. Tang, H. Huang, C. Ma, W. Dong, and C. Xu. Inversion-based creativity transfer with diffusion models. In *CVPR*, 2023.
- [55] J. Zhao, J. Han, L. Shao, and C. G. Snoek. Pixelated semantic colorization. *IJCV*, 2020.
- [56] J. Zhao, L. Liu, C. G. Snoek, J. Han, and L. Shao. Pixel-level semantics guided image colorization. In *BMVC*, 2018.