



Bert4CMR: Cross-Market Recommendation with Bidirectional Encoder Representations from Transformer

Zheng Hu^a, Fuji Ren^{a,*}

a.School of Computer Science and Engineering, University of Electronic Science and Technology of China, Chengdu 611731, China

Abstract

Real-world multinational e-commerce companies, such as Amazon and eBay, serve in multiple countries and regions. Obviously, these markets have similar goods but different users. Some markets are data-scarce, while others are data-rich. In recent years, cross-market recommendation (CMR) has been proposed to enhance data-scarce markets by leveraging auxiliary information from data-rich markets. Previous works fine-tune the pre-trained model on the local market after freezing part of the parameters or introducing inter-market similarity into the local market to improve the performance of CMR. However, they generally do not consider eliminating the mutual interference between markets. Therefore, the existing methods are neither unable to learn unbiased general knowledge nor efficient transfer reusable information across markets. In this paper, we propose a novel attention-based model called Bert4CMR to simultaneously improve all markets' recommendation performance. Specifically, we employ the attention mechanism to capture user interests by modelling user behavioural sequences. We pre-train the proposed model on global data to learn the general knowledge of items. Then we fine-tune specific target markets to perform local recommendations. We propose market embedding to model the bias of each market and reduce the mutual inference between the parallel markets. Extensive experiments conducted on seven markets show that our model is state-of-the-art. Our model outperforms the suboptimal model by 4.82%, 4.73%, 7.66% and 6.49% on average of seven datasets in terms of four metrics, respectively. We conduct ablation experiments to analyse the effectiveness of the proposed components. Experimental results indicate that our model is able to learn general knowledge through global data and shield the mutual interference between markets. Hyper-parameter sensitivity experiments were conducted to study the impact of different hyper-parameter settings.

Keywords: Recommender Systems, Cross-Market Recommendation, Neural Networks

1. Introduction

Online shopping has become the mainstream way of shopping today. Compared with physical stores, online businesses provide convenience for customers[1]. Online shopping systems need recommendation algorithms to help users solve the problem of information overload. Traditional academic and industrial recommendation methods utilize data from a single market to train models and serve the corresponding market. However, with the progress of globalization, multinational e-commerce companies (such as Amazon, Shopee, and eBay) operate in multiple regions, obtaining multiple market data. To make full use of data from multiple markets, the CMR is proposed[2]. The illustration of CMR is shown in Fig .1. From a data-driven perspective, feeding the model more data leads to better recommendation performance. However, traditional models cannot fully use information from multiple markets. Due to differences in regions and cultures, users from different markets have discrepant preferences. For example, Apple is more prevalent in the US, while Samsung is more popular in Korea. When the traditional model is trained on multiple

*Correspondence should be addressed to Fuji Ren (ren2fuji@gmail.com)

markets, the mutual interference between parallel markets will weaken the recommendation performance. In recent years, CMR models that can simultaneously utilize information from parallel markets have been proposed.

In order to take advantage of valuable user-item interaction information in multiple markets, Hamed and Mohammad et al.[2] proposed a NeuMF[3]-based method, named FOREC, which is designed explicitly for CMR. They choose a source market training a NeuMF as the shared bottom and then fork multi-layer perceptrons as specific heads for each target market. Their experiments show that different source markets greatly influence performance. Nevertheless, how choosing the source market lacks theoretical guidance. Jiangxia and Xin et al.[4] proposed an item similarity-based method, called M³Rec which mines two inter- and intra- market similarities using multiple markets data. Then they leverage the similarities as prior to fine-tuning all local markets. However, the item similarity-based method performs poorly in markets that are not similar to others.

Thanks to the distinguished information processing ability[5], the pattern of pre-training and fine-tuning based on attention network has achieved excellent results in natural language processing (NLP)[6, 7, 8] and computer vision (CV)[9, 10]. In recent years, this pattern has been introduced into the sequential recommendation[11, 12, 13] and news recommendation[14, 15, 16]. Inspired by these works, we propose a novel Cross-Market Recommendation with Bidirectional Encoder Representations from Transformer (Bert4CMR) model to address the limitations of CMR. The main body of the model is based on the transformer encoder. We first pre-train the model on all parallel markets to learn the general knowledge of items. Then the model is fine-tuned on the target market to filter out noises from other markets. In order to adapt the transformer-based structure to the recommendation task, we design the Explicit User Modeling component to represent similar users to be closer in the vector space. In order to avoid mutual interference between parallel markets in the pre-training process, we propose market embedding to model the features of each market respectively. Our contributions are as follows:

- We proposed the Bert4CMR, a novel attention-based CMR model which was pre-trained on global markets and fine-tuned on the target market. Our model maximizes the reuse of global market information while avoiding mutual interference between markets. To the best of our knowledge, Bert4CMR is the first to apply the attention-based pre-training model to CMR.
- We conducted extensive experiments on seven national markets from multiple continents. We compare three types of baselines on four metrics: traditional recommendation models, attention-based recommendation models, and cross-market recommendation models. Experimental results show that our model is state-of-the-art.
- We performed extensive ablation experiments to demonstrate the effectiveness of the components we proposed. Hyper-parameter sensitivity experiments are conducted to explore the effect of hyper-parameter settings on the model.

The remainder of this paper is organized as follows: Section 2 discusses related works. The problem formulation is given in Section 3. Section 4 describes the details and training process of Bert4CMR. The experimental results and analysis are provided in Section 5. Section 6 is the presentation of conclusions and future work.

2. Related Work

2.1. Cross-market and Cross-domain Recommendation

Cross-domain recommendation (CDR) and CMR share the same goal: they both aim to improve recommendation performance by leveraging external information from other categories or markets. However, the assumptions of CMR and CDR are different. CMR assumes that user sets in each market are disjoint while sharing the same item set across markets. For CDR, the situation is reversed: the users are shared across the domains while the items are disjoint. For example, Contrastive Cross-Domain Sequential Recommendation (C²DSR)[17] jointly mine the single- and cross-domain user preferences by maximizing the mutual information between the domains. Personalized Transfer of User Preferences for Cross-domain Recommendation (PTUPCDR)[18] propose a meta-network which generates personalized bridge functions to transfer personalized preferences across domains.

To our knowledge, the most closely related work are two CMR methods: FOREC[2] and M³Rec[4]. The FOREC first pre-train a market-agnostic NeuMF on multiple markets as the shared bottom. They claim this step generates a generalized recommendation model with significative internal representations, which maximize the reusability of

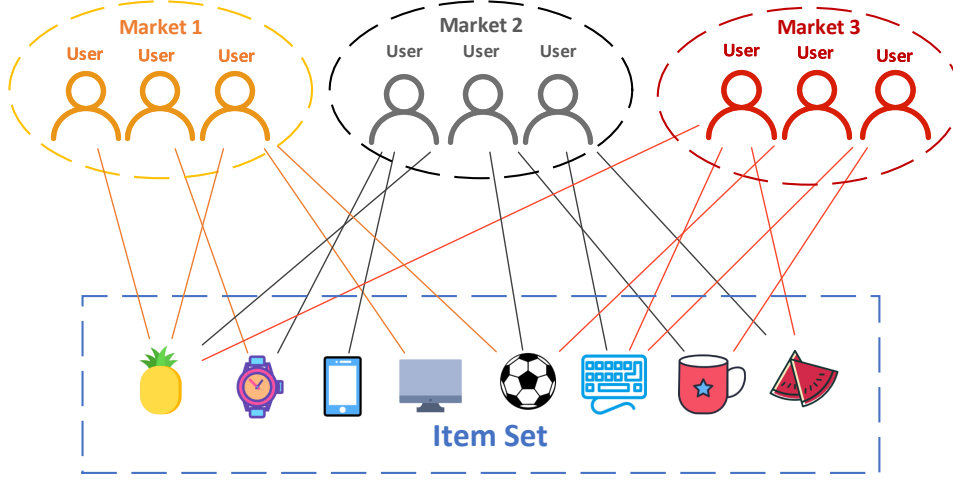


Figure 1. The illustration of CMR. Parallel markets have mutually disjoint user sets and the same item set.

parameters translating into target market adaptation. Then the FOREC fork multi-layer perceptrons as the market-specific head and fine-tune the model on the target market. The M³Rec consider the CMR problem from the perspective of item similarity. They utilize EASE^R[19] to learn the intra-market similarity on global markets. They apply the node2vector[20] on the items' co-occurrence weighted matrix to capture the item correlation as the inter-market item similarity. After obtaining the intra- and inter- market similarity, they leverage them as prior knowledge to fine-tune all local markets.

2.2. Attention Mechanism

Benefits of the attention mechanism's excellent sequence modelling ability, some works utilize it to mine the users' interests according to the user-item interaction sequence. For example, Deep Interest Network (DIN)[21] employ the attention mechanism adaptively calculating the representation vector of user interests by considering the relevance of historical behaviours given a candidate item. Deep Interest Evolution Network (DIEN)[22] uses GRU[23] to model user behaviour sequences, considering sequence information on the basis of DIN. Contrastive Graph Self-Attention Network (CGSNet)[24] aggregates item representations from three distinct graph encoders through an attention-based fusion module as the global perspective. Meanwhile, it designs a self-attention subnetwork to learn the complex item transition information from the local perspective. Finally, it introduces a contrastive learning paradigm based on the two perspectives. Shimizu et al.[25] propose an explainable recommendation framework based on a knowledge graph attention network, which utilizes the side information of items and realizes high recommendation accuracy. Bert4Rec [13] employs deep bidirectional self-attention to model the user interaction sequence. UNBERT[14] utilizes the transformer encoder to model the content of news at the word level and the user behaviours at the new level.

Compared with the existing CMR methods, we creatively employ the attention-based model, which facilitates knowledge transfer across markets. Different from the existing recommendation models based on the attention mechanism, we redesign the model and modify the pre-training task according to the requirements of the CMR task. The problem formulation and details of our model are in the following sections.

3. Problem Formulation

Assuming there are m parallel markets $M = \{M_1, M_2, \dots, M_m\}$. Denote the item sets as $I = \{I_1, I_2, \dots, I_m\}$ and the user sets as $U = \{U_1, U_2, \dots, U_m\}$. All markets share the same item set. For the item set of each market, it can be expressed as:

$$\{I_p \in I \mid \forall p \in [1, 2, \dots, m]\} \quad (1)$$

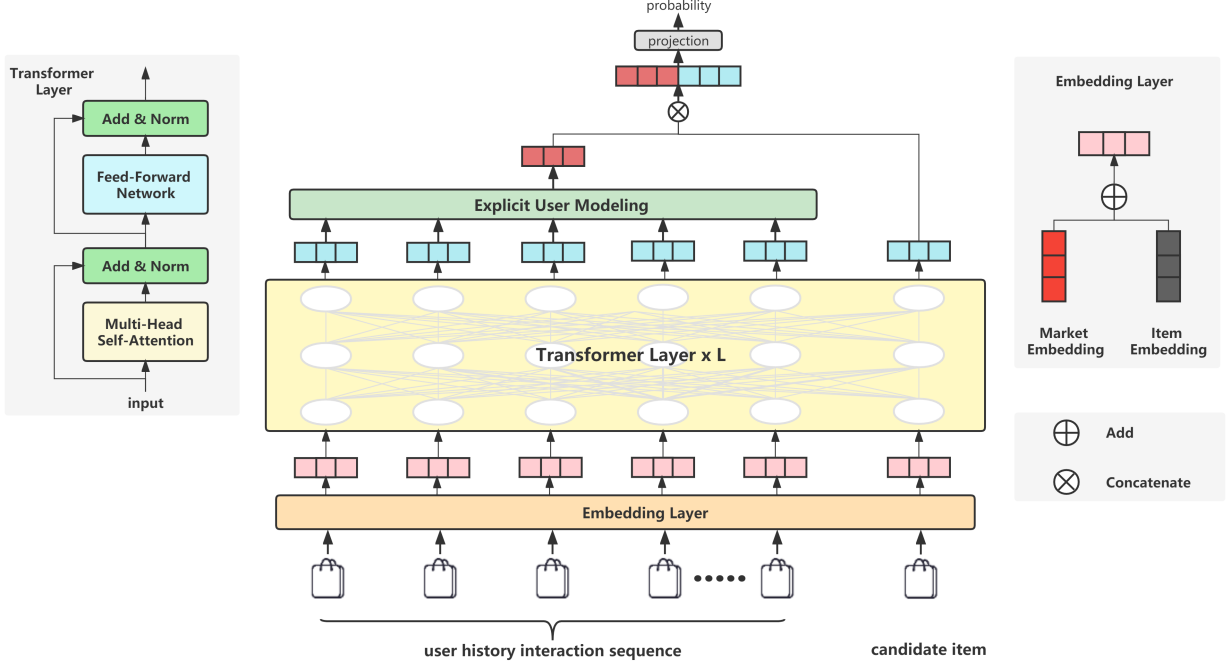


Figure 2. The framework of the proposed Bert4CMR. The middle part shows the stacked transformer layers and the Explicit User Modeling module. The details of the transformer layer are shown in the left. And the details of the embedding layer are shown in the right.

Generally, a user can interact with different markets, but for the sake of simplicity, assuming users in a market are mutually disjoint with any other parallel markets. For the user sets, we have:

$$\{U_p \cap U_q = \emptyset \mid \forall U_p, U_q \in U\} \quad (2)$$

There is a user-item interaction matrix $Y_t \in \{0, 1\}^{|U_t| \times |I_t|}$ for each market $M_t = (U_t, I_t)$. In the matrix Y_t , $y_{uv}^t = 1$ represents that the user u likes the item v . The remains in Y_t are set to 0. We take the $y_{uv} = 1$ records out of the user-item interaction matrix Y_t . Then We group these records by users to generate each user's history interaction sequence (s_1, s_2, \dots, s_z) , where $z = \sum_{i=1}^m |U_i|$.

The problem can be described as follows: Given the parallel markets and the history interaction sequence of users, our goal is to utilize the global market data to predict users' purchase probability in a target market and generate recommendation sequences based on the prediction results.

4. Method

Let \hat{s}_i denotes an input sequence of Bert4CMR which is constructed by concatenating a user's interaction sequence s_i and a candidate item. In this section, we present the details of the proposed Bert4CMR model. The overall architecture of Bert4CMR is shown in Fig.2. As shown in Fig.2, our Bert4CMR is composed of an Embedding Layer, L stacked bidirectional Transformer Layers and a Prediction Layer. We will cover each component in detail next. This section also describes how our model is trained and optimized on multi-market data.

4.1. Embedding Layer

For a given item, the corresponding embeddings include the item embedding and the market embedding. The final input representation is constructed by summing them. We randomly initialize the learnable item embedding matrix $E_{im} \in \mathbb{R}^{|V| \times d}$, where d is the embedding dimension. A visualization of the Embedding Layer is shown in the right part of Fig.2.

Market Embedding. Intuitively, the representation of the same item in different markets should be similar but not exactly alike. To this end, we try to inject market information into the input representations. Inspired by the idea of the position embedding and the segment embedding[6, 26], we create a learnable parameter matrix $E_{mkt} \in \mathbb{R}^{|M| \times d}$ as the market embedding. The market embedding models the bias of specific markets so that the same item has different representations in parallel markets. In this way, the shared E_{itm} can learn the unbiased general knowledge of the items, which reduces the mutual interference between the markets.

Denote a set of item embeddings retrieved by an input sequence as $\hat{E}_{itm}^i \in \mathbb{R}^{n \times d}$, where n is the length of the sequence. Assuming the corresponding market embedding is E_{mkt}^k . We broadcast the market embedding as $\hat{E}_{mkt}^k \in \mathbb{R}^{n \times d}$ and add to the item embedding to construct the input representation.

$$\hat{E}_{input}^i = \hat{E}_{itm}^i + \hat{E}_{mkt}^k \quad (3)$$

4.2. Transformer Layer

The main part of our model is stacked with L Transformer Layers from Vaswani et al.[26]. The Transformer Layer is a bidirectional attention mechanism that calculates attention scores between any two vectors. Let $T^l \in \mathbb{R}^{n \times d}$ denote the $(l + 1)$ -th input of the Transformer Layer, where $T^0 = \hat{E}_{input}$. As illustrated in the left part of Fig.2, the Transformer Layer contains two sub-layers: the Multi-Head Self-Attention sub-layer and the Position-wise Feed-Forward network. Residual connection[27] and layer normalization[28] are applied for both sub-layers individually. That is, the calculation process of each sub-layer is $LayerNorm(x + Sublayer(x))$, where $Sublayer(x)$ is the functions as in Equation 5 and Equation 6.

Multi-Head Self-Attention. This sub-layer aims to capture the contextual representation of each item in the input sequence[29]. The scaled dot-product attention[26] is defined as:

$$Attention(Q, K, V) = softmax\left(\frac{QK^T}{\sqrt{d}}\right)V \quad (4)$$

Where Q, K, V are matrix correspondingly representing query, key and value. These matrix are linearly projected from T^l as in Equation 5. The Multi-Head Self-Attention(MH) applies g parallel attention functions to produce the output representations, which are concatenated and linear projected:

$$MH(T^l) = Concat(head_1, head_2 \dots head_g)W^O \quad (5)$$

$$head_i = Attention(T^l W_i^Q, T^l W_i^K, T^l W_i^V)$$

Where $W_i^Q \in \mathbb{R}^{d \times \frac{d}{h}}$, $W_i^K \in \mathbb{R}^{d \times \frac{d}{h}}$, $W_i^V \in \mathbb{R}^{d \times \frac{d}{h}}$ are learnable parameter matrix for each head. $W^O \in \mathbb{R}^{d \times d}$ is a projection matrix for the concatenated result.

Position-wise Feed-Forward Network. This sub-layer consists of two linear projections with a ReLU activation in between, which is applied to each position identically and separately. Let $T^l = [t_1^l; \dots; t_n^l]$, the calculation process of this sub-layer is:

$$B^l = LayerNorm(T^l + Dropout(MH(T^l)))$$

$$F(B^l) = [FFN(b_1^l); \dots; FFN(b_n^l)] \quad (6)$$

$$FFN(x) = RELU(xW^1 + b^1)W^2 + b^2$$

Where W^i, b^i are learnable parameters. We omit the layer subscript l for convenience. While the linear projections are shared across different positions, they use different parameters from layer to layer.

Stacking Transformer Layers. In order to capture more complex interactions between items, we stack L Transformer Layers. However, The risk of overfitting is increasing as the network goes deeper. We apply dropout[30] to avoid overfitting. In summary, Bert4CMR refines the representation sequence as follows:

$$T^{l+1} = Trm(T^l), l \in [0, \dots, L - 1]$$

$$Trm(T^l) = LayerNorm(B^l + Dropout(F(B^l))) \quad (7)$$

$$B^l = LayerNorm(T^l + Dropout(MH(T^l)))$$

4.3. Prediction Layer

After the hierarchical interaction of L layers across all positions in the previous module, we get the final item representation sequence T^L . The representation of each position contains the implicit context information. In order to adapt to the recommendation task, in this section, we explicitly model the user and predict the purchase probability.

Explicit User Modeling. In order to make a personalized recommendation, we utilize the user’s visited items to generate an explicit user representation based on T^L . In the NLP field, Sentence-Bert[31] experimented with three pooling methods to derive semantically meaningful sentence embedding: Using the output representation of the special token, computing a max-over-time of the output vectors, and computing the mean of all output vectors. Inspired by this, we adopt the third strategy to generate explicit user representation. In this way, the user embedding contains complete user behaviour information. Similar users are close in vector space, which is internally consistent with user modelling in collaborative recommendation[32, 33].

$$t_{user} = \text{MeanPooling}(t_1^L, t_2^L, \dots, t_{n-1}^L) \quad (8)$$

Where $[t_1^L, t_2^L, \dots, t_{n-1}^L] \in T^L$ are the item representations corresponding to the user’s interaction sequence.

Probability Prediction. We concatenate the user representation t_{user} and the candidate item representation t_n^L as the input of this layer. Then we apply a one-layer fully-connected feed-forward network, and the *Sigmoid* activate function to predict the probability of the user purchasing the candidate item.

$$\hat{y} = \sigma(\text{Concat}(t_{user}, t_n^L)W + b) \quad (9)$$

Where $W \in \mathbb{R}^{2d \times 1}$ and b are learnable parameters. σ is the *Sigmoid* activate function. We empirically find that increasing the number of layers of the fully-connected layer does not improve the performance. Presumably, because the stacked Transformer Layers already have enough fitting ability.

4.4. Model Training

The training process of Bert4CMR consists of two steps: pre-training and fine-tuning. The same loss function is used in both stages as follows,

$$\mathcal{L} = \sum_{(s,u,i) \in \mathcal{Y}^+ \cup \mathcal{Y}^-} y_{s,u,i} \log(\hat{y}_{s,u,i}) + (1 - y_{s,u,i}) \log(1 - \hat{y}_{s,u,i}) \quad (10)$$

where \mathcal{Y}^+ denotes the observed interactions in Y , and \mathcal{Y}^- denotes the negative instances, which are sampled from unobserved interactions. The target label $y_{s,u,i}$ values 0 or 1 denoting whether u has interacted with i . We adopt mini-batch Adam[34] to train the model and update the parameters.

The difference between pre-training and fine-tuning is the data used. In the pre-training phase, we train our model on the data from all parallel markets. After pre-training, we obtain a market-agnostic model, which provides a generalized recommendation performance and a set of latent item representations that contain universal knowledge. The fine-tuning phase only uses data from the target market to filter out noise from other markets. In a word, we first pre-train the model on global markets to learn the general knowledge and then fine-tune the target market to prompt the model to focus on the specific market.

Different from the previous pre-trained models[6, 9, 7, 13], we adopt the same task in the pre-training and fine-tuning stages. The previous works use *Cloze* task[35] for pre-training, mainly to prepare for multiple possible downstream tasks. While our model has only one downstream task, so there is no need to use different tasks in the two phases. In addition, using the same training task eliminates the performance gap caused by inconsistent tasks between the two stages. It’s worth noting that the pre-training process is generic. That is, for new markets, you just need to load the pre-trained parameters and fine-tune them in your target market.

	de	jp	in	fr	ca	mx	uk	total
#User	1851	487	239	1838	4668	1878	3352	14313
#Item	2179	955	470	1879	5735	1645	3251	8304
#Ratings	17300	4485	2015	17624	44779	17095	31547	134845
#Avg.length	9.3	9.2	8.4	9.6	9.6	9.1	9.4	9.2

Table 1. Statistics of the preprocessed dataset. The "Avg.length" means the average length of the user behavioural sequences.

5. Experiment and Discussion

5.1. Experimental Setup

Dataset. Following FOREC[2], we evaluate the proposed model on the electronics category of the XMarket dataset¹, which including seven parallel markets come from different regions of three continents: Germany (de), Canada (ca), Japan(jp), India (in), France (fr), Mexico (mx) and United Kingdom (uk). Same as the previous works[36, 4, 2], we filtered the users and items that there exist less than five interactions. These parallel markets we choose are different in size, culture, and user preferences, which can better test the performance of the CMR model. The statistics of the preprocessed dataset are shown in the Tab 1.

Baselines. We use several popular recommendation models as baseline methods for comparison, which could be categorized into three classes: (1)Traditional methods: NeuMF[3] and Wide&Deep[37], (2)Cross-market methods: FOREC[2] and M³Rec[4], (3)Attention-based method: Bert4Rec[13].

- **NeuMF** is a neural network-based collaborative filtering model. It ensembles matrix factorization(MF) and multi-layer perceptron(MLP) so that it unifies the strengths of linearity of MF and non-linearity of MLP for modelling the user-item latent structures.
- **Wide&Deep** is a popular two-tower recommendation model based on neural networks. It jointly trains *wide* linear models and *deep* neural networks to combine the benefits of memorization and generalization for recommender systems.
- **Bert4Rec** employs the deep bidirectional self-attention to sequential recommendation task. It adopts the *Cloze* objective to train the model, predicting the random masked items in the sequence by jointly conditioning on their left and right context.
- **FOREC** is a recommendation model for CMR, which is a combination of a NeuMF as the shared bottom across parallel markets and several fully-connected layers as the market-specific head. Different from the origin paper using one specific market to train the bottom, we use all markets except the target market as source markets to train the bottom in our implementation. We experimentally observed that our implementation performed better.
- **M³Rec** is the state-of-the-art cross market recommendation method. It first calculates two global item similarities: intra- and inter-market similarities. It learns the intra-market similarity by adopting linear models with closed-form solutions and then captures the high-order inter-market similarity by the random walk. Then it incorporates the global item similarities and conducts the market adaptation operation for each target market.

Parameters Setting. For FOREC², NeuMF³ and Bert4Rec⁴, we use the code provided by the corresponding authors. For Wide&Deep and M³Rec, we implement them with PyTorch according to the original papers[4, 37]. We use Adam[34] to optimize all the models. For common hyper-parameters in all models, we tested the batch size of [512, 1024, 2048], the learning rate of [1e-3, 5e-4, 1e-4, 5e-5] and the latent dim of [8, 16, 32, 64, 128]. We consider the ℓ_2 regularizer in [1e-5, 1e-6, 1e-7]. In order to avoid overfitting, we apply a fixed dropout rate of 0.3 to all models.

¹<https://xmrec.github.io/>

²<https://github.com/hamedrab/FOREC>

³https://github.com/hexiangnan/neural_collaborative_filtering

⁴<https://github.com/FeiSun/BERT4Rec>

		Recall@5						
Models		de	jp	in	fr	ca	mx	uk
single	NeuMF	0.4262	0.2936	0.4895	0.3993	0.4385	0.607	0.4821
	Wide&Deep	0.4424	0.3470	0.4686	0.4020	0.4732	0.6395	0.5122
	Bert4Rec	0.4349	0.2936	0.4686	0.3835	0.4331	0.6102	0.4949
multiple	NeuMF++	0.5386	0.4476	0.5481	0.5554	0.4061	0.6709	0.5420
	Wide&Deep++	0.5586	0.4024	0.5439	0.5636	0.3969	0.6751	0.5575
	Bert4Rec++	0.4932	0.4065	0.4142	0.5010	0.3487	0.6549	0.4812
	FOREC	0.6347	0.5893	0.6820	0.6479	0.4963	0.7587	0.6357
	M3Rec	0.6185	0.2731	0.4769	<u>0.6512</u>	0.4033	0.7539	0.5817
	Bert4CMR	0.6611	0.6308	0.7163	0.6919	0.5196	0.7941	0.6481
		NDCG@5						
Models		de	jp	in	fr	ca	mx	uk
single	NeuMF	0.302	0.1911	0.3524	0.2745	0.3173	0.5096	0.3758
	Wide&Deep	0.314	0.2507	0.3558	0.2779	0.3452	0.5301	0.4001
	Bert4Rec	0.3126	0.2053	0.3636	0.2603	0.317	0.5129	0.386
multiple	NeuMF++	0.3789	0.2819	0.3157	0.3845	0.2738	0.5637	0.4257
	Wide&Deep++	0.3981	0.2664	0.3339	0.396	0.2669	0.5641	0.4293
	Bert4Rec++	0.3577	0.2692	0.2596	0.3658	0.242	0.562	0.3883
	FOREC	0.4821	0.4187	0.5703	0.4818	0.3685	0.6595	0.4967
	M3Rec	0.4998	0.2292	0.4317	0.5220	0.3174	<u>0.6792</u>	0.4855
	Bert4CMR	0.5032	0.4731	0.6066	<u>0.5194</u>	0.3933	0.6938	0.5172
		Recall@10						
Models		de	jp	in	fr	ca	mx	uk
single	NeuMF	0.5445	0.4045	0.5397	0.5375	0.5511	0.6879	0.5915
	Wide&Deep	0.5861	0.4579	0.5313	0.5484	0.5936	0.7215	0.63
	Bert4Rec	0.5483	0.3696	0.5397	0.5152	0.5207	0.6741	0.5897
multiple	NeuMF++	0.7023	0.5995	0.7154	0.7317	0.5426	0.7667	0.6655
	Wide&Deep++	0.7044	0.5893	0.7154	0.7426	0.5353	0.7651	0.6894
	Bert4Rec++	0.5921	0.5092	0.5732	0.618	0.4539	0.7316	0.5763
	FOREC	0.7612	0.6878	0.7656	0.7747	0.5886	0.8093	0.7395
	M3Rec	0.7039	0.3552	0.5313	0.7431	0.4792	0.8104	0.6628
	Bert4CMR	0.7931	0.7888	0.8033	0.8239	0.6359	0.8739	0.7636
		NDCG@10						
Models		de	jp	in	fr	ca	mx	uk
single	NeuMF	0.3404	0.2271	0.3675	0.3189	0.354	0.5358	0.4113
	Wide&Deep	0.3603	0.2861	0.3751	0.3250	0.3843	0.5567	0.4381
	Bert4Rec	0.3494	0.2297	0.3868	0.3029	0.3456	0.5337	0.4167
multiple	NeuMF++	0.4325	0.3312	0.3705	0.4416	0.3182	0.5945	0.4658
	Wide&Deep++	0.4456	0.3268	0.3896	0.4543	0.3119	0.5934	0.4721
	Bert4Rec++	0.3900	0.3031	0.3121	0.4034	0.2761	0.5868	0.4191
	FOREC	0.5233	0.4510	0.5983	0.5238	0.3986	0.6759	0.5306
	M3Rec	0.5278	0.2553	0.4489	0.5518	0.3419	0.6976	0.5118
	Bert4CMR	0.5462	0.5243	0.6345	0.5622	0.4310	0.7198	0.5546

Table 2. The overall experimental results. The optimal results are bold. Suboptimal results are annotated with underline. ”+ +” stands for the model trained on all parallel markets.

All other hyper-parameters either followed the suggestion from the methods’ authors or tuned on the validation sets. We report the results of each baseline under its optimal hyper-parameter settings. We apply the early stopping strategy with 50 epochs for all baselines and our model.

We implemented our Bert4CMR⁵ with PyTorch. To avoid the randomness of the experimental results, we randomly split the dataset, performed five independent replicate experiments, and reported the average of the five results. We train our model with a learning rate of 1e-3, ℓ_2 regularizer of 1e-7, batch size of 1024, and the latent dim of 32. After tuning the hyper-parameters, we set the layer number $L = 4$, the head number $g = 8$ and the maximum sequence length as 50. For all models, We randomly sampled 4 negative instances per positive instance in the training set.

Evaluation Metrics. We use two frequently-used metrics: $NDCG@K$ and $Recall@K$, to evaluate the rank list of all the methods. We report these metrics for the cut-off of 5 and 10. Similar to previous works[2, 3], we construct the ground truth using the purchasing behaviour by considering an item as relevant if the user gave a rating. We follow a long line of literature and use the leave-one-out strategy for validation and test[37, 38, 39, 40, 3]. Specifically, for each user, we randomly sample one interaction for validation and one for testing. In addition, we follow the literature and sample 99 negative items for each user in our evaluations.

5.2. Experimental Results & Discussion

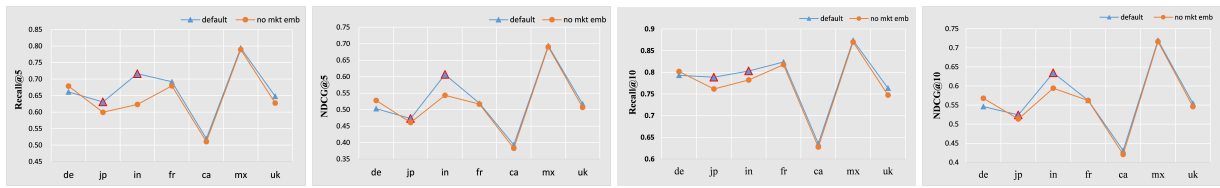
Tab. 2 shows the experimental results of the Bert4CMR against the baselines in terms of $Recall@K$ and $NDCG@K$ on all markets. The difference between "single" and "multiple" in Tab. 2 is the amount of data used to train the model. The "single" means training the model only to use data from the target market, while the "multiple" means training the model on all parallel markets. According to the results, we have the following insightful observations:

- Comparing the performance of traditional recommendation models, including NeuMF and Wide&Deep, trained on single-market ("single") and multi-market ("multiple"), we find that they generally perform better under multi-market data. Intuitively, more market data bring more user-item interaction information, which is beneficial to improve the performance of recommendations. However, traditional recommendation algorithms cannot make full use of multi-market data because they cannot block out noises from other markets.
- We find that CMR models (Bert4CMR, FOREC and M³Rec) generally perform better than traditional methods and attention-based methods. This observation indicates that the CMR method can make full use of multi-market information than other methods. It is worth noting that our Bert4CMR achieves the best performance on almost all markets and metrics, significantly outperforming the state-of-the-art CMR model M³Rec. Compared with the second-best model, Bert4CMR has an average improvement of 4.82%, 4.73%, 7.66% and 6.49% on $Recall@5$, $NDCG@5$, $Recall@10$ and $NDCG@10$, respectively. This observation indicates that our model can best make full use of the information on parallel markets.
- Comparing CMR models (Bert4CMR, FOREC and M³Rec), we observe that Bert4CMR has a significant improvement in two markets with small data volume: *jp* and *in*, with an improvement of 16.25%, 6.05% in terms of $NDCG@10$ and 14.68%, 4.92% in terms of $Recall@10$. This observation indicates that our model can best protect the small markets from the interference of other markets while benefiting from global information. Our model is 0.49% lower than the optimal model M³Rec on $NDCG@5$ in fr market. However, we find that the performance of M³Rec model is very volatile across markets. The possible reason is that M³Rec transfers global market information based on item similarity. However, it is difficult for relatively independent markets to utilize cross-market item similarity information.

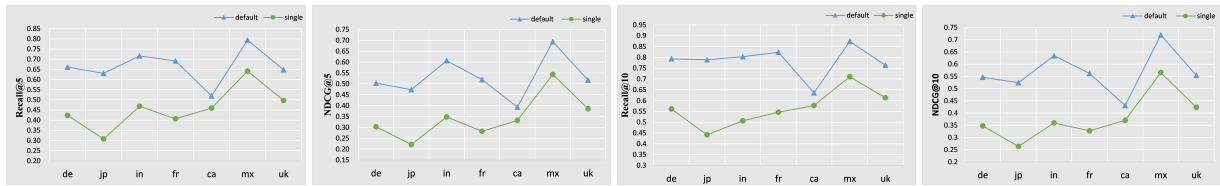
5.3. Ablation Experiments

In order to better understand the impact of the market embedding, multiple markets data and fine-tuning, we conducted ablation experiments. The experimental results are shown in Fig .3. The "default" means the full version of our model.

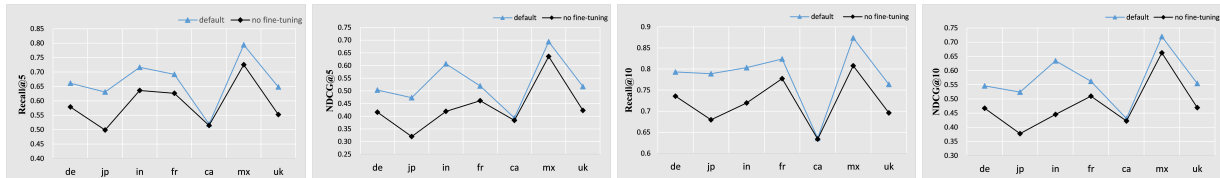
⁵<https://github.com/laowangzi/Bert4CMR>



(a) The ablation experiments about Market Embedding.



(b) The ablation experiments about multiple markets.



(c) The ablation experiments about fine-tuning.

Figure 3. The results of ablation experiments.

The impact of Market Embedding (ME). Fig. 3(a) shows the ablation results of ME. With ME removed, on the seven market datasets, $Recall@5$, $Recall@10$, $NDCG@5$ and $NDCG@10$ on average are reduced by 3.20%, 1.34%, 1.95% and 1.27% respectively. We find that the model with ME is significantly improved in jp and in, which are the two markets with the smallest amount of data. Intuitively, smaller markets are more susceptible to interference from other markets in CMR. ME helps jp and in to reduce noise from other markets while utilizing information from other markets. This observation is consistent in our analysis that ME models the markets’ bias and filters noises from other markets. In a word, the experimental results show that ME kills two birds with one stone: (1) ME models the biases across markets and enables item embeddings to learn a common representation. In this way, the order of the markets during the training process does not affect the recommendation performance. (2) For a specific target market, ME filters the noise from other markets.

The impact of multiple markets data. To test the effectiveness of multi-market data for Bert4CMR, we train the model on multi-market and single-market, respectively, and the results are shown in Fig. 3(b). When training only using single-market data, the $Recall@5$, $Recall@10$, $NDCG@5$ and $NDCG@10$ on average are reduced by 30.99%, 27.36%, 32.91% and 34.88%. Bert4CMR trained on multi-market data performs better across all markets in all metrics compared to using single-market data. This observation indicates that Bert4CMR is suitable for CMR task.

The impact of fine-tuning. The results of the ablation experiments about fine-tuning are shown in Fig. 3(c). Bert4CMR without fine-tuning performs worse on the $Recall@5$, $Recall@10$, $NDCG@5$ and $NDCG@10$ by 11.22%, 7.69%, 15.27% and 17.28%. This observation justifies the need for fine-tuning. Fine-tuning prompts the model to focus on the current market and forget about noises from other markets. We found that fine-tuning has a larger performance improvement for markets with small data volumes and a smaller improvement of about 1% for the largest market ca. This observation indicates that small markets are more susceptible to interference, and fine-tuning is more necessary for small markets.

5.4. Hyper-parameter Sensitivity Experiment

Finally, we perform hyper-parameter sensitivity experiments, including the embedding dimension (ED), the sequence length of the user interaction history (SL), the transformer layer number L and the head number g . For simplicity, we only report the results of de while the situation is similar in other markets. The experimental results are shown in Fig .4. $Recall@K$ and $NDCG@K$ are shown as solid lines, referring to the main axis. "time" represents the average training time per epoch of the model over all markets data under the current hyper-parameter choice and is drawn with a dashed line, referring to the secondary axis. The unit of the secondary axis is seconds. The training device we used was a TITAN RTX.

The impact of ED. The hyper-parameter sensitivity experiments results of ED are shown in Fig .4(a). We find that as the dimension increases, the performance of the model first increases and then decreases, and the training time gradually elevates. High-dimensional embeddings have stronger representation ability. However, they also have a higher risk of overfitting. At the same time, we observe that higher dimensions lead to longer training time, and the training time increases approximately exponentially. Considering the trade-off of time efficiency and model performance, we adopt 32 dimensions as the embedding dimension.

The impact of SL. SL is the length of the user history sequence that is input to the model. The experimental results of SL are shown in Fig .4(b). We explore model performance and time efficiency for SL in [30, 40 ,50, 60, 70]. We find that as SL increases, the model performance first rises and then falls, and the training time increases. Short SL may not accurately reflect the user’s interest, while long SL increases the computational complexity and may introduce noise. We believe that the choice of SL should take into account both the average behaviour sequence length of users and the time efficiency.

The impact of L . Fig .4(c) shows the experimental results of hyper-parameter sensitivity of L . We observe that as the number of transformer blocks increases, the metrics first rise and then fall, and the time consumption grows linearly. Transformer has a powerful fitting ability, and too many blocks will cause the problem of overfitting. Considering the trade-off between performance and time efficiency, we think it is appropriate to choose three or four blocks in the current datasets.

The impact of g . The multi-head mechanism projects the embeddings into multiple subspaces, allowing the model to focus on different aspects of information. As shown in Fig .4(d), we test the model performance and time efficiency when the number of heads g in [2, 4, 8, 16]. We find that the model performs best when $g = 4$. More heads do not improve performance and increase time consumption.

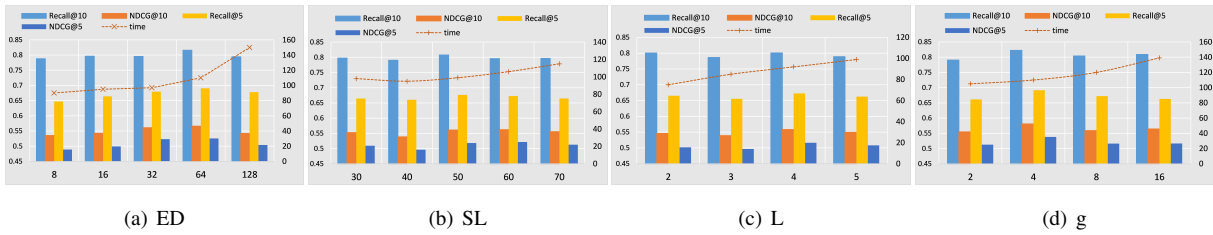


Figure 4. The effect of multiple market embedding.

6. Conclusion & Future Work

In this paper, we propose a novel model, Bert4CMR, which employs transformer encoder blocks for CMR task. In order to both utilize cross-market information and eliminate the mutual interference between different markets, we designed ME to model each market. We modify the structure of the transformer block and design an explicit user modelling component to facilitate it suitable for recommendation tasks. We conduct extensive experiments on commodity datasets from seven countries on three continents. Our model outperforms the second-best model by 4.82%, 4.73%, 7.66% and 6.49% in terms of four metrics, respectively. The experimental results show that our model is the state-of-the-art CMR model. We conducted ablation experiments and hyper-parameter sensitivity tests to analyze the effectiveness of our model and the influence of hyper-parameter settings. The experimental results indicate that our model is able to learn the general knowledge of items and effectively transfer information across parallel markets.

In the future, at the model design level, we will explore how to incorporate user-side information (e.g., age, gender and language) and item-side information (e.g., category, review and price) into Bert4CMR. We hope that more auxiliary information helps improve the performance. At the market research level, we will further explore how to model the bias of markets and find ways to visualise market similarities to improve the interpretability of our method.

References

- [1] P. Rita, T. Oliveira, A. Farisa, The impact of e-service quality and customer satisfaction on customer behavior in online shopping, *Heliyon* 5 (10) (2019) e02690.
- [2] H. R. Bonab, M. Aliannejadi, A. Vardasbi, E. Kanoulas, J. Allan, Cross-market product recommendation, in: G. Demartini, G. Zuccon, J. S. Culpepper, Z. Huang, H. Tong (Eds.), *CIKM '21: The 30th ACM International Conference on Information and Knowledge Management*, Virtual Event, Queensland, Australia, November 1 - 5, 2021, ACM, 2021, pp. 110–119.
- [3] X. He, L. Liao, H. Zhang, L. Nie, X. Hu, T. Chua, Neural collaborative filtering, in: *WWW*, ACM, 2017, pp. 173–182.
- [4] J. Cao, X. Cong, T. Liu, B. Wang, Item similarity mining for multi-market recommendation, in: *SIGIR*, ACM, 2022, pp. 2249–2254.
- [5] Z. Niu, G. Zhong, H. Yu, A review on the attention mechanism of deep learning, *Neurocomputing* 452 (2021) 48–62.
- [6] J. Devlin, M. Chang, K. Lee, K. Toutanova, BERT: pre-training of deep bidirectional transformers for language understanding, in: J. Burstein, C. Doran, T. Solorio (Eds.), *Proceedings of the 2019 Conference of the North American Chapter of the Association for Computational Linguistics: Human Language Technologies, NAACL-HLT 2019*, Minneapolis, MN, USA, June 2-7, 2019, Volume 1 (Long and Short Papers), Association for Computational Linguistics, 2019, pp. 4171–4186.
- [7] Y. Sun, S. Wang, Y. Li, S. Feng, X. Chen, H. Zhang, X. Tian, D. Zhu, H. Tian, H. Wu, ERNIE: enhanced representation through knowledge integration, *CoRR abs/1904.09223* (2019). [arXiv:1904.09223](https://arxiv.org/abs/1904.09223). URL <http://arxiv.org/abs/1904.09223>
- [8] F. Ren, Z. Liu, X. Kang, An efficient framework for constructing speech emotion corpus based on integrated active learning strategies, *IEEE Transactions on Affective Computing* (2022) 1–12 [doi:10.1109/TAFFC.2022.3192899](https://doi.org/10.1109/TAFFC.2022.3192899).
- [9] H. Bao, L. Dong, S. Piao, F. Wei, Beit: BERT pre-training of image transformers, in: *The Tenth International Conference on Learning Representations, ICLR 2022*, Virtual Event, April 25-29, 2022, OpenReview.net, 2022.
- [10] K. He, R. B. Girshick, P. Dollár, Rethinking imagenet pre-training, in: *ICCV*, IEEE, 2019, pp. 4917–4926.
- [11] H. Ying, F. Zhuang, F. Zhang, Y. Liu, G. Xu, X. Xie, H. Xiong, J. Wu, Sequential recommender system based on hierarchical attention networks, in: *IJCAI*, ijcai.org, 2018, pp. 3926–3932.
- [12] Y. Li, T. Chen, P. Zhang, H. Yin, Lightweight self-attentive sequential recommendation, in: *CIKM*, ACM, 2021, pp. 967–977.
- [13] F. Sun, J. Liu, J. Wu, C. Pei, X. Lin, W. Ou, P. Jiang, Bert4rec: Sequential recommendation with bidirectional encoder representations from transformer, in: W. Zhu, D. Tao, X. Cheng, P. Cui, E. A. Rundensteiner, D. Carmel, Q. He, J. X. Yu (Eds.), *Proceedings of the 28th ACM International Conference on Information and Knowledge Management, CIKM 2019*, Beijing, China, November 3-7, 2019, ACM, 2019, pp. 1441–1450.

- [14] Q. Zhang, J. Li, Q. Jia, C. Wang, J. Zhu, Z. Wang, X. He, UNBERT: user-news matching BERT for news recommendation, in: IJCAI, ijcai.org, 2021, pp. 3356–3362.
- [15] C. Wu, F. Wu, S. Ge, T. Qi, Y. Huang, X. Xie, Neural news recommendation with multi-head self-attention, in: EMNLP/IJCNLP (1), Association for Computational Linguistics, 2019, pp. 6388–6393.
- [16] C. Wu, F. Wu, Y. Yu, T. Qi, Y. Huang, Q. Liu, Newsbert: Distilling pre-trained language model for intelligent news application, in: EMNLP (Findings), Association for Computational Linguistics, 2021, pp. 3285–3295.
- [17] J. Cao, X. Cong, J. Sheng, T. Liu, B. Wang, Contrastive cross-domain sequential recommendation, in: CIKM, ACM, 2022, pp. 138–147.
- [18] Y. Zhu, Z. Tang, Y. Liu, F. Zhuang, R. Xie, X. Zhang, L. Lin, Q. He, Personalized transfer of user preferences for cross-domain recommendation, in: WSDM, ACM, 2022, pp. 1507–1515.
- [19] H. Steck, Embarrassingly shallow autoencoders for sparse data, in: WWW, ACM, 2019, pp. 3251–3257.
- [20] A. Grover, J. Leskovec, node2vec: Scalable feature learning for networks, in: KDD, ACM, 2016, pp. 855–864.
- [21] G. Zhou, X. Zhu, C. Song, Y. Fan, H. Zhu, X. Ma, Y. Yan, J. Jin, H. Li, K. Gai, Deep interest network for click-through rate prediction, in: KDD, ACM, 2018, pp. 1059–1068.
- [22] G. Zhou, N. Mou, Y. Fan, Q. Pi, W. Bian, C. Zhou, X. Zhu, K. Gai, Deep interest evolution network for click-through rate prediction, in: AAAI, AAAI Press, 2019, pp. 5941–5948.
- [23] J. Chung, Ç. Gülçehre, K. Cho, Y. Bengio, Empirical evaluation of gated recurrent neural networks on sequence modeling, CoRR abs/1412.3555 (2014).
- [24] F. Wang, X. Lu, L. Lyu, Cgsnet: Contrastive graph self-attention network for session-based recommendation, Knowledge-Based Systems 251 (2022) 109282.
- [25] R. Shimizu, M. Matsutani, M. Goto, An explainable recommendation framework based on an improved knowledge graph attention network with massive volumes of side information, Knowledge-Based Systems 239 (2022) 107970.
- [26] A. Vaswani, N. Shazeer, N. Parmar, J. Uszkoreit, L. Jones, A. N. Gomez, Ł. Kaiser, I. Polosukhin, Attention is all you need, Advances in neural information processing systems 30 (2017).
- [27] K. He, X. Zhang, S. Ren, J. Sun, Deep residual learning for image recognition, in: Proceedings of the IEEE conference on computer vision and pattern recognition, 2016, pp. 770–778.
- [28] J. L. Ba, J. R. Kiros, G. E. Hinton, Layer normalization, arXiv preprint arXiv:1607.06450 (2016).
- [29] Z. Qiu, X. Wu, J. Gao, W. Fan, U-BERT: pre-training user representations for improved recommendation, in: Thirty-Fifth AAAI Conference on Artificial Intelligence, AAAI 2021, Thirty-Third Conference on Innovative Applications of Artificial Intelligence, IAAI 2021, The Eleventh Symposium on Educational Advances in Artificial Intelligence, EAAI 2021, Virtual Event, February 2-9, 2021, AAAI Press, 2021, pp. 4320–4327.
- [30] N. Srivastava, G. Hinton, A. Krizhevsky, I. Sutskever, R. Salakhutdinov, Dropout: a simple way to prevent neural networks from overfitting, The journal of machine learning research 15 (1) (2014) 1929–1958.
- [31] N. Reimers, I. Gurevych, N. Reimers, I. Gurevych, N. Thakur, N. Reimers, J. Daxenberger, I. Gurevych, N. Reimers, I. Gurevych, et al., Sentence-bert: Sentence embeddings using siamese bert-networks, in: Proceedings of the 2019 Conference on Empirical Methods in Natural Language Processing, Association for Computational Linguistics, 2019, pp. 671–688.
- [32] M. D. Ekstrand, J. T. Riedl, J. A. Konstan, et al., Collaborative filtering recommender systems, Foundations and Trends® in Human-Computer Interaction 4 (2) (2011) 81–173.
- [33] J. Wang, A. P. De Vries, M. J. Reinders, Unifying user-based and item-based collaborative filtering approaches by similarity fusion, in: Proceedings of the 29th annual international ACM SIGIR conference on Research and development in information retrieval, 2006, pp. 501–508.
- [34] D. P. Kingma, J. Ba, Adam: A method for stochastic optimization, in: Y. Bengio, Y. LeCun (Eds.), 3rd International Conference on Learning Representations, ICLR 2015, San Diego, CA, USA, May 7-9, 2015, Conference Track Proceedings, 2015.
- [35] W. L. Taylor, "cloze procedure": A new tool for measuring readability, Journalism Quarterly 30 (4) (1953) 415–433.
- [36] J. Zou, Y. Chen, E. Kanoulas, Towards question-based recommender systems, in: J. X. Huang, Y. Chang, X. Cheng, J. Kamps, V. Murdock, J. Wen, Y. Liu (Eds.), Proceedings of the 43rd International ACM SIGIR conference on research and development in Information Retrieval, SIGIR 2020, Virtual Event, China, July 25-30, 2020, ACM, 2020, pp. 881–890. doi : 10.1145/3397271.3401180.
- [37] H. Cheng, L. Koc, J. Harmsen, T. Shaked, T. Chandra, H. Aradhye, G. Anderson, G. Corrado, W. Chai, M. Ispir, R. Anil, Z. Haque, L. Hong, V. Jain, X. Liu, H. Shah, Wide & deep learning for recommender systems, in: A. Karatzoglou, B. Hidasi, D. Tikk, O. S. Shalom, H. Roitman, B. Shapira, L. Rokach (Eds.), Proceedings of the 1st Workshop on Deep Learning for Recommender Systems, DLRS@RecSys 2016, Boston, MA, USA, September 15, 2016, ACM, 2016, pp. 7–10.
- [38] Y. Ge, S. Xu, S. Liu, Z. Fu, F. Sun, Y. Zhang, Learning personalized risk preferences for recommendation, in: SIGIR, ACM, 2020, pp. 409–418.
- [39] Q. Zhang, F. Ren, Double bayesian pairwise learning for one-class collaborative filtering, Knowl. Based Syst. 229 (2021) 107339.
- [40] P. Li, A. Tuzhilin, DDTCDR: deep dual transfer cross domain recommendation, in: WSDM, ACM, 2020, pp. 331–339.