
An Unsupervised Method for Estimating Class Separability of Datasets with Application to LLMs Fine-Tuning

Najah Ghalyan Kostis Gourgoulis Yash Satsangi Sean Moran
Maxime Labonne Joseph Sabelja

JPMorgan Chase

{najah.ghalyan,yash.satsangi,sean.j.moran,maxime.labonne}@jpmchase.com

{kostis.gourgoulis,joseph.sabelja}@jpmorgan.com

Abstract

This paper proposes an unsupervised method that leverages topological characteristics of data manifolds to estimate class separability of the data without requiring labels. Experiments conducted in this paper on several datasets demonstrate a clear correlation and consistency between the class separability estimated by the proposed method with supervised metrics like Fisher Discriminant Ratio (FDR) and cross-validation of a classifier, which both require labels. This can enable implementing learning paradigms aimed at learning from both labeled and unlabeled data, like semi-supervised and transductive learning. This would be particularly useful when we have limited labeled data and a relatively large unlabeled dataset that can be used to enhance the learning process. The proposed method is implemented for language model fine-tuning with automated stopping criterion by monitoring class separability of the embedding-space manifold in an unsupervised setting. The proposed methodology has been first validated on synthetic data, where the results show a clear consistency between class separability estimated by the proposed method and class separability computed by FDR. The method has been also implemented on both public and internal data. The results show that the proposed method can effectively aid – without the need for labels – a decision on when to stop or continue the fine-tuning of a language model and which fine-tuning iteration is expected to achieve a maximum classification performance through quantification of the class separability of the embedding manifold.

1 Introduction

Pre-trained language models, having undergone extensive preliminary training, have demonstrated remarkable versatility. They have shown the capacity to generalize to new tasks from a mere handful of examples by employing techniques such as in-context few-shot learning [1], parameter-efficient fine-tuning (PEFT) [2], and pattern-exploiting training [3]. Commonly, these methodologies necessitate the use of language models that vary in size from a few hundred million [4, 5] to billions of parameters, exemplified by GPT-3 [1] and T0 [6]. Furthermore, these techniques often involve the conversion of a task, such as classification, into a language modeling format, akin to a cloze question.

Conversely, SetFit (Sentence Transformer Fine-tuning) [7] employs a distinct fine-tuning strategy. It tunes a pre-trained sentence transformer [8] using a contrastive objective to separate labeled text, thereby eliminating the need for prompt construction. The crux of the fine-tuning process for these pre-trained language models is to tailor these models, typically trained on vast web data, to the specific use case for which the language model is intended, while avoiding overfitting to the labeled sample set used for fine-tuning. Consequently, the careful selection of labeled samples

is a paramount requirement for successful fine-tuning. More specifically, use cases characterized by different stochastic behaviors may necessitate labeled samples that accurately represent these scenarios.

Embedding is a crucial part of any language model that maps texts to numerical feature vectors that can be fed to downstream machine learning operations aimed at performing specific tasks, *e.g.*, text classification. Texts with similar meanings need to be mapped to feature vectors closely spaced in the embedding space, while texts with largely distinct and different meanings need to be mapped to feature vectors that are far away from each other in the embedding space. If the pre-trained language model is used for text classification, metrics like class-separability can be used to assess how good or bad a text embedding is performing. In this case, a good embedding process would generate an embedding manifold with high class-separability so that a downstream classification process would perform well.

In classification problems, class-separability metrics capture how easily features distinguish their corresponding classes [9]. The intuition for adopting these metrics for feature ranking is that we expect good features to embed objects of the same class close to each other in the feature space, while objects of different classes are embedded far away from each other. This can measure the discriminative power of a feature [10]. Having those metrics can also assist with capturing the minimum complexity of a decision function for a specific problem, *e.g.*, VC-dimension [11]. Typically such metrics range from model-specific, aka. “wrapper” methods, for example, Gini importance, to more generic “filter” methods that capture intrinsic properties of the data independently of a classifier, *e.g.*, mutual information. A simple such metric is Fisher’s discriminant ratio which quantifies linear separability of data by using the mean and standard deviation of each class [12]. This metric comes with strong assumptions of normality. Geometrically-inspired methods [13, 14, 15, 16] look at the distances and neighborhoods of features to give a model-independent view of how well-separated the classes are. High-dimensional settings and large datasets can be challenging for most separability metrics. Most information-theoretic estimators do not scale well with data size or require training separate models [17]. Geometric methods are attractive as they are not tied to a classifier but can be informative only for specific separation regimes [18] and are impacted by the complexity of computing graph neighborhoods and distances between the points. Moreover, a common requirement for these class-separability metrics is that they require labeled data, making them mainly limited to the supervised learning setting.

In mathematics, homology is a general way of associating a sequence of algebraic objects, such as abelian groups, with other mathematical objects, such as topological spaces, *e.g.*, data manifolds [19]. The fundamental groups of topological spaces, introduced by Poincaré [20], are the first and simplest homotopy groups [19] and are algebraic invariants that are critically important for characterizing and classifying topological spaces [21]. Interestingly, fundamental groups also provide information about the respective covering spaces; in fact, subgroups of the fundamental groups can be used to classify the covering spaces [22]. Furthermore, fundamental groups of a base space can be used to construct covering spaces by using the Lifting theorem [22].

Topological data analysis (TDA) is a mathematical framework that uses topological concepts to analyze and understand complex data sets. TDA is increasingly being used in machine learning to extract information from high-dimensional data that is insensitive to the choice of metric, allowing for more robust analysis. TDA also provides dimensionality reduction and robustness to noise [23]. One of the most important techniques in TDA is persistent homology [24], which is a method for analyzing the topological features of a data set across different scales. Persistent homology tracks the birth and death of topological features, such as connected components, loops, and voids, and identifies those that persist across different scales. This approach provides a more nuanced understanding of the underlying structure of the data and allows for clustering and data analysis.

This paper proposes an unsupervised method for estimating class-separability of datasets solely based on 0-homology groups of data manifolds without requiring class labels. This method is then used to develop a semi-supervised method for fine-tuning language models.

Contributions: Major contributions of the paper are summarized below:

- *An unsupervised method for class-separability estimation:* A method for estimating class-separability is proposed that leverages 0-homology groups of data manifolds to extract information on class-separability of any dataset. Unlike standard machine learning tech-

niques, which require labels for computing class-separability and typically struggle in high-dimensional spaces, the proposed method can estimate class-separability in high-dimensional spaces without requiring labels. Experimental validation conducted in this paper on synthetic, public, and private data shows a clear consistency between the class-separability metric computed by the proposed method, without using labels, and class-separability metric computed by supervised methods, like Fisher criterion and cross-validation accuracy of a classifier, which do require labels.

- *A semi-supervised paradigm for fine-tuning pre-trained language models:* The proposed paradigm leverages labeled samples for fine-tuning the pre-trained language model and unlabeled data to monitor class-separability of embedding manifold after each fine-tuning iteration, based on which an automated decision can be made to stop or continue the fine-tuning process and select a fine-tuning iteration that is expected to maximize classification performance. The proposed paradigm is validated in this paper on both public and private datasets. The results demonstrate efficacy of the proposed paradigm for providing a stopping criterion without requiring labels, and selecting a fine-tuning iteration for which the model maximizes a given classification performance metric.

Organization: The paper is organized in five sections, including the present section. Section 2 provides a brief introduction to homology groups and persistent homology of data manifolds. These information would be a crucial background for understanding the proposed method for estimating class separability of datasets, presented in Section 3 along with Fisher Discriminant Ratio (FDR), used in this paper as a benchmark for validating the proposed method. Section 3 also describes a semisupervised paradigm for fine-tuning LLMs with automated stopping criterion based on class separability of embedding manifold estimated using the proposed method. Three sets of experiments for validating the proposed methodology are presented in Section 4. Section 5 summarizes and concludes the paper along with recommendations for future research.

2 Background on Persistent Homology

This subsection provides a brief introduction to simplicial homology and persistent homology of data manifolds, which form the backbone of the proposed method for estimating class separability of datasets, presented in the next section. While the details are given in standard literature on algebraic topology [19, 20], the essential concepts are presented below for the completeness of this paper.

2.1 Simplicial homology

Simplicial homology is a fundamental tool in algebraic topology that captures the topological features of a simplicial complex [25]. It associates a sequence of abelian groups called homology groups to a simplicial complex, which provides information about the connected components, holes, and higher-dimensional voids in the complex.

A *p-simplex* is a geometric object that serves as a building block for constructing spaces, such as points (0-simplices), edges (1-simplices), triangles (2-simplices), tetrahedra (3-simplices), and so on. Formally, a *p-simplex* is defined as the convex hull of $(p + 1)$ affinely independent points in Euclidean space. The vertices of a simplex are often referred to as its face.

A *simplicial complex* \mathcal{K} is a finite set of simplices such that $\sigma \in \mathcal{K}$ and $\tau \leq \sigma$ implies $\tau \in \mathcal{K}$, and the intersection of any two simplices of \mathcal{K} is either empty or a face of both simplices [26]. A simplicial complex serves as a combinatorial representation of a topological space, and its homology groups can be used to study the topological features of the space.

Given a simplicial complex \mathcal{K} , we can construct the *p-th chain group* C_p of \mathcal{K} , which consists of all combinations of *p*-simplices in \mathcal{K} . For instance, let $\mathcal{K} = \{\{a\}, \{b\}, \{c\}, \{a, b\}, \{b, c\}, \{a, c\}\}$. We can list valid simplicial 1-chains of \mathcal{K} as follows: $\{a, b\}, \{b, c\}, \{a, c\}, \{a, b\} + \{a, c\}, \{a, c\} + \{b, c\}, \{a, b\} + \{b, c\}, \{a, b\} + \{b, c\} + \{a, c\}$. This allows us to define the *p-th boundary operator* $\partial_p : C_p(\mathcal{K}) \rightarrow C_{p-1}(\mathcal{K})$ as the homomorphism that assigns each simplex $\sigma = \{v_0, \dots, v_p\} \in \mathcal{K}$ to its boundary:

$$\partial_p(\sigma) := \sum_{i=0}^p (-1)^i \{v_0, \dots, \widehat{v}_i, \dots, v_p\}, \quad (1)$$

where \widehat{v}_i indicates that the set does not contain the i -th vertex. Boundaries do not have a boundary themselves, hence $\partial_{p-1} \circ \partial_p = 0$ for all p . Using the previous example, we can calculate the boundary of its edges $\partial_1(\{b, c\} + \{a, c\} + \{a, b\}) = \{c\} + \{b\} + \{c\} + \{a\} + \{b\} + \{a\} = 0$ and the boundary of the triangle $\partial_2(\{a, b, c\}) = \{b, c\} + \{a, c\} + \{a, b\}$.

Given a simplicial complex \mathcal{K} , we can construct a *chain complex*, which is a sequence of abelian groups C_0, C_1, \dots, C_n connected by boundary operators ∂_p :

$$0 \xrightarrow{\partial_{n+1}} C_n \xrightarrow{\partial_n} C_{n-1} \xrightarrow{\partial_{n-1}} \dots \xrightarrow{\partial_2} C_1 \xrightarrow{\partial_1} C_0 \xrightarrow{\partial_0} 0. \quad (2)$$

The p -th homology groups of \mathcal{K} , denoted $H_p(\mathcal{K})$, is defined as the quotient abelian group:

$$H_p := Z_p / B_p, \quad (3)$$

where $Z_p := \ker(\partial_p)$ is the cycle group, and $B_p := \text{im}(\partial_{p+1})$ is the boundary group.

Given the homology groups, we can extract a crucial collection of topological invariants known as the *Betti numbers*. The p -th Betti number, β_p , is determined as the rank of the corresponding p -th homology group, expressed as $\beta_p = \text{rank}(H_p)$. Intuitively, β_0 indicates the number of connected components, β_1 the number of ‘‘holes’’ or loops, β_2 the number of cavities, and so forth.

2.2 Persistent homology

Persistent homology is a powerful tool in topological data analysis that quantifies the multiscale topological features of a filtered simplicial complex [23]. It captures the birth and death of topological features such as connected components, holes, and higher-dimensional voids as the threshold parameter varies.

Let $X = \{x_1, \dots, x_n\}$ be a set of points (dataset) and d be a metric, such as the Euclidean distance. For a chosen threshold parameter ϵ , the *Vietoris-Rips complex* \mathcal{V}_ϵ is defined as:

$$\mathcal{V}_\epsilon := \{\sigma \subseteq X \mid \forall u, v \in \sigma : d(u, v) \leq \epsilon\}. \quad (4)$$

A *filtration* of a simplicial complex \mathcal{V}_ϵ is a sequence of nested subcomplexes $\emptyset = \mathcal{K}_0 \subseteq \mathcal{K}_1 \subseteq \dots \subseteq \mathcal{K}_n = \mathcal{V}_\epsilon$, where each \mathcal{K}_i is a subcomplex of \mathcal{V}_ϵ and n is a non-negative integer.

Filtrations are used to track the evolution of homology groups as the simplicial complex is built up incrementally. For $i \leq j$, the p -th persistent homology group, denoted by $H_p^{i,j}$, captures the homology classes of \mathcal{K}_i that persist in \mathcal{K}_j and is defined as:

$$H_p^{i,j} := Z_p(\mathcal{K}_i) / (B_p(\mathcal{K}_j) \cap Z_p(\mathcal{K}_i)). \quad (5)$$

We associate each homology class $\alpha \in H_p(\mathcal{K}_i)$ with a birth time b and a death time d [24]. The birth time of α is the smallest value of i for which $\alpha \in H_p(\mathcal{K}_i)$ but $\alpha \notin H_p^{i-1,i}$. The death time is the smallest index $j \geq i$ for which α is no longer in $H_p(\mathcal{K}_j)$ (i.e., α is merged with another class or becomes a boundary). The *persistence* of α is the difference between its death and birth times, $d - b$. This difference captures the significance of the homology class in the complex.

These results are represented by persistence diagrams, which are scatterplots of points in the plane that encode the birth and death of topological features. Each point (b, d) in the persistence diagram corresponds to a topological feature (e.g., a connected component or a hole) that is born at filtration step b and dies at step d . The persistence diagrams provide a visual representation of the significance and lifespan of topological features.

3 Class Separability of Datasets

3.1 Fisher Discriminant Ratio

This subsection briefly describes the Fisher Discriminant Ratio (FDR) with which we compare our class separability estimation method. FDR is a standard measure of class separability that is often

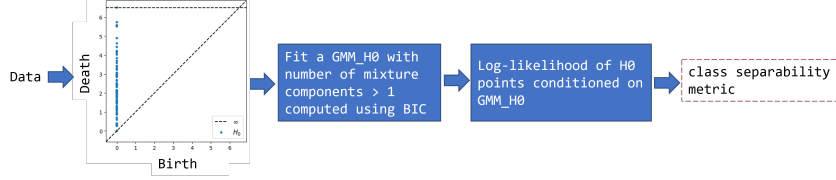


Figure 1: A Gaussian mixture approach for computing class separability.

used in pattern recognition and machine learning, commonly used as an evaluation metric for feature selection and dimensionality-reduction techniques, as well as for comparing the performance of different classifiers on a given dataset [27]. It is based on Fisher’s linear discriminant analysis, which is a technique for finding a linear combination of features that maximizes the ratio of between-class variance to within-class variance. For one-dimensional data and binary classification, the Fisher discriminant ratio can be computed using the formula [9]:

$$\text{FDR} = \frac{(\mathbf{m}_2 - \mathbf{m}_1)^2}{(\sigma_1^2 + \sigma_2^2)} \quad (6)$$

where \mathbf{m}_1 and \mathbf{m}_2 are the mean vectors of the class distributions, and σ_1 and σ_2 are the standard deviations. A higher Fisher discriminant ratio indicates better class separability, as it indicates that the distance between the means of the classes is large compared to the variance within each class. In other words, the classes are well-separated and can be easily distinguished by a classifier.

To compute FDR, we need to have labeled data from which we can estimate the above means and covariance and compute FDR accordingly. The next subsection describes an unsupervised method we propose here for estimating class separability of datasets without requiring labels.

3.2 An Unsupervised Method for Estimating Class Separability

The proposed method for estimating class separability of a dataset X is solely based on the persistent diagram points that correspond to the 0-homology group $H_0(X)$. This is accomplished by fitting a Gaussian mixture model GMM_{H_0} on H_0 points from the persistent diagram, where the number of mixture components is greater than one and is computed using Bayes Information Criterion (BIC). Then the proposed metric is generated by computing the log-likelihood of the H_0 points conditioned on the trained GMM_{H_0} . The idea is that a data manifold with good class separability would generate H_0 points that tend to group into distinct clusters, while a data manifold with bad class separability tends to generate H_0 points that are more spread and has less tendency to group into distinct clusters. This key observation is experimentally validated in Section 4. Therefore, the computed conditional log-likelihood tends to increase when we have a good class separability and decrease when we have a bad class separability. Figure 1 shows the algorithm block diagram for generating the proposed class separability metric.

3.3 A Semi-supervised Paradigm for Fine-Tuning LLMs

In this section, we develop a semi-supervised paradigm for fine-tuning LLM classifiers that leverages the proposed method for estimating the class separability of datasets. While labeled samples are used for fine-tuning shots, unlabeled data is utilized for monitoring class separability enhancement of embedding manifold after each fine-tuning shot. In this paradigm, an automated stopping of fine-tuning process is triggered based on the estimated class separability score of the embedding manifold. Figure 2 shows the proposed method for LLMs fine-tuning.

As shown in the figure, unlabeled texts dataset are fed to the embedding part, which generates an embedding manifold for the input texts dataset. Then H_0 points of the embedding manifold are generated, which are used to train a Gaussian mixture model. The class separability score is estimated by computing the log-likelihood of H_0 points conditioned on the trained Gaussian mixture model. This score is then used to decide whether we stop or continue the fine-tuning process. If we have a pre-defined threshold for the class separability score we may stop the fine-tuning process once this threshold is met¹. Otherwise, if we don’t have such a threshold, or the threshold we have is not

¹Such a threshold can be trained offline on a small set of labeled data.

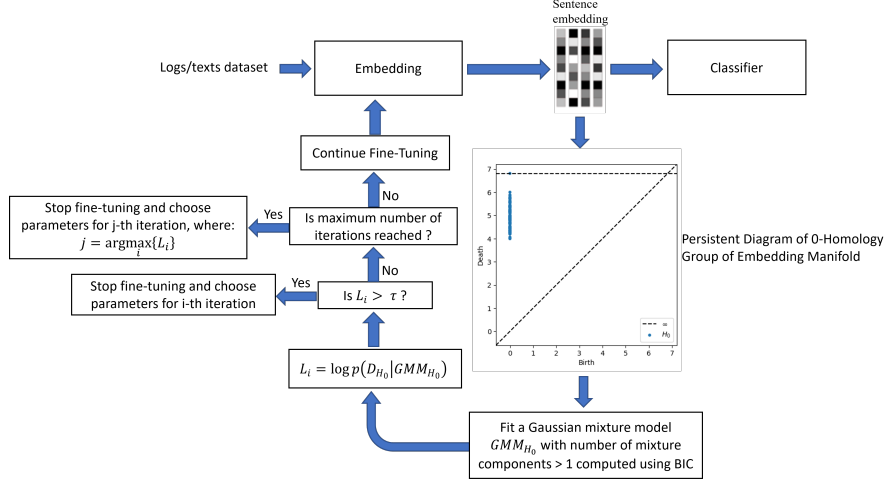


Figure 2: A semi-supervised method for fine-tuning LLMs.

met, we may continue fine-tuning for a maximum number of iterations, and choose the embedding parameters values for the fine-tuning shot that achieves the best class separability score.

4 Experimental Validation

This section involves three sets of experiments for validating the proposed method for estimating class separability of datasets without using labels and compare it with the class separability computed using standard methods, like FDR and k -fold cross-validation accuracy of a classifier, which require labels. The pre-trained language model used in subsections 4.2 and 4.3 is a SetFit model [7], with 384-dimensional embedding space. Python libraries used in this section involve `Ripser.py` [28, 29], `Persim`³ and `scikit-learn`.

4.1 Synthetic Data Experiment

We first start with a simple experiment implemented on synthetic data generated by 2-dimensional Gaussian models that share the same scalar standard deviation σ , but have different means. Suppose that each Gaussian is a source for generating a class. We start with a relatively large standard deviation so that points from different classes would overlap, producing a bad class separability. Then we decrease the standard deviation so that points from different classes would gradually separate until we have a completely class separable dataset. In this experiment, we want to investigate the efficacy of the proposed method for estimating class separability as the standard deviation decreases. The resulting class separability estimated by the proposed method is compared with FDR for validation. In this experiment, we consider both the two-class and four-class cases. Based on Eq. 6, the FDR can be computed for the two-class case by the formula:

$$\text{FDR} = \frac{\|\mathbf{m}_2 - \mathbf{m}_1\|^2}{2\sigma^2}. \quad (7)$$

where \mathbf{m}_1 and \mathbf{m}_2 are the mean vectors. For the four-class case, although there are different ways for extending formula given by Eq. 6 to multi-class situations [9], we consider a simple formula that makes use of the assumption that the four Gaussian models share the same standard deviation and have different means that are fixed while changing the standard deviation. This formula is given by

$$\text{FDR} \propto 1/\sigma^2. \quad (8)$$

Figure 3 shows the behavior of $H_0(X)$ points as class separability improves. This demonstrates a key observation: $H_0(X)$ points tend to group into distinct clusters when X has a good class separability,

²<https://github.com/scikit-tda/ripser.py>

³<https://github.com/scikit-tda/persim>

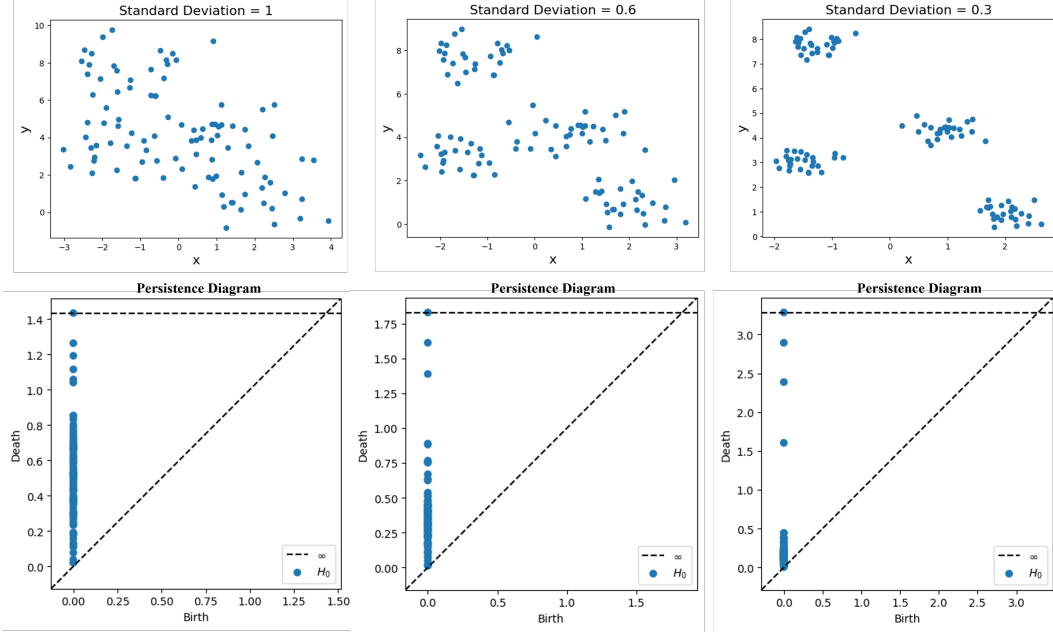


Figure 3: Evolution of the distribution of $H_0(X)$ points as class separability of X improves.

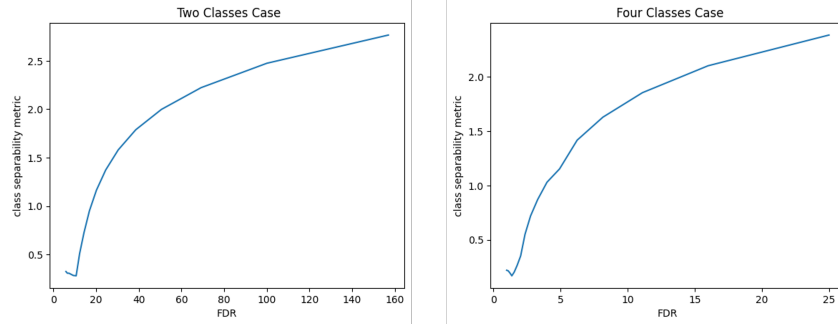


Figure 4: A comparison between class separability estimated by the proposed method (y-axis) and class separability computed using the FDR (x-axis). The proposed method is consistent with the FDR and does not require labels.

while bad class separability of X tends to generate $H_0(X)$ points that are more spread and have less tendency to group into distinct clusters. Figure 4 shows a comparison between the performance of the proposed method and FDR on both two and four class cases. As shown in the figure, there is a clear consistency between the class separability estimated by the proposed method, which does not use labels, and FDR, which requires labels.

4.2 Sentiment Classification Experiment

In this experiment, we implement the proposed method for fine-tuning the embedding layer of a pre-trained language model on public data aimed at sentiment classification (positive/negative) of product reviews⁴. After each fine-tuning shot (training iteration) of the embedding layer, a k -fold cross-validation accuracy is computed for a logistic regression implemented at the embedding space for comparison with class separability estimated using the proposed method. Let's assume that we can do a maximum number of iterations = 8. The results are shown in Figure 5, which shows again a clear consistency between the class separability estimated by the proposed method, which

⁴The data and their description are available at <https://huggingface.co/datasets/SetFit/SentEval-CR>.

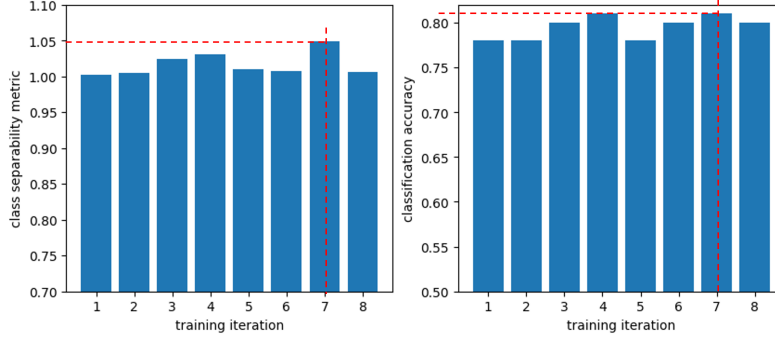


Figure 5: Comparison of the class separability metric with cross-validation accuracy for sentiment classification. We observe two maximal accuracy scores at training iterations 4 and 7. The proposed method successfully selected one of these optimal iterations, namely iteration 7.

does not use labels, and the k -fold cross-validation accuracy of the logistic regression classifier, which does require labels. In particular, the two plots in the figure show that iterations 1 and 2 are achieving almost the same class separability, and they achieve almost the same classification accuracy. After that, class separability starts increasing at iterations 3 and 4, for which classification accuracy increases as well. Then this is followed by a decrease in class separability at iteration 5, for which we have a decreased classification accuracy as well. In general, the figure shows a consistency between increased/decreased class separability estimated by the proposed method, and increased/decreased classification accuracy, with the exception at iteration 6, for which class separability has slightly decreased while classification accuracy has increased. Based on the proposed method, fine-tuned parameters of the embedding layer generated at iteration 7 are selected. As shown in the figure, the parameters chosen at this iteration provide an embedding manifold for which the logistic regression classifier achieves one of the maximum k -fold cross-validation accuracies, demonstrating the proposed method’s efficacy for iteration selection criterion without requiring labels.

4.3 Network Anomaly Detection Experiment

In this experiment, we implement the proposed method for fine-tuning a pre-trained all-MiniLM-L6-v2 sentence-transformer [8] model with a logistic regression head. It is fine-tuned on a private dataset that consists of logs generated by a network of switches and routers. The objective is to end up with a classifier that can detect normal and anomalous patterns according to pre-specified rules and a small set of labeled examples.

We would like to fine-tune this model according to the SetFit paradigm. Given an initial set of labeled data, the SetFit paradigm constructs pairs of examples with the same label and pairs of examples with opposite labels, thereby creating a new training set. We define a training iteration as an enlargement of the contrastive set and the subsequent retraining of the model⁵. Let’s assume that we can do a maximum number of ten fine-tuning iterations, *e.g.*, due to limited data or memory restrictions. After each training iteration, a k -fold cross-validation accuracy is computed for a logistic regression model implemented at the embedding space to estimate the class separability of the embedding manifold in a supervised fashion and compare it with the class separability estimated using our unsupervised proposed method.

The results are shown in Figure 6. There is a general consistency – with some exceptions – between the class separability estimated by the proposed method, which does not use labels, and the k -fold cross-validation accuracy of the logistic regression model, which does require labels. Based on the proposed method, the embedding layer’s parameters generated at fine-tuning iteration nine are selected. As shown in Figure 6, the logistic regression model achieves one of the maximum k -fold cross-validation accuracies for the selected iteration, demonstrating the proposed method’s efficacy for providing an iteration selection criterion without requiring labels.

⁵Please see supplementary material for more details.

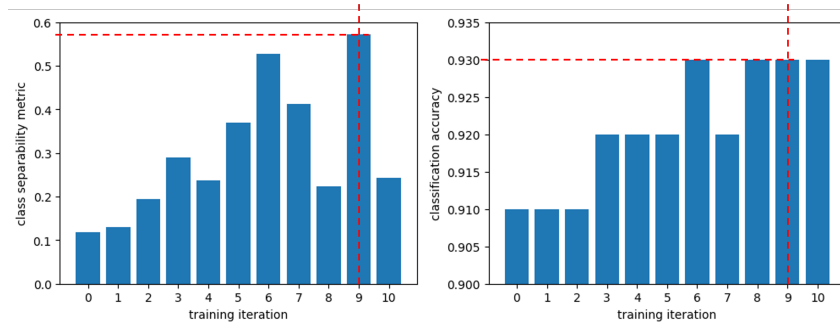


Figure 6: Comparison of class separability metric with cross-validation accuracy for network anomaly detection. In this case, we retrieve the best-performing model from iteration 9, which corresponds to the highest classification accuracy.

4.4 Computational Complexity

Methods and algorithms for computing persistent homology of datasets is a rapidly evolving area, where new algorithms and software implementations are being updated and released at a rapid pace [30]. In this paper, we use the Ripser method for computing the persistent homology of datasets. It is based on the concept of Vietoris-Rips complexes, which are a way to construct a topological space from a finite set of points [29]. This method has a run time complexity of $O(2^n)$, where n is the dataset size, but constant with data dimension, which makes this method preferable for high-dimensional manifolds [31].

5 Conclusion

This paper proposes an unsupervised method for estimating class separability using topological characteristics of a data manifold without requiring labels. This method is used to develop a semi-supervised fine-tuning methodology of LLMs for text classification, where labeled samples are used for fine-tuning shots while unlabeled data are used for monitoring class separability of the embedding manifold after each fine-tuning shot. Experiments implemented in this paper on synthetic, public, and private datasets demonstrate consistency of the class separability estimated by the proposed method, which does not require labels, with standard class separability metrics, which typically require labels, like Fisher Discriminant Ratio (FDR) and cross-validation accuracy of a logistic regression classifier.

The proposed methodology for estimating class separability could be particularly effective when labeled data is limited, as it enables learning from a large amount of available unlabeled data. This can result in improved performance on downstream tasks, even when only a small amount of labeled data is available. A potential application is to generate a classification hybrid loss function that consists of a part that requires labels (*e.g.*, cross-entropy) and another part generated by the proposed method, which does not require labels. This would be a good topic for future work where a training paradigm can be developed that implements a multi-objective (Pareto) optimization to train a classifier by jointly optimizing the hybrid loss computed based on both labeled and unlabeled data.

Disclaimer

This paper was prepared for informational purposes by the Applied Innovation of AI (AI2) and Global Technology Applied Research center of JPMorgan Chase & Co. This paper is not a product of the Research Department of JPMorgan Chase & Co. or its affiliates. Neither JPMorgan Chase & Co. nor any of its affiliates makes any explicit or implied representation or warranty and none of them accept any liability in connection with this paper, including, without limitation, with respect to the completeness, accuracy, or reliability of the information contained herein and the potential legal, compliance, tax, or accounting effects thereof. This document is not intended as investment research or investment advice, or as a recommendation, offer, or solicitation for the purchase or sale of any security, financial instrument, financial product or service, or to be used in any way for evaluating the merits of participating in any transaction.

References

- [1] Tom Brown, Benjamin Mann, Nick Ryder, Melanie Subbiah, Jared D Kaplan, Prafulla Dhariwal, Arvind Neelakantan, Pranav Shyam, Girish Sastry, Amanda Askell, et al. Language models are few-shot learners. *Advances in neural information processing systems*, 33:1877–1901, 2020.
- [2] Haokun Liu, Derek Tam, Mohammed Muqeeth, Jay Mohta, Tenghao Huang, Mohit Bansal, and Colin Raffel. Few-shot parameter-efficient fine-tuning is better and cheaper than in-context learning. *ArXiv*, abs/2205.05638, 2022.
- [3] Timo Schick and Hinrich Schütze. Exploiting cloze-questions for few-shot text classification and natural language inference. In *Conference of the European Chapter of the Association for Computational Linguistics*, 2020.
- [4] Zhenzhong Lan, Mingda Chen, Sebastian Goodman, Kevin Gimpel, Piyush Sharma, and Radu Soricut. Albert: A lite bert for self-supervised learning of language representations. *ArXiv*, abs/1909.11942, 2019.
- [5] Timo Schick and Hinrich Schütze. It’s not just size that matters: Small language models are also few-shot learners. *arXiv preprint arXiv:2009.07118*, 2020.
- [6] Victor Sanh, Albert Webson, Colin Raffel, Stephen H. Bach, Lintang Sutawika, Zaid Alyafeai, Antoine Chaffin, Arnaud Stiegler, Teven Le Scao, Arun Raja, Manan Dey, M Saiful Bari, Canwen Xu, Urmish Thakker, Shanya Sharma, Eliza Szczechla, Taewoon Kim, Gunjan Chhablani, Nihal V. Nayak, Debajyoti Datta, Jonathan Chang, Mike Tian-Jian Jiang, Han Wang, Matteo Manica, Sheng Shen, Zheng Xin Yong, Harshit Pandey, Rachel Bawden, Thomas Wang, Trishala Neeraj, Jos Rozen, Abheesht Sharma, Andrea Santilli, Thibault Févry, Jason Alan Fries, Ryan Teehan, Stella Rose Biderman, Leo Gao, Tali Bers, Thomas Wolf, and Alexander M. Rush. Multitask prompted training enables zero-shot task generalization. *ArXiv*, abs/2110.08207, 2021.
- [7] Lewis Tunstall, Nils Reimers, Unso Eun Seo Jo, Luke Bates, Daniel Korat, Moshe Wasserblat, and Oren Pereg. Efficient few-shot learning without prompts. *arXiv preprint arXiv:2209.11055*, 2022.
- [8] Nils Reimers and Iryna Gurevych. Sentence-bert: Sentence embeddings using siamese bert-networks. In Kentaro Inui, Jing Jiang, Vincent Ng, and Xiaojun Wan, editors, *EMNLP/IJCNLP (1)*, pages 3980–3990. Association for Computational Linguistics, 2019. ISBN 978-1-950737-90-1. URL <http://dblp.uni-trier.de/db/conf/emnlp/emnlp2019-1.html#ReimersG19>.
- [9] K. Fukunaga. *Introduction to Statistical Pattern Recognition*. Computer science and scientific computing. Elsevier Science, 2013.
- [10] Bashar Rajoub. Chapter 2 - characterization of biomedical signals: Feature engineering and extraction. In Walid Zgallai, editor, *Biomedical Signal Processing and Artificial Intelligence in Healthcare*, Developments in Biomedical Engineering and Bioelectronics, pages 29–50. Academic Press, 2020.
- [11] Vladimir N. Vapnik. *Statistical Learning Theory*. Wiley-Interscience, 1998.
- [12] Cheng Li and Bingyu Wang. Fisher linear discriminant analysis. *CCIS Northeastern University*, page 6, 2014.
- [13] John Greene. Feature subset selection using thornton’s separability index and its applicability to a number of sparse proximity-based classifiers. In *Proceedings of annual symposium of the pattern recognition association of South Africa*, 2001.
- [14] Djamel A Zighed, Stéphane Lallich, and Fabrice Muhlenbach. Separability index in supervised learning. In *PKDD*, volume 2, pages 475–487. Springer, 2002.
- [15] Shuyue Guan and Murray Loew. A novel intrinsic measure of data separability. *Applied Intelligence*, pages 1–17, 2022.

- [16] Ran Gilad-Bachrach, Amir Navot, and Naftali Tishby. Margin based feature selection-theory and algorithms. In *Proceedings of the twenty-first international conference on Machine learning*, page 43, 2004.
- [17] Mohamed Ishmael Belghazi, Aristide Baratin, Sai Rajeshwar, Sherjil Ozair, Yoshua Bengio, Aaron Courville, and Devon Hjelm. Mutual information neural estimation. In *International conference on machine learning*, pages 531–540. PMLR, 2018.
- [18] Linda Mthembu and Tshilidzi Marwala. A note on the separability index. *arXiv preprint arXiv:0812.1107*, 2008.
- [19] Allen Hatcher. *Algebraic Topology*. Algebraic Topology. Cambridge University Press, 2002. ISBN 9780521795401. URL <https://pi.math.cornell.edu/~hatcher/AT/AT.pdf>.
- [20] J.R. Munkres. *Elements Of Algebraic Topology*. CRC Press, 2018. ISBN 9780429962462.
- [21] W.S. Massey. *A Basic Course in Algebraic Topology*. Graduate Texts in Mathematics. Springer New York, 1991.
- [22] E.H. Spanier. *Algebraic Topology*. McGraw-Hill series in higher mathematics. Springer, 1989.
- [23] Gunnar Carlsson. Topology and data. *Bulletin of The American Mathematical Society - BULL AMER MATH SOC*, 46:255–308, 04 2009. doi: 10.1090/S0273-0979-09-01249-X.
- [24] Nicholas O. Malott and Philip A. Wilsey. Fast computation of persistent homology with data reduction and data partitioning. In *2019 IEEE International Conference on Big Data (Big Data)*, pages 880–889, 2019. doi: 10.1109/BigData47090.2019.9006572.
- [25] Ulderico Fugacci, Sara Scaramuccia, Federico Iuricich, and Leila De Floriani. Persistent Homology: a Step-by-step Introduction for Newcomers. In Giovanni Pintore and Filippo Stanco, editors, *Smart Tools and Apps for Graphics - Eurographics Italian Chapter Conference*. The Eurographics Association, 2016. ISBN 978-3-03868-026-0. doi: 10.2312/stag.20161358.
- [26] Jiri Matoušek. *Using the Borsuk-Ulam Theorem: Lectures on Topological Methods in Combinatorics and Geometry*. Universitext (Berlin. Print). Springer, 2003. ISBN 978-3-540-00362-5.
- [27] S. Theodoridis and K. Koutroumbas. *Pattern Recognition*. Elsevier Science, 3rd edition, 2006.
- [28] Christopher Tralie, Nathaniel Saul, and Rann Bar-On. Ripser.py: A lean persistent homology library for python. *The Journal of Open Source Software*, 3(29):925, Sep 2018. doi: 10.21105/joss.00925. URL <https://doi.org/10.21105/joss.00925>.
- [29] Ulrich Bauer. Ripser: efficient computation of Vietoris-Rips persistence barcodes. *J. Appl. Comput. Topol.*, 5(3):391–423, 2021. ISSN 2367-1726. doi: 10.1007/s41468-021-00071-5. URL <https://doi.org/10.1007/s41468-021-00071-5>.
- [30] Nina Otter, Mason A Porter, Ulrike Tillmann, Peter Grindrod, and Heather A Harrington. A roadmap for the computation of persistent homology. *EPJ Data Science*, 6(1), aug 2017. doi: 10.1140/epjds/s13688-017-0109-5. URL <https://doi.org/10.1140/epjds/s13688-017-0109-5>.
- [31] E. V. Somasundaram, S. E. Brown, A. Litzler, J. G. Scott, and R. R. Wadhwa. Benchmarking r packages for calculation of persistent homology. *The R journal*, 13(1):184–193, 2021.