

# The Art of SOCRATIC QUESTIONING: Zero-shot Multimodal Reasoning with Recursive Thinking and Self-Questioning

Jingyuan Qi<sup>\*♠</sup> Zhiyang Xu<sup>\*♠</sup> Ying Shen<sup>†♠</sup> Minqian Liu<sup>†♠</sup>

Di Jin<sup>♡</sup> Qifan Wang<sup>♣</sup> Lifu Huang<sup>♠</sup>

♠Virginia Tech ♡Amazon Inc. ♣Meta AI

{jingyq1,zhiyangx,yings,minqianliu,lifuh}@vt.edu

djinamzn@amazon.com wqfcr@meta.com

## Abstract

Chain-of-Thought prompting (CoT) enables large-scale language models to solve complex reasoning problems by decomposing the problem and tackling it step-by-step. However, Chain-of-Thought is a greedy thinking process that requires the language model to come up with a starting point and generate the next step solely based on previous steps. This thinking process is different from how humans approach a complex problem e.g., we proactively raise sub-problems related to the original problem and recursively answer them. In this work, we propose SOCRATIC QUESTIONING, a divide-and-conquer fashion algorithm that simulates the self-questioning and recursive thinking process. SOCRATIC QUESTIONING is driven by a SELF-QUESTIONING module that employs a large-scale language model to propose sub-problems related to the original problem as intermediate steps and SOCRATIC QUESTIONING recursively backtracks and answers the sub-problems until reaches the original problem. We apply our proposed algorithm to the visual question-answering task as a case study and by evaluating it on three public benchmark datasets, we observe a significant performance improvement over all baselines on (almost) all datasets. In addition, the qualitative analysis clearly demonstrates the intermediate thinking steps elicited by SOCRATIC QUESTIONING are similar to the human’s recursively thinking process of a complex reasoning problem.

## 1 Introduction

*The art of Socratic Questioning is important for critical thinkers and excellence of thought. What Socratic adds is systematicity, depth, and a keen interest in assessing the plausibility of things.*

- L. ELDER and R. PAUL, 1998

<sup>1</sup>\* Jingyuan Qi and Zhiyang Xu Co-first Authors. † Ying Shen and Minqian Liu Co-second Authors. Randomized Order.

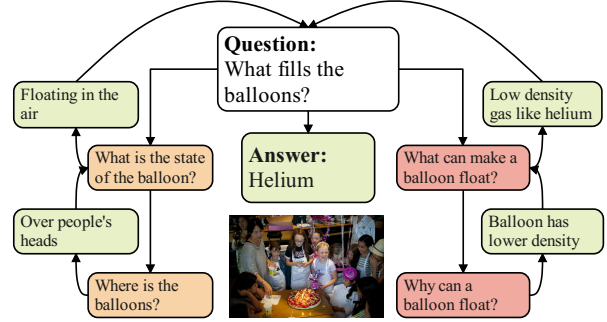


Figure 1: Example of a complex visual question solved in the human thinking process, involving raising **visual** and **commonsense** questions.

Humans are good at solving complex problems due to two significant capabilities: *self-questioning*, meaning that we proactively ask questions from multi-angles that help elevate the understanding or solving of the target problem, and *recursive thinking*, if the answer is not immediately achievable, we think more deeply by decomposing the complex problem into simpler and solvable sub-problems, recursively. Consider the image and question presented in Figure 1; to derive the answer, an intelligent agent would proactively ask questions, such as *What can make a balloon float?*, *Why can a balloon float?*, *What is the principle of objects floating?*, to delineate the implicit, necessary, additional information and knowledge from intermediate steps, until reaching the final answer, a full stopping signal.

Recently, by scaling up the parameters, large-scale language models (LLMs) (Brown et al., 2020b; Chung et al., 2022; OpenAI, 2022; Touvron et al., 2023) gain the capability of decomposing the complex problem and solving it step by step. Such emerging ability is called Chain-of-Thought (CoT) (Wei et al., 2022) and it is proven to be effective on various complex reasoning tasks. However, CoT is a greedy thinking process that always starts with the first step of the task and continuously generates the next step based on previous steps. It only

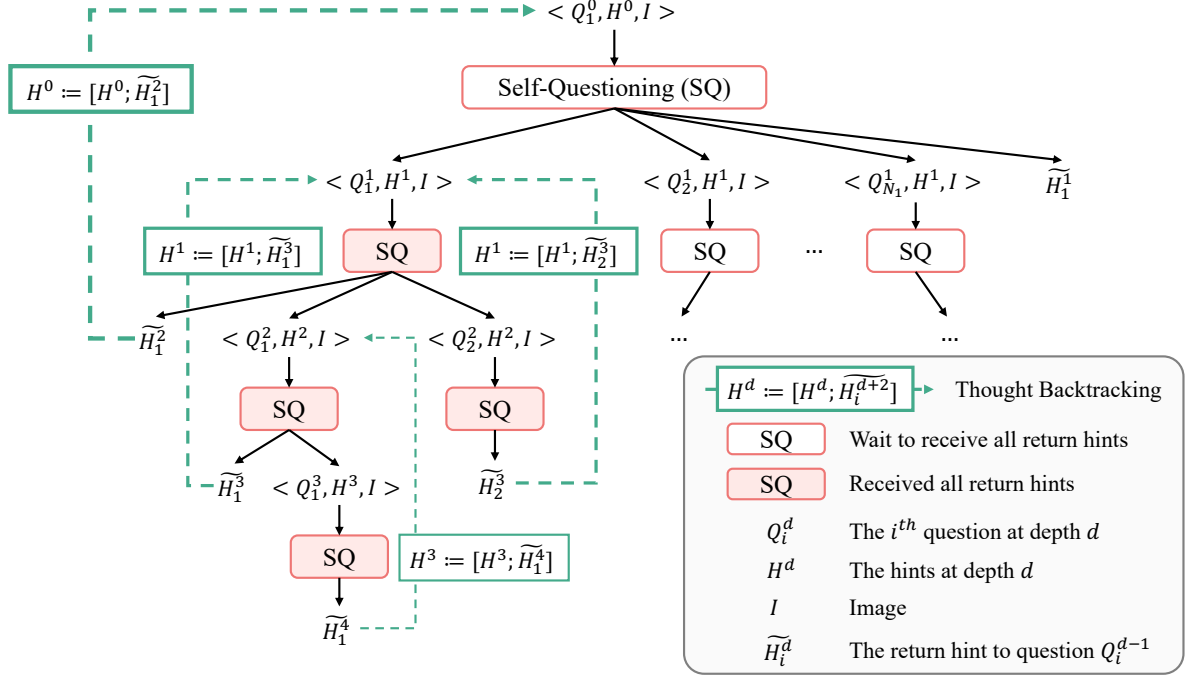


Figure 2: Overview of our SOCRATIC QUESTIONING framework.

explores a single way of thinking to approach a problem and errors from previous steps can easily accumulate (Turpin et al., 2023). Self-Consistency of CoT (Wang et al., 2022c) checks multiple paths of thinking but it is not efficient in exploring the thinking space, e.g., it is greedy after picking the starting point of a chain of thought. In addition, current CoT only represents a very limited form of human thinking process in which one knows where to start. However, in many complex tasks, even humans do not know the starting point, and different starting points or ways of thinking can lead to very different conclusions.

Inspired by the self-questioning and recursive thinking of humans, we propose SOCRATIC QUESTIONING, a novel divide-and-conquer fashion algorithm that simulates the top-down and bottom-up thinking process of a human, as shown in Figure 2. In the top-down phase, SOCRATIC QUESTIONING recursively breaks a problem into simpler sub-problems until the sub-problems can be solved. In the bottom-up phase, the solutions to the sub-problems are returned and used to solve the original problem. The input space of SOCRATIC QUESTIONING is a piece of text that clearly define a problem together with some context (e.g., images) and the output space is a textual answer to the problem. The core component that drives SOCRATIC QUESTIONING is a SELF-QUESTIONING (SQ) module, that leverages large-scale language

models to proactively raise and answer questions that are related to the target question or its context and can be viewed as intermediate reasoning steps. SOCRATIC QUESTIONING recursively backtracks intermediate thoughts acquired from SELF-QUESTIONING until reaching an answer to the original input question.

To show the effectiveness of SOCRATIC QUESTIONING, we take zero-shot visual question answering (VQA) as a case study. This task is challenging because LLMs lack the capability to directly process the visual images, but instead, are expected to recursively acquire visual information and external knowledge that is necessary and beneficial to answer the input question. We evaluate SOCRATIC QUESTIONING on zero-shot VQA with three public benchmark datasets: VQA-V2 (Goyal et al., 2017), OK-VQA (Marino et al., 2019), and AOK-VQA (Schwenk et al., 2022). SOCRATIC QUESTIONING shows significant improvement over several strong baselines on (almost) all the datasets. The qualitative analysis also demonstrates that SOCRATIC QUESTIONING is capable of eliciting the intermediate reasoning steps through SELF-QUESTIONING, like a critical thinker, and solving complex reasoning problems.

## 2 Related Work

**Prompting Large Language Models** With the scaling of both modal size and corpus size, large language models (LLMs) such as GPT-3 (Brown et al., 2020b) and ChatGPT (OpenAI, 2022) have exhibited emergent abilities (Wei et al.), including prompting (Brown et al., 2020b), in-context learning (Dong et al., 2022), and commonsense reasoning (Wei et al.). One notable example of emergent abilities is the Chain-of-Thought (CoT) (Wei et al., 2022) which steers large language models to resolve complex problems by guiding them to produce a sequence of intermediate steps before giving the final answer. Furthermore, recent studies also investigate instruction tuning (Wei et al., 2021) on large language models to improve their generalizability on unseen tasks. Building upon these emergent abilities and strategies, our proposed approach allows LLMs to actively search for visual information related to a complicated visual task and approach the solution of the original take by tackling simpler sub-tasks. Our methodology distinguishes itself from the Chain-of-Thought (CoT) paradigm by its recursive and active reasoning process. Unlike CoT, which follows a unidirectional, multi-step reasoning path, our proposed method leverages the power of recursive reasoning as illustrated in Figure 2.

**Multimodal Reasoning with Vision-Language Pre-trained Models** Recent advancements in the field of AI have demonstrated the success of large pre-trained visual-language models in reasoning across diverse multimodal tasks (Wang et al., 2022a; Alayrac et al., 2022; Li et al., 2023; Wang et al., 2022b). Several methodologies have been employed in constructing large visual-language models, including the pre-training of visual-language models on large-scale image-text datasets (Wang et al., 2022a,b), leveraging frozen pre-trained large language models and align the visual features to the text space via mapping network or cross-attention layer (Alayrac et al., 2022; Li et al., 2023) and multimodal instruction tuning (Xu et al., 2022).

Recent studies have further explored the collaboration among diverse language and visual models (Yang et al., 2022; Zeng et al., 2022; Huang et al., 2022). For example, PICa (Yang et al., 2022) utilize image captions as the bridge between visual model and GPT-3 to perform few-shot knowledge-

based VQA. Socratic models (Zeng et al., 2022) present a modular framework that utilizes language-based exchange between pre-trained models and other modules. However, these studies only rely on text as the shared interface, which can inevitably lead to information loss when translating visual information into language. Several concurrent studies (Wu et al., 2023; Surís et al., 2023; Lu et al., 2023) have also explored the utilization of large language models for composing various language and visual models. For example, Visual ChatGPT (Wu et al., 2023) proposes incorporating different visual foundation models by employing ChatGPT as a coordinator. ViperGPT (Surís et al., 2023) composes different visual and language models by generating Python code using pre-trained large language models. Meanwhile, Chameleon (Lu et al., 2023) proposes a plug-and-play compositional reasoning framework that can synthesize programs to assemble a wide range of tools and execute them sequentially to get final answers. In contrast to these contemporary studies, our proposed framework aims to tackle complex multimodal reasoning tasks by employing an active, recursive and multi-angle questioning strategy with both vision and language pre-trained models.

## 3 Method

### 3.1 SOCRATIC QUESTIONING

Figure 2 shows the overview of the SOCRATIC QUESTIONING approach, which is essentially a recursive thinking process involving a top-down exploration process (in black line) and a bottom-up backtracking process (in green line). The top-down exploration process proactively divides the question into simpler sub-questions. The bottom-up backtracking process recursively solves questions in which the answers to sub-questions are collected to solve the higher-level more complex questions.

In the beginning, we’re given a target question  $Q^0$ , an image  $I$ , and an optional hint  $H^0$ . The hint is initially null but will be gradually updated and enriched as the recursive thinking process continues and the SELF-QUESTIONING Module acquires more and more relevant factual and visual information.

At every depth  $d$ , we employ the top-down exploration process by invoking the SELF-QUESTIONING (SQ) module, which takes in the question  $Q^d$ , hint  $H^d$ , and Image  $I$ . SELF-QUESTIONING either generates the specific answer

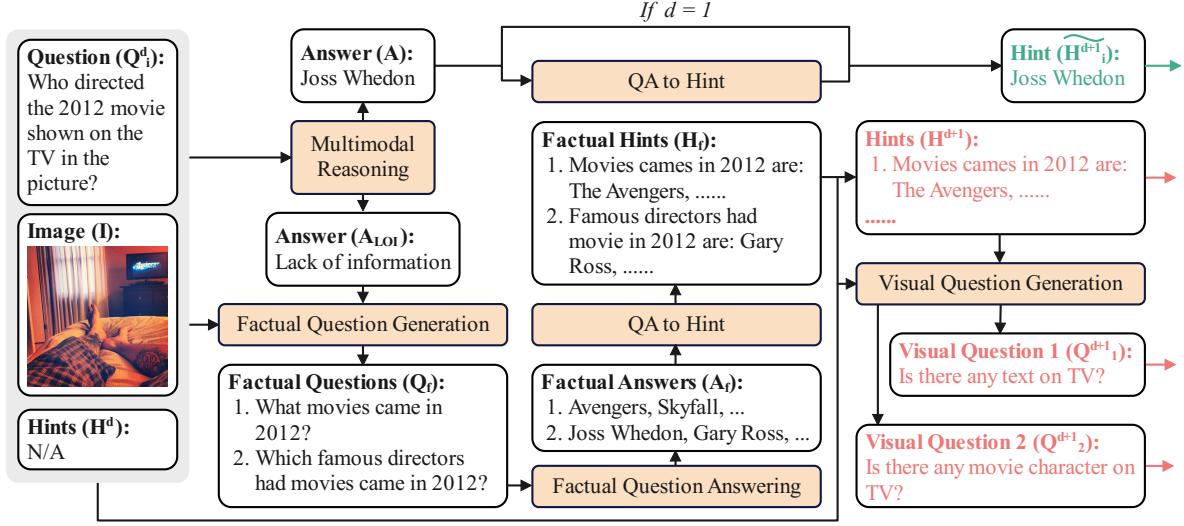


Figure 3: The overview of the SELF-QUESTIONING Algorithm.

$\tilde{H}^{d+1}$  for the target question **or** return the updated hints  $H^{d+1}$  along with a set of visual questions  $Q^{d+1}$  related to the input. If SELF-QUESTIONING can directly answer the target question, we start the bottom-up pass, otherwise, we continue the exploration process by looping through the set of newly generated sub-questions and input each question  $Q_i^{d+1}$  along with hints  $H^{d+1}$ , and image  $I$  to the SELF-QUESTIONING module. The bottom-up backtracking process starts when the SELF-QUESTIONING module outputs an answer  $A$  to the input question. The answers  $A$  to the sub-questions  $Q^{d+1}$  climb up the tree and update and enrich the hints  $H^d$  in their parent question  $Q_i^d$ . This recursive process continues until we reach the tree's root, and the target question  $Q_1^1$  is answered by  $\tilde{H}^2$ . We provide the pseudo-code of our proposed algorithm in Algorithm 1.

### 3.2 SELF-QUESTIONING

Figure 3 demonstrates the detailed step of the SELF-QUESTIONING algorithm. SELF-QUESTIONING algorithm takes in the question  $Q_i^d$ , image  $I$ , and hints  $H^d$  (if it is available), to try to generate an answer  $A$  via MR module. There are two cases for the return of MR module: (1) if  $A$  is not the pre-defined special phrase "Lack of information"  $A_{LOF}$ , answer  $A$  then be incorporated with question  $Q_i^d$  and transferred to a statement by QA-to-Hint module (skip if depth  $d = 1$ ) as hint  $H^{d+1}$ . Hint  $H^{d+1}$  is returned as the output of SELF-QUESTIONING. (2) If the MR module fails to answer the given question  $Q_i^d$  and return special phrase  $A_{LOI}$ , then SELF-

#### Algorithm 1: SOCRATIC QUESTIONING (Socratic\_Questioning)

**Input:** Question  $Q^d$ , Hint  $H^d$ , Image  $I$ , Current Depth  $d$ , Max Depth  $d_m$ , Current Turn  $t$ , Max Turn  $t_m$

**Output:** Final answer  $\tilde{H}^1$

```

1 for  $t \leq t_m$  do
2   // call self-questioning
3    $\langle Q^{d+1}, H^{d+1}, \tilde{H}^{d+1} \rangle \leftarrow SQ(Q^d, H^d, I, d, d_m, t, t_m)$ 
4   if  $Q^{d+1} \neq \emptyset$  then
5      $H^{d+1} \leftarrow \{\}$ 
6     for each  $Q_i^{d+1} \in Q^{d+1}$  do
7       // recursively gather visual info
8        $H_i^{d+2} \leftarrow \text{Socratic\_Questioning}(Q_i^{d+1}, H^{d+1}, I, d+1, d_m, t, t_m)$ 
9       // gather hint
10       $H^{d+1}.insert(H_i^{d+2})$ 
11     $t \leftarrow t + 1$ 
12     $H^d \leftarrow H^{d+1}$ 
13  else
14    return  $\tilde{H}^{d+1}$ 

```

QUESTIONING algorithm will raise help questions for more information. First, FQG module takes  $Q_i^d$ , image  $I$ , and hints  $H^d$  as input to raise several factual questions  $Q_f$ .  $Q_f$  will be answered by a FQA module with factual answers  $A_f$ .  $Q_f$



---

**Algorithm 2: SELF-QUESTIONING (SQ)**

---

**Input:** Question  $Q_i^d$ , Hint  $H^d$ , Image  $I$ ,  
Current Depth  $d$ , Max Depth  $d_m$ ,  
Current Turn  $t$ , Max Turn  $t_m$   
**Output:**  $\langle Q^{d+1}, H^{d+1}, \tilde{H}^{d+1} \rangle$

```
1 Must_Answer  $\leftarrow$  False
2 if  $d = d_m$  or  $t = t_m$  then
  | // call Multimodal Reasoning module
3   Must_Answer  $\leftarrow$  True
  | // call Multimodal Reasoning module
4  $A, C_i^d \leftarrow MR(Q_i^d, H^d, I, \text{Must\_Answer})$ 
5 if  $A \neq A_{LOI}$  then
6   if  $d \neq 1$  then
    | // call QA to Hint module
    |  $\tilde{H}^{d+1} \leftarrow QA2H(Q_i^d, A)$ 
7   else
    |  $\tilde{H}^{d+1} \leftarrow A$ 
8    $Q^{d+1} \leftarrow \emptyset$ 
9    $H^{d+1} \leftarrow \emptyset$ 
10   $\text{return} \langle Q^{d+1}, H^{d+1}, \tilde{H}^{d+1} \rangle$ 
11 else
  | // call Factual Question Generation module
12   $Q_f \leftarrow FQG(Q_i^d, H^d, C_i^d)$ 
  | // call Factual Question Answering module
13   $A_f \leftarrow FQA(Q_f)$ 
  | // call QA to Hint module
14   $H_f \leftarrow QA2H(Q_f, A_f)$ 
  |  $H^{d+1} \leftarrow H^d.\text{insert}(H_f)$ 
  | // call Visual Question Generation module
15   $Q^{d+1} \leftarrow VQG(Q_i^d, H^{d+1}, C_i^d)$ 
16   $\tilde{H}^{d+1} \leftarrow \emptyset$ 
17   $\text{return} \langle Q^{d+1}, H^{d+1}, \tilde{H}^{d+1} \rangle$ 
```

---

and  $A_f$  are incorporated and transferred to factual hints  $H_f$  via QA-to-Hint module.  $H_f$  is appended to input hints  $H^d$  to construct the updated hints  $H^{d+1}$ . Second, inputs of SELF-QUESTIONING algorithm and  $H_f$  will be taken as input to a Visual Question Generation module to raise  $n$  visual questions  $Q_1^{d+1}, \dots, Q_n^{d+1}$ . The combination of visual question  $Q_i^{d+1}$  and updated hints  $H^{d+1}$  is returned as the output of SELF-QUESTIONING algorithm in the case (2). We provide a pseudo-code of the SELF-QUESTIONING algorithm in Algorithm 2.

### 3.3 MULTI-MODAL REASONING (MR)

#### Module

The MR module aims to answer a visual question, either the target question or an intermediate question asked by the SELF-QUESTIONING module, based on the given image and an optional hint. We propose to leverage LLMs to answer visual questions since some of the visual questions are knowledge-demanding and LLMs are capable of storing commonsense and domain-specific knowledge and excel in complex reasoning tasks (Brown et al., 2020b; Zhang et al., 2022; Wei et al., 2022; Touvron et al., 2023). We propose to transfer the reasoning capability of LLMs to answer complex visual questions by transforming the image into text. The information embedded in images is dense and inaccessible to LLMs. A generic caption does not necessarily capture the visual information required to answer the question. Thus, we first employ a visual perception model, BLIP-2 (Li et al., 2023), to describe the content of the image that is specific to the question. The input to BLIP-2 is an image  $I$  and a text prompt  $q$  to query part of the image and the output is a image caption  $C_i^d$  describing of the part of the image related to the prompt:

$$C_i^d = \text{BLIP-2}(I, q).$$

After transforming the image into a text description, we further employ an LLM (i.e., GPT-3) to predict the answer. Specifically, the input to the LLM consists of the given question  $Q_i^d$ , image caption  $C_i^d$ , optional hints  $H^d$ , and a prompt  $p_{\text{MR}}$  carefully designed for LLM.  $H_i^d$  is a set of sentences containing the visual information of the image and commonsense knowledge related to the question.  $p_{\text{MR}}$  asks the LLM to follow the instruction and give the answer  $A$  based on the image caption and hints. When the hints are available,  $p_{\text{MR}}$  asks the LLM to indicate the hints used in its reasoning process. If there is insufficient information to answer the question, the LLM must output a pre-defined special phrase "Lack of information"  $A_{LOI}$ .

$$A = \text{LLM}(Q_i^d, C_i^d, H^d). \quad (1)$$

The detailed  $q$  and  $p_{\text{MR}}$  examples are presented in Appendix B.1.

#### 3.4 Factual Question Generation Module

Some of the multimodal tasks require commonsense or domain-specific knowledge. Although

LLMs can store and retrieve knowledge from its parameter, they are prone to hallucination and the black-box retrieving process is hard to debug. Thus, to clearly understand the factual knowledge used to perform the task, we propose a Factual Question Generation (FQG) module. Specifically, FQG is an LLM with a prompt  $p_{\text{FQG}}$  asking the LLM to illustrate the reason and then generate factual questions related to the task. FQG takes in the given question  $Q_i^d$ , image caption  $C_i^d$ , optional hints  $H^d$ , and generates a set of factual questions  $\mathcal{Q}_f$ .

$$\mathcal{Q}_f = \text{FQG}(Q_i^d, C_i^d, H^d). \quad (2)$$

The detailed prompt  $p_{\text{FQG}}$  examples are presented in Appendix B.2.

### 3.5 Factual Question Answering Module

We propose to leverage LLM as a Factual Question Answering module for answering the factual questions  $\mathcal{Q}_f$ . Previous work (Petroni et al., 2019) has shown that language models can achieve competitive performance with traditional NLP methods in knowledge retrieval. The FQA is an LLM with a prompt  $p_{\text{FQA}}$  asking it to generate the answer  $\mathcal{A}_f$  for given factual questions. The input to FQA is factual questions  $\mathcal{Q}_f$  and the prompt  $p_{\text{FQA}}$ .

$$\mathcal{A}_f = \text{FQA}(\mathcal{Q}_f). \quad (3)$$

The detailed prompt  $p_{\text{FQA}}$  examples are presented in Appendix B.3.

### 3.6 Visual Question Generation Module

Previous methods (Yang et al., 2022; Zeng et al., 2022) only use the BLIP-2 once to obtain the images' primary visual content, including generic captions or object names. However, the critical information necessary to perform a task may not always be included in the primary content. To address this problem, we propose a Visual Question Generation module (VQG) that generates visual questions  $\mathcal{Q}^{d+1}$  directing the BLIP-2's attention toward image content strongly related to the task. Specifically, VQG takes in the input question  $Q^d$ , hints  $H^{d+1}$ , image caption  $C_i^d$  with a prompt  $p_{\text{VQG}}$  asking the LLM to illustrate the reason and then produces a set of visual questions  $\mathcal{Q}^{d+1}$ . These visual questions are designed to query the image content from different perspectives and require minimal reasoning capability. The BLIP-2's responses

to these prompts can provide useful visual information to address the original task.

$$\mathcal{Q}^{d+1} = \text{VQG}(Q^d, H^{d+1}, C_i^d). \quad (4)$$

The detailed prompt  $p_{\text{VQG}}$  examples are presented in Appendix B.4.

### 3.7 QA-to-Hint Module

To make the hints  $H^{d+1}$  and  $\mathcal{H}_f$  provided to MULTI-MODAL REASONING in natural language, we use QA-to-Hint (QA2H) module to integrate and rewrite the questions posed by FQA and VQG as well as their answers to statement sentences. Specifically, we feed the question  $Q_i^d$ ,  $\mathcal{Q}_f$  and their answer  $\mathcal{A}$ ,  $\mathcal{H}_f$  to an LLM with prompt  $p_{\text{QA2H}}$ . The LLM is asked to rewrite the question to a statement sentence based on the answer.

$$H^{d+1} = \text{QA2H}(Q_i^d, \mathcal{A}) \quad (5)$$

$$\mathcal{H}_f = \text{QA2H}(\mathcal{Q}_f, \mathcal{A}_f) \quad (6)$$

The detailed prompt  $p_{\text{QA2H}}$  examples are presented in Appendix B.5.

## 4 Experiment Setups

### 4.1 Implementation Details

We use blip2-flan-t5-xl<sup>1</sup> as our Visual Perception module. We leverage ChatGPT (OpenAI, 2022) for Factual Question Generation, Factual Question Answering, Visual Question Generation, QA-to-Hint, and MULTI-MODAL REASONING. While ChatGPT generally outperforms GPT-3, we opt to employ GPT-3-davinci-003 in the MULTI-MODAL REASONING module to answer questions. This decision is motivated by the observation that ChatGPT tends to be excessively cautious and neutral, and avoids responding to some questions. We provide detailed sample prompts for each module in Appendix B.

### 4.2 Baselines

**BLIP-2** (Li et al., 2023) is a pre-trained vision-language model that leverages an efficient and generic pre-training strategy and achieves state-of-the-art performance on various vision-language tasks. In this work, we employ the released FLAN-T5-XL (Chung et al., 2022) checkpoint as the frozen LLM for BLIP-2.

<sup>1</sup><https://huggingface.co/Salesforce/blip2-flan-t5-xl>

**GPT-3 (Brown et al., 2020a)** is a large-scale pre-trained language model that demonstrates strong zero-shot and in-context learning ability on many tasks in natural language processing. GPT-3 serves as the single-modality baseline that only accepts natural language as the input. We adopt GPT-3-davinci-003 in our experiments.

**PICa (Yang et al., 2022)** is a multi-modality approach that prompts GPT-3 with image captions to solve VQA in an in-context learning manner. In our experiments, we implement PICa by using BLIP-2 as the image captioning model to prompt GPT-3-davinci-003 to perform the VQA tasks.

### 4.3 Evaluation Metrics

To assess the effectiveness of our framework, we employ the conventional VQA accuracy metric (Goyal et al., 2017) and we term it as "Traditional VQA Accuracy". Besides, since the metric applies a stringent penalization for minor discrepancies in grammatical structure in answers, we incorporate additional ground-truth answers to mitigate potential limitations of this metric. Specifically, for noun-based ground-truth answers, we add their corresponding plural forms to the answer set. For verb-based ground-truth answers, we include their progressive tenses as answers. Note that the supplementary answer variants maintain an equivalent quantity to their original counterparts.

In addition, to address the limitation due to synonyms and expression differences, we also employ a semantic-match-based accuracy. Specifically, we deploy a natural language inference (NLI) model to determine if the ground-truth answer and the model prediction have the same semantic meaning for a given question. For example, given an image of a person catching a Frisbee, to the question "*Why is this person reaching out?*", the prediction "*to catch Frisbee*" should be regarded as the same as the ground truth "*to catch*". In this work, we use ChatGPT as the NLI model. We show the prompt used for ChatGPT in evaluation in Appendix B.6.

### 4.4 Datasets

**VQA-V2 (Goyal et al., 2017)** is a dataset containing open-ended questions about images. We adopt its validation set for evaluation, where it includes over 40K real images and 2M corresponding question-answer pairs. One limitation of this dataset is that most questions are about simple visual recognition and they do not require much rea-

soning or external knowledge (Marino et al., 2019).

**OK-VQA (Marino et al., 2019)** is a VQA dataset that requires methods to draw upon external knowledge to answer questions. We use the test split with over 5K question-answer pairs in our evaluation.

**AOK-VQA (Schwenk et al., 2022)** is an augmented successor of OK-VQA, which is also a knowledge-based VQA benchmark. We conduct the experiments on its validation dataset that includes over 1K questions. The questions in AOK-VQA require a diverse base of commonsense knowledge and performing some form of reasoning to obtain the answers.

**Data Leakage in BLIP-2 and GPT-3** In our preliminary experiments, we discovered an issue that pre-trained models could be subject to data leakage during their pre-training stage. We observed that the baseline models (i.e., BLIP-2 and GPT-3) achieved unjustifiably high performance across all three VQA datasets even without taking images as inputs (see Table 1). To address this issue, we applied a filtering process to remove such contaminated instances. We first test the BLIP-2 and GPT-3 on zero-shot VQA tasks while replacing the original input image with an image composed entirely of black pixels of the same size. Then, we only retain the samples where the models failed to yield a correct answer when the original image is not given. After the filtering, we adopt the 500, 462, and 444 test samples for VQA-V2, OK-VQA, and AOK-VQA, respectively. We use these clean examples for the evaluation throughout the rest of our experiments.

Model	VQA-V2	OK-VQA	AOK-VQA
BLIP-2	1.46	2.93	28.08
GPT-3	35.88	23.95	20.4

Table 1: Traditional VQA Accuracy (%) under the setting where no image is provided in the input.

## 5 Results and Discussions

### 5.1 Quantitative Results

Table 2 and 3 show the quantitative results using traditional VQA accuracy and semantic-based accuracy, respectively. For both results, our SOCRATIC QUESTIONING method outperforms the previous

Model	VQA-V2	OK-VQA	AOK-VQA
BLIP-2	36.7	21.14	0
PCl <sub>a</sub>	<u>43.18</u>	<u>29.94</u>	<u>28.6</u>
SOCRATIC (Ours)	<b>46.64</b>	<b>31.24</b>	<b>29.58</b>

Table 2: Traditional VQA Accuracy (%) based on Exactly Match. The best performance is highlighted in **bold** and the second best performance is highlighted with underline.

state-of-the-art approaches in most cases, often by a large margin. The only exception is semantic-based accuracy on the VQA-V2 dataset. A possible reason is that the VQA task on VQA-V2 focuses more on the visual recognition and detection aspect and does not require much reasoning capability and external knowledge. Approaches relying on the image caption model will lose some information in the process of image-to-text transformation. In contrast, BLIP-2, which directly takes the original image as input, has more advantages in identifying image content and thus performs better in the tasks that do not focus on benchmarking reasoning ability.

On the other datasets OK-VQA and AOK-VQA that require more outside knowledge and require reasoning capability, our SOCRATIC QUESTIONING outperforms both baselines. Compared with traditional VQA accuracy, improvement brought by our method is more significant in the semantic-based accuracy. There are two reasons: (1) With richer and more fine-grained information, the answers generated by SOCRATIC QUESTIONING are usually more complete and comprehensive. For example, for the ground-truth answer *table*, the answer given by our framework is “brown wood table in the center of the room”, which matches the image content and is more detailed. In this case, this answer will be considered as *correct* in semantic-based evaluation but getting a zero-score in the traditional evaluation. (2) Traditional evaluation metrics often over-penalize the minor surface differences (e.g., *rain* and *raining*, *sushi roll* and *sushi rolls*). Semantic-based evaluation method, however, is not limited by this problem.

## 5.2 Case Study

Figure 4 shows several examples of zero-shot VQA tasks based on the baselines and the SOCRATIC QUESTIONING. For the example in the first line in the figure, the answer from BLIP-2 is irrelevant to

Model	VQA-V2	OK-VQA	AOK-VQA
BLIP-2	<b>57.2</b>	46.75	43.29
PCl <sub>a</sub>	49.8	<u>48.05</u>	<u>46.85</u>
SOCRATIC (Ours)	<u>54.4</u>	<b>53.03</b>	<b>49.55</b>

Table 3: Semantic-based VQA Accuracy (%) using NLI. The best performance is highlighted in **bold** and the second best performance is highlighted with underline.

the given question, suggesting that the natural language understanding and reasoning capabilities of current VLMs are not robust enough on zero-shot multimodal reasoning tasks. Besides, we observe that without the ability to actively decompose a complex problem into solvable sub-parts, the existing multimodal approaches often fail to perform complex reasoning that requires probing the fine-grained evidence presented in the image and are heavily limited by the descriptive ability of the image captioning model. In the example in the third line in Figure 4, PCl<sub>a</sub> can only relies on a general description of the image “A man sitting on a chair talking on a cell phone.” and misses the details, i.e., *the ashtray full of cigarette butt* which is critical to answering the question. In contrast, our approach proactively seeks the hints that are potentially helpful to the task, performs recursive reasoning on the collected hint (i.e., “There is smoking-related objects on the table.”), and finally predicts the correct answer. This example clearly demonstrates the superiority of our SOCRATIC QUESTIONING approach over existing methods. We also show the visualization of the recursive thinking process in Appendix A.

## 6 Conclusion

We present SOCRATIC QUESTIONING, a novel divide-and-conquer fashion algorithm that is inspired by human’s self-questioning and recursive thinking processes. SOCRATIC QUESTIONING consists of a top-down reasoning phase that decomposes a complex problem into simpler sub-problems, and a bottom-top phase where the solutions to the sub-problems are recursively returned and used to solve the original problem at higher levels. SOCRATIC QUESTIONING is driven by SELF-QUESTIONING module that proactively raises and answers questions as intermediate reasoning steps. We use the zero-shot visual question answering (VQA) task that requires a considerable amount of complex reasoning as a case study of our al-






Image	Question	BLIP2	PICa		SOCRATIC QUESTIONING		
		Answer	Image Caption	Answer	Image Caption	Hints	Answer
	Why are the children wearing hats?	They are on a bus	A bus driving down a street with people walking around	Sun	A bus driving down a street with people walking around	1. Children wear hats for various reasons including protecting their head and face from the sun, <a href="#">keeping warm in cold weather</a> , and as a fashion accessory. 2. The <a href="#">weather conditions in the image</a> are cold.	Warmth
	The line the horse is walking on separates what?	A car from a truck	A horse walking through a parking lot next to cars	Pavement	A horse walking through a parking lot next to cars	1. The purpose of the lines in a parking lot is to <a href="#">mark the parking spaces</a> , direct the flow of traffic, etc. 2. The horse is walking on a <a href="#">white line</a> . 3. The horse is walking in an area of the <a href="#">parking lot where none type of vehicles are parked</a> .	Parking spaces
	Is the man a smoker?	No	A man sitting on a chair talking on a cell phone	No	A man sitting on a chair talking on a cell phone	1. Some common symbols or characteristics of a smoker are the smell of smoke on clothes or breath, yellowing of teeth or fingers, and persistent coughing. 2. There is <a href="#">smoking-related objects on the table</a> .	Yes

Figure 4: Selected examples of zero-shot VQA using BLIP-2 and SOCRATIC QUESTIONING (1-Depth 1-Turn, 2-Depth 2-Turn).

gorithm. Extensive experiments on three public VQA benchmarks validate the effectiveness of our SOCRATIC QUESTIONING. Moreover, qualitative analysis demonstrates our approach can effectively elicit valid intermediate reasoning steps and consequently yield a correct final answer while enjoying transparency and interpretability.

## References

- Jean-Baptiste Alayrac, Jeff Donahue, Pauline Luc, Antoine Miech, Iain Barr, Yana Hasson, Karel Lenc, Arthur Mensch, Katherine Millican, Malcolm Reynolds, Roman Ring, Eliza Rutherford, Serkan Cabi, Tengda Han, Zhitao Gong, Sina Samangooei, Marianne Monteiro, Jacob L. Menick, Sebastian Borgeaud, Andy Brock, Aida Nematzadeh, Sahand Sharifzadeh, Mikolaj Binkowski, Ricardo Barreira, Oriol Vinyals, Andrew Zisserman, and Karén Simonyan. 2022. [Flamingo: a visual language model for few-shot learning](#). In *NeurIPS*.
- Tom Brown, Benjamin Mann, Nick Ryder, Melanie Subbiah, Jared D Kaplan, Prafulla Dhariwal, Arvind Neelakantan, Pranav Shyam, Girish Sastry, Amanda Askell, et al. 2020a. Language models are few-shot learners. *Advances in neural information processing systems*, 33:1877–1901.
- Tom B. Brown, Benjamin Mann, Nick Ryder, Melanie Subbiah, Jared Kaplan, Prafulla Dhariwal, Arvind Neelakantan, Pranav Shyam, Girish Sastry, Amanda Askell, Sandhini Agarwal, Ariel Herbert-Voss, Gretchen Krueger, Tom Henighan, Rewon Child, Aditya Ramesh, Daniel M. Ziegler, Jeffrey Wu, Clemens Winter, Christopher Hesse, Mark Chen, Eric Sigler, Mateusz Litwin, Scott Gray, Benjamin Chess, Jack Clark, Christopher Berner, Sam McCandlish, Alec Radford, Ilya Sutskever, and Dario Amodei. 2020b. [Language models are few-shot learners](#). *CoRR*, abs/2005.14165.
- Hyung Won Chung, Le Hou, Shayne Longpre, Barret Zoph, Yi Tay, William Fedus, Eric Li, Xuezhi Wang, Mostafa Dehghani, Siddhartha Brahma, Albert Webson, Shixiang Shane Gu, Zhuyun Dai, Mirac Suzgun, Xinyun Chen, Aakanksha Chowdhery, Sharan Narang, Gaurav Mishra, Adams Yu, Vincent Y. Zhao, Yanping Huang, Andrew M. Dai, Hongkun Yu, Slav Petrov, Ed H. Chi, Jeff Dean, Jacob Devlin, Adam Roberts, Denny Zhou, Quoc V. Le, and Jason Wei. 2022. [Scaling instruction-finetuned language models](#). *CoRR*, abs/2210.11416.
- Qingxiu Dong, Lei Li, Damai Dai, Ce Zheng, Zhiyong Wu, Baobao Chang, Xu Sun, Jingjing Xu, and Zhifang Sui. 2022. A survey for in-context learning. *arXiv preprint arXiv:2301.00234*.
- Yash Goyal, Tejas Khot, Douglas Summers-Stay, Dhruv Batra, and Devi Parikh. 2017. Making the v in vqa matter: Elevating the role of image understanding in visual question answering. In *Proceedings of the IEEE conference on computer vision and pattern recognition*, pages 6904–6913.
- Wenlong Huang, Fei Xia, Ted Xiao, Harris Chan, Jacky Liang, Pete Florence, Andy Zeng, Jonathan Tompson, Igor Mordatch, Yevgen Chebotar, et al. 2022.

- Inner monologue: Embodied reasoning through planning with language models. *arXiv preprint arXiv:2207.05608*.
- Junnan Li, Dongxu Li, Silvio Savarese, and Steven C. H. Hoi. 2023. [BLIP-2: bootstrapping language-image pre-training with frozen image encoders and large language models](#). *CoRR*, abs/2301.12597.
- Pan Lu, Baolin Peng, Hao Cheng, Michel Galley, Kai-Wei Chang, Ying Nian Wu, Song-Chun Zhu, and Jianfeng Gao. 2023. Chameleon: Plug-and-play compositional reasoning with large language models. *arXiv preprint arXiv:2304.09842*.
- Kenneth Marino, Mohammad Rastegari, Ali Farhadi, and Roozbeh Mottaghi. 2019. Ok-vqa: A visual question answering benchmark requiring external knowledge. In *Conference on Computer Vision and Pattern Recognition (CVPR)*.
- OpenAI. 2022. ChatGPT: Optimizing language models for dialogue. <https://openai.com/blog/chatgpt/>.
- Fabio Petroni, Tim Rocktäschel, Sebastian Riedel, Patrick Lewis, Anton Bakhtin, Yuxiang Wu, and Alexander Miller. 2019. [Language models as knowledge bases?](#) In *Proceedings of the 2019 Conference on Empirical Methods in Natural Language Processing and the 9th International Joint Conference on Natural Language Processing (EMNLP-IJCNLP)*, pages 2463–2473, Hong Kong, China. Association for Computational Linguistics.
- Dustin Schwenk, Apoorv Khandelwal, Christopher Clark, Kenneth Marino, and Roozbeh Mottaghi. 2022. A-okvqa: A benchmark for visual question answering using world knowledge. In *Computer Vision–ECCV 2022: 17th European Conference, Tel Aviv, Israel, October 23–27, 2022, Proceedings, Part VIII*, pages 146–162. Springer.
- Dídac Surís, Sachit Menon, and Carl Vondrick. 2023. Vipergpt: Visual inference via python execution for reasoning. *arXiv preprint arXiv:2303.08128*.
- Hugo Touvron, Thibaut Lavril, Gautier Izacard, Xavier Martinet, Marie-Anne Lachaux, Timothée Lacroix, Baptiste Rozière, Naman Goyal, Eric Hambro, Faisal Azhar, Aurélien Rodriguez, Armand Joulin, Edouard Grave, and Guillaume Lample. 2023. [Llama: Open and efficient foundation language models](#). *CoRR*, abs/2302.13971.
- Miles Turpin, Julian Michael, Ethan Perez, and Samuel R. Bowman. 2023. [Language models don’t always say what they think: Unfaithful explanations in chain-of-thought prompting](#). *CoRR*, abs/2305.04388.
- Peng Wang, An Yang, Rui Men, Junyang Lin, Shuai Bai, Zhikang Li, Jianxin Ma, Chang Zhou, Jingren Zhou, and Hongxia Yang. 2022a. [OFA: unifying architectures, tasks, and modalities through a simple sequence-to-sequence learning framework](#). In *International Conference on Machine Learning, ICML 2022, 17-23 July 2022, Baltimore, Maryland, USA*, volume 162 of *Proceedings of Machine Learning Research*, pages 23318–23340. PMLR.
- Wenhui Wang, Hangbo Bao, Li Dong, Johan Bjorck, Zhiliang Peng, Qiang Liu, Kriti Aggarwal, Owais Khan Mohammed, Saksham Singhal, Subhojit Som, and Furu Wei. 2022b. [Image as a foreign language: Beit pretraining for all vision and vision-language tasks](#). *CoRR*, abs/2208.10442.
- Xuezhi Wang, Jason Wei, Dale Schuurmans, Quoc V. Le, Ed H. Chi, and Denny Zhou. 2022c. [Self-consistency improves chain of thought reasoning in language models](#). *CoRR*, abs/2203.11171.
- Jason Wei, Maarten Bosma, Vincent Y. Zhao, Kelvin Guu, Adams Wei Yu, Brian Lester, Nan Du, Andrew M. Dai, and Quoc V. Le. 2021. [Finetuned language models are zero-shot learners](#). *CoRR*, abs/2109.01652.
- Jason Wei, Yi Tay, Rishi Bommasani, Colin Raffel, Barret Zoph, Sebastian Borgeaud, Dani Yogatama, Maarten Bosma, Denny Zhou, Donald Metzler, et al. Emergent abilities of large language models.
- Jason Wei, Xuezhi Wang, Dale Schuurmans, Maarten Bosma, Ed H. Chi, Quoc Le, and Denny Zhou. 2022. [Chain of thought prompting elicits reasoning in large language models](#). *CoRR*, abs/2201.11903.
- Chenfei Wu, Shengming Yin, Weizhen Qi, Xiaodong Wang, Zecheng Tang, and Nan Duan. 2023. Visual chatgpt: Talking, drawing and editing with visual foundation models. *arXiv preprint arXiv:2303.04671*.
- Zhiyang Xu, Ying Shen, and Lifu Huang. 2022. [Multi-instruct: Improving multi-modal zero-shot learning via instruction tuning](#).
- Zhengyuan Yang, Zhe Gan, Jianfeng Wang, Xiaowei Hu, Yumao Lu, Zicheng Liu, and Lijuan Wang. 2022. [An empirical study of GPT-3 for few-shot knowledge-based VQA](#). In *Thirty-Sixth AAAI Conference on Artificial Intelligence, AAAI 2022, Thirty-Fourth Conference on Innovative Applications of Artificial Intelligence, IAAI 2022, The Twelveth Symposium on Educational Advances in Artificial Intelligence, EAAI 2022 Virtual Event, February 22 - March 1, 2022*, pages 3081–3089. AAAI Press.
- Andy Zeng, Adrian Wong, Stefan Welker, Krzysztof Choromanski, Federico Tombari, Aveek Purohit, Michael S. Ryoo, Vikas Sindhwani, Johnny Lee, Vincent Vanhoucke, and Pete Florence. 2022. [Socratic models: Composing zero-shot multimodal reasoning with language](#). *CoRR*, abs/2204.00598.
- Susan Zhang, Stephen Roller, Naman Goyal, Mikel Artetxe, Moya Chen, Shuohui Chen, Christopher Dewan, Mona T. Diab, Xian Li, Xi Victoria Lin,

Todor Mihaylov, Myle Ott, Sam Shleifer, Kurt Shuster, Daniel Simig, Punit Singh Koura, Anjali Sridhar, Tianlu Wang, and Luke Zettlemoyer. 2022. [OPT: open pre-trained transformer language models](#). *CoRR*, abs/2205.01068.

## A Visualization of Recursive Thinking Process

Figure 5 shows a complete recursive thinking process of our SOCRATIC QUESTIONING method. It involves 4 additional questions to acquire additional information to answer the target question. From this example, we see that LLMs, such as GPT-3 or ChatGPT, have strong capabilities not only in reasoning but also self-questioning. Given the target question to be answered, “*Why are the children wearing hats?*”, LLMs are able to proactively acquire additional commonsense knowledge through factual questions, e.g., “*What are the common reasons why children wear hats?*”, and fine-grained visual information from the input image, e.g., “*What’s the position of the sun in the sky at the time the children are shown wearing hats?*”, “*Are the weather conditions in the image cold or hot?*”. By combining the additional knowledge, e.g., “*cold weather makes people wear hats*” and visual information, e.g., “*it is cold*”, acquired from the recursive Self-Questioning process, the model finally achieves the answer “*warmth*”. This analysis demonstrates that the recursive thinking process of our approach is highly transparent and interpretable.

## B Prmopt Templates

### B.1 Prompts template of MR

See Figure 6 and 7.

### B.2 Prompts template of FQG

See Figure 8.

### B.3 Prompts template of FQA

See Figure 9.

### B.4 Prompts template of VQG

See Figure 10.

### B.5 Prompts template of QA-to-Hint

See Figure 11.

### B.6 Prompt for chatGPT for semantic-based accuracy evaluation

See Figure 12.



Figure 5: Visualization of a complete recursive thinking process of SOCRATIC QUESTIONING (2-Depth 2-Turn). The process is initialized on the left and is continued on the right.



*// System define*  
Imagine you are a blind but intelligent question answering system. You are asked a visual question about an image. I will provide you the caption of the image and some useful visual hints. Please use your best judgement to answer the visual question.

*// Demonstration*  
**Image Caption:**  

- A man holding a dog on his back.

**Hints:**  
1. Dogs usually use mouth to catch objects  
2. The popular game people play with dog is frisbee  
3. The man is holding a frisbee  
**Question:**  

- Which part of this animal would be in use of it was playing the game that is played with the items the man is holding? (If the information is not enough to answer the question, answer "lack of information")

**Answer:**  

- Hints 1,2,3 are useful. The answer is: mouth

**Image Caption:**  

- A busy city street with many people walking around.

**Question:**  

- Why might someone go to this place? (If the information is not enough to answer the question, answer "lack of information")

**Answer:**  

- Shop

**Image Caption:**  

- A bowl of oranges in a bowl.

**Question:**  

- What states are these grown in? (If the information is not enough to answer the question, answer "lack of information")

**Answer:**  

- Lack of information

*// Input*  
**Image Caption:**  

- A bathroom with a toilet and a sink.

**Hint:**  
1. Toilet could be used by both man and woman  
2. There is a razor near the sink  
**Question:**  

- Who leaves a toilet like this? (If the information is not enough to answer the question, answer "lack of information")

**Answer:**

Figure 6: Prompt template of TM module.

*// System define*  
Imagine you are a blind but intelligent question answering system. You are asked a visual question about an image. I will provide you the caption of the image and some useful visual hints. Please use your best judgement to answer the visual question.

*// Demonstration*  
**Image Caption:**  

- A man holding a dog on his back.

**Hints:**  
1. Dogs usually use mouth to catch objects  
2. The popular game people play with dog is frisbee  
3. The man is holding a frisbee  
**Question:**  

- Which part of this animal would be in use of it was playing the game that is played with the items the man is holding? (Must return an answer. The final answer should be 1 or 2 words (maximum 2 words). If you are not sure, you can guess the most plausible answer)

**Answer:**  

- Hints 1,2,3 are useful. The answer is: mouth

**Image Caption:**  

- A busy city street with many people walking around.

**Question:**  

- Why might someone go to this place? (Must return an answer. The final answer should be 1 or 2 words (maximum 2 words). If you are not sure, you can guess the most plausible answer)

**Answer:**  

- Shop

*// Input*  
**Image Caption:**  

- A bathroom with a toilet and a sink.

**Hint:**  
1. Toilet could be used by both man and woman  
2. There is a razor near the sink  
**Question:**  

- Who leaves a toilet like this? (Must return an answer. The final answer should be 1 or 2 words (maximum 2 words). If you are not sure, you can guess the most plausible answer)

**Answer:**

Figure 7: Prompt template of TM module (force answer).

```
// System define
Imagine you are a blind but intelligent asker only given a
question and description of an image. You need to ask
me (at most 5) questions about facts or commonsense
knowledge to help you get more information about the
image to help answer the given question. Important
notes: do not use pronouns in your generated questions.
Each question can only contain one argument. Do not
just ask Yes/No questions.

// Demonstration
Image Caption:

- A bowl of oranges in a bowl.

Question:

- What states are these grown in?

Factual Questions:

1. Reason: Each US state has different specialties.
      Question: In which state in the USA are oranges
      grown?
2. Reason: Oranges grow in states where the
      environment is good for them.
      Question: What environments are suitable for orange
      growth?



// Input
Image Caption:

- A bedroom with a bed and a canopy.

Question:

- Is this a room for a boy or a girl?

Factual Questions:
```

Figure 8: Prompt template of FQG module.

```
// System define
Imagine you are a polymath familiar with encyclopedias
and all kinds of common-sense knowledge. You need to
answer a question about some facts or some common-
sense knowledge in short sentence.

// Demonstration
Question:

- What is human life expectancy in the United States?

Answer:

- Human life expectancy in the United States is 78
      years.



// Input
Question:

- In which state in the USA are oranges grown?

Answer:
```

Figure 9: Prompt template of KB module.

```
// System define
Imagine you are a blind but intelligent system. You are
given the context of an image and a question about the
image. However, the current context is insufficient to
answer the question. You should ask me at least two
short questions about visual information in the image to
help you answer the question. Important notes: do not
use pronouns in your generated questions. Each question
can only contain one argument. Do not just ask Yes/No
questions.

// Demonstration
Image Caption:

- Two women walking on a sidewalk with an umbrella.

Question:

- Are the ladies friends?

Visual Prompts:

1. Reason: People with close relationships, such as
      friends, walk closer.
      Prompt: Are the two women walking close to each
      other?
2. Reason: The body language between friends will be
      more intimate, such as hugging, holding hands, etc.
      Prompt: What's the body language of the two
      women?

Image Caption:

- A horse pulling a carriage with two people in it.

Hints:

1. People generally use tools like bridles to force horses
      to work.

Question:

- Does the horse do this because it wants to?

Visual Prompts:

1. Reason: When animals are forced to work, they show
      facial expressions such as anger and sadness.
      Prompt: What is the expression on the horse's face
      while it's pulling the carriage?
2. Reason: Humans often use tools such as bridles to
      control animals and force them to work.
      Prompt: What type of tools or equipment is being
      used to control the horse while it pulls the carriage?



// Input
Image Caption:

- A bedroom with a bed and a canopy.

Question:

- Is this a room for a boy or a girl?

Hints:

1. The commonly used colors for boys' interior
      decoration are blue and gray.
2. The commonly used colors for girls' interior
      decoration are pink and white.

Visual Prompts:
```

Figure 10: Prompt template of VPG module.

```
// System define
You are given a question-and-answer pair, can you help
me to merge the question and answer into a statement
sentence. If the question or the answer is ambiguous you
can just output the token "unknown". If the merged
sentence is ambiguous, you can just output the token
"unknown". If you can merge the question-and-answer
pair, just output the sentence.

// Input
Question:

- In which state in the USA are oranges grown?

Answer:

- California

Statement:
```

Figure 11: Prompt template of AM module.

```
// System define
Imagine you are a strict marking teacher or grader. I will
give you a question, a correct answer, and a student
answer. You need to tell me "1" or "0" (where 1 means
correct, 0 means incorrect). "1" does not mean the
student's answer must exactly match the correct answer.
If they have the same meaning for the given question,
then it is also "1". However, an ambiguous answer is "0"
(e.g., correct answer: "1789", student answer: "long long
ago").

// Input
Question:

- In which state in the USA are oranges grown?

Correct Answer:

- California

Student Answer:

- California state

Grade:
```

Figure 12: Prompt template for chatGPT of semantic-based evaluation.