

# Coverage-based Example Selection for In-Context Learning

Shivanshu Gupta<sup>1</sup>   Matt Gardner<sup>2</sup>   Sameer Singh<sup>1</sup>  
<sup>1</sup>University of California Irvine   <sup>2</sup>Scaled Cognition  
 {shivag5,sameer}@uci.edu, mattgardner@microsoft.com

## Abstract

In-context learning (ICL), the ability of large language models to perform novel tasks by conditioning on a prompt with a few task examples, requires demonstrations that are informative about the test instance. The standard approach of independently selecting the most similar examples selects redundant demonstrations while overlooking important information. This work proposes a framework for assessing the informativeness of demonstrations based on their coverage of salient aspects (e.g., reasoning patterns) of the test input. Using this framework, we show that contextual token embeddings effectively capture these salient aspects, and their recall measured using BERTScore-Recall (BSR) yields a reliable measure of informativeness. Further, we extend recall metrics like BSR to propose their *set* versions to find maximally informative sets of demonstrations. On 6 complex compositional generation tasks and 7 diverse LLMs, we show that SET-BSR outperforms the standard similarity-based approach by up to 16% on average and, despite being learning-free, often surpasses methods that leverage task or LLM-specific training.<sup>1</sup>

## 1 Introduction

Large language models (LLMs) (Devlin et al., 2019; Brown et al., 2020) are capable of generalizing to novel tasks (Brown et al., 2020) by conditioning on textual prompts consisting of a few task demonstrations. This training-free paradigm of few-shot inference, known as In-context learning (ICL), reduces the cost of modeling new tasks while also providing an interpretable and customizable interface (Liu et al., 2022; Wei et al., 2023) and improving generalization (Anil et al., 2022; Qiu et al., 2022b; Drozdov et al., 2023) and reasoning skills (Wei et al., 2023). However, ICL performance is critically sensitive to the choice

<sup>1</sup>Code to be released soon at <https://github.com/Shivanshu-Gupta/icl-coverage>.

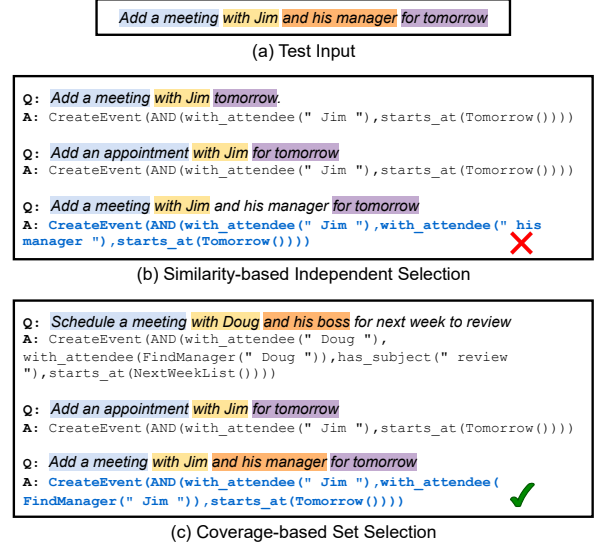


Figure 1: (a) Test input with salient aspects highlighted. (a) Independently selecting similar demonstrations leads to redundancy and failure to demonstrate all salient aspects, in this case, the functionality of finding the manager. (b) Coverage-based selection using SET-BSR mitigates this by selecting a less similar example that contains the missing information. **Blue** font indicates generation from LLM.

of demonstrations (Zhao et al., 2021; Liu et al., 2022; Lu et al., 2022; Rubin et al., 2022; Schick and Schütze, 2021), as the LLM relies on them for understanding and solving the test instance.

The standard approach to selecting demonstrations from a pool of candidate instances is to independently score them using a relevance metric and choose the top-ranked ones. However, cosine similarity and BM25, the two commonly used metrics, are sub-optimal for selecting demonstrations due to their reliance on a single dense embedding and unigram overlap, respectively. Moreover, since it selects examples independently, this approach ignores the utility of the examples as a set. It is particularly inadequate for complex compositional tasks like semantic parsing (Levy et al., 2022) where no single candidate might contain all rea-

soning patterns, and so such an approach would select multiple redundant instances with the same reasoning patterns but fail to demonstrate the others. Figure 1 shows an example of such a failure where similarity-based selection picks demonstrations that are paraphrases but fails to demonstrate how to "find manager". Prior work on selecting demonstrations as a set (Ye et al., 2023; Levy et al., 2022) required task and/or LLM-specific training, limiting their practicality. For this reason, simple yet widely applicable learning-free methods like BM25 and cosine similarity remain the most popular approaches for demonstration selection.

In this work, we propose a novel framework for selecting sets of maximally informative demonstrations for the salient aspects of the test input, e.g., reasoning patterns, entities, etc. Demonstrations selected using this framework are thus informative about the test input and help the LLM understand and solve it. We use this framework to explore different ways to characterize salient aspects, including syntactic structures like dependency parse subtrees and contextual token embeddings, while using BM25 and BERTScore (BSR) (Zhang\* et al., 2020) to measure their coverage, respectively. Further, to select the demonstrations as a set, we extend the relevance metrics to measure the informativeness of sets of demonstrations. We show that these set-level metrics are submodular and can be efficiently optimized to find the set of demonstrations that maximally covers the salient aspects.

We evaluate our demonstration selection methods on six complex compositional generation tasks and 7 LLMs of different sizes and pretraining methodologies. Our results show that among instance-level metrics BSR consistently outperforms BM25 and cosine similarity with up to 8% average improvement over the latter. Further, selecting demonstrations as a set using SET-BSR, the set-extension of BSR, consistently improves performance across all datasets and is particularly effective in compositional settings where it grows in effectiveness with LLM size. With the 175B parameter Codex LLM, SET-BSR outperforms the standard cosine-similarity by upto 16% on average with upto 49% improvement in some splits, and, despite being learning-free, is on par or better than learning-based methods like Rubin et al. (2022); Levy et al. (2022); Ye et al. (2023) that require task and/or LLM-specific training.

## 2 Related Work

In-context learning is a powerful new framework of few-shot inference that allows using LLMs for novel tasks without the need for expensive supervised fine-tuning. In addition to reduced cost, it has several other advantages over supervised fine-tuning: it provides a more interpretable and customizable interface to using LLMs (Liu et al., 2022; Wei et al., 2023); and retention of linguistic understanding and knowledge from pretraining leading to improved generalization (Anil et al., 2022; Qiu et al., 2022b; Drozdov et al., 2023) and reasoning skills (Wei et al., 2023).

However, the performance of ICL is critically sensitive to the choice of demonstrations (Zhao et al., 2021; Liu et al., 2022). This has led to a growing interest in techniques for selecting good demonstrations. Prior work can be roughly classified into (1) independently scoring and retrieving demonstrations (Liu et al., 2022; Rubin et al., 2022), (2) selecting diverse demonstrations to reduce redundancy among them (Su et al., 2022; Levy et al., 2022; Agrawal et al., 2022), and (3) selecting demonstrations that minimize the entropy of the LLM’s output distribution for the test input (Lu et al., 2022; Wu et al., 2023). More recent work has also tried training RL agents (Lu et al., 2023) and using Bayesian inference (Wang et al., 2023). The most similar studies to ours are Levy et al. (2022) and Ye et al. (2023). Levy et al. (2022) select diverse demonstrations that cover substructures of the target output predicted by task-specific classifiers but are limited in applicability to a few semantic parsing tasks. Ye et al. (2023) used Determinantal Point Processes (Kulesza, 2012) to select a diverse set of demonstrations similar to the test instance but did not optimize for coverage directly and required training with the LLM. Moreover, both methods require task or LLM-specific training which limits their ease of use and effectiveness for larger LMs.

## 3 Preliminaries

**In-context learning** is the ability of large language models (LLMs) to generalize to novel tasks without training by just conditioning on a few task demonstrations. Formally, given demonstrations  $\{(x_i, y_i)\}_{i=1}^k$  and the test input  $x_{\text{test}}$ , it involves using textual templates to linearize instance inputs and outputs into sequences of tokens from the LLM vocabulary,  $\mathbf{x} = \mathcal{I}(x) = \langle x_1 \dots x_{|\mathbf{x}|} \rangle$  and  $\mathbf{y} = \mathcal{O}(y) = \langle y_1 \dots y_{|\mathbf{y}|} \rangle$ . The linearizations

of the demonstrations and the test input are then concatenated to form a prompt and fed to the LLM for conditional generation of the test output:

$$\mathbf{y}_{\text{test}} \sim \mathcal{P}_{LLM}(\cdot \mid \mathbf{x}_1, \mathbf{y}_1, \dots, \mathbf{x}_K, \mathbf{y}_K, \mathbf{x}_{\text{test}}). \quad (1)$$

The interpretable and training-free nature of the ICL makes it an attractive alternative to supervised fine-tuning. However, its performance is highly sensitive to the choice and order of demonstrations.

**Demonstration Selection** identifies which examples to include in the prompt for any test instance. Formally, given a test input  $x_{\text{test}}$  and a pool of candidate demonstrations  $\mathcal{T} = \{z_i\}_{i=1}^N = \{(x_i, y_i)\}_{i=1}^N$ , the goal is to select a subset of  $k \ll N$  demonstrations that when included in the context make  $\mathbf{y}_{\text{test}}$  the most likely generation. A naive approach is to randomly sample  $k$  instances from  $\mathcal{T}$ , but this is sub-optimal since the demonstrations are often completely unrelated to the test input. Instead, the standard approach to selecting demonstrations that is informative about the test input is to independently assign each candidate  $z$  a score  $\text{score}(x, z)$  using a relevance metric and then select the top  $k$  candidates.

**Relevance Metrics** The two most commonly used relevance metrics for scoring demonstration are Cosine Similarity and BM25. Cosine Similarity uses a representation function  $\mathcal{R}$  to map the textual linearizations of the candidates and the test input to unit-norm embeddings  $\mathbf{r}_x = \mathcal{R}(x)$  in a common vector space and then computes the score as the dot product,  $\text{cosine}(x, z) = \mathbf{r}_x^T \mathbf{r}_z$ . BM25, on the other hand, is a sparse information retrieval algorithm that views the test input and the candidates as bags of terms and measures relevance as a weighted recall or coverage of these terms. Formally, the relevance of a candidate  $z$  is:

$$\text{tfidf}(x, z) = \sum_{s \in T_x} \text{idf}(s) \text{tf}(s, T_z) \quad (2)$$

where  $T_x$  and  $T_z$  are the set of terms in  $x$  and  $z$  respectively, and  $\text{tf}(s, T_z)$  and  $\text{idf}(s)$  are the term frequency and inverse document frequency statistics that measure the coverage of a particular term and the relative importance of terms respectively.

## 4 Informative Demonstrations

The limitation of the standard demonstration selection approach is that by independently scoring

the demonstrations, it ignores their utility as a set. For ICL to work, the demonstrations included in the context need to be informative about how to understand and solve the test input. In this section and the next, we describe our approach to selecting informative sets of demonstrations for ICL. We begin by defining our notion of informativeness of demonstrations in ICL and describing how to measure it. Thereafter, in § 5, we will discuss how to extend this notion to an algorithm for selecting optimally informative sets of demonstrations.

**Informativeness** We hypothesize that demonstrations should demonstrate the salient aspects, e.g., reasoning patterns, entities, etc., of the test input. Formally, denoting  $S_x$  as the set of salient aspects of the test input  $x$ , we measure the informativeness of a demonstration  $z$  in terms of the coverage of such salient aspects,

$$\text{cover}(x_{\text{test}}, z) = \sum_{s \in S_x} c(s, z) \quad (3)$$

where  $c(s, z)$  measures the coverage (or recall) of a single salient aspect  $s$  by  $z$ . Both Cosine Similarity and BM25 are special cases of this measure. For BM25,  $S_x = T_x$ , the set of unigrams  $T_x$  in  $x$ , and  $c(s, z)$  is the TF-IDF product  $\text{idf}(s) \text{tf}(s, T_z)$ . And Cosine Similarity, although not explicitly measuring recall of any salient aspects, can also be written in the form of Eq. 3 by defining  $S_x = [1, d]$  as the dimensions of the dense embedding, i.e.,

$$\text{cosine}(x, z) = \sum_{s=1}^d \mathbf{r}_x[s] \cdot \mathbf{r}_z[s] \quad (4)$$

Intuitively, this measures how well a demonstration covers the dimensions of the test input embedding.

**Salient Aspects** While both Cosine Similarity and BM25 are coverage measures, neither of them is a good measure of informativeness. While the former may capture some aspects of semantic similarity depending on the embedding quality, it is bottlenecked by using a single embedding. And, unigrams, the commonly used terms with BM25, are too small to capture most salient aspects. To accurately measure informativeness as defined in Eq. 3, it is necessary to characterize salient aspects precisely. One way to do so might be to use larger syntactic substructures of the input as terms with BM25. We experiment with using larger n-grams and subtrees of the dependency parse tree. However, such syntactic structures are constrained to the

surface form of the instance and hence may not capture meaning and aspects like reasoning patterns. A better way to capture salient aspects is to use contextualized token embeddings, the idea behind the BERTScore (Zhang\* et al., 2020) metric.

**BERTScore** was originally proposed as a metric for evaluating the quality of machine-generated text, such as machine translation or text summarization, by comparing it to a reference text. It leverages pre-trained contextual embeddings and matches words in the candidate and reference sentences by cosine similarity to compute precision, recall, and F1 measures. Formally, given the sequences of contextual embeddings  $\langle \mathbf{x}_1, \mathbf{x}_2, \dots, \mathbf{x}_{|x|} \rangle$  and  $\langle \mathbf{z}_1, \mathbf{z}_2, \dots, \mathbf{z}_{|z|} \rangle$  of tokens in  $x = \langle x_1, x_2, \dots, x_{|x|} \rangle$  and  $z = \langle z_1, z_2, \dots, z_{|z|} \rangle$  respectively, the precision, recall, and F1 measures are defined as follows:

$$\text{BSR}(x, z) = \sum_{x_i \in x} w(x_i) \max_j \mathbf{x}_i^T \mathbf{z}_j \quad (5)$$

$$\text{BSP}(x, z) = \sum_{z_j \in z} w(z_j) \max_i \mathbf{x}_i^T \mathbf{z}_j \quad (6)$$

$$\text{BSF1}(x, z) = \frac{2 \times \text{BSR}(x, z) \times \text{BSP}(x, z)}{\text{BSR}(x, z) + \text{BSP}(x, z)} \quad (7)$$

Here,  $w(x_i)$  is a weight assigned to token  $x_i$  and can be defined as  $\frac{1}{|x|}$  if treating each token as equally important or  $\frac{\text{idf}(x_i)}{\sum_{x_i \in x} \text{idf}(x_i)}$  if downweighting rare words.  $w(z_j)$  is defined analogously.

BERTScore can be used to evaluate demonstrations by treating the test input as the reference and the demonstration as the candidate. Note given our hypothesis that informative demonstrations are those that cover salient aspects, BERTScore-Recall should suffice for selecting demonstrations as opposed to using the full F1 metric.

## 5 Set-level Information Coverage

So far, we have focused on measuring the informativeness of a single demonstration to rank and independently select the most informative ones. However, since, as depicted in Fig. 1, it's unlikely that a single demonstration will cover all salient aspects, this approach can fail to cover salient aspects while also selecting redundant demonstrations that provide no new information. A scenario where this can happen is when the candidate pool contains close paraphrases (or duplicates). This suggests that demonstrations should be selected as a set.

### Algorithm 1 Greedy Optimization of Information Coverage with Sets

---

**Require:** Instance pool  $\mathcal{T}$ ; test input  $x_{\text{test}}$ ; desired number of demonstrations  $k$ ; coverage scoring function  $\text{setcov}$

- 1:  $Z \leftarrow \emptyset$  ▷ Selected Demonstrations
- 2:  $Z_{\text{curr}} \leftarrow \emptyset$  ▷ Current Set Cover
- 3:  $\text{curr\_cov} \leftarrow -\emptyset$
- 4: **while**  $|Z| < k$  **do**
- 5:    $z^*, \text{next\_cov} = \underset{z \in \mathcal{T} - Z}{\text{argmax}} \text{setcov}(x_{\text{test}}, Z_{\text{curr}} \cup z)$
- 6:   **if**  $\text{next\_cov} > \text{curr\_cov}$  **then** ▷ Add  $z^*$  if coverage improved
- 7:      $\text{curr\_cov} \leftarrow \text{next\_cov}$
- 8:      $Z \leftarrow Z \cup z^*$
- 9:      $Z_{\text{curr}} \leftarrow Z_{\text{curr}} \cup z^*$
- 10:   **else** ▷ otherwise start new cover
- 11:      $\text{curr\_cov} \leftarrow -\text{inf}$
- 12:      $Z_{\text{curr}} \leftarrow \emptyset$
- 13:   **end if**
- 14: **end while**
- 15: **return**  $Z$

---

**Set Metric** To measure the informativeness of a set of demonstrations, we propose the following natural extension of the coverage measure in Eq. 3 to a measure of coverage  $\text{setcov}(x_{\text{test}}, Z)$  for sets of demonstrations  $Z$ :

$$\text{setcov}(x_{\text{test}}, Z) = \sum_{s \in S_x} \max_{z \in Z} c(s, z) \quad (8)$$

Intuitively, this measures the coverage of each salient aspect as the best coverage it receives from any demonstration in the set. In other words, it requires that every salient aspect appears at least once in some demonstration without considering which or how many. Since each of cosine similarity, BM25 and BERTScore-Recall are special cases of Eq. 3, they can all be extended to measures for sets using Eq. 8.

**Submodularity** Given the combinatorial space of sets of demonstrations, for a measure on sets to be practical, it needs to be efficiently optimizable. Fortunately, the set-level metric, as defined above, is also sub-modular for any definition of  $c(x, z)$ . This follows from the fact that (1) for any given test instance,  $c(s, z)$  assigns a scalar weight to each demonstration  $z$  in the set, (2) maximum of weights across the set-elements is sub-modular, and (3) sum of sub-modular functions is also submodular. This means that the set-level metric can be optimized using a greedy algorithm with a constant factor approximation guarantee (Nemhauser et al., 1978).

**Algorithm** The greedy algorithm we use to select the optimal set of demonstrations for the set coverage metric is shown in Algorithm 1. In every



iteration, it finds a new demonstration that maximally increases coverage (line 4) and selects it if it increases the coverage of the current set of demonstrations. Otherwise, the algorithm resets and starts finding a new subset of demonstrations to cover the test instance (line 11-12). Assuming constant time for computing each  $c(x, z)$ , the time complexity of the algorithm is  $\mathcal{O}(k^2 N |S_{x_{\text{test}}}|)$ , where  $|S_{x_{\text{test}}}|$  is the number of terms and tokens in  $x_{\text{test}}$  for BM25 and BERTScore-Recall, respectively. This can be further reduced to  $\mathcal{O}(kN |S_x|)$  by taking advantage of the fact that the aspect coverage score for a candidate set in the iterative step decomposes into the scores of the current set  $c(s, Z) = \max_{z \in Z} c(s, z)$  and the candidate instance  $c(s, z')$  as follows,

$$\begin{aligned} \text{setcov}(x_{\text{test}}, Z \cup z') \\ = \sum_{s \in S_x} \max(c(s, Z), c(s, z')) \end{aligned} \quad (9)$$

In practice, by precomputing all the  $c(x, z)$  and using GPU acceleration, we found this to run in tens of milliseconds even with tens of thousands of demonstrations—significantly faster than the time for LLM inference itself.

## 6 Experimental Setup

### 6.1 Datasets

We experiment with IID and compositional splits of six different generation datasets: **GeoQuery** (Zelle and Mooney, 1996), **ATIS** (Hemphill et al., 1990; Dahl et al., 1994), **Overnight** (Wang et al., 2015), **SMCalFlow** (Andreas et al., 2020), **BREAK** (Wolfson et al., 2020), **MTOP** (Li et al., 2021). We summarize the various splits here and include detailed descriptions along with sample instances and prompt templates for each dataset in App. A.

For GeoQuery we use the standard IID splits along with three types of compositional splits: Template (Finegan-Dollak et al., 2018), TMCD (Keysers et al., 2020), Length. Following Levy et al. (2022), we use the compositional splits — three Template, three TMCD, and one Length — generated by Qiu et al. (2022a) and average results across the TMCD and Template splits. For ATIS and Overnight We experiment with an IID split and a Template split (Finegan-Dollak et al., 2018) each generated by (Gupta et al., 2022). For SMCalFlow, we experiment with splits in **SMCalFlow-CS** (Yin et al., 2021). Specifically, we experiment with an

IID split called 8-S and a compositional split, 32-C. For BREAK and MTOP we use only IID splits.

We evaluate using the validation set for the splits that have one, and the test set otherwise. Further, we evaluate on at most 1000 instances of the evaluation set, randomly subsampling 1000 when there are more. Finally, for our metric, we use Exact Match (EM) accuracy for all datasets except BREAK where we use LF-EM (Hasson and Berant, 2021), which is an improvement to EM to measure semantic equivalence.

### 6.2 Models

We experiment with the following LLMs:

**GPT-Neo-2.7B** (Black et al., 2021): A 2.7B-parameter LM trained on The Pile (Gao et al., 2020), an 825 GB text corpus.

**LLaMA** (Touvron et al., 2023): A collection of LMs ranging from 7B to 65B parameters pretrained on CommonCrawl, GitHub, Arxiv, etc. We experiment with **LLaMA-7B** and **LLaMA-13B**.

**StarCoder** (Li et al., 2023): A 15.5B parameter model trained on 80+ programming languages from The Stack (v1.2) dataset (Kocetkov et al., 2022).

**GPT-3.5-Turbo**<sup>2</sup>: 175B LM trained with RL to follow instructions and optimized for chat.

**Cushman, Codex**<sup>3</sup> (Chen et al., 2021): 12B and 175B parameter code-pretrained LMs.

GPT-Neo-2.7B, LLaMA-7B, LLaMA-13B, and Cushman have context window lengths of 2048, GPT-3.5-Turbo of 4096, Codex of 8001, and StarCoder of 8192.

### 6.3 Methods

#### 6.3.1 Learning-Free Methods

We compare the following learning-free metrics:

**Cosine Similarity** (COSINE) We use the Sentence-Bert library (Reimers and Gurevych, 2019) with the all-mpnet-base-v2<sup>4</sup> model. For independent selection, we use FAISS<sup>5</sup> (Johnson et al., 2019) to store embeddings and retrieve the most similar demonstrations.

**BM25** (BM25) We use the Okapi variant (Robertson et al., 1993; Jones et al., 2000) of BM25 from

<sup>2</sup><https://openai.com/blog/chatgpt/>. We use the gpt-3.5-turbo-0301 snapshot from March 2023.

<sup>3</sup>We use code-davinci-002 and code-cushman-001.

<sup>4</sup><https://huggingface.co/sentence-transformers/all-mpnet-base-v2>

<sup>5</sup><https://github.com/facebookresearch/faiss>

the rank\_bm25<sup>6</sup> library with three different types of syntactic structures as terms: unigrams, size-4 or smaller n-grams, and size-4 or smaller subtrees of the input dependency parse subtree (obtained using the spaCy<sup>7</sup> NLP toolkit.).

**BERTScore** We use the bert\_score<sup>8</sup> library (Zhang\* et al., 2020) with deberta-large-mnli and deberta-base-mnli models which are DeBERTa models (He et al., 2021) finetuned on the MNLI dataset (Williams et al., 2018). We will refer to the recall, precision, and F1 variants as BSR, BSP, and BSF1, respectively. Unless specified otherwise, we do not apply importance weighting (IDF) and use deberta-large-mnli.

Additionally, we also experiment with (1) a random baseline (RANDOM) that randomly selects demonstrations from the pool, and (2) with the set-extensions of COSINE, BM25 and BSR as described in § 5 which will be referred to as **SET-COSINE**, **SET-BM25**, and **SET-BSR** respectively.

### 6.3.2 Learning-Based Methods

We also compare with methods that require task or LLM-specific training. **EPR** (Rubin et al., 2022) uses LLM perplexity to train a dense retriever for each dataset. **CEIL** (Ye et al., 2023) uses EPR and an LLM to train a Determinantal Point Process (Kulesza, 2012) for each dataset and then uses it to select demonstrations that are both dissimilar to each other and similar to test instances. We use Ye et al. (2023)’s implementation of EPR and CEIL and use GPT-Neo-2.7B LLM. We also compare with **LF-COVERAGE** (Levy et al., 2022) a method for semantic parsing tasks, specifically SMCaFlow-CS and GeoQuery. It trains a classifier to predict logical form substructures and then selects diverse instances containing them. We use the shots provided by the authors for our evaluation.

### 6.4 Prompt Construction

For  $k$ -shot (we use  $k = 8$  unless specified otherwise) ICL with any given dataset (§ 6.1), demonstration selection method (§ 6.3) and LLM (§ 6.2), we construct the prompt as follows: (1) select upto  $k$  of demonstrations depending on the context window of the LLM; (2) order the demonstrations in the increasing order of relevance so that the most relevant demonstrations appear closest to the test input; and (3) concatenate the textual linearizations

<sup>6</sup>[https://github.com/dorianbrown/rank\\_bm25](https://github.com/dorianbrown/rank_bm25)

<sup>7</sup><https://spacy.io>

<sup>8</sup>[https://github.com/Tiiiger/bert\\_score](https://github.com/Tiiiger/bert_score)

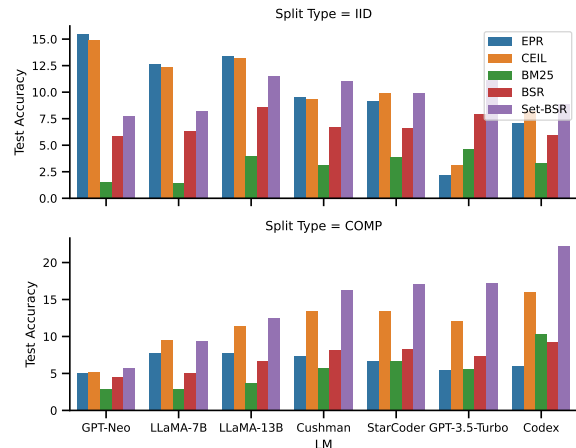


Figure 2: Absolute improvement in average 8-shot ICL performance on **IID** and **COM**positional splits as compared to COSINE.

of the ordered demonstrations and the test input using the dataset’s prompt template in Table 6. For set-selection methods, the demonstrations are ordered by their corresponding instance-level score. For the learning-based baselines, we use orderings recommended by the corresponding authors.

## 7 Results

We begin by comparing the performance of our proposed methods, BSR and SET-BSR, with prior learning-free and state-of-the-art learning-based methods in § 7.1. We then analyze the different metrics for measuring informativeness of individual demonstrations (§ 7.2) and the impact of coverage-based set selection using our set extension (§ 7.3).

### 7.1 Main Results

Table 1 compares average performance across all splits of these datasets for seven LLMs of varying sizes. For comparison with LF-COVERAGE, since it only works with GeoQuery and SMCaFlow-CS, we also show performances on the latter in Table 2. We include the performances on individual splits in Table 9 in App. D. It is evident that despite requiring no task or LLM-specific training, coverage-based set-selection of demonstrations using SET-BSR consistently outperforms all prior methods for all LLMs (except for GPT-Neo-2.7B with which EPR and CEIL are trained), with as much as 16% and 3% average improvements over COSINE and CEIL respectively for Codex.

### SET-BSR is more effective with larger LLMs

The effectiveness of SET-BSR monotonically improves as LLMs become more powerful. The trend

	Selector	GPT-Neo	LLaMA-7B	LLaMA-13B	Cushman	StarCoder	GPT-3.5-Turbo	Codex
Learning Free	<b>RANDOM</b>	5.2 (-21.8)	5.4 (-26.9)	9.2 (-27.3)	11.3 (-31.0)	12.9 (-31.7)	12.5 (-30.2)	19.8 (-31.1)
	<b>COSINE</b>	27.0	32.3	36.5	42.3	44.6	42.7	50.9
	<b>BM25</b>	29.3 (+2.2)	34.5 (+2.2)	40.3 (+3.8)	46.8 (+4.5)	50.0 (+5.4)	47.8 (+5.1)	58.0 (+7.1)
Trained	<b>EPR</b>	38.3 (+11.3)	43.7 (+11.4)	48.1 (+11.6)	51.8 (+9.5)	53.5 (+8.9)	47.4 (+4.7)	58.5 (+7.6)
	<b>CEIL</b>	38.1 (+11.1)	44.5 (+12.1)	49.9 (+13.4)	54.8 (+12.5)	57.3 (+12.7)	51.2 (+8.5)	64.0 (+13.1)
Ours	<b>BSR</b>	32.1 (+5.1)	38.0 (+5.6)	44.0 (+7.6)	49.8 (+7.5)	52.1 (+7.5)	50.3 (+7.6)	58.6 (+7.7)
	<b>SET-BSR</b>	33.7 (+6.7)	41.2 (+8.9)	48.5 (+12.0)	56.2 (+13.8)	58.4 (+13.8)	57.0 (+14.4)	66.9 (+16.0)

Table 1: Average 8-shot ICL performance across all datasets and splits using different LLMs and demonstration-selection methods. In brackets is the absolute performance improvement over COSINE.

	Selector	8_S	32_C
Learning Free	<b>RANDOM</b>	31.9 (-22.8)	7.4 (-4.5)
	<b>COSINE</b>	54.7	11.9
	<b>BM25</b>	65.4 (+10.7)	29.4 (+17.5)
Trained	<b>EPR</b>	76.3 (+21.6)	21.7 (+9.8)
	<b>CEIL</b>	77.5 (+22.8)	40.1 (+28.2)
	<b>LF-COVERAGE</b>	66.3 (+11.6)	45.9 (+33.9)
Ours	<b>BSR</b>	72.5 (+17.8)	31.5 (+19.6)
	<b>SET-BSR</b>	75.7 (+21.0)	61.2 (+49.3)

Table 2: 8-shot ICL performance on SMCaFlow-CS using Codex. In brackets is the absolute performance improvement over COSINE.

Selector	ALL	IID	COMP
<b>BSF1</b>	57.9	71.0	46.6
<b>BSP</b>	52.0	65.5	40.5
<b>BSR</b>	58.6	71.5	47.5

Table 3: Comparison of average performance with different variants of BERTScore for 8-shot ICL with Codex on **IID**, **COM**positional, and **ALL** splits. Recall is on par with the full F1 metric, in line with our characterization of informativeness as coverage.

is particularly pronounced in compositional splits, where it gets 25% absolute improvement v/s COSINE on average (Fig. 2) and 49% improvement on the 32-C split of SMCaFlow-CS (Table 2).

**Learning-based methods do not leverage larger LLMs** EPR and CEIL having been trained on a smaller LLM, have difficulty taking advantage of larger, more powerful LLMs, even becoming less effective on IID splits (see Fig. 2). As training with the increasingly large LLMs becomes prohibitively expensive and impractical, this demonstrates a serious limitation of learning-based methods.

## 7.2 Measure of Informativeness

**Contextual embeddings accurately capture salient aspects** From Table 1 we see that BSR clearly outperforms COSINE and BM25 with up to 8 point improvement on average with Codex. This is observed in both IID and compositional splits

Selector	ALL	IID	COMP
<b>BM25</b>	58.0	68.9	48.7
<b>+ Coverage</b>	53.7	63.4	45.4
<b>BM25[4-gram]</b>	56.4	67.1	47.2
<b>+ Coverage</b>	61.3	68.9	54.8
<b>BM25[4-depst]</b>	55.1	65.5	46.2
<b>+ Coverage</b>	61.6	68.6	55.5

Table 4: Comparison of average performance with variants of BM25 for 8-shot ICL with Codex on **IID**, **COM**positional, and **ALL** splits. **+ COVERAGE** indicates coverage-based selection using our set-extension.

(see Fig. 2) and with varying number of demonstrations (see Fig. 4). Larger syntactic substructures do not improve the performance of BM25 (see Table 4). These results show that contextual embeddings are indeed better at capturing salient aspects.

**BSR outperforms other variants** Comparing the performance of the variants of BERTScore, for Codex in Table 3, and other LLMs in Fig. 7 in App. B, it is evident that recall is on par or better than the full F1 metric. This supports our hypothesis that recall or coverage (of salient aspects) is a sufficient metric for informativeness. We include additional ablations in App. B, analyzing the effect of using importance weighting (IDF) and using a larger LM to compute token embeddings for BSR.

## 7.3 Coverage-based Set Selection

**Impact on performance** From Fig. 3, we see that coverage-based set selection is most effective in compositional splits where it improves the average performance of all metrics including COSINE. This shows the importance of selecting demonstrations as a set in compositional settings where examples demonstrating all the salient aspects of the test input are even less likely to exist. The set extension is less effective in IID splits and even hurts performance for COSINE and vanilla unigram BM25. Overall, BSR and BM25 with larger substructures benefit the most from the set extension.

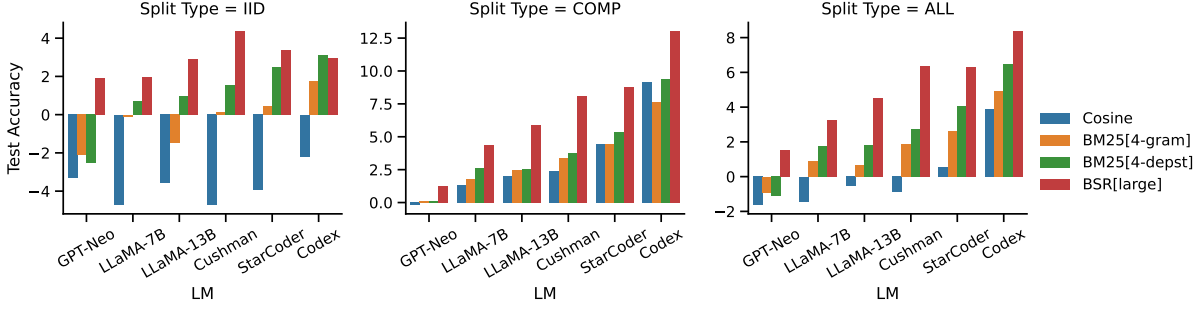


Figure 3: Change in average performance on different types of splits from set-selection using our set metrics v/s the corresponding instance-level metric. Coverage-based set selection is most useful in compositional splits and when covering larger syntactic structures (BM25) or contextual embeddings (BSR).

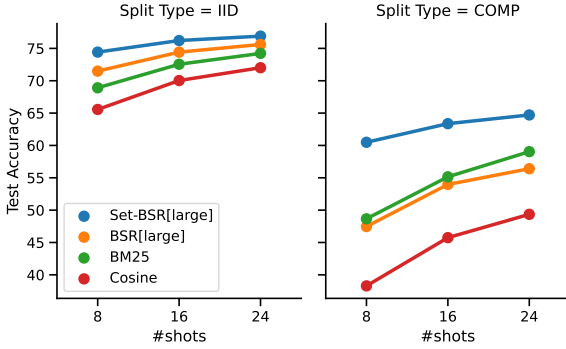


Figure 4: Average ICL performance on **IID**, **COMpositional**, and **ALL** splits for ICL with Codex using varying number of shots. Set selection using SET-BSR consistently outperforms independent selection.

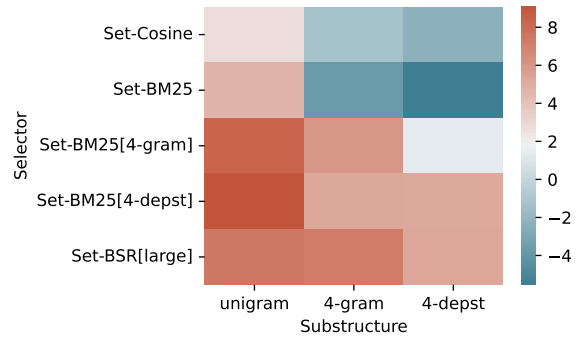


Figure 5: **Coverage of aspects of the test instance:** Change in recall of unigrams, 4-grams, and dependency parse subtrees (size < 4) in the test input with set-selection of demonstrations, compared to their non-set version, averaged across all datasets.

**Recall of Syntactic Structures** The above results might be explained by Fig. 5 where we see that set-extensions COSINE and unigram BM25 reduce the recall of substructures of the test input whereas the recalls increase with set-extensions of both BM25[4-GRAM] and BM25[4-DEPST], and even BSR, which does not explicitly consider these substructures. We refer the reader to App. B, for analyses of the impact of reordering of demonstrations selected using set metrics on their performances.

**Illustrative Example** We present a GeoQuery test input in Table 5 and observe the demonstrations (only the inputs) selected by both COSINE and SET-BSR. We see that COSINE selections tend to be redundant, with repeated operations, and are somewhat restrictive, mostly limited to the min operation. Contrastingly, SET-BSR exhibits a more balanced selection, opting for demonstrations of comparable complexity to the test instance and collectively encapsulating all necessary operations. We present more examples in Appendix C.

## 8 Conclusion

This paper presents a novel framework for selecting informative sets of demonstrations that coverage salient aspects of the test input and hence aid the language model (LLM) in understanding and solving it. Through our framework, we explore different ways to characterize these aspects and quantify their coverage. Evaluation on complex generation tasks and different LLMs validate the effectiveness of BERTScore-Recall as a measure of informativeness of individual demonstrations. Further, our results demonstrate the superiority of SET-BSR in selecting informative sets of demonstratons and highlight the ability of coverage-based demonstration selection, unlike learning-based methods, to leverage increasingly powerful larger LLMs. Our code will be released soon at <https://github.com/Shivanshu-Gupta/icl-coverage>.



Test Instance	what is the highest point of the state with the smallest population density
Selected by COSINE	what state has the smallest population density
	which state has the smallest population density
	what is the state with the lowest population density
	what is the area of the state with the smallest population density
Selected by SET-BSR	what is the state with the lowest population density
	what is the lowest point of the state with the largest area
	what is the highest point of the state with the largest area
	what is the area of the state with the smallest population density

Table 5: Demonstrations selected for a GeoQuery input (instance outputs omitted for clarity). COSINE demonstrations are redundant (repeated operations) and limited (only have a *minimum* operation). SET-BSR, instead, selects demonstrations that are similarly complex as the test instance and, together, cover all of the required operations.

## References

- Sweta Agrawal, Chunting Zhou, Mike Lewis, Luke Zettlemoyer, and Marjan Ghazvininejad. 2022. [In-context examples selection for machine translation](#).
- Jacob Andreas, John Bufo, David Burkett, Charles Chen, Josh Clausman, Jean Crawford, Kate Crim, Jordan DeLoach, Leah Dorner, Jason Eisner, Hao Fang, Alan Guo, David Hall, Kristin Hayes, Kellie Hill, Diana Ho, Wendy Iwaszuk, Smriti Jha, Dan Klein, Jayant Krishnamurthy, Theo Lanman, Percy Liang, Christopher H. Lin, Ilya Lintsbakh, Andy McGovern, Aleksandr Nisnevich, Adam Pauls, Dmitriy Petters, Brent Read, Dan Roth, Subhro Roy, Jesse Rusak, Beth Short, Div Slomin, Ben Snyder, Stephon Striplin, Yu Su, Zachary Tellman, Sam Thomson, Andrei Vorobev, Izabela Witoszko, Jason Wolfe, Abby Wray, Yuchen Zhang, and Alexander Zotov. 2020. [Task-oriented dialogue as dataflow synthesis](#). *Transactions of the Association for Computational Linguistics*, 8:556–571.
- Cem Anil, Yuhuai Wu, Anders Johan Andreassen, Aitor Lewkowycz, Vedant Misra, Vinay Venkatesh Ramasesh, Ambrose Slone, Guy Gur-Ari, Ethan Dyer, and Behnam Neyshabur. 2022. [Exploring length generalization in large language models](#). In *Advances in Neural Information Processing Systems*.
- Sid Black, Leo Gao, Phil Wang, Connor Leahy, and Stella Biderman. 2021. [GPT-Neo: Large scale autoregressive language modeling with meshtensorflow](#).
- Tom Brown, Benjamin Mann, Nick Ryder, Melanie Subbiah, Jared D Kaplan, Prafulla Dhariwal, Arvind Neelakantan, Pranav Shyam, Girish Sastry, Amanda Askell, Sandhini Agarwal, Ariel Herbert-Voss, Gretchen Krueger, Tom Henighan, Rewon Child, Aditya Ramesh, Daniel Ziegler, Jeffrey Wu, Clemens Winter, Chris Hesse, Mark Chen, Eric Sigler, Mateusz Litwin, Scott Gray, Benjamin Chess, Jack Clark, Christopher Berner, Sam McCandlish, Alec Radford, Ilya Sutskever, and Dario Amodei. 2020. [Language models are few-shot learners](#). In *Advances in Neural Information Processing Systems*, volume 33, pages 1877–1901. Curran Associates, Inc.
- Mark Chen, Jerry Tworek, Heewoo Jun, Qiming Yuan, Henrique Ponde de Oliveira Pinto, Jared Kaplan, Harri Edwards, Yuri Burda, Nicholas Joseph, Greg Brockman, Alex Ray, Raul Puri, Gretchen Krueger, Michael Petrov, Heidy Khlaaf, Girish Sastry, Pamela Mishkin, Brooke Chan, Scott Gray, Nick Ryder, Mikhail Pavlov, Alethea Power, Lukasz Kaiser, Mohammad Bavarian, Clemens Winter, Philippe Tillet, Felipe Petroski Such, Dave Cummings, Matthias Plappert, Fotios Chantzis, Elizabeth Barnes, Ariel Herbert-Voss, William Hebgen Guss, Alex Nichol, Alex Paino, Nikolas Tezak, Jie Tang, Igor Babuschkin, Suchir Balaji, Shantanu Jain, William Saunders, Christopher Hesse, Andrew N. Carr, Jan Leike, Josh Achiam, Vedant Misra, Evan Morikawa, Alec Radford, Matthew Knight, Miles Brundage, Mira Murati, Katie Mayer, Peter Welinder, Bob McGrew, Dario Amodei, Sam McCandlish, Ilya Sutskever, and Wojciech Zaremba. 2021. [Evaluating large language models trained on code](#).
- Deborah A. Dahl, Madeleine Bates, Michael Brown, William Fisher, Kate Hunicke-Smith, David Pallett, Christine Pao, Alexander Rudnick, and Elizabeth Shriberg. 1994. [Expanding the scope of the ATIS task: The ATIS-3 corpus](#). In *Human Language Technology: Proceedings of a Workshop held at Plainsboro, New Jersey, March 8-11, 1994*.
- Jacob Devlin, Ming-Wei Chang, Kenton Lee, and Kristina Toutanova. 2019. [BERT: Pre-training of deep bidirectional transformers for language understanding](#). In *Proceedings of the 2019 Conference of the North American Chapter of the Association for Computational Linguistics: Human Language Technologies, Volume 1 (Long and Short Papers)*, pages 4171–4186, Minneapolis, Minnesota. Association for Computational Linguistics.
- Andrew Drozdov, Nathanael Schärli, Ekin Akyürek, Nathan Scales, Xinying Song, Xinyun Chen, Olivier Bousquet, and Denny Zhou. 2023. [Compositional semantic parsing with large language models](#). In *The Eleventh International Conference on Learning Representations*.
- Catherine Finegan-Dollak, Jonathan K. Kummerfeld, Li Zhang, Karthik Ramanathan, Sesh Sadasivam, Rui Zhang, and Dragomir Radev. 2018. [Improving text-to-SQL evaluation methodology](#). In *Proceedings*

- of the 56th Annual Meeting of the Association for Computational Linguistics (Volume 1: Long Papers), pages 351–360, Melbourne, Australia. Association for Computational Linguistics.
- Leo Gao, Stella Biderman, Sid Black, Laurence Golding, Travis Hoppe, Charles Foster, Jason Phang, Horace He, Anish Thite, Noa Nabeshima, Shawn Presser, and Connor Leahy. 2020. [The pile: An 800gb dataset of diverse text for language modeling](#).
- Shivanshu Gupta, Sameer Singh, and Matt Gardner. 2022. [Structurally diverse sampling for sample-efficient training and comprehensive evaluation](#). In *Findings of the Association for Computational Linguistics: EMNLP 2022*, pages 4966–4979, Abu Dhabi, United Arab Emirates. Association for Computational Linguistics.
- Matan Hasson and Jonathan Berant. 2021. [Question decomposition with dependency graphs](#).
- Pengcheng He, Xiaodong Liu, Jianfeng Gao, and Weizhu Chen. 2021. [Deberta: Decoding-enhanced bert with disentangled attention](#).
- Charles T. Hemphill, John J. Godfrey, and George R. Doddington. 1990. [The atis spoken language systems pilot corpus](#). In *Proceedings of the Workshop on Speech and Natural Language, HLT '90*, page 96–101, USA. Association for Computational Linguistics.
- Jeff Johnson, Matthijs Douze, and Hervé Jégou. 2019. Billion-scale similarity search with GPUs. *IEEE Transactions on Big Data*, 7(3):535–547.
- Karen Spärck Jones, Steve Walker, and Stephen E. Robertson. 2000. A probabilistic model of information retrieval: development and comparative experiments - part 2. *Inf. Process. Manag.*, 36:809–840.
- Daniel Keysers, Nathanael Schärli, Nathan Scales, Hylke Buisman, Daniel Furrer, Sergii Kashubin, Nikola Momchev, Danila Sinopalnikov, Lukasz Stafiniak, Tibor Tihon, Dmitry Tsarkov, Xiao Wang, Marc van Zee, and Olivier Bousquet. 2020. [Measuring compositional generalization: A comprehensive method on realistic data](#).
- Denis Kocetkov, Raymond Li, Loubna Ben Allal, Jia Li, Chenghao Mou, Carlos Muñoz Ferrandis, Yacine Jernite, Margaret Mitchell, Sean Hughes, Thomas Wolf, Dzmitry Bahdanau, Leandro von Werra, and Harm de Vries. 2022. [The stack: 3 tb of permissively licensed source code](#).
- Alex Kulesza. 2012. [Determinantal point processes for machine learning](#). *Foundations and Trends® in Machine Learning*, 5(2-3):123–286.
- Itay Levy, Ben Bogin, and Jonathan Berant. 2022. [Diverse demonstrations improve in-context compositional generalization](#).
- Haoran Li, Abhinav Arora, Shuohui Chen, Anchit Gupta, Sonal Gupta, and Yashar Mehdad. 2021. [MTOP: A comprehensive multilingual task-oriented semantic parsing benchmark](#). In *Proceedings of the 16th Conference of the European Chapter of the Association for Computational Linguistics: Main Volume*, pages 2950–2962, Online. Association for Computational Linguistics.
- Raymond Li, Loubna Ben Allal, Yangtian Zi, Niklas Muennighoff, Denis Kocetkov, Chenghao Mou, Marc Marone, Christopher Akiki, Jia Li, Jenny Chim, Qian Liu, Evgenii Zheltonozhskii, Terry Yue Zhuo, Thomas Wang, Olivier Dehaene, Mishig Davaadorj, Joel Lamy-Poirier, João Monteiro, Oleh Shliazhko, Nicolas Gontier, Nicholas Meade, Armel Zebaze, Ming-Ho Yee, Logesh Kumar Umapathi, Jian Zhu, Benjamin Lipkin, Muhtasham Oblokulov, Zhiruo Wang, Rudra Murthy, Jason Stillerman, Siva Sankalp Patel, Dmitry Abulkhanov, Marco Zocca, Manan Dey, Zhihan Zhang, Nour Fahmy, Urvashi Bhattacharyya, Wenhao Yu, Swayam Singh, Sasha Luccioni, Paulo Villegas, Maxim Kunakov, Fedor Zhdanov, Manuel Romero, Tony Lee, Nadav Timor, Jennifer Ding, Claire Schlesinger, Hailey Schoelkopf, Jan Ebert, Tri Dao, Mayank Mishra, Alex Gu, Jennifer Robinson, Carolyn Jane Anderson, Brendan Dolan-Gavitt, Danish Contractor, Siva Reddy, Daniel Fried, Dzmitry Bahdanau, Yacine Jernite, Carlos Muñoz Ferrandis, Sean Hughes, Thomas Wolf, Arjun Guha, Leandro von Werra, and Harm de Vries. 2023. [Starcoder: may the source be with you!](#)
- Jiachang Liu, Dinghan Shen, Yizhe Zhang, Bill Dolan, Lawrence Carin, and Weizhu Chen. 2022. [What makes good in-context examples for GPT-3?](#) In *Proceedings of Deep Learning Inside Out (DeeLIO 2022): The 3rd Workshop on Knowledge Extraction and Integration for Deep Learning Architectures*, pages 100–114, Dublin, Ireland and Online. Association for Computational Linguistics.
- Pan Lu, Liang Qiu, Kai-Wei Chang, Ying Nian Wu, Song-Chun Zhu, Tanmay Rajpurohit, Peter Clark, and Ashwin Kalyan. 2023. [Dynamic prompt learning via policy gradient for semi-structured mathematical reasoning](#).
- Yao Lu, Max Bartolo, Alastair Moore, Sebastian Riedel, and Pontus Stenetorp. 2022. [Fantastically ordered prompts and where to find them: Overcoming few-shot prompt order sensitivity](#). In *Proceedings of the 60th Annual Meeting of the Association for Computational Linguistics (Volume 1: Long Papers)*, pages 8086–8098, Dublin, Ireland. Association for Computational Linguistics.
- Joram Meron. 2022. [Simplifying semantic annotations of SMCaFlow](#). In *Proceedings of the 18th Joint ACL - ISO Workshop on Interoperable Semantic Annotation within LREC2022*, pages 81–85, Marseille, France. European Language Resources Association.
- George L. Nemhauser, Laurence A. Wolsey, and Marshall L. Fisher. 1978. An analysis of approximations

- for maximizing submodular set functions—i. *Mathematical Programming*, 14:265–294.
- Linlu Qiu, Peter Shaw, Panupong Pasupat, Pawel Nowak, Tal Linzen, Fei Sha, and Kristina Toutanova. 2022a. [Improving compositional generalization with latent structure and data augmentation](#). In *Proceedings of the 2022 Conference of the North American Chapter of the Association for Computational Linguistics: Human Language Technologies*, pages 4341–4362, Seattle, United States. Association for Computational Linguistics.
- Linlu Qiu, Peter Shaw, Panupong Pasupat, Tianze Shi, Jonathan Herzig, Emily Pitler, Fei Sha, and Kristina Toutanova. 2022b. [Evaluating the impact of model scale for compositional generalization in semantic parsing](#). In *Proceedings of the 2022 Conference on Empirical Methods in Natural Language Processing*, pages 9157–9179, Abu Dhabi, United Arab Emirates. Association for Computational Linguistics.
- Nils Reimers and Iryna Gurevych. 2019. [Sentence-bert: Sentence embeddings using siamese bert-networks](#). In *Proceedings of the 2019 Conference on Empirical Methods in Natural Language Processing*. Association for Computational Linguistics.
- Stephen Robertson, Steve Walker, Susan Jones, Michelle Hancock-Beaulieu, and Mike Gatford. 1993. Okapi at trec. 500207, pages 109–123. National Institute of Standards and Technology.
- Ohad Rubin, Jonathan Herzig, and Jonathan Berant. 2022. [Learning to retrieve prompts for in-context learning](#). In *Proceedings of the 2022 Conference of the North American Chapter of the Association for Computational Linguistics: Human Language Technologies*, pages 2655–2671, Seattle, United States. Association for Computational Linguistics.
- Timo Schick and Hinrich Schütze. 2021. [Exploiting cloze-questions for few-shot text classification and natural language inference](#). In *Proceedings of the 16th Conference of the European Chapter of the Association for Computational Linguistics: Main Volume*, pages 255–269, Online. Association for Computational Linguistics.
- Hongjin Su, Jungo Kasai, Chen Henry Wu, Weijia Shi, Tianlu Wang, Jiayi Xin, Rui Zhang, Mari Ostendorf, Luke Zettlemoyer, Noah A. Smith, and Tao Yu. 2022. [Selective annotation makes language models better few-shot learners](#).
- Hugo Touvron, Thibaut Lavril, Gautier Izacard, Xavier Martinet, Marie-Anne Lachaux, Timothée Lacroix, Baptiste Rozière, Naman Goyal, Eric Hambro, Faisal Azhar, Aurelien Rodriguez, Armand Joulin, Edouard Grave, and Guillaume Lample. 2023. [Llama: Open and efficient foundation language models](#).
- Xinyi Wang, Wanrong Zhu, Michael Saxon, Mark Steyvers, and William Yang Wang. 2023. [Large language models are implicitly topic models: Explaining and finding good demonstrations for in-context learning](#).
- Yushi Wang, Jonathan Berant, and Percy Liang. 2015. [Building a semantic parser overnight](#). In *Proceedings of the 53rd Annual Meeting of the Association for Computational Linguistics and the 7th International Joint Conference on Natural Language Processing (Volume 1: Long Papers)*, pages 1332–1342, Beijing, China. Association for Computational Linguistics.
- Jason Wei, Xuezhi Wang, Dale Schuurmans, Maarten Bosma, Brian Ichter, Fei Xia, Ed Chi, Quoc Le, and Denny Zhou. 2023. [Chain-of-thought prompting elicits reasoning in large language models](#).
- Adina Williams, Nikita Nangia, and Samuel Bowman. 2018. [A broad-coverage challenge corpus for sentence understanding through inference](#). In *Proceedings of the 2018 Conference of the North American Chapter of the Association for Computational Linguistics: Human Language Technologies, Volume 1 (Long Papers)*, pages 1112–1122, New Orleans, Louisiana. Association for Computational Linguistics.
- Tomer Wolfson, Mor Geva, Ankit Gupta, Matt Gardner, Yoav Goldberg, Daniel Deutch, and Jonathan Berant. 2020. [Break it down: A question understanding benchmark](#). *Transactions of the Association for Computational Linguistics*, 8:183–198.
- Zhiyong Wu, Yaoxiang Wang, Jiacheng Ye, and Lingpeng Kong. 2023. [Self-adaptive in-context learning: An information compression perspective for in-context example selection and ordering](#).
- Jiacheng Ye, Zhiyong Wu, Jiangtao Feng, Tao Yu, and Lingpeng Kong. 2023. [Compositional exemplars for in-context learning](#).
- Pengcheng Yin, Hao Fang, Graham Neubig, Adam Pauls, Emmanouil Antonios Platanios, Yu Su, Sam Thomson, and Jacob Andreas. 2021. [Compositional generalization for neural semantic parsing via span-level supervised attention](#). In *Proceedings of the 2021 Conference of the North American Chapter of the Association for Computational Linguistics: Human Language Technologies*, pages 2810–2823, Online. Association for Computational Linguistics.
- John M. Zelle and Raymond J. Mooney. 1996. [Learning to parse database queries using inductive logic programming](#). In *Proceedings of the Thirteenth National Conference on Artificial Intelligence - Volume 2*, AAAI’96, pages 1050–1055. AAAI Press.
- Tianyi Zhang\*, Varsha Kishore\*, Felix Wu\*, Kilian Q. Weinberger, and Yoav Artzi. 2020. [Bertscore: Evaluating text generation with bert](#). In *International Conference on Learning Representations*.
- Tony Z. Zhao, Eric Wallace, Shi Feng, Dan Klein, and Sameer Singh. 2021. [Calibrate before use: Improving few-shot performance of language models](#).



## A Datasets

We use six datasets with IID and compositional splits for our experiments. Table 6 shows sample instances from each dataset we experiment with along with the textual template we use to linearize the instances. The ICL prompt is constructed by concatenating the templated demonstrations and the test instance using `\n\n` as the separator.

**GeoQuery** (Zelle and Mooney, 1996): A dataset containing 880 natural language questions about US geography paired with Prolog programs. In addition to the standard (IID) split, we experiment with three types of compositional splits: (1) Template split where the training and test sets have disjoint program templates (Finegan-Dollak et al., 2018); (2) TMCD split which creates train and test sets with maximal compound divergence and minimal atom divergence (Keysers et al., 2020); and (3) Length split which evaluates for length generalization by testing on sequences longer than ones in training. Following Levy et al. (2022), we use the compositional splits — three Template, three TMCD, and one Length — generated by Qiu et al. (2022a) and average results across the TMCD and Template splits.

**ATIS** (Hemphill et al., 1990; Dahl et al., 1994): A dataset of natural language queries about aviation paired with  $\lambda$ -calculus programs. We experiment with an IID split and a Template split (Finegan-Dollak et al., 2018) for evaluating compositional generalization, both taken from (Gupta et al., 2022).

**Overnight** (Wang et al., 2015): A dataset containing both synthetic and natural language utterances from 11 domains (e.g. *socialnetwork*, *restaurants*, etc.) paired with Lambda-DCS logical forms. We experiment with an IID and a Template split of the *socialnetwork* domain taken from (Gupta et al., 2022).

**SMCalFlow** (Andreas et al., 2020): A dataset of task-oriented natural language dialogs about calendars, weather, places, and people paired with executable dataflow programs. **SMCalFlow-CS** (Yin et al., 2021) is a subset of SMCalFlow containing single-turn dialogs involving two domains (organization structure and calendar event creation), each having its own set of program symbols with two types of test sets: a cross-domain (C) test set containing only instances where both domains appear and meant to test for compositional generalization,

and a single-domain (S) test set contains instances with only single-domain for in-distribution evaluation. For compositional evaluation, we use the 32-C split which is a few-shot cross-domain split where the training set includes 32 cross-domain examples. For our IID evaluation, following Levy et al. (2022), we use the 8-S split. Additionally, we use the programs with the simplified syntax provided by (Meron, 2022).

**BREAK** (Wolfson et al., 2020) is a dataset that maps complex natural language questions into a language-based meaning representation (QDMR) comprising an ordered list of atomic steps necessary to answer the question. Following (Rubin et al., 2022), we use the low-level Break subset where the targets are logical forms comprising lists of operators with their arguments based on the corresponding QDMR.

**MTOP** (Li et al., 2021): A multilingual task-oriented semantic parsing dataset spanning six languages and 11 domains. The target commands are complex queries featuring nested intent-slot prediction. We use the English subset of MTOP from (Rubin et al., 2022).

## B Additional Analyses

**BM25** From Fig. 6 we can see that coverage-based selection using BM25 with larger substructures outperforms vanilla unigram BM25 in compositional splits.

**BERTScore-Recall** Examining the impact of importance weighting in Fig. 8 which compares the performance change with using importance weighting (IDF) in BSR, we can see that its effect is not consistent across different LLMs. We also did not see any consistent improvement from using larger *deberta-large-mnli* for computing token embeddings for instance-level BSR (see Fig. 9). However, it did help with set-level selection using SET-BSR.

**Reordering** We found the reordering of demonstrations according to the corresponding instance-level metric to only be necessary for smaller LLMs (see Fig. 10), with it even hurting the performance of larger LLMs. We believe this is because larger and code-pretrained LLMs are more capable at composing the salient aspects in the different demonstrations and taking advantage of the full context.



Dataset	Example Template	Sample Instance
Overnight	Sentence: {input} Logical Form: {output}	<b>Input:</b> <i>employees who finish after alices birthday</i> <b>Output:</b> (call listValue (call getProperty ((lambda s (call filter (var s) (call ensureNumericProperty (string employment_end_date)) (string >) (call ensureNumericEntity (call getProperty en.person.alice (string birthdate)))))) (call domain (string employee))) (string employee)))
ATIS	Sentence: {input} Logical Form: {output}	<b>Input:</b> <i>give me the flights from pittsburgh to los angeles thursday evening</i> <b>Output:</b> ( lambda \$0 e ( and ( flight \$0 ) ( during_day \$0 evening : pd ) ( from \$0 pittsburgh : ci ) ( to \$0 los_angeles : ci ) ( day \$0 thursday : da ) ) )
GeoQuery	Sentence: {input} Logical Form: {output}	<b>Input:</b> <i>which river traverses most states</i> <b>Output:</b> answer ( most ( river, traverse_2, state ) )
SMCalFlow	Sentence: {input} Logical Form: {output}	<b>Input:</b> <i>Please put a 2 o'clock on my schedule where I'm meeting with boss Daniel.</i> <b>Output:</b> CreateEvent(AND(with_attendee(" Daniel "),starts_at(NextTime(time=NumberPM(2)))))
BREAK	Sentence: {input} Decomposition: {output}	<b>Input:</b> <i>Is there another cube that is the same size as the cyan cube; what color is it?</i> <b>Output:</b> return the cyan cube ;return size of #1 ;return cubes besides #1 ;return sizes of #3 ;return #3 where #4 is the same as #2 ;return color of #5
MTOP	Sentence: {input} Logical Form: {output}	<b>Input:</b> <i>latest news from washington times please</i> <b>Output:</b> [IN:GET_STORIES_NEWS [SL:DATE_TIME latest ] [SL:NEWS_TYPE news ] [SL:NEWS_SOURCE washington times ] ]

Table 6: Datasets with corresponding sample instances and example templates used in the experiments.

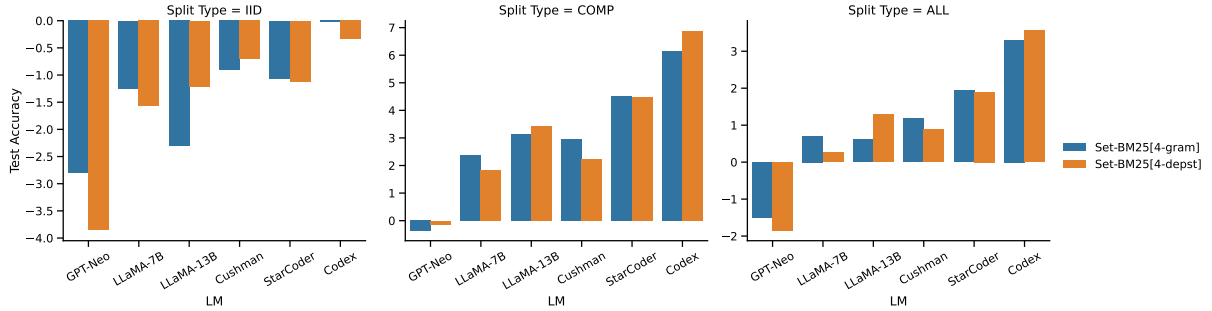


Figure 6: Absolute improvement in average 8-shot ICL performance on different types of splits from using the set extensions SET-BM25 with larger substructures over vanilla BM25.

## C Prompt Examples

Tables 7, 8 show demonstrations selected using COSINE and BSR for instances from SMCaFlow-CS, GeoQuery and MTOP respectively. In each case, COSINE find demonstrations that are all very similar to the test input but fails to demonstrate some salient aspect, whereas BSR selects less similar instances but ensures complete coverage of all salient aspects.

## D All Results

Table 9 contains 8-shot ICL results for our proposed methods and prior learning-free and learning-based demonstration selection on all the LLMs. Additionally, Tables 10, 11, 12, 13, 14, and 15 contain all results on all datasets of ablations of learning-free selection methods we ran, with GPT-Neo-2.7B,

LLaMA-7B, LLaMA-13B, StarCoder, Cushman, and Codex, respectively. We did not run ablations on GPT-3.5-Turbo due to its cost.

Selector	Prompt
COSINE	Sentence: Easy vegan recipes Logical Form: [IN:GET_RECIPES [SL:RECIPES_ATTRIBUTE Easy ] [SL:RECIPES_TYPE vegan ] ]
	Sentence: Vegetarian recipes Logical Form: [IN:GET_RECIPES [SL:RECIPES_TYPE Vegetarian ] ]
	Sentence: Please find me vegan recipes Logical Form: [IN:GET_RECIPES [SL:RECIPES_TYPE vegan ] ]
	Sentence: Give me vegan recipes Logical Form: [IN:GET_RECIPES [SL:RECIPES_TYPE vegan ] ]
SET-BSR	Sentence: I have a nut allergy. Find me a dessert recipe Logical Form: [IN:GET_RECIPES [SL:RECIPES_EXCLUDED_INGREDIENT nut ] [SL:RECIPES_MEAL dessert ] ]
	Sentence: Create a video message for Victoria with plan options for dinner with family next week Logical Form: [IN:SEND_MESSAGE [SL:TYPE_CONTENT video ] [SL:RECIPIENT Victoria ] ]
	Sentence: What are some no-bake dessert ideas Logical Form: [IN:GET_RECIPES [SL:RECIPES_COOKING_METHOD no - bake ] [SL:RECIPES_MEAL dessert ] ]
	Sentence: Vegan birthday cakes Logical Form: [IN:GET_RECIPES [SL:RECIPES_TYPE Vegan ] [SL:RECIPES_DISH birthday cakes ] ]

Table 7: Demonstrations selected for the MTOP input: Vegan desert options with target output [IN:GET\_RECIPES [SL:RECIPES\_TYPE Vegan ] [SL:RECIPES\_DISH birthday cakes ] ]. COSINE's reliance on a single dense embedding means it is unable to account for the fact that "options" could mean dishes and not just recipes.

Selector	Prompt
COSINE	Sentence: I need a meeting with Elli tomorrow at 11 pm Logical Form: CreateEvent(AND(with_attendee(" Elli "),starts_at(Tomorrow()),starts_at(NumberPM(11))))
	Sentence: Set a meeting with Elli for tomorrow at 2 pm through the end of the day and call it Recap Logical Form: CreateEvent(AND(ends_at(AND(GE(DateTime?(date=Tomorrow(),time=NumberPM(2))),EndOfWorkDay()))),with_attendee(" Elli "),has_subject(" Recap "),starts_at(Tomorrow()),starts_at(NumberPM(2))))
	Sentence: Schedule a meeting with Elli for tomorrow at 4 pm through the end of the workday Logical Form: CreateEvent(AND(ends_at(AND(GE(DateTime?(date=Tomorrow(),time=NumberPM(4))),EndOfWorkDay()))),with_attendee(" Elli "),starts_at(Tomorrow()),starts_at(NumberPM(4))))
	Sentence: Schedule a meeting with Elli from 4 PM until the end of the day tomorrow . Logical Form: CreateEvent(AND(ends_at(AND(GE(DateTime?(date=Tomorrow(),time=NumberPM(4))),EndOfWorkDay()))),with_attendee(" Elli "),starts_at(Tomorrow()),starts_at(NumberPM(4))))
SET-BSR	Sentence: I need a doctor 's appointment on Wednesday morning . Logical Form: CreateEvent(AND(has_subject(" doctor 's appointment "),starts_at(Morning()),starts_at(NextDOW(" WEDNESDAY "))))
	Sentence: I need to see Alice and her boss next Monday at 3 pm . Logical Form: CreateEvent(AND(with_attendee(" Alice "),with_attendee(FindManager(" Alice ")),starts_at(NextDOW(" MONDAY ")),starts_at(NumberPM(3))))
	Sentence: Schedule a meeting with Jake , Elli , and Jesse for Friday at 2 pm . Logical Form: CreateEvent(AND(with_attendee(" Jesse "),with_attendee(" Jake "),with_attendee(" Elli "),starts_at(NextDOW(" FRIDAY ")),starts_at(NumberPM(2))))
	Sentence: I need to schedule a meeting with Jeff 's supervisor Lynne for tomorrow at 10 AM . Logical Form: CreateEvent(AND(with_attendee(" Lynne "),starts_at(Tomorrow()),starts_at(NumberAM(10))))

Table 8: Demonstrations selected for the SMCaFlow-CS input: Schedule a meeting with Elli and her manager 's boss tomorrow morning. SET-BSR is able to find demonstrations covering all fragments of the test input while COSINE fails to include anything which involves finding someones manager.

LM	Dataset Split Selector	ATIS	Overnight	Break	MTOP	GeoQuery	SMCalFlow-CS	AVERAGE
		IID/Temp.	IID/Temp.	IID	IID	IID/Temp./TMCD/Len.	8_S/32_C	All/IID/Comp.
GPT-Neo-2.7B	EPR	66.1 / 12.2	52.3 / 0.9	29.9	62.2	71.4 / 33.6 / 43.6 / 28.8	54.5 / 3.6	38.3 / 56.1 / 20.5
	CEIL	67.8 / 18.7	50.7 / 2.1	29.9	60.5	65.4 / 30.2 / 43.6 / 25.2	59.1 / 3.8	38.1 / 55.6 / 20.6
	LF Coverage	- / -	- / -	-	-	52.6 / 43.0 / 37.1 / 15.6	32.5 / 6.5	-
	Random	12.4 / 0.0	3.6 / 0.0	1.9	1.3	17.5 / 11.0 / 14.0 / 0.9	3.0 / 0.0	5.2 / 6.6 / 3.9
	Cosine	46.1 / 6.5	38.3 / 0.4	22.3	43.9	67.9 / 24.1 / 41.4 / 28.5	25.2 / 1.2	27.0 / 40.6 / 15.4
	BM25	49.5 / 7.4	33.7 / 3.0	26.5	47.7	63.6 / 40.6 / 42.1 / 25.5	32.0 / 3.2	29.3 / 42.2 / 18.2
	Set-BM25[4-gram]	48.3 / 8.5	27.2 / 2.3	23.8	47.1	63.2 / 36.2 / 42.6 / 24.2	26.6 / 3.9	27.8 / 39.4 / 17.8
	BSR	48.3 / 7.8	40.1 / 2.6	29.1	54.5	67.1 / 40.7 / 47.7 / 28.2	39.7 / 3.5	32.1 / 46.5 / 19.8
StarCoder	Set-BSR	54.6 / 13.2	43.2 / 4.9	28.6	55.1	67.1 / 45.3 / 45.4 / 26.4	41.5 / 4.8	33.7 / 48.4 / 21.1
	EPR	75.8 / 42.9	66.2 / 4.6	41.5	72.6	85.4 / 64.4 / 59.6 / 42.1	69.8 / 17.3	53.5 / 68.5 / 38.5
	CEIL	79.2 / 49.7	64.6 / 17.6	42.5	73.7	85.0 / 70.9 / 61.8 / 39.7	71.0 / 31.8	57.3 / 69.3 / 45.3
	LF Coverage	- / -	- / -	-	-	78.8 / 70.8 / 55.2 / 31.8	58.3 / 35.6	-
	Random	22.2 / 12.0	10.8 / 3.3	8.8	4.7	25.7 / 27.9 / 21.5 / 6.1	20.1 / 0.0	12.9 / 15.4 / 10.7
	Cosine	68.9 / 31.9	63.8 / 11.1	31.5	62.1	81.4 / 57.9 / 54.4 / 42.7	48.8 / 10.7	44.6 / 59.4 / 31.8
	BM25	70.9 / 40.4	62.3 / 17.6	37.0	66.8	85.0 / 64.9 / 60.1 / 47.3	57.7 / 24.3	50.0 / 63.3 / 38.5
	Set-BM25[4-gram]	72.6 / 45.0	60.7 / 29.4	35.4	62.9	81.4 / 69.1 / 61.8 / 47.6	60.3 / 34.4	51.9 / 62.2 / 43.0
Cushman	BSR	72.1 / 38.3	63.5 / 16.4	39.4	69.2	85.4 / 72.0 / 62.6 / 45.5	66.3 / 27.5	52.1 / 66.0 / 40.1
	Set-BSR	78.2 / 50.6	67.3 / 27.1	39.7	73.4	86.8 / 76.1 / 64.8 / 54.5	70.7 / 50.1	58.4 / 69.3 / 48.9
	EPR	75.1 / 41.1	63.3 / 3.3	37.5	70.8	85.0 / 63.4 / 57.4 / 40.3	68.7 / 16.0	51.8 / 66.7 / 36.9
	CEIL	76.8 / 49.2	63.0 / 11.4	36.2	70.9	82.5 / 66.4 / 60.6 / 40.3	69.9 / 30.0	54.8 / 66.6 / 43.0
	LF Coverage	- / -	- / -	-	-	72.1 / 62.3 / 51.5 / 28.9	54.4 / 32.5	-
	Random	16.9 / 11.1	5.1 / 2.8	13.0	6.8	22.1 / 24.9 / 15.7 / 5.5	20.1 / 0.0	11.3 / 14.0 / 9.1
	Cosine	64.6 / 32.5	60.7 / 6.2	30.6	59.7	81.1 / 56.1 / 50.3 / 42.1	46.7 / 8.0	42.3 / 57.2 / 29.5
	BM25	67.1 / 35.1	58.3 / 11.8	34.5	64.4	81.4 / 61.6 / 56.8 / 47.9	56.2 / 21.0	46.8 / 60.3 / 35.3
Codex	Set-BM25[4-gram]	68.0 / 40.2	56.2 / 18.0	33.7	61.3	80.0 / 61.9 / 60.3 / 46.4	57.3 / 28.1	48.0 / 59.4 / 38.2
	BSR	69.4 / 36.3	61.0 / 10.9	38.3	68.4	83.9 / 67.4 / 61.4 / 46.7	62.4 / 24.7	49.8 / 63.9 / 37.7
	Set-BSR	76.7 / 46.9	63.9 / 19.9	40.2	71.5	88.6 / 74.9 / 64.1 / 50.3	68.7 / 47.8	56.2 / 68.3 / 45.8
	EPR	80.0 / 49.0	69.6 / 12.1	45.5	76.6	87.9 / 70.9 / 64.5 / 47.6	76.3 / 21.7	58.5 / 72.6 / 44.3
	CEIL	83.6 / 60.3	69.8 / 29.6	46.5	79.7	85.4 / 76.6 / 68.8 / 50.3	77.5 / 40.1	64.0 / 73.7 / 54.3
	LF Coverage	- / -	- / -	-	-	82.4 / 78.2 / 64.8 / 38.9	66.3 / 45.9	-
	Random	27.3 / 14.3	16.1 / 6.5	26.7	9.3	36.4 / 28.3 / 25.7 / 19.1	31.9 / 7.4	19.8 / 24.6 / 15.6
	Cosine	74.1 / 39.5	67.7 / 17.1	41.0	69.1	86.8 / 68.4 / 61.5 / 48.5	54.7 / 11.9	50.9 / 65.6 / 38.3
GPT-3.5-Turbo	BM25	76.9 / 46.7	66.5 / 30.1	45.2	72.3	87.1 / 77.2 / 71.2 / 62.1	65.4 / 29.4	58.0 / 68.9 / 48.7
	Set-BM25[4-gram]	80.3 / 55.2	65.4 / 43.0	42.2	70.4	86.4 / 81.2 / 73.4 / 61.5	68.6 / 46.8	61.3 / 68.9 / 54.8
	BSR	79.3 / 48.1	68.1 / 22.4	44.0	76.8	88.2 / 78.8 / 71.6 / 53.0	72.5 / 31.5	58.6 / 71.5 / 47.5
	Set-BSR	84.7 / 62.4	69.5 / 41.4	46.0	79.6	91.1 / 86.6 / 76.0 / 69.4	75.7 / 61.2	66.9 / 74.4 / 60.5
	EPR	74.5 / 41.8	56.8 / 10.6	0.0	64.8	82.1 / 54.6 / 56.3 / 39.4	66.9 / 21.0	47.4 / 57.5 / 37.3
	CEIL	79.2 / 53.4	54.9 / 26.9	0.0	68.2	75.4 / 56.9 / 55.8 / 33.0	72.8 / 37.6	51.2 / 58.4 / 43.9
	LF Coverage	- / -	- / -	-	-	65.4 / 56.9 / 50.3 / 28.2	56.8 / 40.1	-
	Random	19.8 / 14.1	8.4 / 2.5	14.5	4.8	26.8 / 27.2 / 17.8 / 3.3	17.1 / 0.0	12.5 / 15.2 / 10.1
LLaMA-13B	Cosine	64.2 / 32.8	58.1 / 12.0	30.2	54.6	76.1 / 56.5 / 55.1 / 39.1	48.8 / 11.2	42.7 / 55.3 / 31.8
	BM25	71.6 / 39.5	52.5 / 16.9	36.3	60.5	78.9 / 63.3 / 58.1 / 41.2	59.8 / 24.6	47.8 / 59.9 / 37.3
	Set-BM25[4-gram]	72.1 / 48.7	47.9 / 25.4	35.5	61.3	77.1 / 65.2 / 57.2 / 49.7	61.5 / 38.5	50.5 / 59.2 / 43.0
	BSR	73.2 / 39.3	55.6 / 17.6	38.6	63.2	82.1 / 69.7 / 56.3 / 40.3	66.5 / 29.7	50.3 / 63.2 / 39.2
	Set-BSR	78.6 / 53.3	58.2 / 25.9	39.5	66.9	83.9 / 74.1 / 61.3 / 52.4	71.6 / 55.1	57.0 / 66.5 / 49.0
	EPR	75.3 / 28.2	62.6 / 0.7	37.2	68.3	80.4 / 57.5 / 53.9 / 34.8	66.5 / 11.9	48.1 / 65.0 / 31.2
	CEIL	76.1 / 36.7	59.1 / 4.9	38.8	71.2	75.7 / 59.3 / 55.5 / 32.1	68.3 / 21.0	49.9 / 64.9 / 34.9
	LF Coverage	- / -	- / -	-	-	63.8 / 53.8 / 44.0 / 18.7	53.8 / 20.6	-
LLaMA-7B	Random	19.5 / 5.1	3.4 / 2.6	9.0	4.8	23.9 / 19.8 / 14.2 / 1.5	14.0 / 0.0	9.2 / 12.4 / 6.3
	Cosine	57.8 / 20.5	48.6 / 3.0	29.4	54.0	77.1 / 44.8 / 48.5 / 32.7	42.9 / 5.4	36.5 / 51.6 / 23.5
	BM25	65.6 / 22.6	50.3 / 5.8	34.6	58.7	76.4 / 49.3 / 50.3 / 37.6	48.2 / 13.6	40.3 / 55.6 / 27.1
	Set-BM25[4-gram]	62.4 / 26.5	45.6 / 6.7	31.8	57.5	73.6 / 55.9 / 51.5 / 40.6	49.1 / 20.4	40.9 / 53.3 / 30.3
	BSR	64.0 / 22.8	55.7 / 5.8	37.7	64.4	79.6 / 60.1 / 55.2 / 38.5	60.1 / 14.5	44.0 / 60.3 / 30.1
	Set-BSR	69.6 / 33.5	59.6 / 8.6	39.2	66.1	81.8 / 64.1 / 60.2 / 44.8	62.5 / 26.7	48.5 / 63.1 / 36.0
	EPR	73.0 / 21.0	57.7 / 1.8	33.2	65.2	75.4 / 49.3 / 45.8 / 30.3	64.0 / 8.0	43.7 / 61.4 / 26.0
	CEIL	74.0 / 30.5	55.8 / 4.4	36.1	66.8	66.8 / 50.5 / 45.3 / 24.2	67.4 / 11.9	44.5 / 61.1 / 27.8
LLaMA-7B	LF Coverage	- / -	- / -	-	-	55.0 / 41.3 / 35.3 / 18.2	47.0 / 15.2	-
	Random	9.5 / 0.0	4.2 / 0.5	8.8	2.8	9.3 / 13.3 / 9.2 / 4.5	6.2 / 0.0	5.4 / 6.8 / 4.3
	Cosine	56.7 / 11.5	48.7 / 0.0	26.1	49.8	73.9 / 33.5 / 42.6 / 29.4	37.3 / 3.2	32.3 / 48.8 / 18.3
	BM25	61.0 / 12.5	45.1 / 2.5	30.1	53.6	67.9 / 39.5 / 44.9 / 30.6	43.4 / 9.5	34.5 / 50.2 / 21.1
	Set-BM25[4-gram]	56.7 / 16.2	39.6 / 5.8	29.4	53.5	68.6 / 42.9 / 42.6 / 34.5	45.8 / 13.6	35.2 / 48.9 / 23.5
	BSR	60.9 / 14.3	51.2 / 3.0	32.5	59.1	72.5 / 47.2 / 46.9 / 30.3	54.1 / 9.8	38.0 / 55.0 / 23.3
	Set-BSR	64.3 / 21.2	51.5 / 6.3	33.7	61.9	76.1 / 52.3 / 48.5 / 35.8	54.5 / 19.3	41.2 / 57.0 / 27.7

Table 9: Our proposed learning-free methods v/s prior learning-free and learning-based baselines, EPR (Rubin et al., 2022), DPP (Ye et al., 2023) and LF Coverage (Levy et al., 2022) on 8-shot IC using different LLMs. The right most column shows average performance on All, only IID, and only Compositional splits.

Dataset Split Selector	ATIS IID / Tpl.	Overnight IID / Tpl.	Break IID	MTOP IID	GeoQuery IID / Tpl. / TMCD / Len.	SMCalFlow-CS 8_S / 32_C	AVERAGE All / IID / Comp.
<b>Random</b>	12.4 / 0.0	3.6 / 0.0	1.9	1.3	17.5 / 11.0 / 14.0 / 0.9	3.0 / 0.0	5.2 / 6.6 / 3.9
<b>Cosine</b>	46.1 / 6.5	38.3 / 0.4	22.3	43.9	67.9 / 24.1 / 41.4 / 28.5	25.2 / 1.2	27.0 / 40.6 / 15.4
+ Coverage	45.9 / 4.2	32.6 / 0.4	19.2	39.2	59.6 / 32.6 / 44.0 / 18.8	27.2 / 1.4	25.4 / 37.3 / 15.2
- reorder	46.5 / 6.5	32.3 / 0.5	19.4	37.8	58.9 / 32.3 / 43.1 / 20.6	27.2 / 1.1	25.4 / 37.0 / 15.5
<b>BM25</b>	49.5 / 7.4	33.7 / 3.0	26.5	47.7	63.6 / 40.6 / 42.1 / 25.5	32.0 / 3.2	29.3 / 42.2 / 18.2
+ Coverage	44.8 / 8.1	25.8 / 0.4	21.1	41.5	56.8 / 27.0 / 39.8 / 20.9	22.1 / 1.5	24.3 / 35.3 / 14.7
- reorder	44.9 / 7.4	24.1 / 0.4	20.7	40.6	53.6 / 28.3 / 39.3 / 20.0	23.0 / 2.3	23.8 / 34.5 / 14.7
<b>BM25[4-gram]</b>	45.4 / 5.5	33.4 / 2.1	27.3	48.9	65.4 / 39.6 / 39.6 / 27.3	28.4 / 3.5	28.7 / 41.5 / 17.7
+ Coverage	48.3 / 8.5	27.2 / 2.3	23.8	47.1	63.2 / 36.2 / 42.6 / 24.2	26.6 / 3.9	27.8 / 39.4 / 17.8
- reorder	47.1 / 8.1	27.1 / 1.8	20.9	46.1	59.3 / 30.8 / 39.2 / 24.5	25.7 / 2.7	26.1 / 37.7 / 16.3
<b>BM25[4-depst]</b>	45.1 / 9.0	31.8 / 1.9	26.2	47.4	67.1 / 38.7 / 43.6 / 24.2	27.5 / 1.7	28.5 / 40.9 / 17.9
+ Coverage	48.5 / 12.0	28.7 / 0.9	22.8	44.7	58.6 / 38.8 / 41.8 / 24.2	26.6 / 2.4	27.4 / 38.3 / 18.1
- reorder	47.1 / 9.3	28.7 / 1.1	21.9	46.1	59.6 / 34.1 / 34.7 / 29.1	25.5 / 2.0	26.6 / 38.2 / 16.7
<b>BSF1[deberta-base]</b>	47.2 / 6.0	39.4 / 1.4	30.6	54.8	66.4 / 41.0 / 44.5 / 29.7	41.4 / 1.8	31.7 / 46.6 / 18.8
<b>BSP[deberta-base]</b>	45.2 / 7.2	39.4 / 1.9	31.1	46.5	64.6 / 38.1 / 41.4 / 27.6	27.5 / 0.9	29.2 / 42.4 / 17.9
<b>BSR[deberta-base]</b>	47.5 / 9.0	37.2 / 2.5	30.2	53.5	68.9 / 44.5 / 44.4 / 27.3	40.6 / 4.1	32.1 / 46.3 / 20.0
+ IDF	48.2 / 9.3	40.0 / 2.1	28.2	53.7	68.9 / 40.2 / 42.7 / 31.5	39.1 / 4.1	32.0 / 46.4 / 19.7
+ Coverage	53.8 / 14.8	40.1 / 2.6	28.5	55.4	74.6 / 45.3 / 45.4 / 24.2	40.3 / 4.1	33.6 / 48.8 / 20.6
- reorder	50.0 / 11.8	37.7 / 2.1	26.9	53.0	66.8 / 44.5 / 42.9 / 24.8	39.0 / 4.7	31.6 / 45.6 / 19.7
<b>BSR[deberta-large]</b>	48.3 / 7.8	40.1 / 2.6	29.1	54.5	67.1 / 40.7 / 47.7 / 28.2	39.7 / 3.5	32.1 / 46.5 / 19.8
+ IDF	48.8 / 9.7	41.5 / 2.6	27.8	54.0	69.3 / 36.6 / 45.4 / 26.4	40.3 / 3.8	31.8 / 47.0 / 18.8
+ Coverage	54.6 / 13.2	43.2 / 4.9	28.6	55.1	67.1 / 45.3 / 45.4 / 26.4	41.5 / 4.8	33.7 / 48.4 / 21.1
- reorder	52.0 / 12.0	37.6 / 4.8	29.2	53.5	63.9 / 39.9 / 44.4 / 24.2	39.0 / 5.1	31.8 / 45.9 / 19.7

Table 10: All results of 8-shots ICL with GPT-Neo-2.7B for various selectors, datasets and splits.

Dataset Split Selector	ATIS IID / Tpl.	Overnight IID / Tpl.	Break IID	MTOP IID	GeoQuery IID / Tpl. / TMCD / Len.	SMCalFlow-CS 8_S / 32_C	AVERAGE All / IID / Comp.
<b>Random</b>	9.5 / 0.0	4.2 / 0.5	8.8	2.8	9.3 / 13.3 / 9.2 / 4.5	6.2 / 0.0	5.4 / 6.8 / 4.3
<b>Cosine</b>	56.7 / 11.5	48.7 / 0.0	26.1	49.8	73.9 / 33.5 / 42.6 / 29.4	37.3 / 3.2	32.3 / 48.8 / 18.3
+ Coverage	55.0 / 13.9	42.5 / 0.9	24.7	43.0	63.9 / 37.6 / 43.7 / 29.7	35.2 / 3.3	30.9 / 44.1 / 19.6
- reorder	56.0 / 14.3	41.8 / 1.2	25.5	43.6	65.4 / 35.8 / 43.6 / 35.2	35.2 / 3.5	31.4 / 44.6 / 20.2
<b>BM25</b>	61.0 / 12.5	45.1 / 2.5	30.1	53.6	67.9 / 39.5 / 44.9 / 30.6	43.4 / 9.5	34.5 / 50.2 / 21.1
+ Coverage	55.7 / 12.3	34.9 / 2.6	25.5	48.5	63.6 / 30.5 / 40.8 / 25.5	35.3 / 6.2	29.9 / 43.9 / 17.9
- reorder	55.0 / 12.5	34.4 / 2.8	25.1	48.3	60.4 / 31.9 / 41.8 / 22.7	36.3 / 6.0	29.7 / 43.2 / 18.0
<b>BM25[4-gram]</b>	55.5 / 10.8	42.4 / 5.6	31.9	52.2	70.7 / 44.7 / 41.7 / 30.9	41.4 / 9.5	34.3 / 49.0 / 21.7
+ Coverage	56.7 / 16.2	39.6 / 5.8	29.4	53.5	68.6 / 42.9 / 42.6 / 34.5	45.8 / 13.6	35.2 / 48.9 / 23.5
- reorder	57.3 / 16.0	37.0 / 4.9	28.0	51.4	68.9 / 41.0 / 44.1 / 35.8	44.9 / 13.4	34.7 / 47.9 / 23.5
<b>BM25[4-depst]</b>	54.2 / 11.1	42.3 / 3.3	29.7	52.2	68.9 / 41.9 / 43.4 / 28.5	39.9 / 5.4	33.0 / 47.9 / 20.3
+ Coverage	59.7 / 17.8	41.1 / 5.6	29.2	52.4	63.6 / 38.9 / 40.9 / 37.3	45.6 / 11.5	34.8 / 48.6 / 23.0
- reorder	59.6 / 15.3	39.9 / 4.6	28.1	51.2	66.4 / 39.9 / 44.2 / 37.0	44.1 / 10.7	34.6 / 48.2 / 22.9
<b>BSF1[deberta-base]</b>	58.8 / 13.1	49.7 / 3.5	33.4	59.5	75.7 / 41.9 / 43.8 / 32.7	55.7 / 8.4	37.5 / 55.5 / 22.0
<b>BSP[deberta-base]</b>	53.5 / 9.9	49.2 / 3.7	32.2	47.9	77.1 / 42.4 / 43.8 / 35.2	41.7 / 2.9	34.6 / 50.3 / 21.1
<b>BSR[deberta-base]</b>	61.2 / 15.2	50.3 / 2.6	33.4	59.1	74.3 / 50.2 / 45.9 / 33.6	51.2 / 11.6	38.5 / 54.9 / 24.4
+ IDF	60.8 / 15.3	51.4 / 4.2	32.4	58.4	70.7 / 47.5 / 42.0 / 35.2	50.3 / 12.1	37.8 / 54.0 / 23.9
+ Coverage	62.5 / 18.3	52.5 / 5.5	34.3	60.0	75.4 / 45.5 / 48.4 / 37.0	53.0 / 17.5	40.2 / 56.3 / 26.3
- reorder	63.7 / 20.6	49.6 / 6.2	35.3	61.7	73.9 / 47.3 / 48.4 / 34.2	52.4 / 17.5	40.2 / 56.1 / 26.5
<b>BSR[deberta-large]</b>	60.9 / 14.3	51.2 / 3.0	32.5	59.1	72.5 / 47.2 / 46.9 / 30.3	54.1 / 9.8	38.0 / 55.0 / 23.3
+ IDF	61.6 / 15.0	51.4 / 4.6	33.2	59.1	73.2 / 53.2 / 46.5 / 32.1	52.0 / 10.7	38.6 / 55.1 / 24.5
+ Coverage	64.3 / 21.2	51.5 / 6.3	33.7	61.9	76.1 / 52.3 / 48.5 / 35.8	54.5 / 19.3	41.2 / 57.0 / 27.7
- reorder	65.4 / 19.6	51.6 / 7.0	33.5	61.9	76.1 / 51.2 / 48.6 / 35.5	54.5 / 19.6	41.2 / 57.2 / 27.4

Table 11: Results of 8-shots ICL with LLaMA-7B using learning-free selectors for the various datasets and splits.



Dataset Split Selector	ATIS IID / Tpl.	Overnight IID / Tpl.	Break IID	MTOP IID	GeoQuery IID / Tpl. / TMCD / Len.	SMCalFlow-CS 8_S / 32_C	AVERAGE All / IID / Comp.
<b>Random</b>	19.5 / 5.1	3.4 / 2.6	9.0	4.8	23.9 / 19.8 / 14.2 / 1.5	14.0 / 0.0	9.2 / 12.4 / 6.3
<b>Cosine</b>	57.8 / 20.5	48.6 / 3.0	29.4	54.0	77.1 / 44.8 / 48.5 / 32.7	42.9 / 5.4	36.5 / 51.6 / 23.5
+ Coverage	57.5 / 23.8	42.2 / 5.8	28.0	50.2	68.6 / 51.9 / 51.0 / 30.0	41.8 / 5.7	35.9 / 48.1 / 25.5
- reorder	56.8 / 21.9	41.6 / 6.0	27.6	49.9	68.9 / 54.2 / 51.0 / 31.8	39.6 / 5.4	35.7 / 47.4 / 25.7
<b>BM25</b>	65.6 / 22.6	50.3 / 5.8	34.6	58.7	76.4 / 49.3 / 50.3 / 37.6	48.2 / 13.6	40.3 / 55.6 / 27.1
+ Coverage	59.3 / 21.2	37.5 / 3.7	29.3	52.7	67.1 / 46.6 / 49.1 / 35.2	40.6 / 8.6	35.5 / 47.8 / 24.9
- reorder	57.2 / 20.6	37.5 / 3.3	28.5	53.5	67.1 / 43.6 / 47.3 / 29.7	40.3 / 8.7	34.4 / 47.4 / 23.3
<b>BM25[4-gram]</b>	58.6 / 20.3	49.7 / 7.0	33.9	58.1	77.9 / 55.5 / 52.0 / 34.8	50.6 / 13.0	40.3 / 54.8 / 27.8
+ Coverage	62.4 / 26.5	45.6 / 6.7	31.8	57.5	73.6 / 55.9 / 51.5 / 40.6	49.1 / 20.4	40.9 / 53.3 / 30.3
- reorder	60.8 / 26.5	44.8 / 6.5	32.4	56.7	76.1 / 56.4 / 51.0 / 40.6	50.6 / 19.9	40.9 / 53.6 / 30.1
<b>BM25[4-depst]</b>	58.4 / 23.8	48.6 / 6.2	32.9	59.2	75.4 / 55.4 / 52.6 / 41.5	46.4 / 6.3	39.8 / 53.5 / 28.1
+ Coverage	63.7 / 28.4	45.8 / 7.2	32.1	58.8	75.7 / 55.3 / 50.6 / 41.5	50.5 / 19.8	41.6 / 54.4 / 30.6
- reorder	64.5 / 28.9	43.9 / 6.7	31.2	58.5	77.1 / 56.8 / 52.8 / 38.5	51.5 / 20.1	41.7 / 54.5 / 30.8
<b>BSF1[deberta-base]</b>	62.2 / 23.3	55.5 / 4.4	35.8	59.4	80.7 / 59.2 / 52.0 / 37.6	59.8 / 17.5	43.1 / 58.9 / 29.6
<b>BSP[deberta-base]</b>	56.5 / 16.9	55.0 / 4.9	34.1	49.4	80.7 / 54.7 / 50.0 / 33.6	46.1 / 5.1	38.4 / 53.6 / 25.3
<b>BSR[deberta-base]</b>	63.3 / 26.1	56.4 / 6.7	36.3	64.3	80.0 / 61.9 / 54.0 / 40.0	59.5 / 15.8	44.5 / 60.0 / 31.2
+ IDF	63.8 / 28.0	53.8 / 5.6	36.6	64.3	77.5 / 58.2 / 54.7 / 34.8	55.3 / 17.9	43.3 / 58.5 / 30.3
+ Coverage	69.5 / 32.6	58.4 / 9.7	36.6	66.6	80.7 / 61.5 / 56.4 / 43.0	63.0 / 26.7	47.6 / 62.5 / 34.9
- reorder	68.9 / 33.0	56.5 / 9.5	36.7	67.5	79.6 / 63.7 / 56.5 / 37.3	61.9 / 30.9	47.4 / 61.9 / 35.0
<b>BSR[deberta-large]</b>	64.0 / 22.8	55.7 / 5.8	37.7	64.4	79.6 / 60.1 / 55.2 / 38.5	60.1 / 14.5	44.0 / 60.3 / 30.1
+ IDF	65.5 / 25.6	54.1 / 5.3	35.9	65.0	79.6 / 59.6 / 55.1 / 34.2	58.8 / 17.6	43.8 / 59.8 / 30.0
+ Coverage	69.6 / 33.5	59.6 / 8.6	39.2	66.1	81.8 / 64.1 / 60.2 / 44.8	62.5 / 26.7	48.5 / 63.1 / 36.0
- reorder	71.1 / 33.5	57.2 / 9.2	37.3	67.6	81.8 / 60.1 / 57.5 / 39.7	60.6 / 29.1	47.6 / 62.6 / 34.8

Table 12: Results of 8-shots ICL with LLaMA-13B using learning-free selectors for the various datasets and splits.

Dataset Split Selector	ATIS IID / Tpl.	Overnight IID / Tpl.	Break IID	MTOP IID	GeoQuery IID / Tpl. / TMCD / Len.	SMCalFlow-CS 8_S / 32_C	AVERAGE All / IID / Comp.
<b>Random</b>	22.2 / 12.0	10.8 / 3.3	8.8	4.7	25.7 / 27.9 / 21.5 / 6.1	20.1 / 0.0	12.9 / 15.4 / 10.7
<b>Cosine</b>	68.9 / 31.9	63.8 / 11.1	31.5	62.1	81.4 / 57.9 / 54.4 / 42.7	48.8 / 10.7	44.6 / 59.4 / 31.8
+ Coverage	65.0 / 33.7	55.1 / 17.4	31.1	57.9	77.5 / 67.2 / 64.0 / 48.5	46.2 / 11.5	45.1 / 55.5 / 36.3
- reorder	65.2 / 36.0	55.4 / 15.5	30.4	58.8	78.6 / 71.4 / 63.3 / 49.1	45.6 / 12.1	45.7 / 55.7 / 37.1
<b>BM25</b>	70.9 / 40.4	62.3 / 17.6	37.0	66.8	85.0 / 64.9 / 60.1 / 47.3	57.7 / 24.3	50.0 / 63.3 / 38.5
+ Coverage	66.5 / 37.6	51.3 / 17.8	31.6	58.8	76.8 / 57.9 / 55.4 / 41.8	48.3 / 17.9	44.2 / 55.6 / 34.4
- reorder	66.8 / 37.6	50.7 / 17.8	32.7	58.8	78.2 / 61.2 / 53.8 / 41.2	47.3 / 17.9	44.3 / 55.7 / 34.5
<b>BM25[4-gram]</b>	66.4 / 34.6	62.2 / 22.0	37.7	63.3	83.9 / 68.2 / 59.3 / 49.4	57.3 / 20.5	49.3 / 61.8 / 38.6
+ Coverage	72.6 / 45.0	60.7 / 29.4	35.4	62.9	81.4 / 69.1 / 61.8 / 47.6	60.3 / 34.4	51.9 / 62.2 / 43.0
- reorder	72.2 / 45.5	59.4 / 30.3	35.7	63.9	82.9 / 71.6 / 58.9 / 49.7	60.6 / 35.6	52.3 / 62.4 / 43.6
<b>BM25[4-depst]</b>	63.5 / 35.8	60.6 / 20.1	36.3	64.3	81.8 / 68.7 / 61.0 / 52.7	51.7 / 10.1	47.8 / 59.7 / 37.7
+ Coverage	72.1 / 45.1	60.2 / 26.2	33.8	63.8	84.6 / 68.5 / 61.7 / 49.7	58.5 / 35.0	51.9 / 62.2 / 43.0
- reorder	74.0 / 45.7	60.7 / 28.3	34.0	65.0	82.1 / 71.6 / 59.9 / 48.2	59.4 / 34.5	52.1 / 62.5 / 43.2
<b>BSF1[deberta-base]</b>	69.7 / 33.3	65.6 / 18.1	39.3	67.0	85.0 / 69.6 / 60.4 / 47.0	66.9 / 23.2	51.0 / 65.6 / 38.5
<b>BSP[deberta-base]</b>	60.6 / 24.5	64.7 / 15.0	38.0	53.7	85.0 / 67.2 / 57.4 / 45.8	52.0 / 7.8	45.1 / 59.0 / 33.2
<b>BSR[deberta-base]</b>	70.6 / 38.3	64.7 / 15.1	39.7	68.2	85.0 / 72.2 / 60.4 / 44.8	66.9 / 28.1	51.8 / 65.9 / 39.8
+ IDF	71.2 / 39.3	64.1 / 18.7	38.0	68.1	83.6 / 71.6 / 59.4 / 44.5	63.1 / 31.8	51.6 / 64.7 / 40.3
+ Coverage	77.3 / 50.4	66.9 / 25.9	40.0	71.7	87.1 / 75.5 / 63.6 / 50.3	69.3 / 53.7	57.7 / 68.7 / 48.3
- reorder	78.0 / 52.9	66.7 / 29.2	39.5	72.2	87.5 / 78.2 / 62.9 / 55.5	68.6 / 54.1	58.7 / 68.7 / 50.2
<b>BSR[deberta-large]</b>	72.1 / 38.3	63.5 / 16.4	39.4	69.2	85.4 / 72.0 / 62.6 / 45.5	66.3 / 27.5	52.1 / 66.0 / 40.1
+ IDF	72.2 / 40.7	64.9 / 16.2	39.5	69.2	84.3 / 73.1 / 61.7 / 44.5	63.9 / 33.2	52.4 / 65.7 / 41.1
+ Coverage	78.2 / 50.6	67.3 / 27.1	39.7	73.4	86.8 / 76.1 / 64.8 / 54.5	70.7 / 50.1	58.4 / 69.3 / 48.9
- reorder	79.0 / 52.4	68.2 / 29.8	39.3	73.1	87.9 / 76.0 / 64.2 / 57.3	70.2 / 49.9	59.0 / 69.6 / 49.9

Table 13: Results of 8-shots ICL with StarCoder using learning-free selectors for the various datasets and splits.

Dataset Split Selector	ATIS IID / Tpl.	Overnight IID / Tpl.	Break IID	MTOP IID	GeoQuery IID / Tpl. / TMCD / Len.	SMCalFlow-CS 8_S / 32_C	AVERAGE All / IID / Comp.
<b>Random</b>	16.9 / 11.1	5.1 / 2.8	13.0	6.8	22.1 / 24.9 / 15.7 / 5.5	20.1 / 0.0	11.3 / 14.0 / 9.1
<b>Cosine</b>	64.6 / 32.5	60.7 / 6.2	30.6	59.7	81.1 / 56.1 / 50.3 / 42.1	46.7 / 8.0	42.3 / 57.2 / 29.5
+ Coverage	59.0 / 31.6	52.7 / 12.0	27.8	53.3	76.1 / 58.6 / 56.3 / 46.7	46.1 / 8.1	41.4 / 52.5 / 31.9
- reorder	59.4 / 34.7	53.1 / 11.1	27.8	54.7	75.0 / 59.3 / 54.5 / 47.0	45.3 / 8.7	41.7 / 52.6 / 32.3
<b>BM25</b>	67.1 / 35.1	58.3 / 11.8	34.5	64.4	81.4 / 61.6 / 56.8 / 47.9	56.2 / 21.0	46.8 / 60.3 / 35.3
+ Coverage	61.3 / 33.9	48.4 / 10.9	29.6	58.5	73.9 / 50.4 / 56.2 / 41.2	48.3 / 12.4	41.3 / 53.3 / 31.0
- reorder	62.4 / 32.8	48.1 / 10.7	29.5	58.2	75.4 / 51.7 / 51.2 / 37.9	46.2 / 12.8	40.7 / 53.3 / 29.9
<b>BM25[4-gram]</b>	62.8 / 31.6	57.2 / 15.7	36.5	60.6	81.4 / 63.4 / 57.1 / 43.3	57.3 / 17.9	46.1 / 59.3 / 34.9
+ Coverage	68.0 / 40.2	56.2 / 18.0	33.7	61.3	80.0 / 61.9 / 60.3 / 46.4	57.3 / 28.1	48.0 / 59.4 / 38.2
- reorder	68.6 / 41.6	54.9 / 19.0	35.1	60.9	80.0 / 64.4 / 57.9 / 47.3	56.8 / 28.1	48.3 / 59.4 / 38.7
<b>BM25[4-depst]</b>	60.7 / 31.7	57.4 / 14.4	35.0	62.7	82.1 / 61.5 / 57.9 / 48.2	50.5 / 9.5	45.0 / 58.1 / 33.8
+ Coverage	69.8 / 40.0	55.3 / 15.8	32.9	63.0	81.1 / 61.7 / 56.3 / 43.6	55.6 / 32.0	47.7 / 59.6 / 37.5
- reorder	70.4 / 39.9	56.6 / 16.5	33.6	63.4	82.1 / 64.4 / 57.5 / 49.4	56.8 / 33.5	48.9 / 60.5 / 39.1
<b>BSF1[deberta-base]</b>	67.3 / 28.9	61.9 / 10.2	37.9	65.2	86.4 / 68.4 / 51.9 / 43.6	65.9 / 22.6	48.2 / 64.1 / 34.5
<b>BSP[deberta-base]</b>	58.1 / 22.2	61.2 / 10.4	36.9	53.3	83.2 / 65.6 / 52.8 / 44.8	48.5 / 6.2	42.8 / 56.9 / 30.8
<b>BSR[deberta-base]</b>	67.2 / 34.7	61.7 / 8.8	39.5	67.4	83.9 / 67.1 / 61.6 / 43.3	61.8 / 24.9	49.1 / 63.6 / 36.7
+ IDF	69.0 / 37.4	61.5 / 9.7	36.1	67.7	82.5 / 66.7 / 58.9 / 42.4	60.6 / 28.8	49.0 / 62.9 / 37.0
+ Coverage	75.7 / 47.3	63.0 / 18.1	38.4	70.1	83.2 / 71.8 / 61.8 / 49.4	66.6 / 46.2	54.5 / 66.2 / 44.4
- reorder	75.2 / 48.7	62.5 / 18.8	37.7	69.8	84.6 / 70.3 / 64.6 / 47.3	67.8 / 49.6	54.8 / 66.3 / 45.0
<b>BSR[deberta-large]</b>	69.4 / 36.3	61.0 / 10.9	38.3	68.4	83.9 / 67.4 / 61.4 / 46.7	62.4 / 24.7	49.8 / 63.9 / 37.7
+ IDF	70.1 / 37.4	62.2 / 10.2	38.9	68.8	84.3 / 68.4 / 61.3 / 45.2	62.4 / 30.9	50.4 / 64.4 / 38.4
+ Coverage	76.7 / 46.9	63.9 / 19.9	40.2	71.5	88.6 / 74.9 / 64.1 / 50.3	68.7 / 47.8	56.2 / 68.3 / 45.8
- reorder	76.6 / 48.0	63.2 / 18.7	39.0	70.1	85.0 / 74.4 / 63.3 / 55.5	67.7 / 48.1	55.9 / 66.9 / 46.4

Table 14: Results of 8-shots ICL with Cushman using learning-free selectors for the various datasets and splits.

Dataset Split Selector	ATIS IID / Tpl.	Overnight IID / Tpl.	Break IID	MTOP IID	GeoQuery IID / Tpl. / TMCD / Len.	SMCalFlow-CS 8_S / 32_C	AVERAGE All / IID / Comp.
<b>Random</b>	27.3 / 14.3	16.1 / 6.5	26.7	9.3	36.4 / 28.3 / 25.7 / 19.1	31.9 / 7.4	19.8 / 24.6 / 15.6
<b>Cosine</b>	74.1 / 39.5	67.7 / 17.1	41.0	69.1	86.8 / 68.4 / 61.5 / 48.5	54.7 / 11.9	50.9 / 65.6 / 38.3
+ Coverage	71.3 / 44.8	62.8 / 31.5	37.9	68.2	85.4 / 76.5 / 71.9 / 60.0	54.7 / 26.1	54.8 / 63.4 / 47.4
- reorder	71.7 / 45.1	62.6 / 29.8	36.4	67.5	85.0 / 78.3 / 72.5 / 59.4	53.8 / 25.9	54.5 / 62.8 / 47.4
<b>BM25</b>	76.9 / 46.7	66.5 / 30.1	45.2	72.3	87.1 / 77.2 / 71.2 / 62.1	65.4 / 29.4	58.0 / 68.9 / 48.7
+ Coverage	74.4 / 46.9	61.2 / 29.9	38.9	66.7	83.6 / 70.2 / 67.4 / 52.4	55.7 / 29.9	53.7 / 63.4 / 45.4
- reorder	74.2 / 46.7	60.1 / 29.2	39.6	65.3	83.9 / 69.3 / 66.6 / 54.2	55.7 / 29.0	53.5 / 63.1 / 45.3
<b>BM25[4-gram]</b>	73.0 / 39.9	65.7 / 33.8	43.7	70.4	86.8 / 78.6 / 70.6 / 60.6	63.1 / 22.8	56.4 / 67.1 / 47.2
+ Coverage	80.3 / 55.2	65.4 / 43.0	42.2	70.4	86.4 / 81.2 / 73.4 / 61.5	68.6 / 46.8	61.3 / 68.9 / 54.8
- reorder	79.7 / 54.9	65.9 / 42.4	41.8	71.1	87.9 / 80.1 / 73.1 / 61.8	67.7 / 44.2	61.0 / 69.0 / 54.1
<b>BM25[4-depst]</b>	70.7 / 41.1	65.5 / 31.2	42.6	70.4	85.4 / 79.9 / 69.0 / 67.3	58.2 / 11.9	55.1 / 65.5 / 46.2
+ Coverage	80.0 / 56.4	64.1 / 40.3	40.9	70.3	88.9 / 79.9 / 73.3 / 68.2	67.2 / 49.0	61.6 / 68.6 / 55.5
- reorder	80.5 / 56.4	64.7 / 41.0	39.7	69.4	87.9 / 80.2 / 73.4 / 66.4	67.7 / 49.3	61.4 / 68.3 / 55.4
<b>BSF1[deberta-base]</b>	75.4 / 39.2	66.9 / 28.2	45.2	73.0	86.1 / 78.6 / 69.6 / 52.7	72.1 / 27.1	56.8 / 69.8 / 45.7
<b>BSP[deberta-base]</b>	68.5 / 29.3	67.6 / 26.2	43.7	60.2	86.1 / 73.4 / 63.0 / 53.9	55.0 / 12.2	51.0 / 63.5 / 40.4
<b>BSR[deberta-base]</b>	75.7 / 47.1	67.4 / 22.2	45.6	75.7	88.6 / 79.7 / 69.9 / 52.4	72.1 / 32.0	58.1 / 70.8 / 47.2
+ IDF	76.7 / 48.9	67.1 / 24.6	44.1	76.3	87.5 / 81.0 / 69.5 / 54.5	70.8 / 39.5	58.9 / 70.4 / 49.0
+ Coverage	83.0 / 61.7	70.4 / 41.7	45.1	78.7	91.1 / 85.4 / 76.8 / 67.9	76.0 / 60.8	66.5 / 74.0 / 60.1
- reorder	83.3 / 63.5	69.5 / 42.8	45.1	79.1	91.8 / 85.9 / 78.5 / 66.1	76.1 / 61.1	66.8 / 74.2 / 60.5
<b>BSF1[deberta-large]</b>	77.4 / 44.3	68.9 / 29.6	45.9	73.8	88.2 / 78.1 / 68.1 / 51.2	72.1 / 29.6	57.9 / 71.0 / 46.6
<b>BSP[deberta-large]</b>	70.1 / 32.5	69.0 / 22.9	44.7	58.9	87.1 / 75.6 / 61.9 / 50.6	63.0 / 15.7	52.0 / 65.5 / 40.5
<b>BSR[deberta-large]</b>	79.3 / 48.1	68.1 / 22.4	44.0	76.8	88.2 / 78.8 / 71.6 / 53.0	72.5 / 31.5	58.6 / 71.5 / 47.5
+ IDF	79.8 / 50.4	68.7 / 21.3	44.9	75.5	88.9 / 82.0 / 71.7 / 54.2	70.5 / 40.9	59.5 / 71.4 / 49.3
+ Coverage	84.7 / 62.4	69.5 / 41.4	46.0	79.6	91.1 / 86.6 / 76.0 / 69.4	75.7 / 61.2	66.9 / 74.4 / 60.5
- reorder	84.0 / 64.6	69.6 / 39.6	46.4	79.0	90.0 / 86.3 / 78.0 / 70.6	77.5 / 60.2	67.1 / 74.4 / 60.7

Table 15: Results of 8-shots ICL with Codex using learning-free selectors for the various datasets and splits.

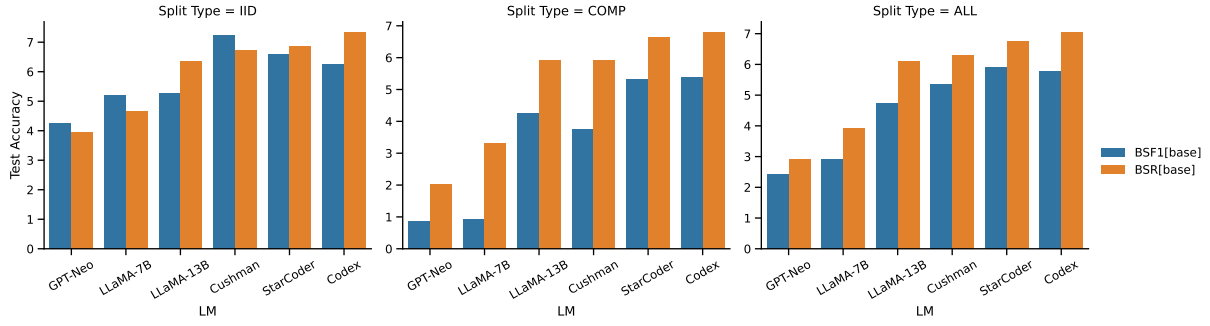


Figure 7: Comparison of 8-shot ICL performance of different variants of BERTScore with token embeddings computed using deberta-base-mnli. For easier visualization, since we found BERTScore-Precision to consistently perform worst, we show absolute improvement in average performance on different types of splits from the recall and F1 metrics over the precision metric.

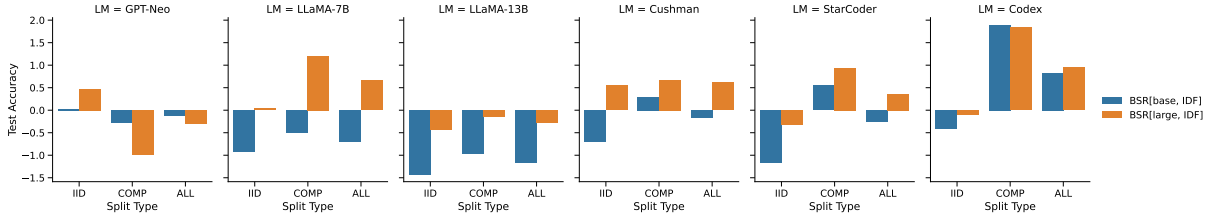


Figure 8: Impact on average 8-shot ICL performance from using importance weighting (IDF) in BSR.

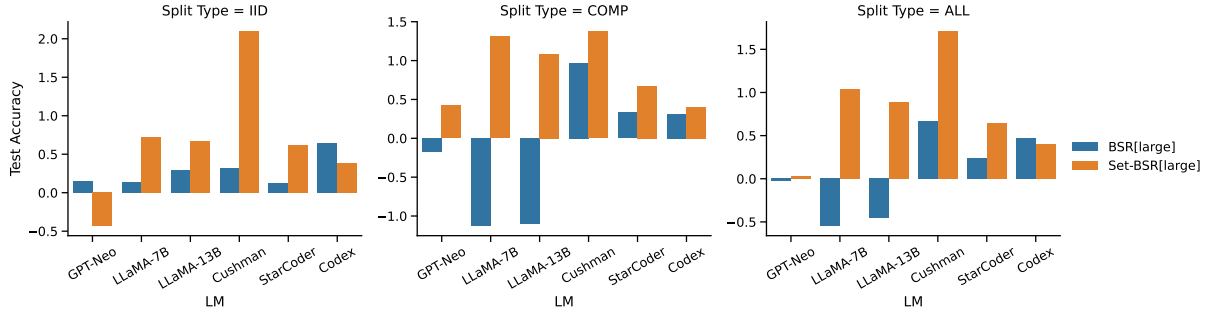


Figure 9: Impact on average 8-shot ICL performance from using a larger deberta-large-mnli LLM for computing contextual token embeddings v/s using deberta-base-mnli in BSR and SET-BSR.

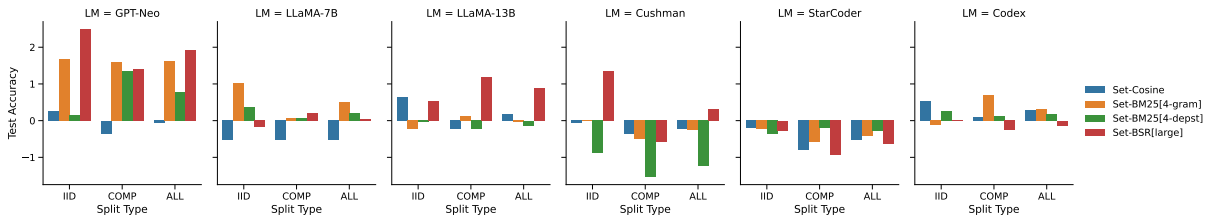


Figure 10: Impact on average 8-shot ICL performance from reordering the demonstrations selected by the different set-level metric using the corresponding instance-level metric as absolute gain v/s the unreordered version.