

Quantum cyclic redundancy check codes ¹

Ricard Vilar and Simeon Ball

Abstract

We extend the idea of classical cyclic redundancy check codes to quantum cyclic redundancy check codes. This allows us to construct codes quantum stabiliser codes which can correct burst errors where the burst length attains the quantum Reiger bound. We then consider a certain family of quantum cyclic redundancy check codes for which we present a fast linear time decoding algorithm.

Index Terms

Stabiliser codes, burst error correction, CRC codes, Reiger bound, quantum burst error correction, quantum CRC codes, quantum Reiger bound.

I. INTRODUCTION

IN this article the starting point of the research will be the 2018 paper “Construction and Performance of Quantum Burst Error Correction Codes for Correlated Errors” by Jihao Fan et. al [4]. There they prove the Reiger Bound which is a upper bound on the theoretical correction capability of a quantum burst error correcting code (QBECC) and a quantum cyclic burst error correcting code (QCBCECC).

Recall that for a classical linear $[n, k]$ code there are two important upper bounds, the Singleton bound for normal error correcting codes and the Reiger bound for burst codes.

Theorem I.1 (Singleton Bound [16]). *If C is a linear code with block length n and dimension k that can correct up to t independent errors then the following bound holds: $n - k \geq 2t$*

Theorem I.2 (Reiger Bound [14]). *If C is a linear code with block length n and dimension k that can correct a burst up to length ℓ the following bound holds: $n - k \geq 2\ell$*

Similar bounds holds for quantum codes. The first is due to Knill and Laflamme [10] and the latter appears in Fan et al. [4]:

Theorem I.3 (Singleton Bound). *If Q is a t -QECC with block length n and dimension k then $n - k \geq 4t$.*

Theorem I.4 (Reiger Bound). *If C is ℓ -QBECC or a ℓ -QCBCECC with block length n and dimension k then $n - k \geq 4\ell$.*

In this article, we will prove that there exist families of I-QBECC which attain the Reiger bound and provide a linear time decoding algorithm for a particular family.

II. QUANTUM ERROR CORRECTION

An $((n, K))$ quantum error correcting code Q is a subspace of dimension K in \mathbb{C}^{2^n} . If $K = 2^k$ we say that Q is a $[[n, k]]$ QECC. A QECC Q can correct arbitrary errors from a set \mathcal{E} of unitary operators if

$$\langle c_i | E^\dagger E' | c_j \rangle = a(E, E') \delta_{ij} \quad (1)$$

for all $\langle c_i | c_j \rangle = \delta_{ij}$ and for all $E, E' \in \mathcal{E}$, where $|c_i\rangle$ and $|c_j\rangle \in Q$, and $a(E, E')$ is a constant which depends only on E and E' , see [12, Theorem 10.1] or [2].

If condition (1) holds then we can correct any linear combination of the operators in \mathcal{E} , see [12, Theorem 10.2]. This observation is due to Gottesman [6].

Typically, we look for codes Q which can correct Pauli operators

¹ 27 April 2023. The authors acknowledge the support of PID2020-113082GB-I00 financed by MCIN / AEI / 10.13039/501100011033, the Spanish Ministry of Science and Innovation.

$$E = \sigma_1 \otimes \cdots \otimes \sigma_n$$

where

$$\sigma_j \in \mathcal{P} = \left\{ \text{id} = \begin{pmatrix} 1 & 0 \\ 0 & 1 \end{pmatrix}, \sigma_x = \begin{pmatrix} 0 & 1 \\ 1 & 0 \end{pmatrix}, \sigma_y = \begin{pmatrix} 0 & -i \\ i & 0 \end{pmatrix}, \sigma_z = \begin{pmatrix} 1 & 0 \\ 0 & -1 \end{pmatrix} \right\}$$

and most are equal to id , the identity matrix. To be more precise, we define the weight of E to be $\text{wt}(E)$, the number of σ_j which are not equal to id . The code Q is a t -QECC if condition (1) holds when \mathcal{E} is taken to be all Pauli operators of weight at most t .

In this article we will be interested in codes which can correct burst errors. Thus, we define the burst length $\text{bl}(E)$ of E to be ℓ , where ℓ is minimum such that all non-identity matrices σ_j are contained in a continuous sequence. In other words, there is an r such that $\sigma_j = \text{id}$ for all $j \in \{1, \dots, r-1\} \cup \{r+\ell, \dots, n\}$. As in [4], we define the cyclic burst length $\text{cbl}(E)$ as above but taking the indices modulo n .

The code Q is a ℓ -QBECC if condition (1) holds when \mathcal{E} is taken to be all Pauli operators of burst length at most ℓ .

Similarly, the code Q is a ℓ -QCBCECC (quantum cyclic burst error correcting code) if condition (1) holds when \mathcal{E} is taken to be all non-identity Pauli operators of cyclic burst length at most ℓ .

III. STABILIZER CODES AND BINARY LINEAR CODES

In this section we introduce a connection between qubit stabilizer codes and classical binary linear codes. There is a similar and equivalent connection between qubit stabilizer codes and additive codes over \mathbb{F}_4 , see [3], but it will be more useful for our purposes to use the former connection. We will go on to exploit this connection to construct QECC and then QBECC codes. This subsection is based on [1].

Let \mathbb{F}_q denote the finite field with q elements. Consider the map

$$\tau : \{\text{id}, \sigma_x, \sigma_y, \sigma_z\} \rightarrow \mathbb{F}_2^2$$

defined by the following table.

$$\tau : \begin{cases} \text{id} & \mapsto & (0|0) \\ \sigma_x & \mapsto & (1|0) \\ \sigma_z & \mapsto & (0|1) \\ \sigma_y & \mapsto & (1|1) \end{cases} \quad (2)$$

Let

$$\mathcal{P}_n = \{c\sigma_1 \otimes \cdots \otimes \sigma_n \mid \sigma_j \in \mathcal{P}, c^4 = 1\}.$$

We extend the map τ to \mathcal{P}_n by applying τ to an element of \mathcal{P}_n coordinatewise, where the image of the j -th position of M is the j and $(j+n)$ -th coordinate in $\tau(M)$. For example,

$$\tau(\sigma_x \otimes \sigma_y \otimes \text{id} \otimes \sigma_x \otimes \sigma_z) = (11010 \mid 01001).$$

We draw the line between the n and $(n+1)$ -st coordinate, for readability sake. We ignore the phase, so $\tau(cM) = \tau(M)$ for all $c \in \{\pm 1, \pm i\}$. Effectively, this defines the domain of the map τ as $\mathcal{P}_n / \{\pm 1, \pm i\}$.

Lemma III.1. *For all $M, N \in \mathcal{P}_n / \{\pm 1, \pm i\}$,*

$$\tau(MN) = \tau(M) + \tau(N).$$

Proof. Observe that the multiplicative structure up to a phase factor (for example we ignore the i in $\sigma_y = i\sigma_x\sigma_z$) is isomorphic to the additive structure of \mathbb{F}_2^2 . \square

We have established a bijection between the elements of $\mathcal{P}_n / \{\pm 1, \pm i\}$ and \mathbb{F}_2^{2n} . The above lemma implies that a subgroup S of \mathcal{P}_n is in bijective correspondence with a subspace $\tau(S)$ of \mathbb{F}_2^{2n} . We now wish to ascertain what property this subspace has if S is a subgroup generated by commuting elements of \mathcal{P}_n .

To this end, we define an alternating form for $u, w \in \mathbb{F}_2^{2n}$,

$$(u, w)_a = \sum_{j=1}^n (u_j w_{j+n} - u_{j+n} w_j). \quad (3)$$

Lemma III.2. For $M, N \in \mathcal{P}_n / \{\pm 1, \pm i\}$,

$$MN = NM \quad \text{if and only if} \quad (\tau(M), \tau(N))_a = 0.$$

Proof. Suppose $u = \tau(M)$ and $w = \tau(N)$. One can check directly that

$$u_j w_{j+n} - w_j u_{j+n} = 0$$

if and only if the Pauli matrices in the j -th position of M and N commute and is 1 otherwise. Observe that all arithmetic here is in \mathbb{F}_2 .

The operators M and N commute if and only if there are an even number of positions where the Pauli-matrices do not commute. This is the case if and only if there are an even number of coordinates j for which

$$u_j w_{j+n} - w_j u_{j+n} = 1,$$

a condition equivalent to $(\tau(M), \tau(N))_a = 0$. □

The symplectic weight of a vector $v \in \mathbb{F}_2^{2n}$ is defined as

$$|\{i \in \{1, \dots, n\} \mid (v_i, v_{i+n}) \neq (0, 0)\}|.$$

Lemma III.3. The weight of $M \in \mathcal{P}_n$ is equal to the symplectic weight of $\tau(M)$.

Proof. We have that $n - \text{wt}(M)$ is equal to the number of id's in M which is equal to n minus the symplectic weight of $\tau(M)$. □

For a subspace $C \leq \mathbb{F}_2^{2n}$, we define C^\perp as

$$C^\perp = \{u \in \mathbb{F}_2^{2n} \mid (u, w)_a = 0, \text{ for all } w \in C\}.$$

By Lemma III.2,

$$C^\perp = \tau(\text{Centraliser}(S)).$$

Theorem III.4. S is an abelian subgroup of \mathcal{P}_n of size 2^{n-k} if and only if $C = \tau(S)$ is a $(n-k)$ -dimensional subspace of \mathbb{F}_2^{2n} for which $C \leq C^\perp$.

If, for any vectors $v_1, v_2 \in \mathbb{F}_2^{2n}$ of symplectic weight at most t , $v_1 + v_2 \notin C^\perp \setminus C$ then $Q(S)$ is a t -QECC.

Proof. This first part follows from Lemma III.1 and Lemma III.2.

If $Q(S)$ is unable to correct $E_1^\dagger E_2$ then $E_1^\dagger E_2 \in \text{Centraliser}(S) \setminus S$. Therefore, $\tau(E_1^\dagger E_2) = \tau(E_1) + \tau(E_2) = v_1 + v_2 \in C^\perp \setminus C$. □

Observe that if $k = 0$ then $C = C^\perp$.

We can construct a generator matrix $G(S)$ for $C = \tau(S)$ by taking the $(n-k) \times 2n$ matrix whose i -th row is $\tau(M_i)$, where M_1, \dots, M_{n-k} is a set of generators for the abelian subgroup S .

Theorem III.5. A $(n-k) \times 2n$ matrix G is the generator matrix for a linear code $C = \tau(S)$, for some abelian subgroup S of \mathcal{P}_n of size 2^{n-k} if and only if for all rows u and w of G

$$\sum_{j=0}^n (u_j w_{j+n} - w_j u_{j+n}) = 0.$$

The quantum (stabiliser) code $Q = Q(S)$ is defined as

$$Q(S) = \{|\psi\rangle \in (\mathbb{C}^2)^{\otimes n} \mid M|\psi\rangle = |\psi\rangle, \text{ for all } M \in S\}.$$

The code $Q(S)$ is an $[[n, k]]$ code, see [12, Theorem 10.8]), whose set \mathcal{E} (in condition (1)) contains $\mathcal{P}_n \setminus (\text{Centraliser}(S) \setminus S)$.

IV. MATRIX CONSTRUCTION

We define a matrix construction that will always define a quantum code:

Lemma IV.1. *Let H be a $(n-k) \times n$ check-matrix of a binary classical $[n, k]$ code. If G is a $(n-k) \times 2n$ matrix $M = [H|B]$, where $B = H_{+l} + H_{-l}$ is the sum modulo 2 of matrix H with the columns shifted cyclically l and $-l$ positions then G is the generator matrix for a linear code $C = \tau(S)$, for some abelian subgroup S of \mathcal{P}_n of size 2^{n-k} defining an $[[n, k]]$ stabiliser code $Q(S)$.*

Proof. By Theorem III.5, it suffices to verify the condition

$$\sum_{i=0}^n (u_i v_{i+n} - v_i u_{i+n}) = 0,$$

for any two rows u and v of G .

By construction, we see that $u_{i+n} = u_{i-l} + u_{i+l}$, where indices are read modulo n . Therefore,

$$\begin{aligned} \sum_{i=0}^n (u_i v_{i+n} - v_i u_{i+n}) &= \sum_{i=0}^n u_i (v_{i-l} + v_{i+l}) - v_i (u_{i-l} + u_{i+l}) \\ &= \sum_{i=0}^n u_i (v_{i-l} + v_{i+l}) - \sum_{i=0}^n (v_{i+l} u_i + v_{i-l} u_i) = 0. \end{aligned}$$

□

V. CYCLIC REDUNDANCY CHECK (CRC) CODES

A cyclic redundancy check (CRC) [13] is an error-detecting code commonly used in digital networks and storage devices to detect accidental changes to digital data. In this section we will prove that a classical CRC code can be adapted to construct a quantum CRC code.

First we will show how to construct the check matrix of a classical CRC code. Let $g \in \mathbb{F}_2[X]$ be a polynomial of degree $n-k$ with $g(0) \neq 0$ and define polynomials of degree less than $n-k$ by

$$r_i(X) = X^{i-1+n-k} \pmod{g}, \quad (4)$$

for $i = 1, \dots, k$. Identifying the coefficients of r_i with a column vector of length $n-k$, define the $(n-k) \times n$ matrix

$$H = \left(\underbrace{\begin{pmatrix} 1 & 0 & \cdots & 0 \\ 0 & 1 & \cdots & 0 \\ \vdots & \vdots & \ddots & \vdots \\ 0 & 0 & \cdots & 1 \end{pmatrix}}_{n-k} \middle| \begin{pmatrix} \vdots & \vdots & \cdots & \vdots \\ r_1 & r_2 & \cdots & r_k \\ \vdots & \vdots & \ddots & \vdots \\ \vdots & \vdots & \vdots & \vdots \end{pmatrix} \right). \quad (5)$$

Let $\text{CRC}(g)$ be the binary linear code with check matrix H .

Lemma V.1. *The syndrome $s(e) = eH^t$ of $\text{CRC}(g)$ is $e(X) \pmod{g}$, where we identify the row vector eH^t with a polynomial of degree (at most) $n-k$ in the obvious way.*

Proof. The syndrome of the error vector $e = (e_1, \dots, e_n)$ is eH^t whose j -th coordinate is

$$(eH^t)_j = e_j + \sum_{i=1}^k r_{ij} e_{n-k+i}.$$

which as a polynomial is

$$\sum_{j=0}^{n-k} (eH^t)_j X^{j-1} = \sum_{j=0}^{n-k} e_j X^{j-1} + \sum_{j=0}^{n-k} \sum_{i=1}^k r_{ij} e_{n-k+i} X^{j-1} = \sum_{j=0}^{n-k} e_j X^{j-1} + \sum_{i=1}^k e_{n-k+i} r_i(X)$$

which is equal to $e(X)$ modulo g , by (4). \square

For a polynomial $f(X) = \sum_{j=1}^n f_j X^{j-1} \in \mathbb{F}_2[X]/(X^n - 1)$ we define the cyclic burst length of the polynomial $f(x)$ to be the cyclic burst length of the vector (f_1, \dots, f_n) .

Lemma V.2. *If g divides $X^n - 1$ then a non-zero multiple of g in $\mathbb{F}_2[X]/(X^n - 1)$ has cyclic burst length at least the degree of g .*

Proof. There is no multiple of g which is of smaller degree in the ring $\mathbb{F}_2[X]/(X^n - 1)$, since if

$$a(X)g(X) + b(X)(X^n - 1) = c(X)$$

then g divides $c(X)$.

Suppose $e(x)$ is a multiple of g whose cyclic burst length is less than the degree of g . Then there exists m such that $X^m e(X)$ has degree less than degree of g , and is a multiple of g , a contradiction. \square

Let g be a polynomial of degree $n - k$ dividing $X^n - 1$.

Theorem V.3. *The code $CRC(g)$ detects cyclic burst errors of length $n - k$.*

Proof. Let $v = u + e$, where $u \in C$ and e is the error vector. Note that if the syndrome $s(v) = s(e) \neq 0$ then an error has occurred and is detected. If $s(e) = 0$ then by Lemma V.1, the polynomial $e(X)$, identified with the error vector e , is a non-zero polynomial which is zero modulo g . Thus, $e(X)$ is a multiple of g . By Lemma V.2, it follows that e has a cyclic burst error of length at least $n - k$. \square

We say that g has the c-property if furthermore no multiple of g is the sum of two polynomials of cyclic burst length at most $\lfloor (n - k)/2 \rfloor$. Observe that this is equivalent to choosing g so that the k -dimensional cyclic code generated by g contains no codewords which are the sum of two bursts of length at most $\lfloor (n - k)/2 \rfloor$.

Theorem V.4. *If g has the c-property then $CRC(g)$ corrects cyclic burst errors of length $\lfloor (n - k)/2 \rfloor$.*

Proof. To prove correction, note that if $s(e_1) = s(e_2)$ then $s(e_1 - e_2) = 0$. By Lemma V.1 $e_1 - e_2$ is a multiple of g , if both e_1 and e_2 are bursts of length $\leq \lfloor \frac{n-k}{2} \rfloor$ then this contradicts the c-property. \square

Now we construct a quantum CRC code from this classical CRC code.

Let H be defined as in (5) for this g .

By Lemma IV.1, the matrix

$$G = (H|H_{+l} + H_{-l}) \tag{6}$$

is the generator matrix of a linear code $C(S)$, for some abelian subgroup S of \mathcal{P}_n defining $Q_g(S)$, an $[[n, k]]$ quantum stabilizer code, which depends only on the chosen polynomial g .

We fix $l = \lfloor (n - k)/4 \rfloor$.

For a Pauli error $\sigma \in \mathcal{P}_n$, we define $e = (e_1, \dots, e_n | e_{n+1}, \dots, e_{2n}) = \tau(\sigma) \in \mathbb{F}_2^n$ which we identify with a polynomial of degree at most $2n - 1$,

$$e(X) = e_1(X) + X^n e_2(X).$$

Observe that e_1 is the X part of the error of σ and e_2 is the Z part of σ and both are polynomials of degree at most $n - 1$.

The syndrome of an error $e = (e_1 | e_2)$, where $e_1, e_2 \in \mathbb{F}_2^n$ with respect to an $(n - k) \times 2n$ matrix $(A|B)$ is

$$s(e) = Ae_2 - Be_1,$$

since the i -th coordinate of this syndrome is

$$\sum_{j=0}^n (a_{ij}e_{2j} - b_{ij}e_{1j}),$$

which will be zero if and only if the Pauli error σ commutes with the generator of S given by the i -th row of $(A|B)$.

Lemma V.5. *The syndrome of an error $e(X) = e_1(X) + X^n e_2(X)$, with respect to the code $Q = Q_g(S)$, is*

$$s_Q(e) = X^{-l}e_1 + X^l e_1 + e_2 \pmod{g}.$$

Proof. With respect to the code $Q = Q_g(S)$, the syndrome is calculated using the matrix (6). By Lemma V.1, the e_2 part of the error contributes $e_2(X)$ modulo g to the syndrome and the e_1 part of the error contributes $X^{-l}e_1 + X^l e_1$ modulo g to the syndrome, since

$$(eH_{+l}^t)_j = \sum_{i=1}^n e_i h_{j,i-l} = \sum_{i=1}^n e_{i+l} h_{j,i}$$

and

$$(eH_{-l}^t)_j = \sum_{i=1}^n e_i h_{j,i+l} = \sum_{i=1}^n e_{i-l} h_{j,i}.$$

□

Theorem V.6. *The $\llbracket n, k \rrbracket$ quantum CRC $Q_g(S)$ detects burst errors of length $\lfloor (n-k)/2 \rfloor$.*

Proof. To prove detection, suppose that $e = (e_1|e_2)$ is a non-zero error vector of cyclic burst length at most $\lfloor (n-k)/2 \rfloor \leq 2l$, that $s_Q(e) = 0$ and that the burst starts in the r -th coordinate. Then

$$e_1(X) = X^{r-1}f_1(X), \text{ and } e_2(X) = X^{r-1}f_2(X)$$

for some polynomials $f_i(X)$ of degree at most $2l-1$.

By Lemma V.5,

$$X^{-l}e_1 + X^l e_1 + e_2 = 0 \pmod{g}$$

which implies

$$X^{-l}f_1 + X^l f_1 + f_2 = 0 \pmod{g}.$$

By Lemma V.2 it follows that

$$X^{-l}f_1 + X^l f_1 + f_2 = 0 \pmod{X^n - 1}.$$

Thus, for $j = 0, \dots, l-1$, the coefficients of X^j in f_1 are zero. Since the degree of f_2 is at most $2l-1$, it follows that, for $j = 0, \dots, l-1$, the coefficients of X^{l+j} in f_1 are also zero. Hence, $f_1 = 0$, from which it follows that $f_2 = 0$ and thus, $e = 0$. □

Theorem V.7. *If g has the c-property then the $\llbracket n, k \rrbracket$ QCRC $Q_g(S)$ corrects burst errors of length $\lfloor (n-k)/4 \rfloor$.*

Proof. To prove correction, note that if $s_Q(e) = s_Q(e')$ then $s_Q(e - e') = 0$.

$$X^{-l}e_1 + X^l e_1 + e_2 - (X^{-l}e'_1 + X^l e'_1 + e'_2) = 0 \pmod{g}.$$

By Lemma V.5 using the same definition of f_i and f'_i for e and e' respectively, as in the previous proof.

$$X^{-l}f_1 + X^l f_1 + f_2 - (X^{-l}f'_1 + X^l f'_1 + f'_2) = 0 \pmod{g}.$$

This implies there is a multiple of g in the ring $\mathbb{F}_2[X]/(X^n - 1)$ which is the sum of two polynomials of length at most $2l \leq \lfloor (n-k)/2 \rfloor$. Since g has the c-property this implies

$$X^{-l}f_1 + X^l f_1 + f_2 - (X^{-l}f'_1 + X^l f'_1 + f'_2) = 0 \pmod{X^n - 1}.$$

from which we deduce that $f_1 = f'_1$ and $f_2 = f'_2$ as in the previous proof, and $e = e'$. □

In the next section, we will give an example of $g(X)$ for which the quantum CRC code constructed as in this section can be equipped with a linear time decoding algorithm capable of correcting all errors of cyclic burst length at most $\lfloor (n - k)/4 \rfloor$.

VI. A FAST DECODING ALGORITHM FOR A PARTICULAR FAMILY OF QUANTUM CRC CODES

In this section we will detail a fast decoding algorithm for a particular family of quantum CRC codes. We suppose $n = mk$ and $l = ck$ where m and c are whole numbers, taken to be constants. Observe that the quantum Reiger bound implies $m \geq 4c + 1$, which implies that the rate of the code is at most $1/(4c + 1)$.

Theorem VI.1. *If $g(x) = X^{n-k} + X^{n-2k} + \dots X^k + 1$ then there is a decoding algorithm for $Q_g(S)$ whose complexity scales linearly with n .*

Proof. The choice of g implies that the matrix G , defined as in (6) will have a quasicyclic structure.

The subgroup S which stabilises the $[[n, k]]$ code $Q(S)$ can be constructed by interleaving with k base $[[m, 1]]$ codes, which are constructed from a subgroup S_j of $(\mathbb{C}^2)^{\otimes m}$, where S_j is obtained from S considering only those qubits (coordinates) which are congruent to j modulo k . Hence, $j \in \{0, \dots, k-1\}$.

Suppose that we have measured the quantum system and obtained a syndrome $s \in \{+, -\}^{n-k}$.

We define the subsyndrome s_j to be the restriction of s to the i coordinates where $i = j$ modulo k , so $s_j \in \{+, -\}^{m-1}$.

We will determine the error $E \in \mathcal{P}_n$ by determining $E_j \in \mathcal{P}_m$, for each $j \in \{0, \dots, k-1\}$.

If we undo the interleaving of the matrix, we will get k identical matrices of the dimension "1" code. We can see, by the definition of the subsyndrome and the interleaving of the matrix, that each subsyndrome will only depend on the dimension 1 matrix and the qubits (coordinates) of the quantum system which are congruent to j modulo k .

Firstly, we will analyze the construction of a dimension $k = 1$ code matrix since it is this matrix alone that determines the subsyndrome.

Considering the construction of the matrix (6), we see that the dimension $k = 1$ code matrix has on the left side an $(m-1) \times (m-1)$ identity matrix where the m -th column is the all one column. On the right side of the matrix, we will have the sum of this matrix shifted c positions to the right and to the left.

For example, if $m = 9$ then we have the $[[9, 1, 2]]$ code given by the following matrix.

$$G_{[[9,1]]} = \left(\begin{array}{cccccccc|cccccccc} 1 & 0 & 0 & 0 & 0 & 0 & 0 & 0 & 0 & 1 & 0 & 1 & 1 & 0 & 0 & 1 & 1 & 0 \\ 0 & 1 & 0 & 0 & 0 & 0 & 0 & 0 & 0 & 1 & 0 & 1 & 0 & 0 & 1 & 0 & 1 & 0 & 1 \\ 0 & 0 & 1 & 0 & 0 & 0 & 0 & 0 & 0 & 1 & 1 & 1 & 0 & 0 & 1 & 0 & 1 & 0 & 0 \\ 0 & 0 & 0 & 1 & 0 & 0 & 0 & 0 & 0 & 1 & 0 & 0 & 0 & 0 & 1 & 1 & 0 & 0 & 0 \\ 0 & 0 & 0 & 0 & 1 & 0 & 0 & 0 & 0 & 1 & 0 & 1 & 1 & 0 & 0 & 0 & 0 & 0 & 0 \\ 0 & 0 & 0 & 0 & 0 & 1 & 0 & 0 & 0 & 1 & 0 & 1 & 0 & 1 & 0 & 0 & 1 & 1 & 0 \\ 0 & 0 & 0 & 0 & 0 & 0 & 1 & 0 & 0 & 1 & 0 & 1 & 0 & 0 & 1 & 0 & 1 & 0 & 1 \\ 0 & 0 & 0 & 0 & 0 & 0 & 0 & 1 & 0 & 1 & 1 & 1 & 0 & 0 & 0 & 1 & 1 & 0 & 0 \end{array} \right) \quad (7)$$

If we look at this matrix we can clearly see 3 different columns. The last one on the left side of all 1s instead of just one 1 as the others, and the second and seventh column of the right side will all ones and one zero instead of two ones and the rest zeroes as the others. This two last columns are the columns of the shifted all ones column from the left side, so these columns will always be in the c and in the $m - c$ positions.

The syndromes which are affected by these columns are those which have Pauli errors in the positions indicated in the following table.

1	An X error in the c position.
2	An X error in the $m - c$ position.
3	A Z error in the m position.
4	A Y error in the m position.
5	A Y error in the c position.
6	A Y error in the $m - c$ position.

TABLE I: The errors which are located by the sub-syndrome look-up table.

We construct a look up table for all possible errors that fit one of these definitions 1-6. Since, by assumption, the error E has a burst length of length at most ℓ , it follows that E_j has a maximum burst length of c . Thus, one can only have at most one of the above errors 1-6 occurring. Hence, the number of syndromes in the look up table will be the number of possible combinations with repetition of X, Y, Z, I of length $c - 1$, 4^{c-1} multiplied by the number of different possible errors, 6, multiplied by c , since the sub-burst error can start in any one of c positions.

Hence, we will have $4^{c-1}6c$ syndromes in the table. Note that if we do not consider cyclic bursts, the table will be smaller, since we do not need to take into account the Z and Y errors that are in the last position and wrap around. This will reduce the look-up table to $4^{c-1}4c + 4^{c-1}2$ errors.

Either way, the important thing to note there is that we can think of c as a constant and therefore that this look-up table will have just a constant number of entries.

If the sub-syndrome does not appear in the look-up table then we conclude that none of the errors in Table I have occurred and proceed as follows. To locate the X errors, note that the matrix structure implies that, when calculating the syndrome, a X error in position p , will raise the "flag" (i.e. a -1 in the sub-syndrome) in the position $p - c \pmod{m}$ and $p + c \pmod{m}$. Thus, we search for this 2-point fork structure, and if we find such a structure conclude that an X error has occurred in the p position. Note that the sub-syndrome has length $m - 1$ and it could be that $p - c \pmod{m}$ or $p + c \pmod{m}$ is equal to m . But this only occurs when $p = c$ or $p = m - c$ and these are specifically the cases we corrected with the lookup table, so these cases do not occur here.

To locate the Z errors, note that the matrix structure implies that, when calculating the syndrome, a Z error in position p , will raise the "flag" (i.e. a -1 in the sub-syndrome) in the position p .

Finally a Y error is deduced if we deduce an X and a Z error in the same position.

The different syndromes for the individual errors cannot collide. The Z error clearly can only collide with a X error or the X part of the Y error. But as the flag for these errors are at c distance from p , to have a collision we would need two errors separated by $c + 1$ which is longer than the maximum length correctable burst. And for a X error to collide with an X error or the X error part of a Y error, the distance between the p 's would have to be $2c$ which is obviously impossible.

The overall complexity of this algorithm is linear in n , since we have run through the main loop k times and within the loop we have a sub-loop which is run m times and we check a look up table whose size depends only on c . Note that since m also only depends on c , the complexity is $O(k) = O(n)$. □

The look up tables for $c = 1$ and $c = 2$ are in Table II and Table III respectively. Note that we fix $m = 4c + 1$, so that the code we are using attains the Reiger bound.

As mentioned above, the look up table will have $4^{c-1}6c$ syndromes.

X, I, I, I, I	-, +, -, -
Y, I, I, I, I	+, +, -, -
I, I, I, X, I	-, -, +, -
I, I, I, Y, I	-, -, +, +
I, I, I, I, Z	-, -, -, -
I, I, I, I, Y	+, -, -, +

TABLE II: The subsyndrome look-up table for $c = 1$.

I, X, I, I, I, I, I, I	- , - , - , + , - , - , - , -
X, X, I, I, I, I, I, I	- , - , + , + , - , - , - , +
Z, X, I, I, I, I, I, I	+ , - , - , + , - , - , - , -
Y, X, I, I, I, I, I, I	+ , - , + , + , - , - , - , +
I, Y, I, I, I, I, I, I	- , + , - , + , - , - , - , -
X, Y, I, I, I, I, I, I	- , + , + , + , - , - , - , +
Z, Y, I, I, I, I, I, I	+ , + , - , + , - , - , - , -
Y, Y, I, I, I, I, I, I	+ , + , + , + , - , - , - , +
I, X, I, I, I, I, I, I	- , - , - , + , - , - , - , -
I, X, X, I, I, I, I, I	+ , - , - , + , + , - , - , -
I, X, Z, I, I, I, I, I	- , - , + , + , - , - , - , -
I, X, Y, I, I, I, I, I	+ , - , + , + , + , - , - , -
I, Y, I, I, I, I, I, I	- , + , - , + , - , - , - , -
I, Y, X, I, I, I, I, I	+ , + , - , + , + , - , - , -
I, Y, Z, I, I, I, I, I	- , + , + , + , - , - , - , -
I, Y, Y, I, I, I, I, I	+ , + , + , + , + , - , - , -
I, I, I, I, I, I, X, I, I	- , - , - , - , + , - , - , -
I, I, I, I, I, X, X, I, I	- , - , - , + , + , - , - , +
I, I, I, I, I, Z, X, I, I	- , - , - , - , + , + , - , -
I, I, I, I, I, Y, X, I, I	- , - , - , + , + , + , - , +
I, I, I, I, I, I, Y, I, I	- , - , - , - , + , - , - , -
I, I, I, I, I, X, Y, I, I	- , - , - , + , + , - , - , +
I, I, I, I, I, Z, Y, I, I	- , - , - , - , + , + , + , -
I, I, I, I, I, Y, Y, I, I	- , - , - , + , + , + , + , +
I, I, I, I, I, I, X, I, I	- , - , - , - , + , - , - , -
I, I, I, I, I, I, X, X, I	+ , - , - , - , + , + , - , -
I, I, I, I, I, I, X, Z, I	- , - , - , - , + , - , - , +
I, I, I, I, I, I, X, Y, I	+ , - , - , - , + , + , - , +
I, I, I, I, I, I, Y, I, I	- , - , - , - , + , - , - , -
I, I, I, I, I, I, Y, X, I	+ , - , - , - , + , + , + , -
I, I, I, I, I, I, Y, Z, I	- , - , - , - , + , - , - , +
I, I, I, I, I, I, Y, Y, I	+ , - , - , - , + , + , + , +
I, I, I, I, I, I, I, I, Z	- , - , - , - , - , - , - , -
I, I, I, I, I, I, I, X, Z	+ , - , - , - , - , + , - , -
I, I, I, I, I, I, I, Z, Z	- , - , - , - , - , - , - , +
I, I, I, I, I, I, I, Y, Z	+ , - , - , - , - , + , - , +
I, I, I, I, I, I, I, I, Y	- , + , - , - , - , - , + , -
I, I, I, I, I, I, I, I, X, Y	+ , + , - , - , - , - , + , -
I, I, I, I, I, I, I, I, Z, Y	- , + , - , - , - , - , + , +
I, I, I, I, I, I, I, I, Y, Y	+ , + , - , - , - , + , + , +
I, I, I, I, I, I, I, I, Z	- , - , - , - , - , - , - , -
X, I, I, I, I, I, I, I, Z	- , - , + , - , - , - , - , +
Z, I, I, I, I, I, I, I, Z	+ , - , - , - , - , - , - , -
Y, I, I, I, I, I, I, I, Z	+ , - , + , - , - , - , - , +
I, I, I, I, I, I, I, I, Y	- , + , - , - , - , - , - , -
X, I, I, I, I, I, I, I, Y	- , + , + , - , - , - , + , +
Z, I, I, I, I, I, I, I, Y	+ , + , - , - , - , - , + , -
Y, I, I, I, I, I, I, I, Y	+ , + , + , - , - , - , + , +

TABLE III: The subsyndrome look-up table for $c = 2$.

The decoding algorithm detailed above is summarised in the flow chart, Figure 1.

In conclusion, the algorithmic part scales with n because we have to check the syndrome "flags" for each position in the coordinates. The look up table scales exponentially with "c" but since $c = l/k$ and $c = \frac{n-k}{4}$, this can be taken to be constant if we assume that k scales with n .

We will consider the following example:

Example 1. Consider the $[[18, 2]]$ code, which can correct bursts of length less than or equal to 4. The matrix G in this case is the following. Note it has a quasicyclicity structure.

$$G_{[[18,2]]} = \left(\begin{array}{cccc|cccccccccccccccccccc} 1 & 0 & 0 & 0 & \dots & 0 & 0 & 1 & 0 & 0 & 0 & 1 & 0 & 0 & 0 & 0 & 0 & 0 & 0 & 0 & 1 & 0 & 1 & 0 & 0 & 0 \\ 0 & 1 & 0 & 0 & \dots & 0 & 0 & 0 & 1 & 0 & 0 & 0 & 0 & 0 & 0 & 0 & 0 & 0 & 0 & 0 & 1 & 0 & 1 & 0 & 0 & 0 \\ 0 & 0 & 1 & 0 & \dots & 0 & 0 & 1 & 0 & 0 & 0 & 1 & 0 & 0 & 0 & 0 & 0 & 0 & 0 & 0 & 1 & 0 & 0 & 0 & 1 & 0 \\ 0 & 0 & 0 & 1 & \dots & 0 & 0 & 0 & 1 & 0 & 0 & 0 & 1 & 0 & 0 & 0 & 0 & 0 & 0 & 0 & 1 & 0 & 0 & 0 & 0 & 1 \\ 0 & 0 & 0 & 0 & \dots & 0 & 0 & 1 & 0 & 0 & 0 & 0 & 0 & 1 & 0 & 0 & 0 & 0 & 0 & 0 & 1 & 0 & 0 & 0 & 0 & 0 \\ 0 & 0 & 0 & 0 & \dots & 0 & 0 & 0 & 1 & 0 & 0 & 0 & 0 & 0 & 1 & 0 & 0 & 0 & 0 & 0 & 1 & 0 & 0 & 0 & 0 & 0 \\ 0 & 0 & 0 & 0 & \dots & 0 & 0 & 1 & 0 & 0 & 0 & 0 & 0 & 0 & 0 & 1 & 0 & 0 & 0 & 0 & 1 & 0 & 1 & 0 & 0 & 0 \\ 0 & 0 & 0 & 0 & \dots & 0 & 0 & 0 & 1 & 0 & 0 & 0 & 0 & 0 & 0 & 0 & 1 & 0 & 1 & 0 & 0 & 0 & 0 & 0 & 0 & 0 \\ 0 & 0 & 0 & 0 & \dots & 0 & 0 & 1 & 0 & 0 & 0 & 0 & 0 & 0 & 0 & 0 & 0 & 0 & 0 & 0 & 0 & 0 & 0 & 0 & 0 & 0 \\ 0 & 0 & 0 & 0 & \dots & 0 & 0 & 0 & 1 & 0 & 1 & 0 & 0 & 0 & 0 & 0 & 0 & 0 & 0 & 0 & 0 & 0 & 0 & 0 & 0 & 0 \\ 0 & 0 & 0 & 0 & \dots & 0 & 0 & 1 & 0 & 0 & 0 & 1 & 0 & 0 & 0 & 0 & 0 & 0 & 0 & 0 & 1 & 0 & 1 & 0 & 0 & 0 \\ 0 & 0 & 0 & 0 & \dots & 0 & 0 & 0 & 1 & 0 & 0 & 0 & 1 & 0 & 0 & 0 & 0 & 0 & 0 & 0 & 1 & 0 & 1 & 0 & 0 & 0 \\ 0 & 0 & 0 & 0 & \dots & 0 & 0 & 1 & 0 & 0 & 0 & 0 & 1 & 0 & 0 & 0 & 0 & 1 & 0 & 0 & 0 & 1 & 0 & 0 & 0 & 1 \\ 0 & 0 & 0 & 0 & \dots & 0 & 0 & 0 & 1 & 0 & 0 & 0 & 0 & 1 & 0 & 0 & 0 & 1 & 0 & 0 & 0 & 1 & 0 & 0 & 0 & 1 \\ 0 & 0 & 0 & 0 & \dots & 1 & 0 & 1 & 0 & 0 & 0 & 0 & 0 & 0 & 1 & 0 & 1 & 0 & 1 & 0 & 0 & 0 & 0 & 0 & 0 & 0 \\ 0 & 0 & 0 & 0 & \dots & 0 & 1 & 0 & 1 & 0 & 0 & 0 & 0 & 0 & 0 & 1 & 0 & 1 & 0 & 1 & 0 & 0 & 0 & 0 & 0 & 0 \end{array} \right) \quad (8)$$

A set of generators for the stabiliser group S is given by the row of the matrix

$$\left(\begin{array}{cccccccccccccccccccc} X & I & Z & I & Z & I & I & I & I & I & I & Z & I & Z & I & X & I \\ I & X & I & Z & I & Z & I & I & I & I & I & I & Z & I & Z & I & X \\ I & I & Y & I & I & I & Z & I & I & I & I & Z & I & I & I & Y & I \\ I & I & I & Y & I & I & I & Z & I & I & I & I & Z & I & I & I & Y \\ Z & I & Z & I & X & I & I & I & Z & I & I & I & Z & I & I & I & X \\ I & Z & I & Z & I & X & I & I & I & Z & I & I & I & Z & I & I & X \\ I & I & I & I & I & I & X & I & I & I & Z & I & Z & I & I & I & X \\ I & I & I & I & I & I & X & I & I & I & Z & I & Z & I & I & I & X \\ I & I & Z & I & Z & I & I & I & X & I & I & I & I & I & I & I & X \\ I & I & I & Z & I & Z & I & I & I & X & I & I & I & I & I & I & X \\ I & I & Z & I & I & I & Z & I & I & I & X & I & Z & I & Z & I & X \\ I & I & I & Z & I & I & I & I & Z & I & I & I & Y & I & I & I & Y \\ I & I & Z & I & I & I & I & I & I & Z & I & I & I & Y & I & I & Y \\ Z & I & Z & I & I & I & I & I & I & I & Z & I & Z & I & X & I & X \\ I & Z & I & Z & I & I & I & I & I & I & Z & I & Z & I & X & I & X \end{array} \right) \quad (9)$$

The base code of this interleaved one is a $[[9, 1]]$ code, capable of correcting burst errors of length at most two. The generator matrix of the base code is:

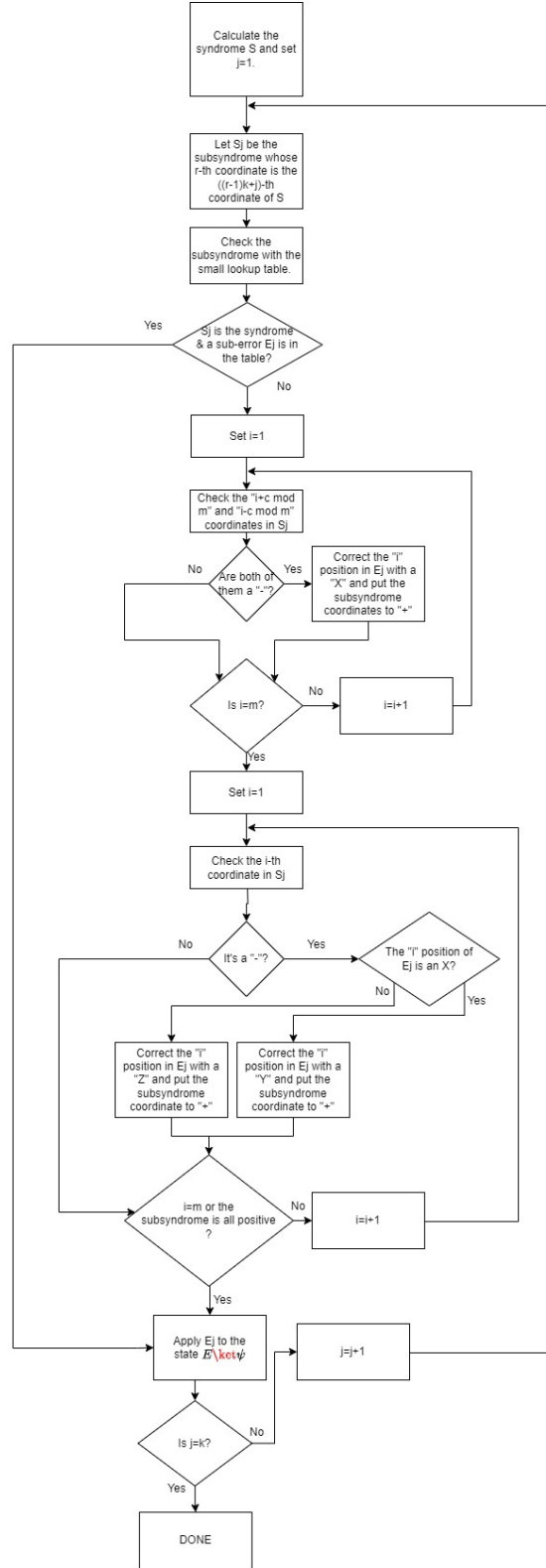


Fig. 1: The linear time decoding algorithm as a flow chart.

$$G_{[[9,1]]} = \left(\begin{array}{cccccccc|cccccccc} 1 & 0 & 0 & 0 & 0 & 0 & 0 & 0 & 1 & 0 & 1 & 1 & 0 & 0 & 0 & 1 & 1 & 0 \\ 0 & 1 & 0 & 0 & 0 & 0 & 0 & 0 & 1 & 0 & 1 & 0 & 1 & 0 & 0 & 1 & 0 & 1 \\ 0 & 0 & 1 & 0 & 0 & 0 & 0 & 0 & 1 & 1 & 1 & 0 & 0 & 1 & 0 & 1 & 0 & 0 \\ 0 & 0 & 0 & 1 & 0 & 0 & 0 & 0 & 1 & 0 & 0 & 0 & 0 & 1 & 1 & 0 & 0 & 0 \\ 0 & 0 & 0 & 0 & 1 & 0 & 0 & 0 & 1 & 0 & 1 & 1 & 0 & 0 & 0 & 0 & 0 & 0 \\ 0 & 0 & 0 & 0 & 0 & 1 & 0 & 0 & 1 & 0 & 1 & 0 & 1 & 0 & 0 & 1 & 1 & 0 \\ 0 & 0 & 0 & 0 & 0 & 0 & 1 & 0 & 1 & 0 & 1 & 0 & 0 & 1 & 0 & 1 & 0 & 1 \\ 0 & 0 & 0 & 0 & 0 & 0 & 0 & 1 & 1 & 1 & 1 & 0 & 0 & 0 & 1 & 1 & 0 & 0 \end{array} \right) \quad (10)$$

The same matrix with stabilizers is the following matrix.

$$\left(\begin{array}{cccccccccc} X & Z & Z & I & I & I & Z & Z & X \\ I & Y & I & Z & I & I & Z & I & Y \\ Z & Z & X & I & Z & I & Z & I & X \\ I & I & I & X & I & Z & Z & I & X \\ I & Z & Z & I & X & I & I & I & X \\ I & Z & I & Z & I & X & Z & Z & X \\ I & Z & I & I & Z & I & Y & I & Y \\ Z & Z & I & I & I & Z & Z & X & X \end{array} \right) \quad (11)$$

Observe that by deleting every even column ($k = 2$) from the first matrix, one obtains the second matrix.

This allows us to partition the syndromes into sub-syndromes.

For example, suppose we receive this 18 qubit syndrome.

$$s = (+ + - - - + - + + - - - + + +)$$

We can partition this into $k = 2$ sub-syndromes:

$$s_1 = (+ - - - + - - +), \quad s_2 = (+ - + + + - + +)$$

Let us assume that we have encoded the information in the state $|\psi\rangle$ and that some Pauli error E has occurred and we have calculated the syndrome on the state $E|\psi\rangle$. Assuming the maximum burst length of errors in E has length $\ell = 4$ we will demonstrate how to correct E and recover $|\psi\rangle$.

Consider the first subsyndrome:

$$s_1 = (+ - - - + - - +)$$

We first check if we have the sub-syndrome in the lookup table, and the answer is no. Then starting from $p = 1$ we check the positions $p - 2 \bmod 9$ and $p + 2 \bmod 9$. We can see that the first position where both other positions are a $-$ is when $p = 4$, with position number 2 and 6 being $-$. So we will start building our error with an X in the 4th position:

$$\text{Error : IIIXIIIII}$$

We change the subsyndrome accordingly:

$$s_1 = (+ + - - + + - +)$$

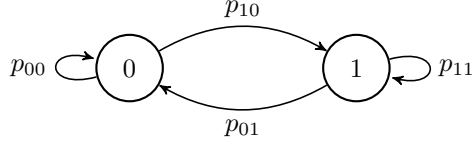
We continue and observe that the same occurs for position $p = 5$. Thus, we update the error accordingly.

$$\text{Error : IIIXXIIIII}$$

And change the subsyndrome accordingly:

$$s_1 = (+ + + - + + + +)$$

Fig. 2: Markovian correlated depolarizing quantum channel



We continue to check the positions $p - 2 \bmod 9$ and $p + 2 \bmod 9$ and conclude that there are no further values of p for which both other positions are a $-$.

We then seek to identify the Z errors. There is just the $p = 4$ as a $-$ and as in the error we already have a X in position 4, we change that into a Y . Hence, the error is

$$E_1 = \text{IIYXIII}.$$

We repeat the same part of the algorithm with the second sub-syndrome

$$s_2 = (+ - + + - + +)$$

and obtain

$$E_2 = \text{IIXIIII}.$$

Interleaving the errors E_1 and E_2 we obtain the full error

$$E = \text{IIIIYXXIIIIIIII}.$$

VII. SIMULATIONS

We performed some simulations to compare our codes to standard codes and a code from [4]. We followed [4] and used a Markovian correlated depolarizing quantum channel represented in Figure 2. The 0 state represents a non error occurrence in the channel and the 1 state represents that an error occurred. For a length n word, p is probability the first qubit will have an error and the Markovian state will be 1 and $1 - p$ is the probability the first qubit won't have an error and the Markovian state will be 0. For the next $n - 1$ qubits left, just apply $n - 1$ steps in the Markovian channel where p_{00} is the probability of getting no error after the last qubit had no error, p_{11} is the probability of getting an error after the last qubit was an error and p_{10} and p_{01} are the probabilities of getting an error qubit after a no-error qubit and viceversa.

Suppose $p_{00} = (1 - \mu)(1 - p) + \mu$, $p_{11} = (1 - \mu)p + \mu$, $p_{01} = (1 - \mu)(1 - p)$ and $p_{10} = p(1 - \mu)$ where p is the probability of error and each error (X, Y, Z) has the same probability and μ is the correlation degree from 0 to 1.

We consider the code $[[35, 7]]$ with our construction, that can correct burst errors of length 7 and random errors of weight 3 and the same code constructed in [4] the can correct bursts of length 6 and 3 random errors.

In Figure 3 is clear that the EF is improved when using the QBER codes.

With Figure 4 and 5 we can see that when the correlation is 0, the code performs the same as a standard code, but when the correlation is 0.5, there is a constant distance between the entanglement fidelity curves.

VIII. CONCLUSION

In conclusion, in this article we have introduced a method to construct quantum CRC codes from classical CRC codes. We note that this method can also be used with any classical code to construct a quantum stabiliser code. The classical CRC codes which obtain the Reiger bound, will give quantum CRC codes which attain the quantum Reiger bound. Since there are classical CRC codes which obtain the Reiger bound for all length n and dimension k , we conclude that the quantum Reiger bound is always attainable.

We also presented a fast decoding algorithm for a family of quantum CRC codes with parameters $[[mk, k]]$, where $m \geq 5$.

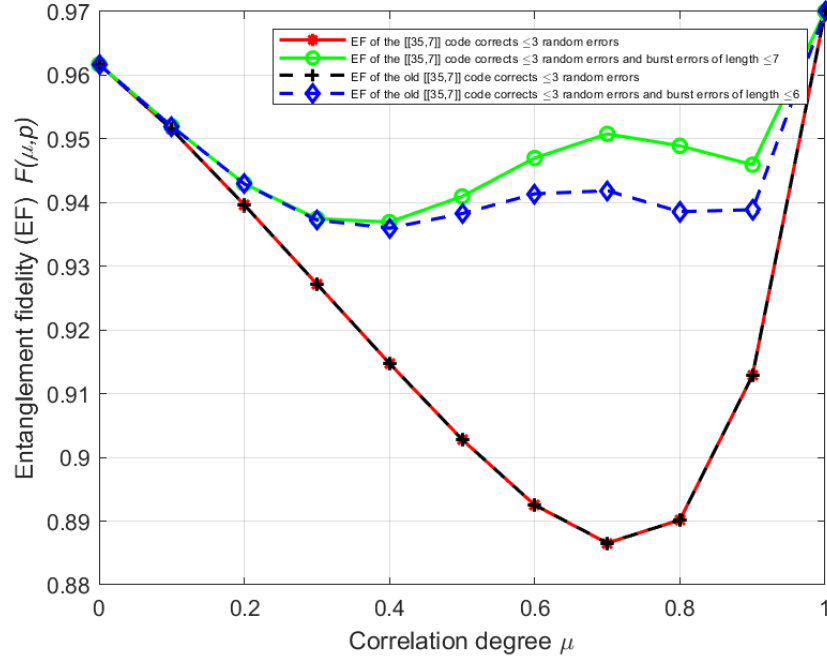


Fig. 3: Entanglement fidelity of the 2 codes with respect to the correlation degree $0 \leq \mu \leq 1$. The error probability is $p = 3 \times 10^{-2}$.

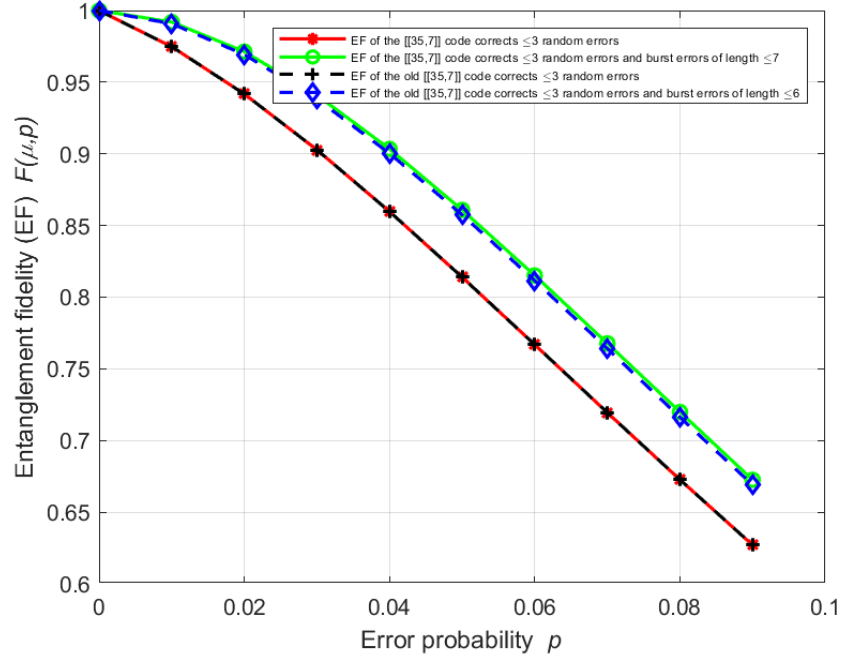


Fig. 4: Entanglement fidelity of the 2 codes with respect to the error probability $p = 10^{-3} \leq p \leq 10^{-1}$, where $\mu = 0.5$.

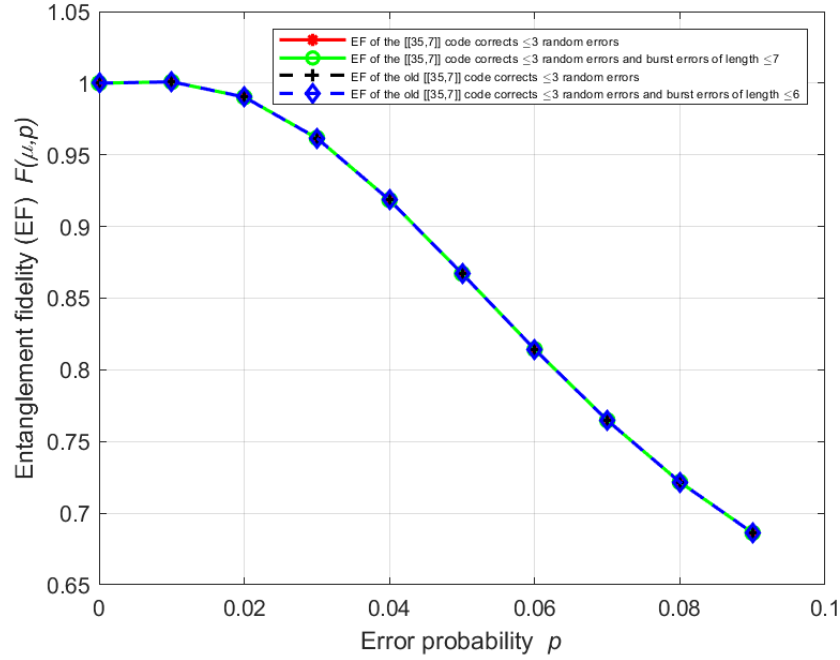


Fig. 5: Entanglement fidelity of the 2 codes with respect to the error probability $10^{-3} \leq p \leq 10^{-1}$ where $\mu = 0$.

REFERENCES

- [1] S. Ball, F. Huber and A. Centelles, Quantum error-correcting codes and their geometries, *Ann. Inst. Henri Poincaré Comb. Phys. Interact.*, to appear. arXiv:2007.05992.
- [2] T. A. Brun and D. E. Lidar, *Quantum Error Correction*, Cambridge University Press, 2013.
- [3] A. R. Calderbank, E. M. Rains, P. W. Shor, and N. Sloane, Quantum error correction via codes over $GF(4)$, *IEEE Trans. Inf. Theory*, **44** (1998) 1369–1387.
- [4] J. Fan, M. Hsieh, H. Chen, H. Chen and Y. Li, Construction and Performance of Quantum Burst Error Correction Codes for Correlated Errors, arxiv:1801.03961.
- [5] D. G. Glynn, T. A. Gulliver, J. G. Maks and M. K. Gupta, *The Geometry of Additive Quantum Codes*, unpublished manuscript. (available online at <https://www.academia.edu/17980449/>)
- [6] D. Gottesman, An Introduction to Quantum Error Correction and Fault-Tolerant Quantum Computation, in *Quantum Information Science and Its Contributions to Mathematics, Proceedings of Symposia in Applied Mathematics* **68**, pp. 13-58 (Amer. Math. Soc., Providence, Rhode Island, 2010). (available online at <https://arxiv.org/abs/0904.2557>).
- [7] D. Gottesman, *Stabilizer Codes and Quantum Error Correction*, PhD Thesis (1997) (available online at <https://arxiv.org/abs/quant-ph/9705052>).
- [8] M. Grassl, Bounds on the minimum distance of linear codes and quantum codes, (available online at <http://www.codetables.de>).
- [9] A. Ketkar, A. Klappenecker, S. Kumar and P. K. Sarvepalli, Nonbinary stabilizer codes over finite fields, *IEEE Trans. Inform. Theory*, **52** (2006) 4892–4914. (available online at <https://arxiv.org/abs/quant-ph/0508070>)
- [10] E. Knill and R. Laflamme. Theory of quantum error-correcting codes, *Phys. Rev. A*, **55** (1997) 900–911.
- [11] P. Koopman, *32-Bit Cyclic Redundancy Codes for Internet Applications, Proceedings International Conference on Dependable Systems and Networks, Washington, DC, USA* pp. 459-468, (2002).
- [12] M. Nielsen and I. Chuang, *Quantum Computation and Quantum Information*, Cambridge University Press, 2000.
- [13] W. W. Peterson D. T. Brown, Cyclic Codes for Error Detection, *Proceedings of the IRE*, **49** (1961) 228–235.
- [14] S. Reiger, Codes for the correction of 'clustered' errors, *IRE Transactions on Information Theory*, **6** (1960) 16–21.
- [15] P. W. Shor, Scheme for reducing decoherence in quantum memory, *Phys. Rev. Lett.*, **77** (1996) 793–797.
- [16] R. C. Singleton, Maximum distance q-nary codes, *IEEE Trans. Inf. Theory*, **10** (1964) 116–118.
- [17] C. D. Wilen, S. Abdullah, N. A. Kurinsky, C. Stanford, L. Cardani, G. D'Imperio, C. Tomei, L. Faoro, L. B. Ioffe, C. H. Liu, A. Opremcak, B. G. Christensen, J. L. DuBois and R. McDermott, Correlated charge noise and relaxation errors in superconducting qubits, *Nature*, **594**, 369–373.
- [18] S. Yu, Q. Chen and C. H. Oh, Graphical Quantum Error-Correcting Codes, (2007) arXiv:0709.1780.