

CLUSTERLLM: Large Language Models as a Guide for Text Clustering

Yuwei Zhang Zihan Wang Jingbo Shang*

University of California, San Diego
{yuz163, ziw224, jshang}@ucsd.edu

Abstract

We introduce CLUSTERLLM, a novel text clustering framework that leverages feedback from an instruction-tuned large language model, such as ChatGPT. Compared with traditional unsupervised methods that builds upon “small” embedders, CLUSTERLLM exhibits two intriguing advantages: (1) it enjoys the emergent capability of LLM even if its embeddings are inaccessible; and (2) it understands the user’s preference on clustering through textual instruction and/or a few annotated data. First, we prompt ChatGPT for insights on clustering perspective by constructing hard triplet questions *<does A better correspond to B than C>*, where *A*, *B* and *C* are similar data points that belong to different clusters according to small embedder. We empirically show that this strategy is both effective for fine-tuning small embedder and cost-efficient to query ChatGPT. Second, we prompt ChatGPT for helps on clustering granularity by carefully designed pairwise questions *<do A and B belong to the same category>*, and tune the granularity from cluster hierarchies that is the most consistent with the ChatGPT answers. Extensive experiments on 14 datasets show that CLUSTERLLM consistently improves clustering quality, at an average cost of $\sim \$0.6^1$ per dataset.

1 Introduction

Text clustering has been studied for years and it has recently gained new significance in identifying public perception from social media (Park et al., 2022), analysing cause of accidents (Xu et al., 2022) or detecting emerging research topics (Martínez et al., 2022). A common practice in text clustering is to apply clustering algorithms (MacQueen, 1967; Zhang et al., 2021a) on top of pre-trained embedders (Muennighoff et al., 2022; Wang et al., 2022; Su et al., 2022) which could achieve higher performance with better pre-training quality. However,

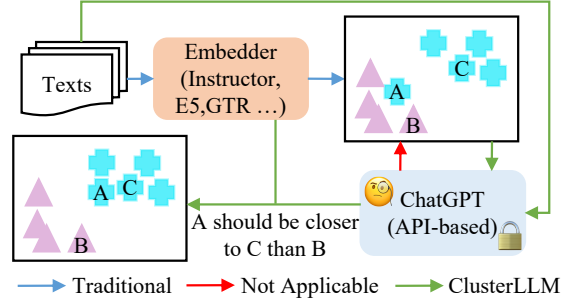


Figure 1: Traditional text clustering often employs clustering algorithms on top of the pre-trained embedders which could produce sub-optimal clustering. LLMs like ChatGPT are not applicable for text clustering directly because of the inaccessible embeddings. CLUSTERLLM resolves the dilemma by leveraging LLM as a guide on text clustering.

recent instruction-tuned LLMs such as ChatGPT, that demonstrated extraordinary language capabilities for various natural language applications by following textual instructions, can only be utilized through the APIs without accessible embedding vectors for clustering. Hence, LLMs can not be directly applied on text clustering tasks.

In this paper, we wish to provide insights on the following question:







- *Can we leverage API-based LLMs to guide text clustering efficiently?*

To approach such a challenge, we first draw inspiration from an observation that *humans represent an instance through comparing with others* (Nosofsky, 2011). For instance, people often classify a new piece of music into a specific genre by relating to familiar ones. In fact, pairwise relationships have been utilized in spectral clustering (Donath and Hoffman, 1972; Cheeger, 1970) before. Nonetheless, naively traversing all the pairs within dataset is obviously intractable for querying ChatGPT.

In this paper, we propose CLUSTERLLM, a generic framework that utilizes LLM to guide a small embedder for finding text clusters with a low

* Corresponding author.

¹The cost is calculated with gpt-3.5-turbo.

cost (see Figure 1 for an overview). To improve clustering quality, we propose to prompt LLMs with a triplet task that predicts which one of the two candidates is closer to the anchor instance. The reason we choose triplet task over others is that, it only needs to predict the ranking between two choices, and thus is easier for LLMs when the prior knowledge of granularity is unknown. For example, when asking “Is  the same kind of shape as ?”, it is hard to answer because the scope of category is unknown. However, when asking “Which shape looks more like  ?  or ?”, it is much easier to pick up . We query LLMs with a collection of such triplet tasks along with a task-specific instruction. These instructions are used to indicate a desired perspective of clustering, such as topic, intent, emotion or even relation extraction, that is usually indicated by the user. The predicted triplets thereafter are used to fine-tune small embedders with the objective function following (Su et al., 2022). We expect that after fine-tuning, the embedding space is refined by the triplets and will produce cluster assignments according to user’s perspective.

In order to reduce the amount of API queries, we further propose a method to sample the most informative triplets from the dataset according to the current clustering structure. Our intuition is that hard triplets can better benefit from the high-level language ability of LLMs. Specifically, we first calculate entropy for each instance based on cluster assignment probabilities, and then identify those with highest entropy. Two candidate choices are then sampled from its nearest clusters to guarantee that they are close enough to the anchor. Furthermore, when a few annotated data pairs are available, we propose a way to determine the number of clusters by deducing whether a pair of data belong to the same category with in-context demonstrations. The candidate pairs are sampled from intermediate steps of hierarchical clustering that are crucial in determining whether to split/merge clusters. Finally, the decision is made by finding the best corresponded granularity in the hierarchy with the predicted pairs from LLMs.

We extensively evaluate CLUSTERLLM on 14 datasets that includes intent discovery, topic mining, information extraction, domain discovery and emotion detection. Furthermore, these datasets span a wide range of granularities that have 10 to 150 number of clusters. We show that CLUSTER-

LLM is effective on improving clustering quality, where the clustering performance is improved on 11 of 14 datasets over a deep clustering baseline. Moreover, the ablation study shows that CLUSTERLLM also outperforms a self-supervise baseline and our sampling strategy is effective compared to a random sampling baseline. Finally, CLUSTERLLM also outperforms the best baseline that rely on clustering errors on determining cluster granularity.

In summary, our contributions are three-fold: (i) We study leveraging API-based LLMs on text clustering tasks. We propose a framework CLUSTERLLM that utilizes accurately predicted sentence relations from LLMs to guide small embedders for clustering. Furthermore, CLUSTERLLM allows users to provide textual instructions and/or few-shot annotations to specify preferences on clustering. (ii) In order to reduce cost on API-queries, we propose a novel entropy-based sampling strategy to find those most informative triplets from the studied dataset. Extensive experiments show that our proposed method can improve clustering performance at $\sim \$0.2$ for perspective and $\sim \$0.4$ for granularity with GPT-3.5. (iii) Additionally, we propose to determine cluster granularity with LLMs prompted by pairwise data sampled from hierarchical clustering.

2 Methodology

Problem Statement. Text clustering takes an unlabeled corpus $\mathcal{D} = \{x_i\}_{i=1}^N$ as input, and outputs a clustering assignment $\mathcal{Y} = \{y_i\}_{i=1}^N$ that maps the input text to cluster indices. To specify user’s needs, CLUSTERLLM integrates additional textual instruction to understand perspective and few-shot annotations to determine cluster granularity.

Overview of Our Approach. CLUSTERLLM is based on a pre-trained small embedder (Wang et al., 2022; Su et al., 2022) (denoted as f) which usually represents sentences individually. In contrast, inspired by human cognitive ability, CLUSTERLLM considers a pair or a triplet of sentences through prompting LLMs. Specifically, CLUSTERLLM is a two-stage framework. In Section 2.1 we first introduce triplet task to improve clustering quality with respect to user-specified perspectives, along with a sampling strategy that reduces the number of API queries. In Section 2.2, we introduce pairwise task that determines the cluster granularity based on pairs sampled with hierarchical clustering and

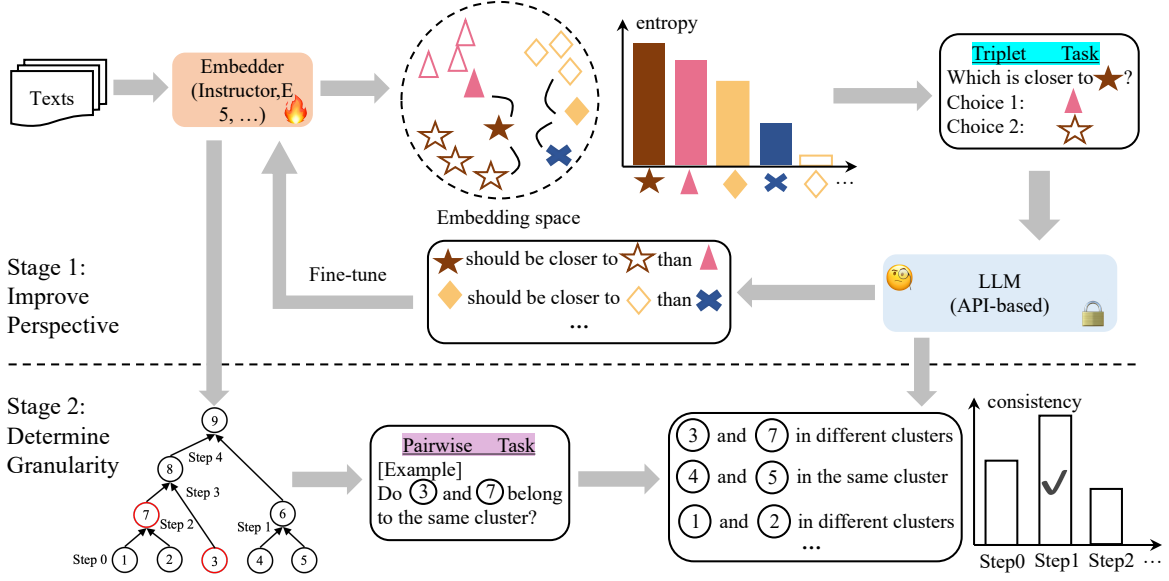


Figure 2: Our proposed framework CLUSTERLLM has two stages. In the first stage, we start with clustering on top of a small embedder. Entropy-based sampling is applied to identify the most informative triplets to query LLMs. The predicted triplets thereafter are used for fine-tuning small embedders that produce better clustering. In the second stage, we sample pairwise data from hierarchical clustering and then query LLMs. A consistency measure is then utilized to determine the best granularity from cluster hierarchy.

predicted by LLMs. See Figure 2 for an overall framework.

2.1 Triplet Task for Perspective

In this section, we explore how to harness triplet task to refine the cluster structures for a user-specified perspective. A triplet task takes as input a tuple of three sentences $t = (a, c_1, c_2)$. The LLM is then prompted to select one of the choices from (c_1, c_2) that better corresponds with the anchor a with a prompt \mathcal{P}_T . Moreover, in order to specify the user’s perspective, \mathcal{P}_T also requires a task instruction \mathcal{I}_T as input argument (refer to Table 12 for complete prompts we used in the experiments). Thus the LLM prediction process is,

$$c_j = \mathcal{P}_T(\mathcal{I}_T, t), \quad (1)$$

where $c_j \in \{c_1, c_2\}$ indicates one of the choices that is selected by the LLM as positive and we denote the other (or negative) one as $c_{\setminus j}$.

2.1.1 Entropy-based Triplet Sampling

In this section, we resolve the question of how to mine the most informative triplets to both save the costs from querying LLMs and optimally improve the clustering. The intuitions of our algorithm is that (1) the candidate choices should be close to the anchor (in other words, it should be either a positive or a hard negative) and (2) the sampled triplets

should be challenging enough so that potentially LLMs can provide more information to the embedder f . To achieve this, we resort to the current clustering results from the extracted embeddings $\mathcal{Z} = \{z_i = f(x_i)\}_{i=1}^N$.

Specifically, since the granularity is unknown at current stage, a clustering algorithm with fixed hyperparameters (such as number of clusters in K-means (MacQueen, 1967) or maximum distance to merge clusters in hierarchical clustering) is performed on top of \mathcal{Z} . These hyperparameters are consistent across datasets and are only specific to the embedder model f . A cluster center μ_k will thereafter be calculated for cluster k by averaging embeddings assigned to it. Following (Xie et al., 2016; Van der Maaten and Hinton, 2008), the soft assignments for each instance are calculated with Student’s t -distribution,

$$p_{ik} = \frac{(1 + \|z_i - \mu_k\|^2/\alpha)^{-\frac{\alpha+1}{2}}}{\sum_{k'} (1 + \|z_i - \mu_{k'}\|^2/\alpha)^{-\frac{\alpha+1}{2}}} \quad (2)$$

where $\alpha = 1$ is the degree of freedom. After that the instance-wise entropy is calculated,

$$H_i = - \sum_k p_{ik} \log(p_{ik}) \quad (3)$$

To identify the most challenging triplets, we sort the entropies in descending order and only keep

a fraction γ of the top instances as anchors since they are the most ambiguous ones. And then for each anchor, we first select 2% of the total number of clusters as nearest clusters (with a minimum number of two which include its own cluster). And then two clusters are randomly chosen from these nearest clusters, where an instance will be sampled from each of them to form the two candidate choices. We keep sampling new triplets until a maximum number is reached.

Remarks. (1) Notice that, since the maximum number here is fixed by the user and it is not depended on the dataset size, our sampling is cost-efficient. For example, in our experiments, using 1,024 queries can improve performance on both dataset scales of $\sim 3,000$ and $\sim 50,000$. (2) From the view of ground truth, the sampled triplets might contain “both are correct” or “none of the above”. However, we argue that even these triplets might still provide soft aligning information. For instance, when both are incorrect, one still be closer than the other. (3) Our sampling method may also be utilized in active learning to acquire human annotations when no prior knowledge is available on the categories.

2.1.2 Finetuning Embedder

Now that we have an accurate estimation of the triplet relationships, it is still not clear how to utilize them in clustering. Previous research on deep constrained clustering (Zhang et al., 2020; Manduchi et al., 2021) are often sensitive to noisy labels (Basu et al., 2008) which is unfortunately the case in our scenario. In this paper, we instead focus on finetuning the base embedder f towards producing an embedding space that better explains the user’s perspective.

In order to avoid the embedder being biased towards hard examples after fine-tuning, we need to exploit both hard and in-batch negatives. Specifically, following (Su et al., 2022; Ni et al., 2022b), for a triplet $t = (a, c_j, c_{\setminus j})$, we optimize the following training objective,

$$l_j = \frac{\exp(s(a, c_j)/\tau)}{\sum_{c_l \in \mathcal{B}} \exp(s(a, c_l)/\tau)} \quad (4)$$

where \mathcal{B} combines positive c_j , hard negative $c_{\setminus j}$ and other in-batch negatives. τ is a temperature parameter. Following the original implementation, we also compute the loss with a and c_j swapped. Finally fine-tuned embedders can be applied to find even more informative triplets with the algorithm in

Section 2.1.1 which will further boost the clustering performance in an iterative manner.

2.2 Pairwise Task for Granularity

In this section, we build on top of the refined embedding space in Section 2.1 and determine cluster granularity. Determining granularity can be converted into a problem of finding the best hyper-parameters for clustering algorithms (such as number of clusters or maximum distance). It is non-trivial, since different clustering granularities can be applied to the same dataset (such as coarse-grained domains or fine-grained topics). To tackle such a challenge, we query LLM with pairwise task that predicts whether a pair of instances $p = (x_i, x_j)$ belong to the same cluster or not with a prompt \mathcal{P}_P ,

$$w = \mathcal{P}_P(\mathcal{I}_P, \{\tilde{p}_d\}_{d=1}^D, p) \quad (5)$$

where $w \in \{\text{same}, \text{different}\}$ is the binary decision, \mathcal{I}_P is the task instruction and $\{\tilde{p}_d\}_{d=1}^D$ are few-shot demonstration pairs used for in-context learning. We assume these demonstration pairs are annotated by users who have a desired cluster granularity in mind, and the cluster granularity can be effectively inferred from them.

2.2.1 Determine Granularity with Pairwise Hierarchical Sampling

To find candidate pairs to be predicted by LLMs, we first use hierarchical clustering to generate clustering hierarchy with fine-tuned embeddings. A clustering hierarchy starts from instance level clusters to a single cluster (see Figure 2 left), and at each intermediate step, the closest pair of clusters are merged into a new cluster. Therefore, each step correspond to a number of cluster. Notice that, here we assume a maximum and a minimum of number of clusters (denoted as k_{max} and k_{min}) similar to Pelleg et al. (2000) which are depended on the user’s expectation on the granularity. We then randomly sample λ pairs of data from the two clusters to be merged at each step to form candidate pairs $\{p_i\}_{i=1}^{N_p}$. Here $N_p = \lambda(k_{max} - k_{min})$. After querying, each level of granularity can be examined against LLM predictions to choose the one with the highest consistency measure \mathcal{M} ,

$$k^* = \underset{k}{\operatorname{argmax}} \mathcal{M}(W^p, W^k) \quad (6)$$

where $W^p = \{w_i^p\}_{i=1}^{N_p}$ denotes the predictions obtained from Eq. 5. And W^k represents whether a

candidate pair are in the same cluster at granularity (or step in Figure 2) k . Empirically, we found that using F-beta score, a weighted harmonic mean of precision and recall, as measurement \mathcal{M} performs better in our framework.

Scaling up to Larger Datasets. A major drawback of applying hierarchical clustering is its $\mathcal{O}(N^3)$ time complexity which makes the algorithm hard to be deployed on larger datasets. However, in our scenario, since we are only interested in a specific range of the hierarchy, the hierarchical clustering can start from an intermediate step. Specifically, a (mini-batch) K-means clustering is run on the large-scale dataset with the number of clusters set to the maximum number the users desire. And then the hierarchical clustering takes the current clustering assignments as inputs and return the hierarchy for the interested levels of granularity.

Remarks. Similar to Section 2.1.1, pairwise hierarchical sampling can also be used to acquire human annotations. Nonetheless, the reliability of the algorithm is still depended on the quality of clusters. In an extreme case where the clusters are completely random, it is unable to find granularity even though all the pairwise predictions are correct.

3 Experimental Results

In this section, we first evaluate CLUSTERLLM on various clustering tasks and then provide results on clustering quality with the ground truth number of clusters in Section 3.4. Ablation studies are conducted in Section 3.6 and Section 3.7 to further analyze the effectiveness of CLUSTERLLM. Finally, we show the results of determining cluster granularity in Section 3.8.

3.1 Datasets

We provide a high-level summary of evaluated datasets in the section. In this paper, we evaluate CLUSTERLLM extensively on a broad range of clustering tasks and datasets, which include various perspectives and granularities. Furthermore, to better analyze the effect of scale, each dataset has a small-scale and large-scale version (we keep number of clusters the same for both versions and restrict the maximum number to be 50,000). A summary of dataset statistics is shown in Table 1. Refer to Appendix D for more descriptions.

Intent Discovery & Domain Discovery. Intent discovery aims at discovering unknown intents in the unlabeled customer utterances. We evaluate

Task	Name	#clusters	#data(small)	#data(large)
Intent	Bank77	77	3,080	10,003
	CLINC(I)	150	4,500	15,000
	MTOP(I)	102	4,386	15,638
	Massive(I)	59	2,974	11,510
IE	FewRel	64	4,480	40,320
	FewNerd	58	3,789	50,000
	FewEvent	34	4,742	18,969
Topic	StackEx	121	4,156	50,000
	ArxivS2S	93	3,674	50,000
	Reddit	50	3,217	50,000
Emotion	GoEmo	27	5,940	23,485
Domain	CLINC(D)	10	4,500	15,000
	MTOP(D)	11	4,386	15,667
	Massive(D)	18	2,974	11,514

Table 1: Dataset statistics.

on popular datasets including Bank77 (Casanueva et al., 2020), CLINC(I) (Larson et al., 2019), Massive(I) (FitzGerald et al., 2022) and MTOP(I) (Li et al., 2021). For the last three datasets, we also use the domains as labels to convert the problem into domain discovery.

Information Extraction (IE). IE addresses the problem of mining structural information from unstructured or semi-structured texts (Chen et al., 2022). When the labels become fine-grained (Choi et al., 2018), it is especially important to discover new labels and expand the supported types of information. In this work, we only focus on three aspects of IE, including relation, entity and event typing. We adapt FewRel (Gao et al., 2019), FewNerd (Ding et al., 2021) and FewEvent (Deng et al., 2020) for each of the task. To indicate the specific mentions (entities or event triggers) of interest, we append them behind the sentences with a natural language format, such as “The relation between olympia and league of ireland”.

Topic Mining. We adapt StackEx, Reddit (Geigle et al., 2021) and ArxivS2S from MTEB (Muenighoff et al., 2022).

Emotion. We adapt GoEmo (Demszky et al., 2020), a fine-grained emotion detection dataset by removing multi-label or neutral instances.

3.2 Experimental Details

Query LLMs. The prompts for querying LLMs only contain a task-specific instruction (see Appendix). For all experiments, we use a temperature of 0.5 with gpt-3.5-turbo or gpt-4. We suppress the LLMs to generate long sequences by adding a postfix in the prompts, such as “Please respond with ‘Choice 1’ or ‘Choice 2’ without explanation”. We use the Python API tool provided by OpenAI.

Triplet Sampling. For all the experiments including small- or large-scale, we set a maximum number of triplets 1,024, making CLUSTERLLM efficient. We keep a fraction of $\gamma = 20\%$ largest-entropy instances as anchors and shuffle the order for large-scale experiments. To find clusters, we choose agglomerative clustering with fixed max distance (to merge clusters) 67 for small-scale experiments on Instructor, and 77 on E5 (the embeddings are preprocessed by standard scaler). For large-scale datasets, we choose mini-batch K-means with fixed number of clusters 100 because of its light weight computation. Clustering algorithms are implemented by scikit-learn (Pedregosa et al., 2011).

Fine-tune Embedders. In this work, we focus on two state-of-the-art pre-trained embedders: Instructor (Su et al., 2022) and E5 (Wang et al., 2022). We refer to Appendix C for more details.

Evaluation. We run (mini-batch) K-means for 5 different seeds on embeddings with ground truth K to analyze clustering quality. We report clustering accuracy after Hungarian alignment for better interpretability.

3.3 Baselines

Generalized Category Discovery (GCD). GCD (Vaze et al., 2022) (or open-world semi-supervised learning (Cao et al., 2022)) studies the problem of leveraging partial known classes as a prior to discover new categories from an unlabeled dataset that contains both known or novel classes. One of our contributions is to show that **directly applying K-means on recent pre-trained text embedders is even better than these algorithms that have access to few-shot labels**. We first adapt one computer vision algorithm: Contrast (Vaze et al., 2022) to natural language. And then we show the results with CLNN (Zhang et al., 2022), DAC (Zhang et al., 2021b) and DPN (An et al., 2022) from intent discovery. All methods here employ bert-base-uncased (Devlin et al., 2019) from Huggingface (Wolf et al., 2020) and are given random 16-way-8-shot labels except for domain discovery. For more training and evaluation details, refer to Appendix A.

Pre-trained Text Embedders (E5 and Instructor). We directly apply (mini-batch) K-means on top of extracted embeddings from Instructor and E5 in a zero-shot manner. For Instructor, we use the same or similar prompts as provided by the original paper.

SCCL-I. We also combine Instructor with SCCL (Zhang et al., 2021a), which is a deep clustering algorithm for short text. Refer to Appendix C for more details.

3.4 Main Results on Clustering Quality

In Table 2 and Table 6, we compare CLUSTERLLM with baselines on clustering quality with known granularity. We only conduct main experiments on small-scale datasets to reduce the computational costs. We show three variants of our method: CLUSTERLLM-E and CLUSTERLLM-I adopt E5 and Instructor as their embedders respectively. CLUSTERLLM-I-iter applies the entire framework in iterative manner for twice. All of these variants use GPT-3.5 for prediction. We have the following observations: (1) Both E5 and Instructor significantly outperform GCD methods with few-shot annotations. This implies pre-training quality is especially important to discovering new categories. (2) Both CLUSTERLLM-E and CLUSTERLLM-I improves upon or perform similar with their original embedders consistently. For example, CLUSTERLLM-I increases the performance by 6.28% on Bank77 and 6.71% on FewRel. However, we do observe that on Massive(D) and CLINC(D), there are no improvements. (3) With the same embedder, CLUSTERLLM-I outperforms SCCL-I by 2.36% on average. However, on GoEmo, Massive(D) and CLINC(D), SCCL-I is more effective than CLUSTERLLM-I. (4) CLUSTERLLM-I-iter further improves upon CLUSTERLLM-I for most datasets. For instance, on FewNerd, the performance is improved by 3.28% over CLUSTERLLM-I.

3.5 Analysis on Prediction Accuracy

We attribute the improvements on clustering performance to the improved accuracy on predicting triplet tasks. In Table 3, we show the accuracy on predicted triplets that have ground truth (exactly one positive and one negative choices based on ground truth). For Instructor, we select those choices that have closer euclidean distances with the anchor in the embedding space. We also show both random triplet sampling (uniformly sample three random instances from the dataset, where the two choices are different from anchor) and entropy-based sampling on top and bottom parts respectively. First of all, with entropy-based sampling, GPT-3.5 consistently improves upon Instructor. However, with random sampling, the accu-

lab.	Method	Intent Discovery		Information Extraction			Topic Mining		Emotion	Avg	All
		Bank77	CLINC(I)	FewRel	FewNerD	FewEvent	StackEx	ArxivS2S	GoEmo		
✓	Contrast (Vaze et al., 2022)†	31.56 _(2.80)	34.68 _(2.10)	39.10 _(1.32)	30.42 _(0.80)	47.61 _(2.48)	16.79 _(1.10)	14.99 _(0.32)	16.34 _(1.25)	28.94	-
	DAC (Zhang et al., 2021b)	37.31 _(4.72)	61.84 _(1.39)	43.24 _(3.11)	40.84 _(3.75)	33.22 _(3.56)	19.53 _(1.51)	16.33 _(0.65)	18.88 _(1.81)	33.90	-
	DPN (An et al., 2022)	31.02 _(4.59)	45.56 _(9.57)	33.86 _(6.71)	38.13 _(5.79)	43.43 _(3.02)	13.31 _(1.58)	12.66 _(1.64)	14.86 _(1.90)	29.10	-
	CLNN (Zhang et al., 2022)	47.84 _(3.84)	75.64 _(8.89)	48.39 _(3.95)	40.59 _(3.75)	28.05 _(1.93)	28.36 _(2.03)	18.66 _(1.70)	20.01 _(1.35)	38.44	-
✗	E5 (Wang et al., 2022)	59.60 _(0.91)	75.83 _(0.79)	39.62 _(1.22)	25.49 _(1.22)	37.30 _(1.97)	37.31 _(0.95)	30.85 _(0.37)	22.13 _(1.04)	41.02	47.70
	CLUSTERLLM-E	69.06 _(1.99)	79.51 _(1.10)	47.53 _(1.00)	28.52 _(0.63)	42.17 _(1.24)	43.01 _(1.58)	34.93 _(0.36)	22.69 _(0.41)	45.93	50.92
	Instructor (Su et al., 2022)	64.49 _(1.52)	79.29 _(1.03)	41.23 _(0.60)	30.02 _(1.24)	41.99 _(2.04)	44.81 _(0.94)	24.31 _(0.77)	25.19 _(0.98)	43.92	49.90
	SCCL-I (Zhang et al., 2021a)	65.48 _(1.36)	80.85 _(0.74)	41.15 _(1.51)	31.09 _(0.87)	39.97 _(0.52)	45.11 _(0.93)	25.63 _(0.53)	34.33 _(0.86)	45.45	50.73
	CLUSTERLLM-I	70.77 _(0.49)	82.77 _(1.20)	47.94 _(1.37)	34.75 _(1.58)	46.17 _(2.07)	47.21 _(1.07)	26.61 _(0.48)	27.49 _(1.25)	47.96	53.09
	CLUSTERLLM-I-iter	71.20 _(1.59)	83.80 _(0.41)	51.22 _(1.43)	40.60 _(0.77)	50.60 _(0.79)	47.75 _(1.24)	26.34 _(0.38)	26.75 _(1.76)	49.78	53.99

Table 2: Comparison of clustering accuracy with known granularity for evaluation. The top part of the table shows GCD results with 16-way 8-shot labels based on BERT and the bottom part shows the unsupervised clustering results based on two most recently released pre-trained embedders. † denotes methods adapted from computer vision. The average over all 14 datasets are shown in the last column. We show results on more datasets in Table 6.

Type	Model	Bank77	CLINC(I)	FewRel	FewNerD	FewEvent	StackEx	ArxivS2S	GoEmo
Random	#GT Triplets	23	6	41	156	105	14	22	117
	Instructor	100	100	80.49	71.15	98.10	85.71	95.45	68.38
	GPT3.5	100	100	85.37	82.05	94.29	71.43	81.82	68.38
	Δ	(+0)	(+0)	(+4.88)	(+10.90)	(-3.81)	(-14.28)	(-13.63)	(+0)
Entropy-based	#GT Triplets	510	462	266	347	259	271	145	206
	Instructor	64.12	76.19	62.41	59.65	70.66	68.27	59.31	64.08
	GPT3.5 †	76.67	79.44	76.69	68.88	83.78	71.22	73.79	64.56
	Δ	(+12.55)	(+3.25)	(+14.28)	(+9.23)	(+13.12)	(+2.95)	(+14.48)	(+0.48)
	GPT4	79.41	80.74	87.22	82.13	85.71	79.70	77.93	61.65
	Δ	(+15.29)	(+4.55)	(+24.81)	(+22.48)	(+15.05)	(+11.43)	(+18.62)	(-2.43)

Table 3: Analysis on the triplet accuracy († is used to produce the results of CLUSTERLLM-I in Table 2). Red and green mean decreased or increased performances respectively. “#GT Triplets” means triplets that have ground truth (see Section 3.4 for details). We show results on more datasets in Table 10.

racy gap is much smaller. Second, random triplet sampling retrieves significantly fewer ground truth triplets, especially on fine-grained datasets such as Bank77. Finally, with GPT-4, the accuracy is further improved on most datasets except for GoEmo.

3.6 Ablation Study on Clustering Quality

In this section, we show ablation studies on CLUSTERLLM based on Instructor in Table 4 and Table 7. Specifically, we first use the predictions from Instructor embedding space (see Section 3.5) to fine-tune embedder (denoted as **self-supervise**). We then use the randomly sampled triplets (see Section 3.5) to fine-tune embedder (referred as **CLUSTERLLM-random**). We also show the results fine-tuned with predictions from GPT-4. Finally, to show a performance upper-bound, we fine-tune embedder with ground truth triplets for those that are available and the others are kept with GPT-3.5 predictions (denoted as **CLUSTERLLM-GT&GPT3.5**). We can observe that self-supervise also increases the performance upon Instructor but is lower than CLUSTERLLM overall. CLUSTER-

LLM-random significantly decreases from original clustering performance which demonstrates the cruciality of our sampling strategy. We also observe that in spite of the high accuracy of GPT-4 for triplet prediction, the clustering performance after fine-tuning might not be higher. Finally, when provided with human labels, CLUSTERLLM can achieve the highest performance that demonstrates the possibility for further improving clustering quality with more accurate predictions. In addition, we also show the results of large-scale datasets in Table 8 and Table 9 where we can observe similar performance trends.

3.7 Ablation Study on Sampling Strategy

In this section, we show the ablation study on the fraction of entropy we sample from. In Figure 3, we can observe that overall, clustering accuracy decreases when increasing mean of interval (or equally decreasing entropies). This implies when sampling large entropy instances, the clustering performance generally increases. We attribute this to two reasons: (1) LLMs are much better than

Method	Intent Discovery		Information Extraction			Topic Mining		Emotion	Avg	All
	Bank77	CLINC(I)	FewRel	FewNerd	FewEvent	StackEx	ArxivS2S	GoEmo		
Instructor	64.49 _(1.52)	79.29 _(1.03)	41.23 _(0.60)	30.02 _(1.24)	41.99 _(2.04)	44.81 _(0.94)	24.31 _(0.77)	25.19 _(0.98)	43.92	49.90
+self-supervise	68.18 _(.73)	80.82 _(0.75)	41.72 _(0.47)	31.39 _(0.74)	43.94 _(1.15)	46.15 _(1.17)	25.65 _(0.37)	24.11 _(2.02)	45.25	51.39
+CLUSTERLLM-random	59.88 _(2.56)	74.40 _(0.91)	40.65 _(0.89)	27.15 _(0.53)	44.23 _(1.72)	40.81 _(0.94)	22.03 _(0.28)	28.62 _(1.95)	42.22	48.27
+CLUSTERLLM-GPT3.5	70.77 _(0.49)	82.77 _(1.20)	47.94 _(1.37)	34.75 _(1.58)	46.17 _(2.07)	47.21 _(1.07)	26.61 _(0.48)	27.49 _(1.25)	47.96	53.09
+CLUSTERLLM-GPT4	69.71 _(1.13)	81.91 _(1.20)	48.96 _(1.14)	37.54 _(0.54)	47.98 _(1.45)	46.82 _(0.78)	26.16 _(0.22)	27.41 _(1.13)	48.31	53.22
+CLUSTERLLM-GT&GPT3.5	71.35 _(1.97)	84.00 _(1.04)	48.91 _(1.20)	37.27 _(0.61)	48.12 _(1.52)	47.55 _(1.17)	26.14 _(0.57)	30.91 _(1.16)	49.28	53.96

Table 4: Ablation study on clustering quality with Instructor as backbone and known granularity for evaluation. See results on more datasets in Table 7. See more results with large-scale datasets in Table 8 and Table 9.

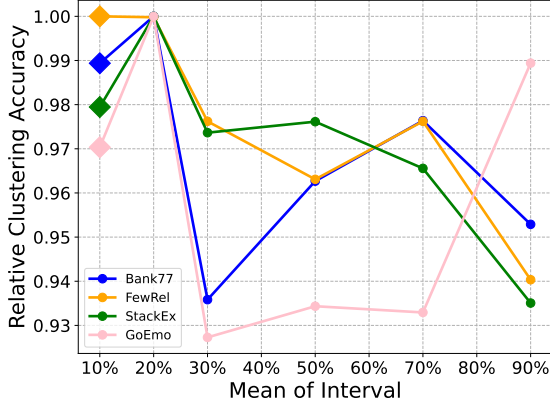


Figure 3: Relative clustering accuracy (divided by maximum for better aligning across datasets) of CLUSTERLLM-GPT3.5 with different range of entropy we select, where the x-axis shows the mean of interval and the interval length is set to 20%. For example, “mean of interval= 50%” means that we only keep the data from 40% to 60% where $\gamma\%$ means the instances with the largest $\gamma\%$ entropy. Markers with ◆ denote the setting we used in the main experiments.

small embedders on harder instances. (2) high-entropy instances are generally more informative. However, we do see the performance first increases when moving from 10% to 20%. We hypothesize the highest entropy instances in the dataset might also be the most confusing data or even outliers.

3.8 Determining Cluster Granularity

In this section, we show the results for determining cluster granularity. We evaluate on a subset of 8 datasets with large- & small- scales which include various cluster granularities. We compare with different methods that rely on clustering errors and refer to more details in Appendix B. For all the methods, we use the same embeddings fine-tuned from CLUSTERLLM-GPT3.5 with Instructor for one iteration. And for methods except for X-means, we use the same cluster hierarchy to calculate scores. The cluster hierarchy is either acquired from hier-

archical clustering for small-scale or our proposed two-step clustering algorithm in Section 2.2 for large-scale. For our method, we show results with GPT-3.5, GPT-4 predictions or the ground truth (GT) under $\lambda = \{1, 3\}$ (except for GPT-4 because of the high costs).

In Table 5 and Table 11, we show the results on small- and large-scale datasets respectively. We evaluate these methods by showing number of clusters determined and the relative errors with the ground truth number of clusters. We also show the rank of methods on the last column. Because of the high running latency, we do not show results for Silhouette and X-means on large-scale datasets. First, we can observe that our methods have more reasonable determined granularity. As a result, our methods can distinguish between intent and domain while baselines can not. For instance, on MTOP(I)/(D) in Table 5, the best baseline predicts number of clusters 82/85 while our method (GPT-3.5, $\lambda = 3$) predicts 92/18. Second, increasing λ generally helps on determining granularity. And finally, GPT-4 significantly improves the quality of determined granularity upon GPT-3.5.

4 Related Works

4.1 Clustering with Images or Texts

As a fundamental task in machine learning, clustering has been applied on diverse data types, including texts (Xu et al., 2015; Hadifar et al., 2019; Zhang et al., 2021a), images (Yaling Tao, 2021; Yang et al., 2016; Caron et al., 2018; Niu et al., 2020; Xie et al., 2016) and graphs (Huang et al., 2014; Chiang et al., 2019). Among them, several research have been proposed to utilize relational supervision (Yang et al., 2016; Niu et al., 2020; Van Gansbeke et al., 2020; Chang et al., 2017). However, all of them rely on pseudo-labeled pairs from self-supervisory which can be noisy.

Another line of works that closely related to

Method	Bank77	FewRel	Massive(I)	Massive(D)	MTOP(I)	MTOP(D)	CLINC(I)	CLINC(D)	Rank
GT #clusters	77	64	59	18	102	11	150	10	-
Silhouette (Rousseeuw, 1987)	118 (53.25)	10 (84.38)	38 (35.59)	41 (127.8)	11 (89.22)	11 (0)	172 (14.67)	163 (1530)	10
Elbow (Thorndike, 1953)	53 (31.17)	43 (32.81)	45 (23.73)	46 (155.6)	33 (67.65)	34 (209.1)	66 (56.00)	68 (580.0)	9
X-means (Pelleg et al., 2000)	69 (10.39)	30 (53.13)	32 (45.76)	34 (88.89)	28 (72.55)	27 (145.5)	130 (13.33)	135 (1250)	8
BIC (Goutte et al., 2001)	123 (59.74)	58 (9.38)	56 (5.08)	60 (233.3)	69 (32.35)	64 (481.8)	167 (11.33)	176 (1660)	7
ClusterSize (Zhang et al., 2021b)	86 (11.69)	71 (10.94)	72 (22.03)	90 (400.0)	82 (19.61)	85 (672.7)	105 (30.00)	106 (960.0)	6
Ours (GPT3.5, $\lambda = 1$)	64 (16.88)	46 (28.13)	43 (27.12)	90 (400.0)	43 (57.84)	40 (263.6)	151 (0.67)	96 (860.0)	5
Ours (GPT3.5, $\lambda = 3$)	64 (16.88)	46 (28.13)	52 (11.86)	37 (105.6)	92 (9.80)	18 (63.63)	142 (5.33)	107 (970.0)	2
Ours (GPT4, $\lambda = 1$)	56 (27.27)	46 (28.13)	41 (30.51)	20 (11.11)	53 (48.04)	8 (27.27)	146 (2.67)	39 (290.0)	3
Ours (GT, $\lambda = 1$)	100 (29.87)	91 (42.19)	42 (28.81)	18 (0)	41 (59.80)	11 (0)	141 (6.00)	39 (290.0)	4
Ours (GT, $\lambda = 3$)	99 (28.57)	94 (46.88)	62 (5.08)	20 (11.11)	37 (63.73)	11 (0)	142 (5.33)	31 (210.0)	1

Table 5: Inferred granularity on small-scale datasets. We use the same fine-tuned Instructor with GPT3.5 and set maximum & minimum number of clusters to 200 and 2. The numbers are shown in the format of “[#clusters] (errors)”. The “Rank” column is computed with 1-level ranking (Colombo et al., 2022). “GT” denotes ground truth.

ours is constrained clustering. It usually incorporates must-link or cannot-link constraints (Basu et al., 2004; Wagstaff et al., 2001; Basu et al., 2008; Zhang et al., 2020; Manduchi et al., 2021) that indicate clustering assignments. Nonetheless, these constraints are sampled from labels as a prior knowledge which significantly limits the application of these algorithms in real-world scenarios.

In this work, we study how to utilize contemporary LLMs for inferring sentence relationships in order to guide clustering. A concurrent work (Wang et al., 2023) also utilizes LLMs for clustering by assigning instances to different explanations.

4.2 Generalized Category Discovery

Generalized Category Discovery (GCD) (Vaze et al., 2022; Lin et al., 2020; Zhang et al., 2021b, 2022; Mou et al., 2022; An et al., 2022) assume partial known classes with annotations which can also be used to infer user’s requirement on clustering. However, GCD relies on sufficient annotated & unlabeled data for training. In contrast, CLUSTERLLM seeks for minimal supervision and studies a setting with controlled computation- & data- cost.

4.3 Pre-trained Embedding Model

Generic pre-trained text embedding models (Reimers and Gurevych, 2019; Gao et al., 2021; Ni et al., 2022a,b) have been applied in many tasks such as text similarity, classification and information retrieval. Recently, two embedding models (Wang et al., 2022; Su et al., 2022) have been released that show superior performance on a popular benchmark (Muennighoff et al., 2022) including clustering. Specifically, E5 (Wang et al., 2022) is pre-trained on web-scraped data pairs

with contrastive objective and Instructor (Su et al., 2022) is pre-trained on 330 tasks with instructions. CLUSTERLLM improves upon these models with the feedbacks from LLMs.

4.4 LLMs as Annotators

Recent instruction-tuned LLMs, such as ChatGPT, have been shown to have the ability to reproduce or improve human-generated labels (Gilardi et al., 2023; He et al., 2023; Zhu et al., 2023). Furthermore, several works have been dedicated to fine-tune models with feedbacks from LLMs (Cheng et al., 2023; Bai et al., 2022). In this work, we focus on clustering tasks and study how to utilize predictions from LLMs on sentence relations to improve clustering quality and determine cluster granularity.

5 Conclusion

In this paper, we study how to leverage API-based LLMs to guide small embedders for text clustering in order to benefit from high-level language capability of LLMs and user’s instructions on clustering. We propose to prompt LLMs with two kinds of sentence relationship tasks: triplet task and pairwise task. Triplet task chooses the sentence that is most similar with query and is combined with the perspective instruction from users. The predicted triplets are used for improving clustering quality. Pairwise task judges whether a pair of sentences belong to the same category hinted by few-shot demonstrations, and then the predictions are used to determine cluster granularity with hierarchical clustering. Extensive experiments show that our proposed framework CLUSTERLLM can improve clustering quality and propose reasonable cluster granularity at a negligible cost.

Limitations

We list several limitations of our work that we hope to be improved in the future:

Reliance on pre-trained embedder. To find the most informative data, we have to rely on a pre-trained embedder that can indicate the largest clustering assignment entropy. We hope that self-supervise triplets and LLM-predicted triplets can be combined to solve such an issue.

Computational cost for fine-tuning. Our initial idea is to utilize constrained clustering which is a light-weight algorithm that only needs to be trained without small embedders. However, the inevitable unstable training will be heavily affected by the errors in LLM predictions. We make a compromise by introducing embedder into fine-tuning to temporarily solve the issue, but we hope to reduce the computational cost in a future work.

Sub-optimal performance on domain discovery. We notice that on domain discovery datasets such as Massive(D) and CLINC(D), the performance is usually sub-optimal compared with original Instructor embedding. Furthermore, when using ground truth (for those triplets that have it), the performance is still not noticeably improved. We hypothesize that even though it is not a problem for most datasets, the triplets that do not have ground truth can affect performance on these specific datasets.

Ethics Statement

Our work employs LLMs which are accessed through OpenAI APIs. For some applications, uploading privacy-sensitive data is risky and might require efforts to remove sensitive information.

References

- Wenbin An, Feng Tian, Qinghua Zheng, Wei Ding, QianYing Wang, and Ping Chen. 2022. Generalized category discovery with decoupled prototypical network. *arXiv preprint arXiv:2211.15115*.
- Yuntao Bai, Saurav Kadavath, Sandipan Kundu, Amanda Askell, Jackson Kernion, Andy Jones, Anna Chen, Anna Goldie, Azalia Mirhoseini, Cameron McKinnon, et al. 2022. Constitutional ai: Harmlessness from ai feedback. *arXiv preprint arXiv:2212.08073*.
- Sugato Basu, Arindam Banerjee, and Raymond J Mooney. 2004. Active semi-supervision for pairwise constrained clustering. In *Proceedings of the 2004 SIAM international conference on data mining*, pages 333–344. SIAM.
- Sugato Basu, Ian Davidson, and Kiri Wagstaff. 2008. *Constrained clustering: Advances in algorithms, theory, and applications*. CRC Press.
- Kaidi Cao, Maria Brbic, and Jure Leskovec. 2022. [Open-world semi-supervised learning](#). In *International Conference on Learning Representations*.
- Mathilde Caron, Piotr Bojanowski, Armand Joulin, and Matthijs Douze. 2018. Deep clustering for unsupervised learning of visual features. In *Proceedings of the European conference on computer vision (ECCV)*, pages 132–149.
- Iñigo Casanueva, Tadas Temcinas, Daniela Gerz, Matthew Henderson, and Ivan Vulic. 2020. [Efficient intent detection with dual sentence encoders](#). In *Proceedings of the 2nd Workshop on NLP for ConvAI - ACL 2020*. Data available at <https://github.com/PolyAI-LDN/task-specific-datasets>.
- Jianlong Chang, Lingfeng Wang, Gaofeng Meng, Shiming Xiang, and Chunhong Pan. 2017. Deep adaptive image clustering. In *Proceedings of the IEEE international conference on computer vision*, pages 5879–5887.
- Jeff Cheeger. 1970. A lower bound for the smallest eigenvalue of the laplacian, problems in analysis (papers dedicated to salomon bochner, 1969).
- Muhao Chen, Lifu Huang, Manling Li, Ben Zhou, Heng Ji, and Dan Roth. 2022. [New frontiers of information extraction](#). In *Proceedings of the 2022 Conference of the North American Chapter of the Association for Computational Linguistics: Human Language Technologies: Tutorial Abstracts*, pages 14–25, Seattle, United States. Association for Computational Linguistics.
- Qinyuan Cheng, Xiaogui Yang, Tianxiang Sun, Linyang Li, and Xipeng Qiu. 2023. [Improving contrastive learning of sentence embeddings from ai feedback](#).
- Wei-Lin Chiang, Xuanqing Liu, Si Si, Yang Li, Samy Bengio, and Cho-Jui Hsieh. 2019. Cluster-gcn: An efficient algorithm for training deep and large graph convolutional networks. In *Proceedings of the 25th ACM SIGKDD international conference on knowledge discovery & data mining*, pages 257–266.
- Eunsol Choi, Omer Levy, Yejin Choi, and Luke Zettlemoyer. 2018. [Ultra-fine entity typing](#). In *Proceedings of the 56th Annual Meeting of the Association for Computational Linguistics (Volume 1: Long Papers)*, pages 87–96, Melbourne, Australia. Association for Computational Linguistics.
- Pierre Colombo, Nathan Noiry, Ekhine Irurozki, and Stephan Clemencon. 2022. What are the best systems? new perspectives on nlp benchmarking. *arXiv preprint arXiv:2202.03799*.

- Dorottya Demszky, Dana Movshovitz-Attias, Jeongwoo Ko, Alan Cowen, Gaurav Nemade, and Sujith Ravi. 2020. [GoEmotions: A dataset of fine-grained emotions](#). In *Proceedings of the 58th Annual Meeting of the Association for Computational Linguistics*, pages 4040–4054, Online. Association for Computational Linguistics.
- Shumin Deng, Ningyu Zhang, Jiaojian Kang, Yichi Zhang, Wei Zhang, and Huajun Chen. 2020. [Meta-learning with dynamic-memory-based prototypical network for few-shot event detection](#). In *Proceedings of the 13th International Conference on Web Search and Data Mining, WSDM '20*, page 151–159, New York, NY, USA. Association for Computing Machinery.
- Jacob Devlin, Ming-Wei Chang, Kenton Lee, and Kristina Toutanova. 2019. [BERT: Pre-training of deep bidirectional transformers for language understanding](#). In *Proceedings of the 2019 Conference of the North American Chapter of the Association for Computational Linguistics: Human Language Technologies, Volume 1 (Long and Short Papers)*, pages 4171–4186, Minneapolis, Minnesota. Association for Computational Linguistics.
- Ning Ding, Guangwei Xu, Yulin Chen, Xiaobin Wang, Xu Han, Pengjun Xie, Haitao Zheng, and Zhiyuan Liu. 2021. [Few-NERD: A few-shot named entity recognition dataset](#). In *Proceedings of the 59th Annual Meeting of the Association for Computational Linguistics and the 11th International Joint Conference on Natural Language Processing (Volume 1: Long Papers)*, pages 3198–3213, Online. Association for Computational Linguistics.
- William E Donath and Alan J Hoffman. 1972. Algorithms for partitioning of graphs and computer logic based on eigenvectors of connection matrices. *IBM Technical Disclosure Bulletin*, 15(3):938–944.
- Jack FitzGerald, Christopher Hench, Charith Peris, Scott Mackie, Kay Rottmann, Ana Sanchez, Aaron Nash, Liam Urbach, Vishesh Kakarala, Richa Singh, Swetha Ranganath, Laurie Crist, Misha Britan, Wouter Leeuwis, Gokhan Tur, and Prem Natara-jan. 2022. [Massive: A 1m-example multilingual natural language understanding dataset with 51 typologically-diverse languages](#).
- Tianyu Gao, Xu Han, Hao Zhu, Zhiyuan Liu, Peng Li, Maosong Sun, and Jie Zhou. 2019. [FewRel 2.0: Towards more challenging few-shot relation classification](#). In *Proceedings of the 2019 Conference on Empirical Methods in Natural Language Processing and the 9th International Joint Conference on Natural Language Processing (EMNLP-IJCNLP)*, pages 6251–6256, Hong Kong, China. Association for Computational Linguistics.
- Tianyu Gao, Xingcheng Yao, and Danqi Chen. 2021. [SimCSE: Simple contrastive learning of sentence embeddings](#). In *Proceedings of the 2021 Conference on Empirical Methods in Natural Language Processing*, pages 6894–6910, Online and Punta Cana, Dominican Republic. Association for Computational Linguistics.
- Gregor Geigle, Nils Reimers, Andreas Rücklé, and Iryna Gurevych. 2021. [TWEAC: transformer with extendable QA agent classifiers](#). *CoRR*, abs/2104.07081.
- Fabrizio Gilardi, Meysam Alizadeh, and Maël Kubli. 2023. Chatgpt outperforms crowd-workers for text-annotation tasks. *arXiv preprint arXiv:2303.15056*.
- Cyril Goutte, Lars Kai Hansen, Matthew G Liptrot, and Egill Rostrup. 2001. Feature-space clustering for fmri meta-analysis. *Human brain mapping*, 13(3):165–183.
- Amir Hadifar, Lucas Sterckx, Thomas Demeester, and Chris Develder. 2019. [A self-training approach for short text clustering](#). In *Proceedings of the 4th Workshop on Representation Learning for NLP (RepL4NLP-2019)*, pages 194–199, Florence, Italy. Association for Computational Linguistics.
- Xingwei He, Zhenghao Lin, Yeyun Gong, A Jin, Hang Zhang, Chen Lin, Jian Jiao, Siu Ming Yiu, Nan Duan, Weizhu Chen, et al. 2023. Annollm: Making large language models to be better crowdsourced annotators. *arXiv preprint arXiv:2303.16854*.
- Peihao Huang, Yan Huang, Wei Wang, and Liang Wang. 2014. Deep embedding network for clustering. In *2014 22nd International conference on pattern recognition*, pages 1532–1537. IEEE.
- Stefan Larson, Anish Mahendran, Joseph J. Peper, Christopher Clarke, Andrew Lee, Parker Hill, Jonathan K. Kummerfeld, Kevin Leach, Michael A. Laurenzano, Lingjia Tang, and Jason Mars. 2019. [An evaluation dataset for intent classification and out-of-scope prediction](#). In *Proceedings of the 2019 Conference on Empirical Methods in Natural Language Processing and the 9th International Joint Conference on Natural Language Processing (EMNLP-IJCNLP)*.
- Haoran Li, Abhinav Arora, Shuohui Chen, Anchit Gupta, Sonal Gupta, and Yashar Mehdad. 2021. [MTOP: A comprehensive multilingual task-oriented semantic parsing benchmark](#). In *Proceedings of the 16th Conference of the European Chapter of the Association for Computational Linguistics: Main Volume*, pages 2950–2962, Online. Association for Computational Linguistics.
- Ting-En Lin, Hua Xu, and Hanlei Zhang. 2020. Discovering new intents via constrained deep adaptive clustering with cluster refinement. In *Thirty-Fourth AAAI Conference on Artificial Intelligence*.
- J MacQueen. 1967. Classification and analysis of multivariate observations. In *5th Berkeley Symp. Math. Statist. Probability*, pages 281–297. University of California Los Angeles LA USA.

- Laura Manduchi, Kieran Chin-Cheong, Holger Michel, Sven Wellmann, and Julia E Vogt. 2021. [Deep conditional gaussian mixture model for constrained clustering](#). In *Advances in Neural Information Processing Systems*.
- José Manuel Guaita Martínez, Patricia Carracedo, Dolores Gorgues Comas, and Carlos H Siemens. 2022. An analysis of the blockchain and covid-19 research landscape using a bibliometric study. *Sustainable Technology and Entrepreneurship*, 1(1):100006.
- Yutao Mou, Keqing He, Yanan Wu, Zhiyuan Zeng, Hong Xu, Huixing Jiang, Wei Wu, and Weiran Xu. 2022. [Disentangled knowledge transfer for OOD intent discovery with unified contrastive learning](#). In *Proceedings of the 60th Annual Meeting of the Association for Computational Linguistics (Volume 2: Short Papers)*, pages 46–53, Dublin, Ireland. Association for Computational Linguistics.
- Niklas Muennighoff, Nouamane Tazi, Loïc Magne, and Nils Reimers. 2022. Mteb: Massive text embedding benchmark. *arXiv preprint arXiv:2210.07316*.
- Jianmo Ni, Gustavo Hernandez Abrego, Noah Constant, Ji Ma, Keith Hall, Daniel Cer, and Yinfei Yang. 2022a. [Sentence-t5: Scalable sentence encoders from pre-trained text-to-text models](#). In *Findings of the Association for Computational Linguistics: ACL 2022*, pages 1864–1874, Dublin, Ireland. Association for Computational Linguistics.
- Jianmo Ni, Chen Qu, Jing Lu, Zhuyun Dai, Gustavo Hernandez Abrego, Ji Ma, Vincent Zhao, Yi Luan, Keith Hall, Ming-Wei Chang, and Yinfei Yang. 2022b. [Large dual encoders are generalizable retrievers](#). In *Proceedings of the 2022 Conference on Empirical Methods in Natural Language Processing*, pages 9844–9855, Abu Dhabi, United Arab Emirates. Association for Computational Linguistics.
- Chuang Niu, Jun Zhang, Ge Wang, and Jimin Liang. 2020. Gatcluster: Self-supervised gaussian-attention network for image clustering. In *European Conference on Computer Vision (ECCV)*.
- Robert M Nosofsky. 2011. The generalized context model: An exemplar model of classification. *Formal approaches in categorization*, pages 18–39.
- June Young Park, Evan Mistur, Donghwan Kim, Yunjeong Mo, and Richard Hoefer. 2022. [Toward human-centric urban infrastructure: Text mining for social media data to identify the public perception of covid-19 policy in transportation hubs](#). *Sustainable Cities and Society*, 76:103524.
- F. Pedregosa, G. Varoquaux, A. Gramfort, V. Michel, B. Thirion, O. Grisel, M. Blondel, P. Prettenhofer, R. Weiss, V. Dubourg, J. Vanderplas, A. Passos, D. Cournapeau, M. Brucher, M. Perrot, and E. Duchesnay. 2011. Scikit-learn: Machine learning in Python. *Journal of Machine Learning Research*, 12:2825–2830.
- Dan Pelleg, Andrew W Moore, et al. 2000. X-means: Extending k-means with efficient estimation of the number of clusters. In *ICML*, volume 1, pages 727–734.
- Nils Reimers and Iryna Gurevych. 2019. [Sentence-BERT: Sentence embeddings using Siamese BERT-networks](#). In *Proceedings of the 2019 Conference on Empirical Methods in Natural Language Processing and the 9th International Joint Conference on Natural Language Processing (EMNLP-IJCNLP)*, pages 3982–3992, Hong Kong, China. Association for Computational Linguistics.
- Peter J Rousseeuw. 1987. Silhouettes: a graphical aid to the interpretation and validation of cluster analysis. *Journal of computational and applied mathematics*, 20:53–65.
- Hongjin Su, Weijia Shi, Jungo Kasai, Yizhong Wang, Yushi Hu, Mari Ostendorf, Wen-tau Yih, Noah A. Smith, Luke Zettlemoyer, and Tao Yu. 2022. [One embedder, any task: Instruction-finetuned text embeddings](#).
- Robert Thorndike. 1953. Who belongs in the family? *Psychometrika*, 18(4):267–276.
- Laurens Van der Maaten and Geoffrey Hinton. 2008. Visualizing data using t-sne. *Journal of machine learning research*, 9(11).
- Wouter Van Gansbeke, Simon Vandenhende, Stamatios Georgoulis, Marc Proesmans, and Luc Van Gool. 2020. Scan: Learning to classify images without labels. In *Computer Vision–ECCV 2020: 16th European Conference, Glasgow, UK, August 23–28, 2020, Proceedings, Part X*, pages 268–285. Springer.
- Sagar Vaze, Kai Han, Andrea Vedaldi, and Andrew Zisserman. 2022. Generalized category discovery. In *IEEE Conference on Computer Vision and Pattern Recognition*.
- Kiri Wagstaff, Claire Cardie, Seth Rogers, Stefan Schrödl, et al. 2001. Constrained k-means clustering with background knowledge. In *ICML*, volume 1, pages 577–584.
- Liang Wang, Nan Yang, Xiaolong Huang, Binxing Jiao, Linjun Yang, Daxin Jiang, Rangan Majumder, and Furu Wei. 2022. Text embeddings by weakly-supervised contrastive pre-training. *arXiv preprint arXiv:2212.03533*.
- Zihan Wang, Jingbo Shang, and Ruiqi Zhong. 2023. [Goal-driven explainable clustering via language descriptions](#).
- Thomas Wolf, Lysandre Debut, Victor Sanh, Julien Chaumond, Clement Delangue, Anthony Moi, Pierric Cistac, Tim Rault, Rémi Louf, Morgan Funtowicz, Joe Davison, Sam Shleifer, Patrick von Platen, Clara Ma, Yacine Jernite, Julien Plu, Canwen Xu, Teven Le Scao, Sylvain Gugger, Mariama Drame, Quentin

- Lhoest, and Alexander M. Rush. 2020. [Transformers: State-of-the-art natural language processing](#). In *Proceedings of the 2020 Conference on Empirical Methods in Natural Language Processing: System Demonstrations*, pages 38–45, Online. Association for Computational Linguistics.
- Junyuan Xie, Ross Girshick, and Ali Farhadi. 2016. Unsupervised deep embedding for clustering analysis. In *International conference on machine learning*, pages 478–487. PMLR.
- Hui Xu, Yi Liu, Chi-Min Shu, Mingqi Bai, Mailidan Motalifu, Zhongxu He, Shuncheng Wu, Penggang Zhou, and Bing Li. 2022. Cause analysis of hot work accidents based on text mining and deep learning. *Journal of Loss Prevention in the Process Industries*, 76:104747.
- Jiaming Xu, Peng Wang, Guanhua Tian, Bo Xu, Jun Zhao, Fangyuan Wang, and Hongwei Hao. 2015. [Short text clustering via convolutional neural networks](#). In *Proceedings of the 1st Workshop on Vector Space Modeling for Natural Language Processing*, pages 62–69, Denver, Colorado. Association for Computational Linguistics.
- Kouta Nakata Yaling Tao, Kentaro Takagi. 2021. [Clustering-friendly representation learning via instance discrimination and feature decorrelation](#). *Proceedings of ICLR 2021*.
- Jianwei Yang, Devi Parikh, and Dhruv Batra. 2016. Joint unsupervised learning of deep representations and image clusters. In *Proceedings of the IEEE conference on computer vision and pattern recognition*, pages 5147–5156.
- Dejiao Zhang, Feng Nan, Xiaokai Wei, Shang-Wen Li, Henghui Zhu, Kathleen McKeown, Ramesh Nallapati, Andrew O. Arnold, and Bing Xiang. 2021a. [Supporting clustering with contrastive learning](#). In *Proceedings of the 2021 Conference of the North American Chapter of the Association for Computational Linguistics: Human Language Technologies*, pages 5419–5430, Online. Association for Computational Linguistics.
- Hanlei Zhang, Hua Xu, Ting-En Lin, and Rui Lyu. 2021b. Discovering new intents with deep aligned clustering. *Proceedings of the AAAI Conference on Artificial Intelligence*, 35(16):14365–14373.
- Hongjing Zhang, Sugato Basu, and Ian Davidson. 2020. A framework for deep constrained clustering-algorithms and advances. In *Machine Learning and Knowledge Discovery in Databases: European Conference, ECML PKDD 2019, Würzburg, Germany, September 16–20, 2019, Proceedings, Part I*, pages 57–72. Springer.
- Yuwei Zhang, Haode Zhang, Li-Ming Zhan, Xiao-Ming Wu, and Albert Lam. 2022. [New intent discovery with pre-training and contrastive learning](#). In *Proceedings of the 60th Annual Meeting of the Association for Computational Linguistics (Volume 1: Long Papers)*, pages 256–269, Dublin, Ireland. Association for Computational Linguistics.
- Yiming Zhu, Peixian Zhang, Ehsan-Ul Haq, Pan Hui, and Gareth Tyson. 2023. Can chatgpt reproduce human-generated labels? a study of social computing tasks. *arXiv preprint arXiv:2304.10145*.

A More Training Details for GCD experiments

We randomly sample 5 different sets of 16-way-8-shot labels from large-scale version of datasets and then all the experiments are done on small-scale version. Since domain discovery is coarse-grained and might not have enough labels, we do not show experiments on these datasets. For simplicity, we use the same supervise pre-training with few-shot labels with cross-entropy first and then apply each algorithms. We also use the same optimizer and scheduler for all the methods. We follow original works for other hyper-parameters. After training, we acquire embeddings and evaluate K-means as other methods.

B More Details about Determining Cluster Granularity

Previous methods often employ clustering errors as a metric and they ignore user’s need on the granularity. **Silhouette coefficient** (Rousseeuw, 1987) indicates the clustering quality without ground truths, which exploits the inter-cluster distance with nearest clusters and the intra-cluster distance. We find the granularity by choosing the one with the best silhouette coefficient. **Elbow method** (Thorndike, 1953) is a heuristic method that plots the clustering error with respect to different levels of granularity in the hierarchy. And then the best granularity is determined with the largest elbow length. **X-means** (Pelleg et al., 2000) is a variation of K-means that starts with the lowest number of clusters, and then repeatedly attempt to split the clusters by running 2-means on them and evaluate with Bayesian Information Criterion (BIC) (Goutte et al., 2001). **BIC** (Goutte et al., 2001) calculates BIC for each of the granularity. **Cluster-Size** (Zhang et al., 2021b) uses a confidence threshold to filter small clusters. For all the methods, we use the same embeddings fine-tuned from CLUSTERLLM-GPT3.5 with Instructor for one iteration. And for methods except for X-means, we use the same cluster hierarchy to calculate scores. For our methods, the weight in F-beta score is set to

0.92. To acquire annotations, we randomly sample 4 pairs (including 2 positive and 2 negative) from the same set of pairs we query LLMs on small-scale datasets.

C More Fine-tuning Details

For fine-tuning, we adopt the same hyper-parameters as in (Su et al., 2022), but modify the learning rate to $2e - 6$, the maximum gradient steps to 3,840 for Instructor (~ 15 epochs) and 1,280 for E5, and batch size to 4. Training is conducted with a single NVIDIA Quadro RTX 8000 GPU.

For SCCL-I, we change the maximum token length to 128 due to the limited compute resource. We use the same learning rate $2e - 6$ as before and batch size 16 and evaluate representations with K-means after 200 iterations.

D Description of Datasets

Bank77 is a popular dataset in this problem that focuses on creating fine-grained intent categories for a single-domain, “banking”. **CLINC(I)** is originally created for detecting utterances that falls outside of supported intents. The dataset also contains multiple domains, such as “travel”, “utility” and “work”. In this experiment, we discard all the out-of-scope utterances. Moreover, we create a domain discovery dataset **CLINC(D)** that uses domains as labels. **Massive(I)/(D)** and **MTOP(I)/(D)** are both from MTEB (Muennighoff et al., 2022). Here “I” denotes intent and “D” for domain. These datasets are originally used for classification but are adapted here for clustering. We also remove those intents with only a few instances and keep English-only data. For all datasets, we use the train & test sets as large- & small- scale datasets respectively. For **FewRel** and **FewEvent**, we randomly split datasets into large- & small- scale versions. For **FewNerd**, we use the original train & test splits. For **StackEx** and **Reddit**, we combine all the splits into a single dataset and remove topics that only have few instances. Finally the datasets are randomly splitted into large- & small- scale versions.

lab.	Method	Intent Discovery		Topic Mining	Domain Discovery			Avg	All
		MTOP(I)	Massive(I)	Reddit	MTOP(D)	Massive(D)	CLINC(D)		
✓	Contrast (Vaze et al., 2022) [†]	29.25 _(0.90)	33.07 _(2.26)	19.57 _(0.82)	-	-	-	-	-
	DAC (Zhang et al., 2021b)	31.43 _(1.42)	34.45 _(3.57)	16.80 _(2.72)	-	-	-	-	-
	DPN (An et al., 2022)	33.64 _(2.93)	33.86 _(4.50)	14.69 _(1.36)	-	-	-	-	-
	CLNN (Zhang et al., 2022)	29.77 _(1.07)	46.22 _(1.63)	29.01 _(4.00)	-	-	-	-	-
✗	E5 (Wang et al., 2022)	33.54 _(0.92)	52.52 _(0.62)	39.03 _(0.62)	91.23 _(1.23)	63.70 _(0.86)	59.64 _(2.73)	56.61	47.70
	CLUSTERLLM-E	34.66 _(1.31)	54.80 _(0.72)	47.72 _(1.58)	89.18 _(5.25)	60.73 _(2.81)	58.35 _(2.92)	57.61	50.92
	Instructor (Su et al., 2022)	33.35 _(1.32)	54.08 _(1.53)	54.98 _(1.51)	90.56 _(3.34)	61.81 _(2.56)	52.50 _(2.44)	57.88	49.90
	SCCL-I (Zhang et al., 2021a)	34.28 _(0.58)	54.05 _(1.05)	53.66 _(0.94)	89.08 _(3.77)	61.34 _(2.77)	54.22 _(3.15)	57.77	50.73
	CLUSTERLLM-I	35.84 _(2.07)	59.89 _(2.05)	56.79 _(1.90)	93.53 _(0.10)	61.06 _(1.91)	52.39 _(1.84)	59.91	53.09
	CLUSTERLLM-I-iter	35.04 _(0.97)	60.69 _(0.96)	57.02 _(0.87)	92.13 _(3.81)	60.85 _(4.33)	51.82 _(1.91)	59.59	53.99

Table 6: Comparison of clustering accuracy with known granularity for evaluation. The top part of the table shows GCD results with 16-way 8-shot labelled data based on BERT and the bottom part shows the unsupervised clustering results based on two most recently released pre-trained embedders. [†] denotes methods adapted from computer vision. The average over all 14 datasets are shown in the last column.

Method	Intent Discovery		Topic Mining	Domain Discovery			Avg	All
	MTOP(I)	Massive(I)	Reddit	MTOP(D)	Massive(D)	CLINC(D)		
Instructor	33.35 _(1.32)	54.08 _(1.53)	54.98 _(1.51)	90.56 _(3.34)	61.81 _(2.56)	52.50 _(2.44)	57.88	49.90
+self-supervise	34.06 _(0.64)	55.07 _(1.25)	55.41 _(0.93)	92.12 _(2.66)	62.28 _(1.55)	58.58 _(2.56)	59.58	51.39
+CLUSTERLLM-random	28.05 _(1.69)	51.66 _(2.41)	54.60 _(2.23)	87.0 _(2.27)	56.40 _(2.35)	60.27 _(4.20)	56.34	48.27
+CLUSTERLLM-GPT3.5	35.84 _(2.07)	59.89 _(2.05)	56.79 _(1.90)	93.53 _(0.10)	61.06 _(1.91)	52.39 _(1.84)	59.91	53.09
+CLUSTERLLM-GPT4	34.48 _(0.38)	59.10 _(1.12)	55.38 _(0.37)	92.04 _(2.67)	60.16 _(2.97)	57.45 _(2.48)	59.77	53.22
+CLUSTERLLM-GT&GPT3.5	36.86 _(0.42)	59.27 _(1.43)	58.33 _(1.26)	92.26 _(3.62)	61.65 _(3.50)	52.87 _(2.63)	60.21	53.96

Table 7: More results of ablation study on small-scale datasets. Also see Table 4.

Method	Intent Discovery		Information Extraction			Topic Mining		Emotion	Avg	All
	Bank77	CLINC	FewRel	FewNerD	FewEvent	StackEx	ArxivS2S	GoEmo		
Instructor	60.30 _(2.39)	79.52 _(1.96)	41.38 _(0.75)	29.62 _(1.02)	41.42 _(2.09)	46.76 _(0.80)	24.55 _(0.42)	24.02 _(1.11)	43.45	48.98
+self-supervise	61.48 _(2.84)	81.87 _(0.97)	41.09 _(0.99)	30.57 _(0.18)	45.54 _(1.70)	46.24 _(0.46)	24.49 _(0.75)	24.34 _(1.25)	44.45	50.30
+CLUSTERLLM-GPT3.5	65.47 _(2.28)	82.29 _(1.09)	47.22 _(0.89)	33.86 _(1.19)	47.55 _(1.51)	47.42 _(1.35)	25.60 _(0.51)	25.23 _(1.21)	46.83	51.21

Table 8: Ablation study on clustering quality for large-scale datasets. See more datasets in Table 9.

Method	Intent Discovery		Topic Mining	Domain Discovery			Avg	All
	MTOP(I)	Massive(I)	Reddit	MTOP(D)	Massive(D)	CLINC(D)		
Instructor	35.53 _(1.05)	54.72 _(2.00)	55.04 _(2.69)	85.01 _(2.18)	56.11 _(5.07)	41.42 _(2.09)	54.64	48.98
+self-supervise	35.27 _(1.53)	58.30 _(1.42)	56.45 _(1.59)	89.54 _(4.56)	58.14 _(3.88)	50.93 _(4.11)	58.11	50.30
+CLUSTERLLM-GPT3.5	36.80 _(0.83)	57.70 _(2.92)	55.47 _(2.44)	84.08 _(3.34)	58.14 _(3.97)	50.12 _(4.13)	57.05	51.21

Table 9: Ablation study on clustering quality for large-scale datasets. See more datasets in Table 8.

Type	Model	MTOP(I)	Massive(I)	Reddit	MTOP(D)	Massive(D)	CLINC(D)
Random	#GT Triplets	102	61	40	184	148	189
	Instructor	98.04	88.52	80	96.74	80.41	76.72
	GPT3.5	85.29	85.25	70	85.87	82.43	68.25
	Δ	(-12.75)	(-3.27)	(-10)	(-10.87)	(+2.02)	(-18.47)
Entropy-based	#GT Triplets	140	98	92	144	108	208
	Instructor	65.74	63.56	61.98	70.31	63.82	75.06
	GPT3.5	67.41	68.76	63.28	69.79	72.09	75.78
	Δ	(+1.67)	(+5.20)	(+1.30)	(-0.52)	(+8.27)	(+0.72)

Table 10: Analysis on the triplet accuracy. See other results in Table 3.

Method	Bank77	FewRel	Massive(I)	Massive(D)	MTOP(I)	MTOP(D)	CLINC(I)	CLINC(D)	Rank
GT #clusters	77	64	59	18	102	11	150	10	-
Elbow (Thorndike, 1953)	50 (35.06)	38 (40.63)	47 (20.34)	45 (150.0)	35 (65.69)	35 (218.2)	64 (57.33)	71 (610.0)	7
BIC (Goutte et al., 2001)	183 (137.7)	183 (185.9)	148 (150.8)	141 (683.3)	169 (65.69)	170 (1445)	179 (19.33)	178 (1680)	8
ClusterSize (Zhang et al., 2021b)	90 (16.88)	95 (23.38)	79 (33.90)	81 (350.0)	84 (17.65)	83 (654.5)	105 (30.00)	109 (990.0)	5
Ours (GPT3.5, $\lambda = 1$)	79 (2.60)	32 (50.00)	122 (106.8)	55 (205.6)	56 (50.00)	13 (18.18)	143 (4.67)	118 (1080)	6
Ours (GPT3.5, $\lambda = 3$)	79 (2.60)	52 (18.75)	108 (83.05)	54 (200.0)	61 (40.20)	20 (81.81)	145 (3.33)	118 (1080)	4
Ours (GPT4, $\lambda = 1$)	64 (16.88)	40 (37.50)	58 (1.69)	16 (11.11)	24 (76.47)	8 (27.27)	143 (4.67)	32 (220.0)	3
Ours (GT, $\lambda = 1$)	59 (23.38)	79 (23.44)	61 (3.39)	17 (5.56)	27 (73.53)	11 (0)	148 (1.33)	32 (220.0)	2
Ours (GT, $\lambda = 3$)	77 (0)	78 (21.88)	54 (8.47)	37 (105.6)	19 (81.37)	11 (0)	148 (1.33)	32 (220.0)	1

Table 11: Inferred granularity on large-scale datasets. The setting is the same as in Table 5.

Dataset	Prompt
Bank77	Select the banking customer utterance that better corresponds with the Query in terms of intent.
CLINC(I)	Select the customer utterance that better corresponds with the Query in terms of intent.
FewRel	Select the example that better corresponds with the Query in terms of relation type.
FewNerd	Select the example that better corresponds with the Query in terms of entity type.
FewEvent	Select the example that better corresponds with the Query in terms of event type.
StackEx	Select the StackExchange question that better corresponds with the Query in terms of topic.
ArxivS2S	Select the Arxiv paper title that better corresponds with the Query in terms of domain.
GoEmo	Select the sentence that better corresponds with the Query in terms of emotion expressed.
Massive(I)	Select the user utterance that better corresponds with the Query in terms of intent.
MTOP(I)	Select the user utterance that better corresponds with the Query in terms of intent
Reddit	Select the Reddit question that better corresponds with the Query in terms of topic.
Massive(D)	Select the user utterance that better corresponds with the Query in terms of scenario.
MTOP(D)	Select the user utterance that better corresponds with the Query in terms of domain.
CLINC(D)	Select the customer utterance that better corresponds with the Query in terms of domain.

Table 12: Prefix of prompts for triplet task. Notice that the prompt for domain and category (such as CLINC(I) and CLINC(D)) can be used interchangeably.

Dataset	Prompt
Triplet Task	<p>Select the banking customer utterance that better corresponds with the Query in terms of intent.</p> <p>Query: Should i reinstall the payment app?</p> <p>Choice 1: I've received my card so now I need to know how to sync it to the app.</p> <p>Choice 2: Can I still use the app if I switched phones?</p> <p>Please respond with 'Choice 1' or 'Choice 2' without explanation.</p>
Pairwise Task	<p>[Example1] Sentence 1: I would like to see the source of my money. Sentence 2: My source of funds need verified. Yes. Because both intents are verify source of funds.</p> <p>[Example2] Sentence 1: Is there a fee for topping up Sentence 2: What are the top up charges for US cards? Yes. Because both intents are top up by card charge.</p> <p>[Example3] Sentence 1: Can I reactivate my lost card that I found this morning in my jacket pocket? Sentence 2: how to activate card? No. Because Sentence 1 has intent card linking and Sentence 2 has intent activate my card.</p> <p>[Example4] Sentence 1: What will I be charged for a physical card? Sentence 2: My card is about to expire and I need to know how much it costs and how long ... No. Because Sentence 1 has intent order physical card and Sentence 2 has intent card ...</p> <p>Determine whether the intents of two banking customer utterances below belong to the same intent category using above examples.</p> <p>Sentence 1: \$1 extra has been charged on my statement, why is that? Sentence 2: Will it automatically top-up if there isn't much money left?</p> <p>Please respond with 'Yes' or 'No' without explanation.</p>

Table 13: One example from Bank77 on both triplet task and pairwise task.