

# Using Natural Language Explanations to Rescale Human Judgments

Manya Wadhwa, Jifan Chen, Junyi Jessy Li, Greg Durrett

Department of Computer Science  
University of Texas, Austin  
manya.wadhwa@utexas.edu

## Abstract

The rise of large language models (LLMs) has brought a critical need for high-quality human-labeled data, particularly for processes like human feedback and evaluation. A common practice is to label data via consensus annotation over human judgments. However, annotators’ judgments for subjective tasks can differ in many ways: they may reflect different qualitative judgments about an example, and they may be mapped to a labeling scheme in different ways. We show that these nuances can be captured by *natural language explanations*, and propose a method to rescale ordinal annotations and explanations using LLMs. Specifically, we feed annotators’ Likert ratings and corresponding explanations into an LLM and prompt it to produce a numeric score anchored in a scoring rubric. These scores should reflect the annotators’ underlying assessments of the example. The rubric can be designed or modified after annotation, and include distinctions that may not have been known when the original error taxonomy was devised. We explore our technique in the context of rating system outputs for a document-grounded question answering task, where LLMs achieve near-human performance. Our method rescales the raw judgments without impacting agreement and brings the scores closer to human judgments grounded in the same scoring rubric.

## 1 Introduction

With the rise in model performance due to large language models (Brown et al., 2020; Ouyang et al., 2022, LLMs), there is a shift towards working on and evaluating more subjective tasks. On tasks like news summarization, LLMs can no longer reliably be judged by automatic metrics Goyal et al. (2022a); Xu et al. (2023); Wang et al. (2023b) and achieve near-human performance Zhang et al. (2023); Zhan et al. (2023). This high performance makes it harder than ever to annotate model outputs for errors Saunders et al. (2022); Dou et al. (2022); Chang et al. (2023); Goyal et al. (2022b); Liu et al. (2023); Chen et al. (2023a), an important ingredient as models are deployed in high-stake scenarios.

This shift towards more subjective tasks and difficulty in identifying errors has also led to a change in the role of human judgments in NLP. Earlier crowdsourcing work on simple labeling tasks explored capturing annotator bias with item-response models Dawid & Skene (1979); Smyth et al. (1994), especially to learn annotator quality Hovy et al. (2013). As the ambit of NLP research has expanded to include more sophisticated downstream tasks, taking into account subjectivity (and thus, inherent disagreement) in anno-

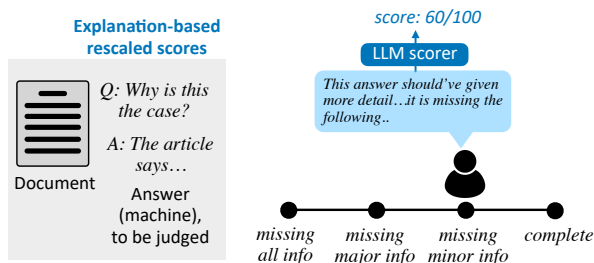


Figure 1: Overview of our method. By feeding explanations that annotators write into an LLM, we can rescale their coarse-grained judgment to a 100-point scale.

Task Input	Human Judgment	Reference Rescaled Scores w/ rubric	LLM Rescaled Scores w/ rubric (ours)	LLM Rescaled Scores w/o rubric
<p><b>Question:</b> Why was the entire climbing season in doubt?</p> <p><b>Answer:</b> The Sherpas had walked out in protest of the deaths of 16 of their colleagues in an avalanche, and their demands for better pay, treatment and benefits.</p> <p><b>Article:</b> (1) KATMANDU, Nepal - Dozens of Sherpa guides packed up their tents and left Mount Everest's base camp Wednesday, after the deaths of 16 of their colleagues in an avalanche exposed an undercurrent of resentment by Sherpas over their pay, treatment and benefits. (2) With the entire climbing season increasingly thrown into doubt, the government quickly announced that top tourism officials would fly to base camp Thursday to negotiate with the Sherpas and encourage them to return to work. [...] (8) It was unclear whether they would return to work if the government accepts all their demands. [...] (10) But the Sherpas said they deserved far more - including more insurance money, more financial aid for the victims' families and new regulations to ensure climbers' rights. (11) Without the help of the Sherpas, who are key guides and also haul tons of gear up the mountain, it would be nearly impossible for climbers to scale Everest. [...] (15) It is just impossible for many of us to continue climbing while there are three of our friends buried in the snow," said Dorje Sherpa, an experienced Everest guide from the tiny Himalayan community that has become famous for its high-altitude skills and endurance. [...] (40) The insurance payout for those killed in the avalanche, which now stands at \$10,400, will also be increased to \$15,620, or 2 million rupees, the Ministry of Tourism said - far less than the Sherpas' demand for \$20,800. [...] (43) Hundreds of people have died trying.</p>	<p><b>Label:</b> missing major <b>NLE:</b> Important information was neglected, sentences 11 and 15 are missing</p>	55	50	70
	<p><b>Label:</b> complete <b>NLE:</b> The government is unwilling to give the Sherpas a decent wage or benefits for risking their lives.</p>	100	100	100
	<p><b>Label:</b> complete <b>NLE:</b> Sentence one contains the needed information and it is summarized in the answer.</p>	100	100	100
	<p><b>Label:</b> missing minor <b>Sentences Missing:</b> 10, 15, 40 <b>NLE:</b> The machine response answered the question correctly but missed some relevant information that clarifies the Sherpas' demands.</p>	85	75	70
	<p><b>Label:</b> missing minor <b>Sentences Missing:</b> 8 <b>NLE:</b> It is also unknown if the Sherpas would accept and return.</p>	90	85	70

Figure 2: Example from INQUISITIVE-BROAD where annotators labeled a question-answer pair on a Likert scale and gave explanations for their judgments. Separate human labelers rescore these explanations according to an aspect specific scoring rubric. Our proposed explanation-based rescaling (EBR) method maps judgments to scores using that rubric, producing scores closer to the reference scores by accounting for factors mentioned in the explanations.

tated data has surfaced as a key direction Plank (2022); Uma et al. (2021); Basile et al. (2021); Nguyen et al. (2016).

While existing work developed label aggregation methods and ways to incorporate different labels Plank (2022), information from the labels alone is still limited. Instead, intricacies in human judgments can be captured by **natural language explanations** provided during data annotation, which capture more nuanced subjectivity. They enable us to go beyond direct labeling, where annotators can choose different coarse labels for the same reason or the same coarse label for different reasons. The question is, *how do we transfer at least some of that expressiveness into numeric expressions that are more friendly for model training and evaluation?*

This paper proposes **explanation-based rescaling (EBR)** that enables us to transfer the expressiveness of natural language explanations into numeric forms. Our key idea is to make the ordinal label space (e.g., a coarse Likert scale) fine-grained, namely a 0-100 scale Kocmi & Federmann (2023), which then enables us to place the initial annotations in it by leveraging natural language explanations in a principled manner. Our approach begins by gathering explanations for each judgment during the annotation process. Next, we leverage an LLM to convert both a Likert judgment and its associated explanation into a numerical rating between 0-100. Crucially, this rescaling is guided by a predefined aspect-based scoring rubric, which can be defined entirely post-annotation, and provides task-specific guidance to the LLM on the placement of labels on the 0-100 scale. We find that an LLM with a rubric produces scores consistent with those that a human produces when using the same rubric.

We consider the task of evaluating LLM-produced answers for document-grounded, non-factoid question answering. We use annotated high-level questions (targeting discourse understanding) from the INQUISITIVE dataset Ko et al. (2020), supplementing these with freshly collected questions from geographically diverse and recent text sources. We collect outputs from several LLMs, then annotate answers chiefly for *answer completeness*, with workers giving a Likert judgment and explanation. Through annotator recruitment and filtering, we selected a set of crowdworkers who gave high-quality, reasoned decisions, yet still had differences in opinion. Figure 2 gives an example from our dataset where annotators chose different Likert judgments for *information completeness*, but the explanations show that some of them were looking at the same factor. Rescaling with a scoring rubric is able to impart fine-grained distinctions based on these explanations, and in particular, works better than rescaling without a rubric.

We evaluate our approach on whether LLM rescaling (1) can discern subtleties in natural language feedback as well as humans do; (2) changes correlation between annotators. The proposed approach brings scores closer to how humans would do this rescaling without impacting agreement, while retaining subjectivity.

Our main contributions are: (1) A method for rescaling Likert judgments with explanations using LLMs anchored in a scoring rubric. (2) A dataset of 12.6k human judgments (with explanations) on the completeness and correctness of answers produced by strong systems (GPT-3 and GPT-4) for document-grounded high-level question answering.

## 2 Background and Task Desiderata

**Motivating Example** Figure 2 shows a motivating example for our approach on evaluating LLMs when they answer document-grounded questions. Given an article and a question, we use an LLM to generate a freeform answer. The answer to the question is high quality, but we want to be able to evaluate the LLM output precisely and assign granular scores. **Our approach is targeted towards tasks like this kind of LLM evaluation, where humans have to work hard to articulate subtle distinctions in their annotation.**

We have five crowd workers give judgments about the answer to this question. They disagree about whether the question is missing major or minor information. For this task, it would be difficult to specify concrete enough annotation guidelines to make the label fully unambiguous. However, some of the explanations call out the same relevant feature of the answer, which is the answer was missing specific sentences talking about sherpas possibly not returning back. **Our approach accounts for subjectivity in assessing quality, but assumes that there is an underlying ground truth answer which annotators can identify.**

An LLM can judge the provided labels and explanation, simultaneously giving finer-grained information ratings on a scale of 0-100. These ratings are anchored in a scoring rubric, which is defined post-hoc after looking at a collection of explanations for the aspect being evaluated (in our case it is for *completeness*). As mentioned above, the 0-100 scale offers granularity to effectively map a variety of explanations to numeric values, and the aspect-specific scoring rubric ensures consistency in this mapping, as opposed to mapping examples without on the numeric scale. We describe our method in detail in Section 5.

**Need for new data** We need datasets that contain human judgments accompanied by informative, well-formed natural language explanations, where the underlying task satisfies the two properties bolded above (strong model performance and the right amount of subjectivity). We found three datasets that are relevant but they are not compatible with these characteristics. SQuALITY (Wang et al., 2022a) includes evaluation of both human and model summaries by other humans. However, this task is very demanding due to the long document length, and we found that the feedback provided in the existing dataset is short and underspecified. Saunders et al. (2022) also have a dataset with human critiques of topic summaries. However, the evaluation criteria are defined loosely, leading to critiques that are too generic. There is no multiply-annotated data for us to reliably perform analysis on the effect of our rescaling methods. Finally, Filighera et al. (2022) releases a dataset for short answer grading with explanations; however their data does not contain annotator information. Note that other existing datasets for explanations in NLP, such as those mentioned in Wiegrefe & Marasovic (2021), do not align with our task requirements, since classification tasks do not involve fine-grained critiquing of outputs.

## 3 Collecting QA pairs

We study human judgments and critiques for non-factoid, document-grounded question answering, focusing on judgments of information completeness, i.e., whether machine-generated answers contain all key pieces of information from a document. We use two sources of data for this task. First, we use the questions collected in the INQUISITIVE dataset Ko et al. (2020). Second, following the annotation guidelines from INQUISITIVE, a linguistics student wrote questions on articles focused on recent news events and non-western geographic entities (Hong Kong, Singapore, and India). This reduces leakage about notable prior news events for the LLMs in question. A summary of the two splits is given in

Table 5. All text is in English. We call our dataset INQUISITIVE-BROAD.<sup>1</sup> See Appendix A for examples of articles for the task.

The questions target high-level comprehension of text, making the answers complex with information distributed across multiple sentences. They contain a mixture of causal questions (e.g., *why are they now liberalizing bank laws?*), procedural/elaboration questions (e.g., *how will the exceptions to the verification concept be taken care of?*), background information questions (e.g., *what is the main focus of this movement?*), and instantiation questions (e.g., *which groups were the human rights activists working on behalf of?*) Ko et al. (2020), all of which require discourse-level processes and reasoning.

This task meets our desiderata by striking a balance between subjectivity and objectivity. There are divergent opinions about how much information should be included, but because the correct answer is grounded in the article, it should be relatively easy to judge if key information is missing. This contrasts with other long-form question answering tasks like ELI5 Fan et al. (2019), where the lack of grounding makes it difficult to judge information completeness and requires subject matter experts for each question Xu et al. (2023).

We use three off-the-shelf LLMs (Davinci, GPT-3.5-turbo and GPT-4) to answer questions from INQUISITIVE-BROAD. We also have two human experts answer a subset of the questions. These systems are shown in Table 6 and the prompts used are given in Figure 8.

## 4 Human Evaluation of QA pairs

Using Mechanical Turk, we enlist 8 qualified crowdworkers to collect human evaluation of the question-answer pairs in our dataset. Each instance is evaluated by 5 crowdworkers. The study leads to a dataset of 12.6k annotations consisting of discrete labels along with natural language explanations.

Each crowdworker was given the article, question, and answer, and was asked to evaluate the answer on *completeness* and *correctness* attributes. For *completeness*, they were asked to choose on a Likert scale the amount of information missing in the answer with respect to all relevant information present in the document. Four options were given: *complete*, *missing minor* information, *missing major* information, and *missing all* information. For *correctness*, they were asked to mark if the information in the answer is faithful to the information present in the document. Crowdworkers were also asked to enumerate missing sentences and give rationale in the form of natural language explanation for their decision.

Appendix B.1 describes our process of recruiting and qualifying crowdworkers in more detail and shows screenshots of the interface (Figure 7). We ensure the crowdworker pay is ~\$15/hour. Despite disagreements in annotation, we have substantial evidence, as well as third party validation (Appendix B.2), that these crowdworkers are attentive to the task and labeling high-quality data.

### 4.1 Dataset Statistics

Table 1 shows the un-aggregated % of labels in each category for the *completeness* attribute for INQUISITIVE-BROAD. The distribution is skewed towards the *complete* label. Table 1 also shows the distribution of labels for different QA systems being evaluated. Together, these show the challenges of judging the outputs of these systems. They are performing at a human level according to these annotators and make relatively infrequent mistakes.

<sup>1</sup>The label distributions in the two data splits is similar, suggesting that leakage has no noticeable impact. Thus all results are reported on the entire INQUISITIVE-BROAD.

	Missing All	Missing Major	Missing Minor	Complete
Overall	18	4	11	67
text-davinci	50	7	10	33
text-davinci-003	8	3	12	77
GPT-4	8	3	8	81
EXPERT-HUMAN	11	8	11	70

Table 1: Unaggregated % of labels in each category across all QA systems and for each system.

Similarly, for the *correctness* attribute, 70% of QA pairs are marked as *correct*. Those marked as *incorrect* constitute of unanswerable questions where the model hallucinated information instead of accurately stating the information was missing from text. We thus focus our analysis on only the *completeness* attribute.

## 4.2 Human Label Variation

We also measure inter-annotator agreement across the discrete ratings. If we collapse to two classes, complete vs. not, the Fleiss Kappa value is 0.328. Kendall’s Tau-b ( $\tau_b$ ) correlation across all 4 labels is 0.325. This “fair” agreement, and given the perceived quality of the natural language explanations, we view this as evidence of genuine subjectivity.

Please refer to the Appendix (Table 8) for the distribution of labels across 3 annotators. Table 12 gives examples of explanations that differ in their label decision but agree on details in their explanations.

## 5 Explanation-Based Rescaling (EBR)

In this section we propose a rescaling method that captures natural language explanations by incorporating them with the Likert labels. We take inspiration from the scoring mechanism presented in Kocmi & Federmann (2023) for machine translation evaluation, which validated the effectiveness of a 0-100 scale compared to other options. However, instead of using an LLM to directly evaluate the task, we use a more detailed scoring rubric.

**Formalization** Assume we have a collection of items  $x_1, \dots, x_n$  which are being rated by annotators  $a_1, \dots, a_m$  in a sparse manner i.e., not every annotator rates every item. Each annotator assigns an item a discrete rating  $r_{ki}$  and writes an explanation  $e_{ki}$ , where  $k$  refers to the item and  $i$  refers to the annotator. We *rescale* annotator judgment as following:  $s'_{ki} = f(r_{ki}, e_{ki})$ .

Details about the rubric creation process are given in Appendix C. We also explore rescaling variations *without rubric*. Variants of the rescaling prompt are given in Appendix D.1 and we report our results in Section 7.1. Note, we do not rescale instances that get extreme labels i.e., *complete* and *missing all*, since particularly *complete* explanations did not show complex explanations in most cases.

**Prompt** To compute  $f$ , we invoke gpt-4-0613, taking as input both the explanation  $e_{ki}$  along with the discrete rating label  $r_{ki}$ . The proposed rescaling prompt is given in Figure 3. The rescaling prompt is structured as following:

Rescaling Prompt

The main goal of your task is to score a machine generated response to a question. Scoring is on the "completeness" attribute. A complete answer will have all relevant information from the article required to answer the question and an incomplete answer won't. However, you are not directly scoring the machine response, but instead using a given feedback and amount of missing information. The details are given below:

Article on which the question was asked: {article}  
 Feedback given to the machine response: {feedback}  
 Sentences marked as missing: {enumerated missing sentences}  
 Level of the missing information: {label definition}

On a scale of 0-100 how will you score machine response using the feedback and level of missing information stated above? Use the rubric below for scoring:

1. if the answer is complete, give 100 points
2. if the answer is missing one or more minor details then have deductions ranging from 5 to 30 points based on the severity of missing details
3. if the answer is missing a major facet of information, it results in a deduction of at least 40 points and more than 50 points are deducted if less than half of the correct information was given.
4. if the answer contains no correct information but only marginally relevant information from the article, 70 points are deducted
5. if the answer contains no correct information but the article clearly has information present, 100 points are deducted

What is the score? Give a number.

Figure 3: The proposed rescaling prompt for GPT-4. The rescaling prompt takes as input the aspect definition (eg: *completeness* is defined in the prompt above), a scoring scale (0-100), the task input (the article), human judgment (Likert rating, natural language explanation and missing sentences) and a scoring rubric.



1. Aspect definition: defines the aspect being evaluated (in our case, *completeness*)
2. Scoring scale: defines the numeric scale to which the human judgment needs to be mapped (0-100 for our task)
3. Task input: helps contextualize the natural language feedback (the article, in our case)
4. Human judgment: Likert rating and the natural language explanation (and when available, missing sentences)
5. Scoring rubric with deductions: anchors the scoring to be consistent

## 6 Evaluation

With our initial human annotation and methodology established, we now turn to evaluation. We first introduce a notion of *reference rescaling*: given a rubric, can expert annotators agree on how explanations from our dataset should be rescaled? We establish data and baselines for this evaluation, then turn to a comparing human and automatic rescaling in Section 7.

### 6.1 Reference Rescaling

In order to evaluate the ability of LLMs to faithfully rescale natural language explanations, we ask three experts to establish reference scores. We sample 145 instances, where each instance consists of a QA pair and a corresponding human judgment in the form of the Likert label, natural language explanation and missing sentences. The distribution of labels in this subset is: *complete*: 20, *missing minor*: 52, *missing major*: 53, *missing all*: 20. We sample more from *missing minor* and *missing major* labels since these categories have nuanced explanations, compared to *complete* or *missing all*, which occur at extreme ends of the scoring scale. Each expert was given the same rubric information as the rescaling prompt mentioned in Section 5. We refer to an average of the expert rescaled scores as *reference scores*, represented by  $R$ .

Using this, we can answer two questions. (1) Can humans consistently rescale if given the rubric (i.e. is our methodology sound)? (2) Can LLMs do this rescaling *automatically* in a manner similar to humans when given the same rubric?

### 6.2 Metrics

We determine how well our rescaling method does by comparing the rescaled values with references scores and also by comparing inter-annotator agreement before and after rescaling. We use Mean Absolute Error (MAE) and Kendall’s  $\tau$  correlation [Kendall \(1948\)](#).

Mean Absolute Error computes a difference between  $M(r_{ki}, e_{ki})$  and  $R(r_{ki}, e_{ki})$ , where  $M$  is a system (e.g., our proposed rescaling method),  $R$  refers to references scores (rescaling done by experts) and  $(r_{ki}, e_{ki})$  is the Likert rating and explanation for item  $x_k$  by annotator  $a_i$ .

Kendall’s  $\tau$  is based on pairwise score comparisons, and thus reflects a common ranking use case. We use Kendall’s  $\tau_b$ , which makes adjustments for ties. Using a method  $M$  (e.g., our proposed rescaling method), we compute correlations between the proposed and reference rescaled scores  $\tau(M(r_{ki}, e_{ki}), R(r_{ki}, e_{ki}))$ .

We also compute a ranking (with ties) of the data instances  $M(a_i)$  according to annotator  $a_i$ . We compute pairwise correlations between two annotators’ rankings  $\tau(M_{a_i}, M_{a_j})$ . We then compute an aggregate correlation across all pairs of annotators:

$$\frac{1}{\binom{|A|}{2}} \sum_{a_i, a_j \in A \times A, a_i \neq a_j} \tau(M_{a_i}, M_{a_j}),$$

where  $A$  is the set of annotators.

### 6.3 Baselines

We compare the proposed rescaling with four baselines that map human judgments to a numeric scale and calculate Kendall’s  $\tau$  and MAE against reference scores for each method.

STATIC rescaling maps the Likert ratings to a numeric scale by spacing them out at equal intervals, such that, *complete* maps to 100, *missing minor* is a 70, *missing major* is a 30 and *missing all* is 0. This mapping does not use any fine-grained information from the explanations.

AVG EBR rescaling leverages the explanations to come up with a mapping for the four Likert labels to a 0-100 scale. To find this mapping, we first use EBR to rescale human judgment in the dataset. We then average all numeric scores under each of the labels. This method allows us to incorporate explanations while keeping the original level of granularity. This also maps labels at a calibrated interval from each other instead of having them at equal intervals (as in the STATIC rescaling method). We get the following mapping for each label: *complete* – 100, *missing minor* – 78.6, *missing major* – 50.9, *missing all* – 0.0.

EBR W/O RUBRIC rescales using human judgment which includes Likert ratings and explanations to get a score **without** the aspect-specific scoring rubric. This method can theoretically map examples with any Likert rating anywhere in the 0-100 numeric scale.

MISSING SENTENCES HEURISTIC (MSH) uses the number of missing sentences marked by the annotator as a way to rescale the original annotation. In this method, a deduction of 16 points is made for each sentence that is marked as missing; this value was set to minimize MAE. This scoring baseline is solely dependent on the number of missing sentences and does not incorporate any natural language explanations for evaluation.

## 7 Results

In this section we show the effectiveness of our approach by comparing LLM rescaling against reference scores. We also explore how the rescaling influences inter-annotator agreement.

### 7.1 Rescaling Results

**Are humans able to do the proposed rescaling consistently?** To establish if humans can do the proposed rescaling we look at Kendall’s  $\tau$  and MAE between pairs of experts as reported in Table 2. Correlation is high and MAE is low when considering all labels. We also specifically look at *missing minor* and *missing major* labels; making distinctions within these requires the most nuance. Given the granularity of the proposed scoring scale (0-100) for our method, we see experts showing high correlation and low MAE for *missing minor*. However, for *missing major*, even though scores show low agreement we still see positive correlation on a granular scale. In Figure 4(a) we observe that one of the experts had higher spread of scores in *missing major* as compared to the other two, highlighting subjectivity in explanations and underscoring the complexity of this task. Table 10 in the Appendix shows examples of explanations given for the *missing major* label category.

**Does prompting GPT-4 with the rubric recover the rescaled values from humans?** Table 3 shows how our proposed rescaling using GPT-4 compares to reference scores (on 145 instances mentioned in Section 6.1). We look at Kendall’s  $\tau$  and MAE between reference scores (average of expert rescaled scores) and EBR scores. We also compare EBR with the baseline methods defined in Section 6.3. Again, we specifically look at *missing minor* and *missing major* label categories, since they are the main source of subjectivity and have more nuanced explanations.

Our approach consistently outperforms all other methods in terms of achieving the lowest MAE, indicating its ability to faithfully capture subtle nuances in human explanations when compared to alternative rescaling techniques.

		Missing Minor	Missing Major	Overall
$\tau$	(1,2)	0.62 <sup>†</sup>	0.25 <sup>†</sup>	0.82 <sup>†</sup>
	(2,3)	0.53 <sup>†</sup>	0.19	0.81 <sup>†</sup>
	(1,3)	0.51 <sup>†</sup>	0.16	0.78 <sup>†</sup>
MAE	(1,2)	4.04	20.19	8.86
	(2,3)	5.77	13.02	6.93
	(1,3)	6.15	21.89	10.28

Overall correlation is consistently high across all methods. However, Table 2: Kendall’s  $\tau$  and MAE for expert rescaled scores. <sup>†</sup>: Statistically significant  $\tau$  value with  $p < 0.05$ .

since this includes all labels, the *complete* and *missing all* categories can distort the overall metric. We instead choose to focus on *missing minor* and *missing major* specifically, looking at the correlation within these more subjective labels. Notably, with our proposed method both correlation values, i.e., 0.45 for *missing minor* and 0.20 for *missing major* are similar to the correlation values observed among experts, as shown in Table 2.

While MSH gets a higher correlation value than our baselines it also leads to a high MAE, even though this is the criterion it was optimized for. Note that STATIC and AVG EBR do not produce rankings within these categories, and therefore are not evaluated in this setting.

**How important is the rubric?** Table 3 shows the usefulness of the rubric. EBR with rubric consistently achieves lower MAE and higher correlation, across all labels and for *missing minor* and *missing major*.

In Figure 4(b), we also look at the distribution of EBR W/ RUBRIC scores and EBR W/O RUBRIC scores within each label category against reference scores. EBR W/ RUBRIC scores fall into label order without any explicit constraint. EBR W/O RUBRIC is more spread out and scores within a category cross boundaries with those of other label categories. Note that this is not necessarily wrong, but we view it as an indicator that the scores are less calibrated when no rubric is given.

	Missing Minor		Missing Major		Overall	
	$\tau \uparrow$	MAE $\downarrow$	$\tau \uparrow$	MAE $\downarrow$	$\tau \uparrow$	MAE $\downarrow$
Without Rubric						
Static	-	15.1	-	12.8	0.85 <sup>†</sup>	10.1
MSH	0.49 <sup>†</sup>	12.5	0.35 <sup>†</sup>	25.4	0.42 <sup>†</sup>	24.2
Avg EBR	-	15.3	-	16.4	0.85 <sup>†</sup>	18.6
EBR	0.05	15.6	0.06	19.8	0.69 <sup>†</sup>	12.9
With Rubric						
Avg EBR	-	8.7	-	14.1	0.85 <sup>†</sup>	8.4
EBR (ours)	0.45 <sup>†</sup>	7.9	0.20	14.4	0.83 <sup>†</sup>	8.1

Table 3: Comparison of the proposed rescaling against reference scores using Kendall’s  $\tau$  correlation and Mean Absolute Error. Reference scores are an average of three expert scores. EBR is the proposed method. <sup>†</sup>: Statistically significant  $\tau$  value with  $p < 0.05$

### 7.2 Annotator Alignment

Our proposed method transforms human judgment to a 0-100 scale, offering a finer level of granularity compared to the original four-category Likert scale used for coarse labeling. In this section, we investigate how going more fine-grained affects inter-annotator agreement.

**How does rescaling affect annotator alignment?** To understand how mapping to a fine-grained scale changes annotator correlation, we look at the average of pairwise Kendall’s  $\tau$  (as described in Section 6.2) for INQUISITIVE-BROAD.

Table 4 shows that our method is able to rescale human judgment to a much more fine-grained scale without impacting agreement i.e. we are able to go more granular in our scoring without impacting the inter-annotator correlation.

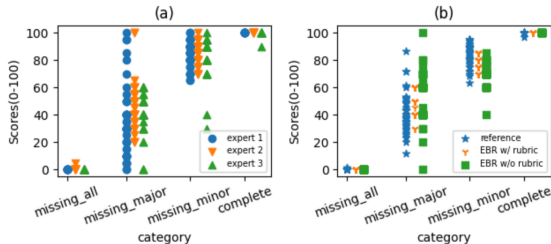


Figure 4: (a) shows the distribution of scores by the three experts. (b) shows the distribution of scores using EBR W/ RUBRIC and EBR W/O RUBRIC against an average of the three expert scores (reference scores). EBR W/O RUBRIC is more scattered whereas the rubric causes the categories to track experts 2 and 3 more closely.

We take a closer look at a pair of annotators in Figure 9. It shows the distribution of labels (pre-rescaling) and scores (post-rescaling). For this pair there is no change in the agreement post-rescaling. Looking at an example of their annotations from the dataset, we see that they agree on the category label but identify different factors in their explanations. Our



proposed method assigns different scores to each human judgment and is able to reflect this difference.

**How does rescaling impact subjectivity?** We emphasize that our goal is not to “smooth out” subjectivity in the annotation. Rather, taking natural language explanations into account produces more calibrated and nuanced view that *preserves* inherent subjectivity while aligning differences between annotators when they actually agree.

Tables 11 and Tables 12 in Appendix G show examples of human judgments, which includes category label, explanation and missing sentences for two different questions. These show different styles of explanations, but with an overlap in missing information.

Variation	$\tau$
Original Labels	0.33
EBR without rubric	0.32
EBR (ours)	0.32

Table 4: Average pairwise Kendall’s  $\tau$  for INQUISITIVE-BROAD. We look at how rescaling influences pairwise correlation with and without the rubric.

## 8 Related Work

**LLMs for evaluation and annotation** Kocmi & Federmann (2023) present a scoring mechanism for machine translation that we take inspiration from in this work. Other work has investigated giving prompts directly to LLMs instead of to annotators Chiang & Lee (2023); Wang et al. (2023a); Chen et al. (2023b). Similarly, He et al. (2023); Gilardi et al. (2023); Törnberg (2023); Zhu et al. (2023) showed that GPT-4 can outperform average crowd workers in several annotation tasks including BoolQ (Clark et al., 2019), Twitter content moderation (Alizadeh et al., 2022), sentiment analysis (Rosenthal et al., 2017), and more. Wang et al. (2022b) showed that GPT-3.5 can generate near expert-human instructions to align LLMs’ behavior to instructions. Previous work has also explored the use of a defined criteria for model-based fine-grained error localization and rationale generation Kim et al. (2023); Jiang et al. (2023). Our work assumes that some tasks on the frontiers of LLM capabilities will always need human judgments; our procedure aims to augment and improve the capabilities of the group of crowdworkers.

**Building consensus among annotators** Another method for rescaling annotations is the *calibrated sigma* method Weijters et al. (2016). However, this method does not change the ranking of examples, only rescales their scores for each annotator while preserving the ranking. We therefore do not compare to it here. Another line of work Hovy et al. (2013); Gordon et al. (2021) focuses on modeling annotators to build better consensus judgments, but does not address aligning pairs of annotators. Finally, Ethayarajh & Jurafsky (2022) present a new protocol for NLG evaluation in which annotators give judgments in the form of probabilities over sets. This work also demonstrates the flaws in Likert judgments and pursues an approach to improving them orthogonal to ours.

**Natural language explanations** Natural language explanations (NLE) have been shown to be effective in improving model performance when used as additional features (Wu & Mooney, 2019; Murty et al., 2020; Liang et al., 2020), explaining model decisions (Camburu et al., 2018; Narang et al., 2020; Hase et al., 2020), boosting the performance of in-context learning of LLMs on a variety of reasoning tasks (Nye et al., 2021; Wei et al., 2022; Lampinen et al., 2022). Prior work also demonstrated that natural language explanations help us holistically understand annotator perspectives in complex tasks Ferracane et al. (2021); Goyal et al. (2022a), improve annotation quality Alonso (2013) and aid adjudication Filighera et al. (2022). Our work uses a similar idea but focuses on rescaling human annotation specifically, which is not a task addressed in this prior work.

## 9 Conclusion

In this work, we showed that LLMs can be used to rescale annotator judgments. We feed an annotator’s label and explanation of that label into GPT-4 to produce a rubric-grounded

score from 0-100. On a new dataset we collect of document-grounded questions answered by LLMs, we show that rescaled annotations align well with reference rescaled values produced by expert annotators. Overall annotator correlation does not change, but we show that our rescaling method is able to capture fine-grained nuances of the judgments, teasing apart subjectivity and scale use differences.

## Ethics Statement

Our work aims to broaden the role of human annotation in LLM development. By leveraging explanations of labels, we hope to use annotation in a more nuanced way and enable more effective human feedback. While this work focused on a document-grounded question answering setting, we envision that this can be useful for RLHF settings. Stronger feedback mechanisms like the one our work provides can lead to better aligned LLM systems and enable a wider range of (potentially less trained) annotators to steer this new technology.

## References

- Meysam Alizadeh, Fabrizio Gilardi, Emma Hoes, K Jonathan Klüser, Mael Kubli, and Nahema Marchal. Content moderation as a political issue: The twitter discourse around trump’s ban. *Journal of Quantitative Description: Digital Media*, 2, 2022.
- Omar Alonso. Implementing crowdsourcing-based relevance experimentation: an industrial perspective. *Information retrieval*, 16(2):101–120, 2013.
- Valerio Basile, Michael Fell, Tommaso Fornaciari, Dirk Hovy, Silviu Paun, Barbara Plank, Massimo Poesio, Alexandra Uma, et al. We need to consider disagreement in evaluation. In *Proceedings of the 1st workshop on benchmarking: past, present and future*, pp. 15–21, 2021.
- Tom Brown, Benjamin Mann, Nick Ryder, Melanie Subbiah, Jared D Kaplan, Prafulla Dhariwal, Arvind Neelakantan, Pranav Shyam, Girish Sastry, Amanda Askell, Sandhini Agarwal, Ariel Herbert-Voss, Gretchen Krueger, Tom Henighan, Rewon Child, Aditya Ramesh, Daniel Ziegler, Jeffrey Wu, Clemens Winter, Chris Hesse, Mark Chen, Eric Sigler, Mateusz Litwin, Scott Gray, Benjamin Chess, Jack Clark, Christopher Berner, Sam McCandlish, Alec Radford, Ilya Sutskever, and Dario Amodei. Language models are few-shot learners. In H. Larochelle, M. Ranzato, R. Hadsell, M.F. Balcan, and H. Lin (eds.), *Advances in Neural Information Processing Systems*, volume 33, pp. 1877–1901. Curran Associates, Inc., 2020. URL <https://proceedings.neurips.cc/paper/2020/file/1457c0d6bfc4967418bfb8ac142f64a-Paper.pdf>.
- Oana-Maria Camburu, Tim Rocktäschel, Thomas Lukasiewicz, and Phil Blunsom. e-snli: Natural language inference with natural language explanations. *Advances in Neural Information Processing Systems*, 31, 2018.
- Yapei Chang, Kyle Lo, Tanya Goyal, and Mohit Iyyer. Boookscore: A systematic exploration of book-length summarization in the era of llms. *ArXiv*, abs/2310.00785, 2023. URL <https://api.semanticscholar.org/CorpusID:263605928>.
- Jifan Chen, Grace Kim, Aniruddh Sriram, Greg Durrett, and Eunsol Choi. Complex claim verification with evidence retrieved in the wild. *arXiv preprint arXiv:2305.11859*, 2023a.
- Yi Chen, Rui Wang, Haiyun Jiang, Shuming Shi, and Ruifeng Xu. Exploring the Use of Large Language Models for Reference-Free Text Quality Evaluation: A Preliminary Empirical Study. *arXiv eprint arxiv:2304.00723*, 2023b.
- Cheng-Han Chiang and Hung-yi Lee. Can Large Language Models Be an Alternative to Human Evaluations? In *Proceedings of the 61st Annual Meeting of the Association for Computational Linguistics*, 2023.
- Christopher Clark, Kenton Lee, Ming-Wei Chang, Tom Kwiatkowski, Michael Collins, and Kristina Toutanova. BoolQ: Exploring the surprising difficulty of natural yes/no

- questions. In Jill Burstein, Christy Doran, and Thamar Solorio (eds.), *Proceedings of the 2019 Conference of the North American Chapter of the Association for Computational Linguistics: Human Language Technologies, Volume 1 (Long and Short Papers)*, pp. 2924–2936, Minneapolis, Minnesota, June 2019. Association for Computational Linguistics. doi: 10.18653/v1/N19-1300. URL <https://aclanthology.org/N19-1300>.
- A. P. Dawid and A. M. Skene. Maximum Likelihood Estimation of Observer Error-Rates Using the EM Algorithm. *Journal of the Royal Statistical Society. Series C (Applied Statistics)*, 28 (1):20–28, 1979. ISSN 00359254, 14679876. URL <http://www.jstor.org/stable/2346806>.
- Yao Dou, Maxwell Forbes, Rik Koncel-Kedziorski, Noah A. Smith, and Yejin Choi. Is GPT-3 text indistinguishable from human text? scarecrow: A framework for scrutinizing machine text. In Smaranda Muresan, Preslav Nakov, and Aline Villavicencio (eds.), *Proceedings of the 60th Annual Meeting of the Association for Computational Linguistics (Volume 1: Long Papers)*, pp. 7250–7274, Dublin, Ireland, May 2022. Association for Computational Linguistics. doi: 10.18653/v1/2022.acl-long.501. URL <https://aclanthology.org/2022.acl-long.501>.
- Kawin Ethayarajh and Dan Jurafsky. The authenticity gap in human evaluation. In *Proceedings of the 2022 Conference on Empirical Methods in Natural Language Processing*, pp. 6056–6070, Abu Dhabi, United Arab Emirates, December 2022. Association for Computational Linguistics. URL <https://aclanthology.org/2022.emnlp-main.406>.
- Angela Fan, Yacine Jernite, Ethan Perez, David Grangier, Jason Weston, and Michael Auli. ELI5: Long form question answering. *arXiv preprint arXiv:1907.09190*, 2019.
- Elisa Ferracane, Greg Durrett, Junyi Jessy Li, and Katrin Erk. Did they answer? subjective acts and intents in conversational discourse. In *Proceedings of the 2021 Conference of the North American Chapter of the Association for Computational Linguistics: Human Language Technologies*, pp. 1626–1644, 2021.
- Anna Filighera, Siddharth Parihar, Tim Steuer, Tobias Meuser, and Sebastian Ochs. Your answer is incorrect... would you like to know why? introducing a bilingual short answer feedback dataset. In *Proceedings of the 60th Annual Meeting of the Association for Computational Linguistics (Volume 1: Long Papers)*, pp. 8577–8591, 2022.
- Fabrizio Gilardi, Meysam Alizadeh, and Maël Kubli. ChatGPT outperforms crowd-workers for text-annotation tasks. *arXiv preprint arXiv:2303.15056*, 2023.
- Mitchell L. Gordon, Kaitlyn Zhou, Kayur Patel, Tatsunori Hashimoto, and Michael S. Bernstein. The Disagreement Deconvolution: Bringing Machine Learning Performance Metrics In Line With Reality. In *Proceedings of the 2021 CHI Conference on Human Factors in Computing Systems, CHI '21*, New York, NY, USA, 2021. Association for Computing Machinery. ISBN 9781450380966. doi: 10.1145/3411764.3445423. URL <https://doi.org/10.1145/3411764.3445423>.
- Tanya Goyal, Junyi Jessy Li, and Greg Durrett. News Summarization and Evaluation in the Era of GPT-3. *arXiv*, 2022a. URL <https://arxiv.org/abs/2209.12356>.
- Tanya Goyal, Junyi Jessy Li, and Greg Durrett. SNaC: Coherence error detection for narrative summarization. In *Proceedings of the 2022 Conference on Empirical Methods in Natural Language Processing*, pp. 444–463, Abu Dhabi, United Arab Emirates, December 2022b. Association for Computational Linguistics. URL <https://aclanthology.org/2022.emnlp-main.29>.
- Peter Hase, Shiyue Zhang, Harry Xie, and Mohit Bansal. Leakage-adjusted simulatability: Can models generate non-trivial explanations of their behavior in natural language? In Trevor Cohn, Yulan He, and Yang Liu (eds.), *Findings of the Association for Computational Linguistics: EMNLP 2020*, pp. 4351–4367, Online, November 2020. Association for Computational Linguistics. doi: 10.18653/v1/2020.findings-emnlp.390. URL <https://aclanthology.org/2020.findings-emnlp.390>.

- Xingwei He, Zhenghao Lin, Yeyun Gong, A Jin, Hang Zhang, Chen Lin, Jian Jiao, Siu Ming Yiu, Nan Duan, Weizhu Chen, et al. AnnoLLM: Making Large Language Models to Be Better Crowdsourced Annotators. *arXiv preprint arXiv:2303.16854*, 2023.
- Dirk Hovy, Taylor Berg-Kirkpatrick, Ashish Vaswani, and Eduard Hovy. Learning whom to trust with MACE. In Lucy Vanderwende, Hal Daumé III, and Katrin Kirchhoff (eds.), *Proceedings of the 2013 Conference of the North American Chapter of the Association for Computational Linguistics: Human Language Technologies*, pp. 1120–1130, Atlanta, Georgia, June 2013. Association for Computational Linguistics. URL <https://aclanthology.org/N13-1132>.
- Dongfu Jiang, Yishan Li, Ge Zhang, Wenhao Huang, Yuchen Lin, and Wenhua Chen. TIGER-Score: Towards Building Explainable Metric for All Text Generation Tasks. *arXiv preprint arXiv:2310.00752*, 2023.
- Maurice George Kendall. Rank correlation methods. 1948.
- Tae Soo Kim, Yoonjoo Lee, Jamin Shin, Young-Ho Kim, and Juho Kim. EvalLM: Interactive Evaluation of Large Language Model Prompts on User-Defined Criteria. *arXiv preprint arXiv:2309.13633*, 2023.
- Wei-Jen Ko, Te-yuan Chen, Yiyan Huang, Greg Durrett, and Junyi Jessy Li. Inquisitive question generation for high level text comprehension. In Bonnie Webber, Trevor Cohn, Yulan He, and Yang Liu (eds.), *Proceedings of the 2020 Conference on Empirical Methods in Natural Language Processing (EMNLP)*, pp. 6544–6555, Online, November 2020. Association for Computational Linguistics. doi: 10.18653/v1/2020.emnlp-main.530. URL <https://aclanthology.org/2020.emnlp-main.530>.
- Tom Kocmi and Christian Federmann. Large language models are state-of-the-art evaluators of translation quality. In Mary Nurminen, Judith Brenner, Maarit Koponen, Sirkku Latomaa, Mikhail Mikhailov, Frederike Schierl, Tharindu Ranasinghe, Eva Vanmassenhove, Sergi Alvarez Vidal, Nora Aranberri, Mara Nunziatini, Carla Parra Escartín, Mikel Forcada, Maja Popovic, Carolina Scarton, and Helena Moniz (eds.), *Proceedings of the 24th Annual Conference of the European Association for Machine Translation*, pp. 193–203, Tampere, Finland, June 2023. European Association for Machine Translation. URL <https://aclanthology.org/2023.eamt-1.19>.
- Andrew Lampinen, Ishita Dasgupta, Stephanie Chan, Kory Mathewson, Mh Tessler, Antonia Creswell, James McClelland, Jane Wang, and Felix Hill. Can language models learn from explanations in context? In *Findings of the Association for Computational Linguistics: EMNLP 2022*, pp. 537–563, Abu Dhabi, United Arab Emirates, December 2022. Association for Computational Linguistics. URL <https://aclanthology.org/2022.findings-emnlp.38>.
- Weixin Liang, James Zou, and Zhou Yu. ALICE: Active learning with contrastive natural language explanations. In Bonnie Webber, Trevor Cohn, Yulan He, and Yang Liu (eds.), *Proceedings of the 2020 Conference on Empirical Methods in Natural Language Processing (EMNLP)*, pp. 4380–4391, Online, November 2020. Association for Computational Linguistics. doi: 10.18653/v1/2020.emnlp-main.355. URL <https://aclanthology.org/2020.emnlp-main.355>.
- Nelson F. Liu, Tianyi Zhang, and Percy Liang. Evaluating Verifiability in Generative Search Engines. *arXiv preprint arxiv:2304.09848*, 2023.
- Shikhar Murty, Pang Wei Koh, and Percy Liang. ExpBERT: Representation engineering with natural language explanations. In Dan Jurafsky, Joyce Chai, Natalie Schluter, and Joel Tetreault (eds.), *Proceedings of the 58th Annual Meeting of the Association for Computational Linguistics*, pp. 2106–2113, Online, July 2020. Association for Computational Linguistics. doi: 10.18653/v1/2020.acl-main.190. URL <https://aclanthology.org/2020.acl-main.190>.
- Sharan Narang, Colin Raffel, Katherine Lee, Adam Roberts, Noah Fiedel, and Karishma Malkan. WT5?! Training Text-to-Text Models to Explain their Predictions. *arXiv preprint arXiv:2004.14546*, 2020.



- An Nguyen, Matthew Halpern, Byron Wallace, and Matthew Lease. Probabilistic modeling for crowdsourcing partially-subjective ratings. *Proceedings of the AAAI Conference on Human Computation and Crowdsourcing*, 4(1):149–158, Sep. 2016. doi: 10.1609/hcomp.v4i1.13274. URL <https://ojs.aaai.org/index.php/HCOMP/article/view/13274>.
- Maxwell Nye, Anders Johan Andreassen, Guy Gur-Ari, Henryk Michalewski, Jacob Austin, David Bieber, David Dohan, Aitor Lewkowycz, Maarten Bosma, David Luan, et al. Show your work: Scratchpads for intermediate computation with language models. *arXiv preprint arXiv:2112.00114*, 2021.
- Long Ouyang, Jeff Wu, Xu Jiang, Diogo Almeida, Carroll L. Wainwright, Pamela Mishkin, Chong Zhang, Sandhini Agarwal, Katarina Slama, Alex Ray, John Schulman, Jacob Hilton, Fraser Kelton, Luke Miller, Maddie Simens, Amanda Askell, Peter Welinder, Paul Christiano, Jan Leike, and Ryan Lowe. Training language models to follow instructions with human feedback. *arXiv*, 2022. URL <https://arxiv.org/abs/2203.02155>.
- Barbara Plank. The “problem” of human label variation: On ground truth in data, modeling and evaluation. In *Proceedings of the 2022 Conference on Empirical Methods in Natural Language Processing*, pp. 10671–10682, Abu Dhabi, United Arab Emirates, December 2022. Association for Computational Linguistics. URL <https://aclanthology.org/2022.emnlp-main.731>.
- Sara Rosenthal, Noura Farra, and Preslav Nakov. SemEval-2017 task 4: Sentiment analysis in Twitter. In Steven Bethard, Marine Carpuat, Marianna Apidianaki, Saif M. Mohammad, Daniel Cer, and David Jurgens (eds.), *Proceedings of the 11th International Workshop on Semantic Evaluation (SemEval-2017)*, pp. 502–518, Vancouver, Canada, August 2017. Association for Computational Linguistics. doi: 10.18653/v1/S17-2088. URL <https://aclanthology.org/S17-2088>.
- William Saunders, Catherine Yeh, Jeff Wu, Steven Bills, Long Ouyang, Jonathan Ward, and Jan Leike. Self-critiquing models for assisting human evaluators. *arXiv eprint arxiv:2206.05802*, 2022.
- Padhraic Smyth, Usama Fayyad, Michael Burl, Pietro Perona, and Pierre Baldi. Inferring Ground Truth from Subjective Labelling of Venus Images. In *Proceedings of the 7th International Conference on Neural Information Processing Systems, NIPS’94*, pp. 1085–1092, Cambridge, MA, USA, 1994. MIT Press.
- Petter Törnberg. ChatGPT-4 Outperforms Experts and Crowd Workers in Annotating Political Twitter Messages with Zero-Shot Learning. *arXiv preprint arXiv:2304.06588*, 2023.
- Alexandra Uma, Tommaso Fornaciari, Anca Dumitrache, Tristan Miller, Jon Chamberlain, Barbara Plank, Edwin Simpson, and Massimo Poesio. Semeval-2021 task 12: Learning with disagreements. In *Proceedings of the 15th International Workshop on Semantic Evaluation (SemEval-2021)*, pp. 338–347, 2021.
- Alex Wang, Richard Yuanzhe Pang, Angelica Chen, Jason Phang, and Samuel R. Bowman. SQuALITY: Building a Long-Document Summarization Dataset the Hard Way. *arXiv eprint arxiv:2205.11465*, 2022a.
- Jiaan Wang, Yunlong Liang, Fandong Meng, Zengkui Sun, Haoxiang Shi, Zhixu Li, Jinan Xu, Jianfeng Qu, and Jie Zhou. Is ChatGPT a Good NLG Evaluator? A Preliminary Study. *arXiv eprint arxiv:2303.04048*, 2023a.
- Lucy Lu Wang, Yulia Otmakhova, Jay DeYoung, Thinh Hung Truong, Bailey Kuehl, Erin Bransom, and Byron Wallace. Automated metrics for medical multi-document summarization disagree with human evaluations. In Anna Rogers, Jordan Boyd-Graber, and Naoaki Okazaki (eds.), *Proceedings of the 61st Annual Meeting of the Association for Computational Linguistics (Volume 1: Long Papers)*, pp. 9871–9889, Toronto, Canada, July 2023b. Association for Computational Linguistics. doi: 10.18653/v1/2023.acl-long.549. URL <https://aclanthology.org/2023.acl-long.549>.



- Yizhong Wang, Yeganeh Kordi, Swaroop Mishra, Alisa Liu, Noah A Smith, Daniel Khashabi, and Hannaneh Hajishirzi. Self-Instruct: Aligning Language Model with Self Generated Instructions. *arXiv preprint arXiv:2212.10560*, 2022b.
- Jason Wei, Xuezhi Wang, Dale Schuurmans, Maarten Bosma, Fei Xia, Ed H Chi, Quoc V Le, Denny Zhou, et al. Chain-of-thought prompting elicits reasoning in large language models. In *Advances in Neural Information Processing Systems*, 2022.
- Bert Weijters, Hans Baumgartner, and Maggie Geuens. The calibrated sigma method: An efficient remedy for between-group differences in response category use on likert scales. *International Journal of Research in Marketing*, 33(4):944–960, 2016.
- Sarah Wiegrefe and Ana Marasovic. Teach me to explain: A review of datasets for explainable natural language processing. In *Thirty-fifth Conference on Neural Information Processing Systems Datasets and Benchmarks Track (Round 1)*, 2021. URL <https://openreview.net/forum?id=ogNcxJn32BZ>.
- Jialin Wu and Raymond Mooney. Faithful multimodal explanation for visual question answering. In Tal Linzen, Grzegorz Chrupala, Yonatan Belinkov, and Dieuwke Hupkes (eds.), *Proceedings of the 2019 ACL Workshop BlackboxNLP: Analyzing and Interpreting Neural Networks for NLP*, pp. 103–112, Florence, Italy, August 2019. Association for Computational Linguistics. doi: 10.18653/v1/W19-4812. URL <https://aclanthology.org/W19-4812>.
- Fangyuan Xu, Yixiao Song, Mohit Iyyer, and Eunsol Choi. A critical evaluation of evaluations for long-form question answering. In Anna Rogers, Jordan Boyd-Graber, and Naoaki Okazaki (eds.), *Proceedings of the 61st Annual Meeting of the Association for Computational Linguistics (Volume 1: Long Papers)*, pp. 3225–3245, Toronto, Canada, July 2023. Association for Computational Linguistics. doi: 10.18653/v1/2023.acl-long.181. URL <https://aclanthology.org/2023.acl-long.181>.
- Hongli Zhan, Desmond C Ong, and Junyi Jessy Li. Evaluating subjective cognitive appraisals of emotions from large language models. *arXiv preprint arXiv:2310.14389*, 2023.
- Tianyi Zhang, Faisal Ladhak, Esin Durmus, Percy Liang, Kathleen McKeown, and Tatsunori B. Hashimoto. Benchmarking large language models for news summarization. *arXiv eprint arxiv:2301.13848*, 2023.
- Yiming Zhu, Peixian Zhang, Ehsan-Ul Haq, Pan Hui, and Gareth Tyson. Can ChatGPT Reproduce Human-Generated Labels? A Study of Social Computing Tasks. *arXiv preprint arXiv:2304.10145*, 2023.

## A Data Collection

### A.1 Question Dataset

Table 5 shows statistics about INQUISITIVE-BROAD.

### A.2 Dataset Examples

Figure 5 shows examples of articles, questions, system responses along with human annotations (ratings and explanations) for two articles from the INQUISITIVE-BROAD dataset.

Property	INQUISITIVE	EXTENDED SET	Overall
num articles	58	20	78
avg sents/article	37.1	34.6	36.2
num questions	358	231	589
avg toks/question	8.3	10.8	9.2
num of annotations	7058	5592	12650

Table 5: Dataset properties for two splits (questions taken from INQUISITIVE and our extended set) in INQUISITIVE-BROAD.

**Article:** Touting her billionaire family's legacy of populism and massive election victories, Thailand's Paetongtarn Shinawatra is emerging as the candidate to beat in coming polls, betting that nostalgia can win millions of working class votes. Paetongtarn, 36, is campaigning hard in the vote-rich rich stronghold of the Thaksin political juggernaut. Her father Thaksin swept to power in unprecedented landslide. Political neophyte Paetongtarn is promising Pheu Thai will complete unfinished business from three stints in office since 2001, all of which were cut short by court rulings and military coups that it says were orchestrated by Thailand's conservative establishment. "We managed to fix everything in the first year but then four years later we were ousted by a coup, so there are things that we have not achieved," Paetongtarn said in her first formal interview with foreign media ahead of the election, expected in May. "So we go on each stage to tell people how our policies can change their lives. And only through stable politics can people's lives change in a sustainable manner," she said, while campaigning in the northeast. Thaksin and Yingluck were toppled by the army in 2006 and 2014, respectively, despite overseeing much economic growth. Both live in self-imposed exile to avoid prison convictions their allies say were designed to prevent their political comebacks. The baton has passed to Paetongtarn, Thaksin's youngest daughter, who is using the same playbook in offering minimum wage increases, utilities subsidies, and long-promised high-speed rail systems and infrastructure to manage floods and droughts. Pheu Thai's slogan is "Think Big, Act Smart", taking aim at incremental reforms by the military-backed governments of Prime Minister Prayuth Chanocha since he seized power in 2014. "The picture has to be big and we must be able to address long-standing problems that festered. These must be completely dealt with," Paetongtarn said. Though yet to be named as Pheu Thai's prime ministerial candidate, Paetongtarn is far ahead in the opinion polls, with twice the support of Prayuth. Pheu Thai is expected to win most votes, but could struggle to lead a government given the military's influence over an appointed Senate, which together with the elected lower house chooses the prime minister. Paetongtarn said she consults regularly and remains close with her father, who lives mainly in Dubai. His chief worry, she said, was her campaigning while nearly seven months pregnant. "But I'm OK," she said. "This is my second pregnancy. I am aware of myself. I won't go too hard." Despite their electoral popularity, the Shinawatras are loathed in Thailand as much as they are loved. They have long been accused by opponents of cronyism to enrich business friends and of buying off the poor with wasteful populist policies. The Shinawatras deny the charges. Thailand's election is shaping up to be another grudge match between warring elites in Southeast Asia's second-biggest economy. Paetongtarn said she remains concerned about the impact of the country's intractable power struggle involving her family, including coups, which she said makes Thailand "go backwards". "It also makes the world see our country in a different light. They don't want to trade with us. It reduces the opportunities for everyone," she said. "Our country has been frozen for so long. So a coup should not take place again. The country must progress and people deserve to have better livelihoods."

	Annotator 1	Annotator 2
<b>Question:</b> How are foreign powers reacting to the election? <b>Davinci:</b> The US and EU are trying to influence the election.	<b>Label:</b> Missing All <b>Explanation:</b> The article doesn't say what other countries are feeling about the election. And it certainly doesn't say the US and EU are trying to influence the election.	<b>Label:</b> Missing All <b>Explanation:</b> There is no answer available in the text, and this was clearly either made up or taken from an external source
<b>Question:</b> How are foreign powers reacting to the election? <b>Davinci-003:</b> Foreign powers have been cautious in their reactions to the upcoming election in Thailand. They are concerned about the country's intractable power struggle and the potential for further coups, which could have a negative impact on trade and other opportunities.	<b>Label:</b> Complete <b>Explanation:</b> The answer is correct and complete.	<b>Label:</b> Missing Minor <b>Explanation:</b> The answer fits with the overall theme of the article, but it attributes Paetongtarn Shinawatra's concerns to foreign investors
<b>Question:</b> How are foreign powers reacting to the election? <b>GPT-4:</b> The article does not provide information on how foreign powers are reacting to the upcoming election in Thailand.	<b>Label:</b> Complete <b>Explanation:</b> The answer is correct and complete.	<b>Label:</b> Complete <b>Explanation:</b> The question asks for outside information

**Article:** CAIRO - A night of largely peaceful protests ended early Monday in a bloody clash between Muslim Brotherhood supporters and Egyptian soldiers, according to the Brotherhood and Egyptian media. Muslim Brotherhood officials, who are supporting ousted Islamist President Mohamed Morsi, said security forces raided their encampment outside the Republican Guard compound with tear gas and gunfire about 4 a.m. Supporters of Morsi have camped there for days demanding the release of the former leader, who has been under arrest since a military coup last week. Casualty figures were not immediately available, but Muslim Brotherhood officials said many people were killed and hundreds wounded. They called upon their supporters to donate blood and rush to the Nour district of Cairo to assist the victims. "Bloodbath!" tweeted Muslim Brotherhood spokesman Gehad Haddad. Egyptian television showed chaotic scenes of bloodied, unconscious protesters lying in makeshift triage facilities. They also showed images of more than a dozen bodies lying under sheets and Egyptian flags. In an interview with Al-Jazeera television, Haddad said Egypt had returned to a full-fledged police state in just five days. Hours earlier, Egypt's new interim leadership had narrowed in on a compromise candidate to serve as the next prime minister. The state-run Al-Arabiya website and other Egyptian media reported that the new front-runner is Ziad Bahaa El-Din, a founding member of the Egyptian Social Democratic Party. El-Din is an attorney and former parliament member who previously served as an economic adviser, financial regulator and head of Egypt's General Authority for Investment under the government of deposed President Hosni Mubarak. El-Din is seen as a less divisive choice than secular opposition leader Mohamed ElBaradei, whose nomination was abruptly blocked a day earlier. Under the latest scenario, ElBaradei would become vice president, Al-Arabiya reported. El-Din and interim government officials cautioned that no final decision has been made. The debate over the prime minister marked the first standoff within the unlikely coalition of divergent opposition parties that came together last week to support the military's toppling of Morsi. The military and interim President Adly Mansour had hoped the swift appointment of a prime minister would send a message of stability and confidence to both Egyptians and the international community. Instead, the fumbling raised fresh doubts about Egypt's political future. Though viewed as a liberal, El-Din is seen as someone who will focus on improving Egypt's sagging economy and reforming corrupt government institutions. He has been an outspoken police critic and blamed Morsi for failing to adopt a more inclusive approach during his year in office. Liberal youth activists, led by the Rebel movement that helped organize the mass protests that ousted Morsi, pushed hard for ElBaradei, a Nobel Peace Prize laureate and former head of the International Atomic Energy Agency. Mansour seemed set to appoint ElBaradei, and a swearing-in was scheduled. But late Saturday the government abruptly backtracked after the ultra-religious Nour Party ejected him as too liberal and divisive, threatening to quit the interim coalition if ElBaradei got the job. On Sunday, throngs of Egyptians from both sides had voiced their views in mass protests - largely peaceful until the early morning violence. In the Nour neighborhood, speakers denounced last week's coup as illegitimate and called on mid-level army officers to revolt against top generals who pushed Morsi out. "We will stay here for as long as it takes and peacefully pressure the army to reinstate Morsi," said Gamal Ragab, 41. And in Tahrir Square, the number of anti-Morsi demonstrators surged into the tens of thousands early Sunday evening. "We want to build the democracy we dreamed of in 2011, not a religious state where religion is used to divide the whole population and exclude anyone who doesn't share the Brotherhood's ideology," said Samira Kamel, 21, a Cairo student. "We want to show the world that this is a popular revolution, not a coup."

	Annotator 1	Annotator 2
<b>Question:</b> Does he have a lot of supporters? <b>Davinci:</b> Yes, he does.	<b>Label:</b> Missing Minor <b>Explanation:</b> The answer could have attempted to draw some information from the text	<b>Label:</b> Missing All <b>Explanation:</b> The article does not mention how many supporters Morsi has.
<b>Question:</b> Does he have a lot of supporters? <b>Davinci-003:</b> Yes, Muslim Brotherhood and officials said security forces raided their encampment outside the Republican Guard compound with tear gas and gunfire about 4 a.m., and there were tens of thousands of anti-Morsi demonstrators in Tahrir Square.	<b>Label:</b> Missing All <b>Explanation:</b> The answer tells of anti-Morsi demonstrators not pro-Morsi. There is no information on the numbers of Morsi supporters	<b>Label:</b> Missing Major <b>Explanation:</b> The answer focuses on the anti-Morsi side, though the text only mentions "throng" of protesters from both sides
<b>Question:</b> Does he have a lot of supporters? <b>GPT-4:</b> It is not clear exactly how many supporters Morsi has, but the article mentions that they camped outside of the Republican Guard compound for days demanding his release. The article also states that the number of anti-Morsi demonstrators surged into the tens of thousands.	<b>Label:</b> Complete <b>Explanation:</b> The answer is correct and complete.	<b>Label:</b> Complete <b>Explanation:</b> This answer fits with the article text

Figure 5: Example article, questions, system responses and annotations from INQUISITIVE-BROAD

### A.3 Answer Collection

We prompt three LLMs and also ask two human experts (one of the co-authors and a non-author linguistic student) to answer questions from INQUISITIVE-BROAD. The systems along with their properties are mentioned in Table 6. EXPERT human in the table refers to linguistic undergraduate students who have worked on a series of computational linguistics annotation projects for 1-2 years. One student is now a lead data annotator at a small NLP company. These annotators are experienced at following annotation guidelines and producing high-quality judgments. Sample prompts for each of the systems is given in Figure 8.

## B Human Evaluation of QA

### B.1 Annotation Task

We conducted four qualification rounds involving a group of 20 trusted and high-quality Turkers. These Turkers were required to meet specific criteria, including being located in the US, having a HIT approval rate of 98% or higher, and having completed more than 5000 approved HITs. They were assigned the task of annotating three documents, each containing five question-answer pairs. The label distribution varied across the documents. To ensure the Turkers understood and performed the task correctly, we manually re-

QA System	Property	Dataset Answered	Avg Answer Length (tokens)
Text-Davinci (davinci)	not instruct tuned	INQUISITIVE BROAD	27.65
Text-Davinci-003 (gpt-3.5-turbo)	instruct tuned	INQUISITIVE BROAD	48.61
GPT-4 (gpt-4)	instruct tuned + RLHF	INQUISITIVE BROAD	48.54
EXPERT human	-	INQUISITIVE EXTENDED	50.40

Table 6: Systems used to answer INQUISITIVE-BROAD.

**Basic Task Description**

Thank you for participating in this study!

The goal of this study is to **critique machine response to a question**. Your responses will be used to better understand existing AI systems and train systems to do the same kind of critiquing you are doing. No personal identifying information will be collected from your responses. You are free to exit the study at any time by closing your browser.

Imagine someone is reading a document and asks a question about a piece of information mentioned in the document. The machine tries to respond to this question using either information from the document itself or knowledge from elsewhere. You need to decide whether the machine's response is **correct** and **complete**.

Your task is to:

1. Read the document
2. Read the question and machine generated response
3. Critique the machine response by answering the following questions:
  - Is machine response correct? A machine response will be correct if the information in it is from the document and is relevant to answering the question
  - Is the machine response missing information from the document relevant to answering the question or is it complete? In this step we also ask you to gauge HOW much information is the response missing - little, a lot or all.
  - If the machine response is missing information, what sentences from the document is the response missing?
4. You also need to provide reasons for your response to the above questions.

Please note, if information needed to answer the question is not in the document, the machine might identify this and output "it is not stated", "we don't know". If it correctly identifies this, please mark it as correct and mention in the reason. If it incorrectly states that the information is not in the document then mark it as incorrect and mention in the response.

Figure 6: Screenshot of the task description visible to the annotators

The screenshot shows a document on the left with a highlighted sentence: "Obama noted that he had a connection to two of the victims." To the right, a question asks: "Obama noted that he had a connection to two of the victims." Below the question, the answer is: "The connection is that the teenager and his grandfather, who were shot in a parking lot behind the Jewish Community Center of Greater Kansas City, attended the United Methodist Church of the Resurrection. The church's pastor, Rev. Adam Hamilton, delivered the sermon at the prayer service at the National Cathedral marking Obama's second inauguration and attended last year's prayer breakfast at the White House." The interface includes checkboxes for "Is the information in the machine response correct?" (checked) and "Is the response missing information?" (unchecked). It also has a "Please give reasons for your choices:" text box.

Figure 7: Screenshot of the annotation interface visible to the annotators

viewed the annotations and explanations. This rigorous review process aimed to confirm the Turkers' comprehension and execution of the task.

Following the qualification rounds, we selected 8 highly qualified Turkers. Given the substantial scale of our evaluation study, we actively monitored the feedback section of the HIT. If any ambiguities or issues arose, the Turkers had the option to contact us. Additionally, we promptly reached out to the Turkers if they provided any general feedback on the task, aiming to address and clarify any concerns.

In order to maintain quality of annotations, we assigned only one document per HIT. On average, each document had 4-5 questions. We compensated the Turkers \$2 per HIT and gave them a 20% bonus after each batch. Each Turker got 2 hours to finish a HIT they accepted. We released batches of only 20 HITs every 12-24 hours. This aimed to prevent any decline in annotation quality that could potentially rise from prolonged or excessive workload.

Figure 7 shows a screenshot of the annotation interface visible to the annotators.

## B.2 Quality of the Explanations

In order to assess the quality of explanations we had a human expert (an independent judge not involved in this work) look at a sizable sample of explanations for each annotator in our dataset and mark if they find the explanations to be plausible. Specifically, the expert judge had access to the article and the QA instance, as well as the natural language explanation of the annotator;<sup>2</sup> the judge studies whether the explanations reflect sound underlying reasoning of the answer.

<sup>2</sup>The judge did not see annotators' Likert ratings on the QA instances, since we believed that would shift their focus to the more subjective question of whether the explanation justifies the rating.

The expert evaluated 630 explanations in total. For each annotator, we sampled roughly 80 explanations, equally split across each label. Overall, our expert judge agreed with 87% of the explanations finding the granularity of the missing information to be plausible. Table 7 presents percentage of explanations with which our judge agreed for each annotator.

Worker ID	0	1	2	3	4	5	6	7
% Quality agreement	87	90	94	81	93	86	94	74

Table 7: Human evaluation of explanations to gauge worker quality.

Some sources of disagreement in the remaining 13% were 1) instead of critiquing the answer, annotators wrote the “correct” answers instead; 2) politically contested topics that led to the reasoning in explanations not being supported by the document; 3) differences (between the judge and the annotator) in reading of the question and differences in inference from what was provided in the document.

### B.3 Variation in Labels

Table 8 shows distribution of labels for three annotators. We see variations in annotator behavior, where annotator 0 is a little more lenient compared to annotator 1 and 6.

## C Rubric Creation

An important component of our proposed rescaling prompt in Section 5 is the aspect specific scoring rubric which is designed post-annotation. To create the proposed rubric, authors of this paper examined 20 human annotations, which included explanations and Likert labels. They assigned point deductions by taking into account factors that surfaced only with annotator’s explanations after their annotation.

Worker ID	missing all	missing major	missing minor	complete
0	5%	8%	18%	69%
1	22%	10%	25%	43%
6	32%	5%	15%	48%

Table 8: Distribution of labels for three annotators for the INQUISITIVE question set with *davinci-003* answers. Worker 0 is more lenient whereas 1 and 6 are stricter.

For instance, explanations under the label *missing minor*, frequently highlighted the absence of certain names in the response or the omission of multiple small details. Likewise, within the label category labeled as *missing major*, explanations commonly emphasized the role of the absent information in completing the response. Some explanations explicitly stated that “the response is lacking half the information” along with references to the specific sentence numbers that were missing. This information at a granular level provided the authors with valuable insights into the variations in errors within each label category, which further helped refine point deductions for the final rubric.

## D Prompting Details

### D.1 Prompt Variants for rescaling human judgment

The following is a variation of the prompt without the scoring rubric:

*The main goal of your task is to score a machine generated response to a question. Scoring is on the “completeness” attribute. A complete answer will have all relevant information from the article required to answer the question and an incomplete answer won’t. However, you are not directly scoring the machine response, but instead using a given feedback and amount of missing information. The details are given below.*

*Article on which the question was asked: ‘article’*

*Based on the above article, the following question was asked: ‘question’*

*A machine responded with the following answer: ‘answer’*

**GPT3-davinci**

article: New YorkCNN — Watching LVII in person will be cheaper than last year’s game, but it will still cost you thousands of dollars. StubHub said that the average price customers are paying for a ticket Thursday was \$6,800. The cheapest seats to Sunday’s match up between the Philadelphia Eagles and Kansas City Chiefs are selling at about \$3,200 apiece. Overall prices for the big game in Glendale, Arizona are trending down with prices dropping each day. In fact, StubHub said that ticket prices have dropped more than 10% since the teams were decided on February 12. Attending this year’s game is costing fans substantially less than last year’s match up between the Cincinnati Bengals and Los Angeles Rams at LA’s SoFi Stadium. That’s to be expected, since the home team was playing in their own city and the country’s second-largest metropolitan area. Tickets were averaging nearly \$10,000 each, StubHub. SeatGeek another ticket selling website, shows ticket prices for Sunday’s game slowly declining and were averaging about \$6,500 on Thursday. The most expensive ticket on its website costs \$30,000 and is located near the field; the cheapest is \$4,200. At an average of \$445 per night, however, hotel prices in the Phoenix area will be relatively expensive, making it the second-highest level for a Super Bowl week, according to STR, a hospitality analytics firm that tracks prices. The most expensive Super Bowl was in 2016 in San Francisco when rooms averaged \$451 per night. In addition to the Super Bowl, the city is also hosting a PGA event that features golf’s biggest players, including Rory McIlroy and Jordan Spieth. Those two events on the same weekend puts the local hotel occupancy rate to 94%, the firm said. The normal rate for a hotel room is around \$160 per night, STR said.

After reading sentence: ‘New YorkCNN — Watching Super Bowl LVII in person will be cheaper than last year’s game’, a reader asked the following question.

Q: Why is the Super Bowl cheaper this year?

A:

**GPT3-davinci-003**

article: New YorkCNN — Watching LVII in person will be cheaper than last year’s game, but it will still cost you thousands of dollars. StubHub said that the average price customers are paying for a ticket Thursday was \$6,800. The cheapest seats to Sunday’s match up between the Philadelphia Eagles and Kansas City Chiefs are selling at about \$3,200 apiece. Overall prices for the big game in Glendale, Arizona are trending down with prices dropping each day. In fact, StubHub said that ticket prices have dropped more than 10% since the teams were decided on February 12. Attending this year’s game is costing fans substantially less than last year’s match up between the Cincinnati Bengals and Los Angeles Rams at LA’s SoFi Stadium. That’s to be expected, since the home team was playing in their own city and the country’s second-largest metropolitan area. Tickets were averaging nearly \$10,000 each, StubHub. SeatGeek another ticket selling website, shows ticket prices for Sunday’s game slowly declining and were averaging about \$6,500 on Thursday. The most expensive ticket on its website costs \$30,000 and is located near the field; the cheapest is \$4,200. At an average of \$445 per night, however, hotel prices in the Phoenix area will be relatively expensive, making it the second-highest level for a Super Bowl week, according to STR, a hospitality analytics firm that tracks prices. The most expensive Super Bowl was in 2016 in San Francisco when rooms averaged \$451 per night. In addition to the Super Bowl, the city is also hosting a PGA event that features golf’s biggest players, including Rory McIlroy and Jordan Spieth. Those two events on the same weekend puts the local hotel occupancy rate to 94%, the firm said. The normal rate for a hotel room is around \$160 per night, STR said.

After reading sentence: ‘Overall prices for the big game in Glendale, Arizona are trending down with prices dropping each day.’, a reader asked the following question.

Q: How do these trends compare to other Super Bowl sales in previous years?

A:

**GPT-4**

While reading the article below:  
 New YorkCNN — Watching LVII in person will be cheaper than last year’s game, but it will still cost you thousands of dollars. StubHub said that the average price customers are paying for a ticket Thursday was \$6,800. The cheapest seats to Sunday’s match up between the Philadelphia Eagles and Kansas City Chiefs are selling at about \$3,200 apiece. Overall prices for the big game in Glendale, Arizona are trending down with prices dropping each day. In fact, StubHub said that ticket prices have dropped more than 10% since the teams were decided on February 12. Attending this year’s game is costing fans substantially less than last year’s match up between the Cincinnati Bengals and Los Angeles Rams at LA’s SoFi Stadium. That’s to be expected, since the home team was playing in their own city and the country’s second-largest metropolitan area. Tickets were averaging nearly \$10,000 each, StubHub. SeatGeek another ticket selling website, shows ticket prices for Sunday’s game slowly declining and were averaging about \$6,500 on Thursday. The most expensive ticket on its website costs \$30,000 and is located near the field; the cheapest is \$4,200. At an average of \$445 per night, however, hotel prices in the Phoenix area will be relatively expensive, making it the second-highest level for a Super Bowl week, according to STR, a hospitality analytics firm that tracks prices. The most expensive Super Bowl was in 2016 in San Francisco when rooms averaged \$451 per night. In addition to the Super Bowl, the city is also hosting a PGA event that features golf’s biggest players, including Rory McIlroy and Jordan Spieth. Those two events on the same weekend puts the local hotel occupancy rate to 94%, the firm said. The normal rate for a hotel room is around \$160 per night, STR said.

I had a question at sentence: ‘New YorkCNN — Watching Super Bowl LVII in person will be cheaper than last year’s game’, but it will still cost you thousands of dollars.’, Why is the Super Bowl cheaper this year?

Figure 8: Examples of prompts for each QA system used to answer the INQUISITIVE-BROAD Dataset

*Feedback given to the machine response: ‘feedback’*  
*Level of the missing information: ‘label definition’*  
*On a scale of 0-100 how will you score machine response using the feedback and level of missing information stated above? Give a number.*

It follows the same structure as the rescaling prompt in Figure 3 without the rubric.

**D.2 Cost of prompting**

All models used in this work are accessed through OpenAI APIs<sup>3</sup>. The total cost of prompting LLMs in Table 6 for getting answers to INQUISITIVE-BROAD is ~\$30. All three models were prompted with the same set of articles and questions.

The total cost of prompting GPT-4 with EBR and the variations is ~\$500.<sup>4</sup>

**E Average EBR scores per label**

Table 9 shows the average score per label across all annotators using EBR for

Label	Average Score
missing all	0.0
missing major	50.0
missing minor	79.9
complete	100.0

<sup>3</sup>Pricing information for the models used can be found [here](#)

<sup>4</sup>This includes multiple runs and prompt tuning on a small set of examples

Table 9: Average score of rescaled annotations for each original label across all annotators under the INQUISITIVE-BROAD dataset.



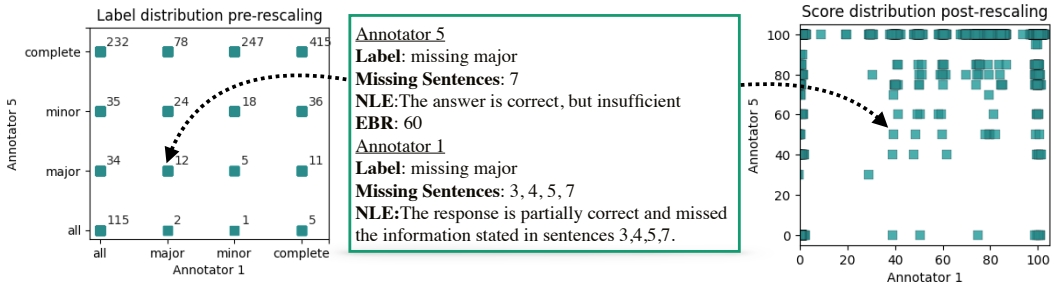


Figure 9: Class label distribution and post-rescaling model scores (EBR) for a pair of annotators. Note that horizontal jitter is added to differentiate points; all scores produced by our method are multiples of 5. The explanation-based rescaling imparts a finer granularity to the judgments while retaining subjectivity. We show a pair of explanations, where the two annotators agree on the label and but disagree on the finer details of what constitutes “missing major” information. EBR reflects the disagreement.

INQUISITIVE-BROAD. Although we do not impose any constraints regarding a score range per label when applying this method to each example, the average of all scores for a label naturally aligns with the overall label order.

### F Impact of Rescaling on Annotator Alignment

Figure 9 looks closely at a pair of annotators and their judgments. We see changes in label distribution pre rescaling and score distribution post rescaling.

### G Qualitative Impact of Rescaling

**NLEs with same scores** Table 10 shows examples of explanations which got assigned the same score post-rescaling. We see some patterns in human judgment for these explanations. For example, *missing minor* explanations generally use phrases like ‘somewhat correct’, ‘answered correctly, but missed some relevant information’ where as *missing major* explanations tend to jump right into the information that was missed, along with mentioning sentences that were missing.

**NLEs for the same question** Table 11 and Table 12 show human judgment as well as EBR and reference scores for two different questions.

### H Stability of rescale prompting

To check the stability of our proposed method, we re-run rescaling four times on the 145 instances that also have expert rescaled scores. Table H shows the overall Kendall’s  $\tau$  and MAE for the different runs.

### I Dataset Release

As mentioned in Section 3, INQUISTIVE-BROAD consists of two subsets of questions.

	Avg Score	$\tau$	MAE
Run 1	60.45	0.83 <sup>†</sup>	8.18
Run 2	60.31	0.83 <sup>†</sup>	8.11
Run 3	60.48	0.82 <sup>†</sup>	7.97
Run 3	60.10	0.83 <sup>†</sup>	8.16

Label: Missing Minor, EBR: 85	
1	Explanation: The response is somewhat correct, but misses some relevant info Missing Sentences: 9
2	Explanation: The machine response answered the question correctly but missed some relevant information. It would be useful to include the fact that Argentinian passport holders can enter 171 countries visa-free since the machine response mentions Russians can enter only 87 countries visa-free. Including that fact in the machine response without additional context does not make much sense. Missing Sentences: 10
3	Explanation: The response did not mention the street name as per sentence 5. Missing Sentences: 5
Label: Missing Minor, EBR: 75	
1	Explanation: The machine response answered the question correctly but had its last sentence in its response cut off and missed relevant information. The response should include that the fake documents were issued to allow the women to settle in Argentina. Missing Sentences: 23,
2	Explanation: The article doesn't provide a full answer to the question but contains some relevant detail. Missing Sentences: 12, 29
3	Explanation: Info from doc. sentence 3 is used to appropriately make the first sentence of the answer. The second sentence draws from doc. sentence 12. The final answer sentence is not relevant as the question is not asking how they are able to travel there. Info from sentence 17 which discusses fleeing the war and getting access to better health care. Missing Sentences: 17
Label: Missing Major, EBR: 50	
1	Explanation: the machine response states what the helicopters were doing but fails to properly answer why they were operating (to combat rebel forces as indicated in sentences 15 and 35). Missing Sentences: 15, 35
2	Explanation: The machine response missed the question and provided an irrelevant response by restating the information in the source sentence. The article does not state exactly when horticulture was a priority for Americans but does mention an ongoing decline from peak membership in a horticultural association from the 1960s. Missing Sentences: 24, 25
3	Explanation: The response is partially correct and failed to mention the domestic factors as per sentences 4,7,8,13,14. Missing Sentences: 4, 7, 8, 13, 14
Label: Missing Major, EBR: 40	
1	Explanation: the machine response missed the question and provided a mostly irrelevant response. line 27 explains that david hockney is 'one of the living masters of oil painting' and that was not present in the response explaining why hockey is britain's most celebrated living artist. additionally, the machine response conflates information presented in the article. the variety of mediums was taken from line 6 but hockney did not create all of those works as explained on line 32.
2	Explanation: The text does not provide a specific answer, but a lot of detail could have been included in an attempt to address the question. Missing Sentences: 17, 18, 30
3	Explanation: the answer makes use of sentence 1, but misses the specific people named in 3, 6, and 13:sergei grigoryants, vladimir oivin, marina shemakhanskaya.

Table 10: We give examples of explanations that get rescaled to the same score. These explanations are for different questions and by different annotators. All the explanations are fine-grained, pointing sentences that were missing from the machine response, along with the level of severity of this missing information.

The first set are questions collected in the INQUISITIVE dataset. Corresponding articles under this dataset are built on prior work which is sourced from Newsela and LDC. Newsela articles can be obtained from their [website](#) and LDC has standard purchasing

Why is inflation expected to remain elevated?	
1	Label: missing major Explanation: The response is partially correct as it missed other factors as per sentences 8,12,13 and 14. Missing Sentences: 8, 12, 13, 14 EBR: 40 Reference score: 35
2	Label: missing minor Explanation: This is a comprehensive answer, but it was cut off before it could finish supplying key information Missing Sentences: 8, 10 EBR: 80 Reference score: 80
3	Label: missing major Explanation: The first sentence in the response is incorrect as per sentences 1 and 2. While the rest of the response is correct, it missed the other factors mentioned in sentences 8,12,13 and 14. Missing Sentences: 1, 2, 8, 12, 13 EBR: 30 Reference score: 26.67
4	Label: missing major Explanation: The first two answer sentences are not relevant as they are stating things that are inflated in price rather than why they are that way. The rest of the answer lists accurate reasons but misses global energy prices being higher (sentence 4), strong housing demand and tight entitlement quotas (sentence 8), and persistent manpower shortages (14). Missing Sentences: 4, 8, 14 EBR: 40 Reference score: 30
5	Label: missing major Explanation: The response is partially correct and failed to mention the domestic factors as per sentences 4,7,8,13,14. Missing Sentences: 4, 7, 8, 13 EBR: 50 Reference score: 23.33

Table 11: Human judgment along with EBR and reference scores for the question *Why is inflation expected to remain elevated?*

guidelines. The second subset of questions is based on more recent events (March 2023). Due to copyright constraints, we are unable to disclose the processed article text. However, we will provide links to the original articles along with the code for processing them. Our question dataset will also be made publicly available.

We will be releasing all the data collected (questions, machine responses and human judgment) under the CC BY-NC license.

How long did it take to end?	
1	<p>Label: missing major  Explanation: The response isn't useful and misses important information that could better answer the question.  Missing Sentences: 16, 17, 21, 22, 29, 30  EBR: 40  Reference score: 25</p>
2	<p>Label: missing minor  Explanation: The answer is pretty good. It is relevant and includes information from the document, but fails to mention some of the details and other species that are still not recovered.  Missing Sentences: 11, 17, 18, 19, 34, 43  EBR: 70  Reference score: 68.33</p>
3	<p>Label: missing major  Explanation: The text does not provide a specific answer, but a lot of detail could have been included in an attempt to address the question  Missing Sentences: 17, 18, 30  EBR: 40  Reference score: 48.33</p>
4	<p>Label: missing minor  Explanation: Some more detail could have been included.  Missing Sentences: 46, 48, 50  EBR: 75  Reference scores: 63.33</p>
5	<p>Label: missing minor  Explanation: Some additional relevant information was included in the article  Missing Sentences: 19, 21, 25, 46  EBR: 70  Reference score: 75</p>

Table 12: Human judgment along with EBR and reference scores for the question *How long did it take to end?*