

Instruction Tuning with Lexicons for Zero-Shot Style Classification

Ruohao Guo Wei Xu Alan Ritter

Georgia Institute of Technology

rguo48@gatech.edu; {wei.xu, alan.ritter}@cc.gatech.edu

Abstract

Style is used to convey authors’ intentions and attitudes. Despite the success of large pre-trained language models on style classification, prior work relies on fine-tuning with labeled examples. Prompting large language models to classify style without fine-tuning is challenging because language styles can be difficult to define. In this study, we investigate the effectiveness of style lexicons as a means for instructing language models how to identify new styles that are unseen during training. Our experiments show that lexicon-based instructions improve transfer zero-shot performance significantly. We will release our code and data.

1 Introduction

People display different language styles in their communications (Hovy, 1987). Style is often important for understanding the intention behind an utterance, and can provide insight into the person’s communication goals (Kang and Hovy, 2021). For example, one may use humor to make the conversation more smooth and more enjoyable, while sarcasm is commonly employed to express disapproval or contempt. People are also known to adapt the style from the communities they interact with (Danescu-Niculescu-Mizil et al., 2013b). In some sense, there are as many language styles as there are speakers, and possibly more because people can change and adapt their style over time. Styles are more commonly grouped into coarse-grained and overlapping categories, such as “Internet English”, “polite conversation”, or “Elizabethan English”.

Style classification is the task of identifying and categorizing the style of language being used (Figure 1). The open-ended nature of style motivates the need for zero-shot classification, as it is difficult to collect examples of every possible style. Recent advances in language modeling (Brown et al., 2020a; Chowdhery et al., 2022) and instruction fine-tuning (Zhong et al., 2021; Sanh et al., 2021), have

enabled surprisingly effective zero-shot learning. However, as we show in §4.1, using open-source variants of these models to identify language styles remains a challenge. For example, Flan-T5 (Chung et al., 2022) achieved only an F1 score of 35.07, averaged across six diverse language styles, in a zero-shot style classification experiment.

In this paper, we study the question of whether *style lexicons* can be used to instruct language models how to classify styles without any text samples or labels. Before the widespread adoption of deep learning methods in NLP, lexicons were often used for text classification (Taboada et al., 2011), and also to generate features for use in linear models (Mohammad et al., 2013). A variety of lexicons have been developed for linguistic styles, including politeness (Danescu-Niculescu-Mizil et al., 2013a), readability (Maddela and Xu, 2018), and Shakespearean English (Xu et al., 2012). We investigate the effectiveness of lexicons for instructing large language models on how to identify a style of writing. Extensive experiments demonstrate that including target style lexicons in instructions used to prompt language models can improve zero-shot classification, for example increasing the average F1 score of Flan-T5 from 35.07 to 47.28. Furthermore, we show that fine-tuning models to better understand lexicon-based instructions yields further improvements. A version of T5 (Raffel et al., 2020) with the same number of parameters, that was instruction-tuned on seven source styles, achieves an average F1 score of 57.30, an absolute 10 point improvement over Flan-T5.

Our work demonstrates that lexicons can be used in combination with large language models to perform zero-shot cross-style transfer to classify unseen language styles, even when no target-style samples are available. Moreover, we show how models, such as T5 or GPT-J (Wang and Komatsuzaki, 2021) can be instruction fine-tuned to identify novel language styles using lexicons.

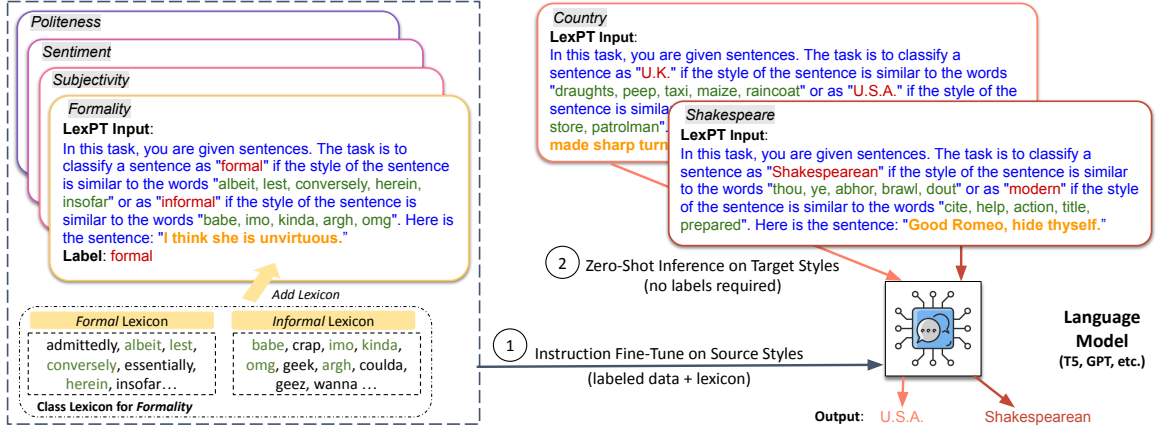


Figure 1: Cross-style zero-shot classification with LexPT (§2.2) consists of two steps: (1) instruction fine-tune the model on source styles with LexPT; (2) transfer the learned model to any target style zero-shot with LexPT. A LexPT input is composed of a prompt template $T(\cdot)$, classes, lexicons and an input sentence.

2 Methodology

In this work, we study the task of cross-style zero-shot classification by introducing **Lexicon-based PromptTs (LexPT)**, a method for instructing language models to classify style using lexicons. The key idea is to perform meta-training on existing annotated datasets for high-resource styles, then incorporate a small lexicon into a natural-language prompt to improve zero-shot performance on any arbitrary target writing style.

2.1 Zero-shot Cross-style Transfer

The goal of zero-shot style classification is to predict whether a given piece of text x presents one of a fixed set of *target* styles $y \in Y_{tgt}$ that are unseen by the model during training time. Meanwhile, we assume the model has access to training examples from a separate set of high-resource *source* styles $(X_{src}, Y_{src}) = \bigcup_{j=1}^{|Y_{src}|} \{(x_i^j, y_i^j)\}_{i=1}^{|X_{src}^j|}$, where labeled data is more abundantly available. We experiment with pre-trained language models, which are known to exhibit zero-shot learning capabilities, to demonstrate the effectiveness of instruction fine-tuning on source styles.

2.2 Lexicon-based Prompting (LexPT)

We investigate the utility of incorporating style lexicons into the language models' instructions. Given a text input x and a style with pre-defined classes $C = \{c_k\}_{k=1}^{|C|}$, we design a lexicon-based prompt (LexPT) as $\bar{x} = T(c_1, L_{c_1}, \dots, c_k, L_{c_k}, \dots, x)$, where L_{c_k} is a list of words or phrases that are representative of the class c_k . For zero-shot learning, a language model is expected to predict one of

the classes $\hat{c} \in C$, given \bar{x} . The prompt template $T(\cdot)$ is a function that converts all elements into a specific structure by filling them in the predefined slots (see templates in the Appendix Table 13).

Instruction Fine-Tuning on Source Styles. To predict held-out target styles without supervised data, LexPT requires the model to understand the lexicon-based instructions that can transfer across styles. This is achieved by fine-tuning the model on the source styles using LexPT. The objective is to optimize the conditional log-likelihood of the gold class given LexPT inputs. To prevent memorization of styles used during instruction fine-tuning, we introduce class randomization (§3.4 and §3.5). Our hypothesis is that if we randomize style-specific identifiers used in the prompt, such as class names, the model will not be able to depend on them for prediction; instead, it will need to learn to leverage lexicons included in the instructions to make accurate predictions. Specifically, one variant of LexPT (LexPT_{I,Rw}) replaces each class name c_k in the prompt with random English words. In §4.3, we conduct a detailed investigation into the impact of randomization by comparing the LexPT variants that use different approaches to randomization.

Zero-Shot Inference on Target Styles. For a new target style, the model is given an LexPT input \bar{x} that is constructed using the same lexicon-based instructions as used during fine-tuning on source styles, except that the lexicons used here are for the target style. Following T0 (Sanh et al., 2021), we use rank classification, for which we compute the likelihood of each style class and then pick the one with the highest likelihood as the final prediction.

Style Dataset	C	B?	#Tra, #Val, #Test	Lexicon Sources
Age* (Kang and Hovy, 2021)	2	✗	14k, 2k, 2k	ChatGPT, Dict
Country (Kang and Hovy, 2021)	2	✗	33k, 4k, 4k	ChatGPT, Dict
Formality (Rao and Tetreault, 2018)	2	✓	209k, 10k, 5k	NLP (Wang et al., 2010), Dict
Hate/Offense (Davidson et al., 2017)	3	✗	22k, 1k, 1k	NLP (Ahn, 2005), Dict
Humor (CrowdTruth, 2016)	2	✓	40k, 2k, 2k	ChatGPT, Dict
Politeness (Danescu-Niculescu-Mizil et al., 2013a)	2	✓	10k, 0.5k, 0.6k	NLP (Danescu-Niculescu-Mizil et al., 2013a), Dict
Politics (Kang and Hovy, 2021)	3	✗	33k, 4k, 4k	NLP (Sim et al., 2013), Dict
Readability (Arase et al., 2022)	2	✗	7k, 1k, 1k	NLP (Maddela and Xu, 2018), Dict
Romance (Kang and Hovy, 2021)	2	✓	2k, 0.1k, 0.1k	ChatGPT, Dict
Sarcasm (Khodak et al., 2018)	2	✓	11k, 3k, 3k	ChatGPT, Dict
Sentiment (Socher et al., 2013)	2	✗	236k, 1k, 2k	NLP (Mohammad, 2021), Dict
Shakespeare (Xu et al., 2012)	2	✓	32k, 2k, 2k	NLP (Xu et al., 2012), Dict
Subjectivity (Pang and Lee, 2004)	2	✓	6k, 1k, 2k	NLP (Wilson et al., 2005), Dict

Table 1: Statistics of datasets and lexicons. “|C|” refers to the number of classes in each style dataset. “B?” indicates whether or not the class distribution is balanced. “#Train,#Val,#Test” lists the number of examples in train, validation and test sets, respectively. Note that to better compare across different styles, we transformed the *Age* dataset into a binary one by mapping six (i.e., *Under12*, *12-17*, *18-24*, *45-54*, *55-74*, *75YearsOrOlder*) out of the eight original age classes to two new classes (i.e., *youthful*, *mature*). The original age classes 25-34 and 35-44 were excluded.

3 Experimental Settings

To evaluate the effectiveness of LexPT in generalizing to various writing styles, we consider a total of thirteen distinct styles in our experiments based on the availability of high-quality data. These styles are taken from a variety of sources, including the XSLUE benchmark (Kang and Hovy, 2021), Subjectivity (Pang and Lee, 2004), Shakespeare (Xu et al., 2012) and Readability (Arase et al., 2022) datasets. We compare LexPT with other prompting methods under three settings: (i) *zero-shot learning* with LLMs and instruction-tuned models, (ii) *transfer zero-shot learning*, and (iii) *few-shot learning* with T5 and GPT-J. Finally, to validate the potential factors that contribute to the effectiveness of LexPT, we experiment with its variants to compare their performance across target styles.

3.1 Dataset Split

As summarized in Table 1, all thirteen datasets involve sentence-level classification, covering a wide range of text sources (e.g., Wikipedia, social media, web data). See more details in Appendix A. In a transfer zero-shot setting, a model is fine-tuned on the source styles with one prompting method, before being evaluated on the target styles. Specifically, we combine the train and validation sets of all source datasets and shuffle them. For each source style, the train set is used for fine-tuning and the validation set is used for model selection (Chen and Ritter, 2021). For each target style, the test set is used for evaluation. We ensure that the datasets used as targets do not share any examples with the

source datasets. In the main paper, we present the results of our largest split, comprising Sentiment, Formality, Politeness, Hate/Offense, Readability, Politics, and Subjectivity in the source split, while the remaining six styles are allocated in the target split. Experiments for other different source/target style splits are provided in Appendix E.4.

3.2 Lexicon Collection

We use stylistic lexicons that have been created by other NLP researchers wherever possible (listed as “NLP” in Table 1). These high-quality lexicons were either manually annotated (Maddela and Xu, 2018) or automatically induced using corpus-based approaches (Danescu-Niculescu-Mizil et al., 2013a; Socher et al., 2013). For styles where such lexicons are not readily available, we explore three methods to create lexicons, using either ChatGPT, dictionaries, or manual construction.

ChatGPT-generated Lexicons. Prior work has used models, such as BERT to generate a class vocabularies for topic classification (Meng et al., 2020). Inspired by this approach, we utilize the knowledge of large language models (LLMs) by prompting them to generate a list of words that express the specific class of a style. In a preliminary study, we experimented with many LLMs, including BERT, GPT-J, GPT-NeoX, GPT-3.5 and ChatGPT. Among all, ChatGPT performs the best; for example, generating keywords such as “funny, laugh-out-loud, silly” for the “humorous” class. The prompts we used for ChatGPT are presented in Appendix B.

Dictionary-based Lexicons. We also considered lexicons generated by extracting the description of each style from Google Dictionary.¹ For example, the words for the class “humorous” are “being comical, amusing, witty”.

For manual construction, we simply ask a native English speaker to write out a list of words for each language style. Appendix C provides more examples and details of each lexicon source. Depending on the construction method, these lexicons may vary in quality and size from a few words to thousands. Nevertheless, we will show the benefits of LexPT with as few as five words sampled from lexicons to represent each writing style (§5).

3.3 Pretrained Language Models

We experiment with the open-sourced conditional generation model T5 (Raffel et al., 2020) and the causal language model GPT-J (Wang and Komatsuzaki, 2021).² We also include experiments with the instruction-tuned models T0 (Sanh et al., 2021), Flan-T5 (Chung et al., 2022)³ and GPT-3.5 (text-davinci-003), as these models have demonstrated the ability to effectively respond to instructions and generalize well to unseen tasks (Chung et al., 2022). Implementation details are described in Appendix D.

3.4 Compared Methods in Different Settings

To assess the effectiveness and generality of our approach, we compare LexPT with other prompting methods in three learning settings.

3.4.1 Zero-Shot Learning

A model is prompted to predict the target styles without any fine-tuning. In this setting, we experiment with Flan-T5, T0, GPT-J and GPT-3.5. For each model, we compare the standard prompts (i.e., **No Lexicon**) and **LexPT** without demonstrations (e.g., example sentences for a target style). Both prompting methods utilize the same template which is described in Appendix F.1, except that class names instead of lexicons are used in the No Lexicon prompt.

¹An online dictionary service licensed from Oxford University Press’s OxfordDictionaries.com.: <https://www.google.com/search?q=Dictionary>

²In preliminary experiments, we compare the performance of fully fine-tuned, partially fine-tuned, and parameter-efficiently-finetuned GPT-J. Finetuning GPT-J with LoRA (Hu et al., 2021) performs the best, so we use it to fine-tune GPT-J.

³We ensure none of the target style datasets appear in the fine-tuning tasks of T0 or Flan-T5.

3.4.2 Transfer Zero-Shot Learning

In this setting, a model is first fine-tuned on the source styles before being evaluated on the unseen target styles under a zero-shot setup. We have introduced this setting formally in §2.1. We use the same prompt template as in §3.4.1, and experiment with T5 and GPT-J to compare different prompting methods that are applicable:

No Lexicon. Both source fine-tuning and target evaluation take the same template to construct the prompt inputs without using lexicons.

LexPT. For each class (e.g., “polite” or “impolite”) of the style (e.g., politeness), we randomly select a subset of m words or phrases from the corresponding lexicon, then incorporate them into the prompts. We use $m = 5$ for most experiments in the paper unless otherwise specified and include an analysis on using varied values of m in §5.

3.4.3 Few-Shot Learning

We also investigate the performance of different prompting methods in the few-shot setting, where a small number of training examples of the target styles are included in the prompts.

MetaICL. We adapt MetaICL (Min et al., 2022a), which was originally developed for meta in-context learning on multiple *tasks* (not related to style classification) to learning on multiple *styles*, which is new in this paper. During the fine-tuning stage, for each iteration, one source style is sampled, and K labeled examples (i.e., K demonstrations) are randomly selected from the train set of the chosen style. Each prompt consists of K demonstrations followed by an input sentence for the model to predict the corresponding class. At inference time, the prompt is constructed similarly to the fine-tuning stage, except that the K demonstrations are randomly sampled from the train set of the target styles instead of the source styles. Recently, Min et al. (2022b) have shown that gold labels are not required in MetaICL. We re-examine this finding by conducting experiments in our task using random and gold labels respectively. We follow Min et al. (2022b) to set $K = 4$ and $K = 16$. Lexicons are not used in this method.

MetaICL+Lex. For a more comprehensive comparison between the two sources of supervision (i.e., demonstrations vs. lexicons), we also modify MetaICL to incorporate lexical signals. Specifically, we concatenate the name of each class with

its corresponding lexicon words, and prepend this information to each labeled example to form a modified demonstration. Each prompt consists of K modified demonstrations followed by an input sentence. Following the approach of MetaICL (Min et al., 2022b), we conduct experiments with both random and gold labels in the demonstration for MetaICL+Lex.

LexPT+K. To conduct a fair comparison between LexPT and MetaICL, it is necessary to incorporate supervision from K target-style demonstrations into our approach. Hence we introduce a modification to LexPT, called LexPT+K, which is based on LexPT and involves a second step of fine-tuning on K target demonstrations. Specifically, for each target style, we randomly select K examples from its train set and assign a label to each of them. Similar to MetaICL and MetaICL+Lex, the assigned labels can be either random or gold. Next, a model that was previously fine-tuned using LexPT on the source styles is further fine-tuned on these K demonstrations of the target style.

3.5 Variants of LexPT

To gain a better understanding of the key aspects of LexPT, we investigate multiple variants based on: (i) whether or not the prompt template contains human-written natural language instructions; (ii) the degree of class name randomization. We provide new empirical results (§4) in the cross-style transfer setup to add to the ongoing discussions (Min et al., 2022b; Zhao et al., 2022) of varied design choices in the prompting methods.

All LexPT variants are summarized in Table 2, while Figure 9 shows the example prompts used in each method. The subscript “I” means the prompt template $T(\cdot)$ contains natural language instructions. “R#” stands for randomizing class names with numerical indices, and “Rw” refers to using random words as class names in the prompt. We simply use the default English word list in Ubuntu⁴ for this word-based randomization. The only difference between “Rw-” and “Rw” lies in the size of the fixed set of words used for randomization (“rand. vocab size”). In “Rw-”, the randomized indices are replaced with a fixed set of English words and the number of words in this fixed set is equal to the number of indices in “R#”. The size of the fixed set is much larger in “Rw” than in “Rw-”, which reduces the chance of assigning the same

⁴/usr/share/dict/words

	no rand.	rand. indices	rand. words	
rand. vocab size	–	3	3	99,171
w/o instructions	LexPT ₀	LexPT _{R#}	LexPT _{Rw-}	LexPT _{Rw}
w/ instructions	LexPT _I	LexPT _{I,Rw#}	LexPT _{I,Rw-}	LexPT _{I,Rw}

Table 2: Variants of LexPT. “rand. vocab” is the fixed set of indices or words, from which a class name can be randomly selected. Despite the “rand. vocab size” of 99,171 in the last column, only about 19% of these words are actually selected through random sampling.

word to the same class in different examples (i.e., higher randomization). Since “Rw” provides more options for randomizing classes, the same class name is less likely to be re-used across prompts, which we hypothesize forces the model to learn to use the lexicons to classify styles.

4 Experimental Results

We follow the XSLUE benchmark (Kang and Hovy, 2021) to report macro-average F1 on style classification tasks. Our experimental results reveal that utilizing lexicons in the prompts can improve cross-style transfer performance in all three settings. We observe that class randomization plays a helpful role in achieving this improvement, especially when source style fine-tuning is involved.

4.1 Zero-shot Learning Results

Table 3 shows both zero-shot and transfer zero-shot learning results for different methods.

LexPT outperforms the No Lexicon prompts in the zero-shot setting without fine-tuning. In the zero-shot setup, LexPT_{I,Rw} demonstrates a significant advantage over the standard prompts without lexicon information (i.e., No Lexicon) across all the experimented models, except for GPT-3.5 where LexPT_I outperforms all the other prompts. While GPT-3.5 exhibits impressive performance in the absence of lexicons, by simply integrating lexicons into the prompts (i.e., LexPT_I), its performance can be further enhanced in four out of six styles. Notably, the F1 score improves from 17.01 to 51.39 for Country (“British” or “American” English).

Instruction-tuning on source styles improves performance on unseen styles when LexPT is used. Both T5 and GPT-J demonstrate a consistent improvement in the transfer zero-shot setting over the zero-shot setting (without any fine-tuning) when comparing models of similar size, such as T5

Model	#Params	Prompt	Shakespeare	Romance	Humor	Country	Sarcasm	Age	Avg.
<i>0-Shot (without any fine-tuning)</i>									
Flan-T5	250M	No Lexicon	33.36	33.33	33.33	43.15	33.33	33.92	35.07
		LexPT _{I,Rw}	49.95	51.30	48.66	35.34	49.40	49.02	47.28
T0	3B	No Lexicon	33.36	50.72	44.58	49.30	33.32	45.15	42.74
		LexPT _{I,Rw}	49.92	53.54	49.02	37.13	50.73	48.55	48.15
GPT-J	6B	No Lexicon	33.36	33.33	33.33	49.30	33.33	35.30	36.33
		LexPT _{I,Rw}	47.84	41.63	48.75	40.10	49.98	49.73	46.34
GPT-3.5	175B	No Lexicon	71.26	99.00	50.26	17.01	50.59	35.33	53.91
		LexPT _I [†]	76.18	95.00	55.85	51.39	55.99	25.22	59.94
<i>Transfer 0-Shot (fine-tuned only on source styles)</i>									
T5	220M	No Lexicon	33.31	43.57	36.43	19.86	33.37	35.75	33.72
		LexPT _I	33.31	69.62	36.82	24.68	33.33	42.31	40.01
		LexPT _{R#}	48.03	74.42	46.94	65.96	47.61	51.62	55.76
		LexPT _{I,Rw}	55.10	78.98	60.56	49.09	49.25	50.80	57.30
GPT-J	6B	No Lexicon	58.16	87.82	33.33	53.11	44.10	35.25	51.96
		LexPT _I	45.23	94.00	33.59	50.01	51.30	35.44	51.60
		LexPT _{R#}	39.54	63.11	48.60	49.04	40.60	41.51	47.07
		LexPT _{I,Rw}	56.76	83.99	55.86	44.97	48.84	47.47	56.32
<i>Oracle Supervised Classifier (fine-tuned directly on target styles)</i>									
BERT	110M	-	91.05	99.0*	97.3*	54.5*	73.1*	65.89	80.14
T5	220M	-	90.76	98.0*	97.4*	51.8*	73.7*	65.08	79.46
Majority Baseline	-	-	33.3	33.3*	33.3*	49.2*	33.3*	35.30	36.28

Table 3: Zero-shot performance on target styles in F1 scores. In *0-shot* setting, LexPT_{I,Rw} outperforms other prompting methods on all models except LexPT_I on GPT-3.5 ([†]: see more results in Appendix E.1). In *transfer 0-shot*, each method trains on the source styles before being evaluated on the targets. All LexPTs use five lexicon words in each prompt. To gauge the level of difficulty in learning different styles, we evaluate the Oracle classifier by fine-tuning a model on an individual target style (*: reported by Kang and Hovy (2021)), and the majority classifier by choosing the majority label in training data. **Bold** highlights the best method under each experiment setting.

and Flan-T5, as well as GPT-J. This suggests the benefits of instruction-tuning on source styles and the effectiveness of cross-style transfer learning.

Interestingly, T5 and GPT-J exhibit distinct performance patterns across different prompt designs. For T5, incorporating lexicons into prompts and randomizing classes can consistently improve transfer learning performance. The best LexPT_{I,Rw} method outperforms No Lexicon prompts by 23.58 F1 points on average. One possible explanation is that, if we fix the class names during source fine-tuning, the model tends to memorize these names instead of learning from other signals. This is not ideal as our goal is to predict the class for unseen styles and thus learning from the lexicon is important. By randomizing the class names during instruction tuning, the model is able to focus more on the lexicons and other common information shared across styles (e.g., instructions) rather than style-specific tokens (e.g., class names). This suggests that format transfer, i.e., classification based on the relevance between each style lexicon and the input sentence, is crucial. More experiments on class name randomization are discussed in §4.3. In

contrast, the performance of GPT-J is more varied, where the benefit of LexPT is not as consistent as it has for T5. This is probably because GPT-J has a different architecture. It is also possible that source-style fine-tuning has a counterproductive effect on certain styles within the GPT-J framework.

4.2 Few-shot Learning Results

We present the performance of different few-shot learning methods in Table 4.

Incorporating lexicons in few-shot learning reduces the sensitivity to example selection. One interesting observation is that by introducing lexicon into prompts (LexPT+K and MetaICL_K+Lex), the standard deviation of performance across five runs generally decreases. For example, MetaICL₄ performs extremely unreliably on Romance with a high standard deviation of 27.30 across five runs, while MetaICL₄+Lex not only improves the performance but also stabilizes the inference with the standard deviation dropped to 6.52. This may suggest that introducing lexicons in prompting can reduce a model’s dependence on the selected few-shot demonstrations (Liu et al., 2022).

		Shakespeare	Romance	Humor	Country	Sarcasm	Age	Avg.
Examples w/ <i>random</i> labels	MetaICL ₄	44.37 \pm 6.99	56.21 \pm 26.64	37.82 \pm 5.02	41.84 \pm 18.46	35.55 \pm 2.94	40.96 \pm 11.19	42.79
	MetaICL ₄ +Lex	39.80 \pm 1.47	64.58 \pm 18.72	38.59 \pm 4.41	49.72 \pm 0.44	43.77 \pm 6.52	35.30 \pm 0.00	45.29
	LexPT _{I, R_w} +4	54.97 \pm 0.52	83.63 \pm 4.76	58.11 \pm 2.81	49.07 \pm 0.48	47.98 \pm 0.61	46.44 \pm 0.97	56.70
	MetaICL ₁₆	55.49 \pm 11.66	66.91 \pm 20.48	36.11 \pm 4.58	7.74 \pm 4.67	33.33 \pm 0.00	31.24 \pm 0.00	38.47
	LexPT _{I, R_w} +16	56.68 \pm 2.71	66.87 \pm 17.72	57.69 \pm 1.93	51.67 \pm 0.76	45.67 \pm 3.71	47.81 \pm 1.62	54.40
Examples w/ <i>gold</i> labels	MetaICL ₄	64.30 \pm 13.01	53.53 \pm 27.30	49.79 \pm 12.46	49.29 \pm 0.01	34.28 \pm 1.57	36.21 \pm 1.25	47.90
	MetaICL ₄ +Lex	43.90 \pm 8.06	75.80 \pm 6.52	42.78 \pm 3.99	49.42 \pm 0.36	38.62 \pm 3.69	35.30 \pm 0.00	47.63
	LexPT _{I, R_w} +4	54.42 \pm 1.78	85.48 \pm 3.00	58.83 \pm 4.93	48.92 \pm 0.43	43.11 \pm 4.91	45.84 \pm 1.94	56.10
	MetaICL ₁₆	72.93 \pm 8.15	95.79 \pm 0.84	52.05 \pm 8.52	47.90 \pm 3.07	33.33 \pm 0.00	35.30 \pm 0.00	56.22
	LexPT _{I, R_w} +16	60.99 \pm 6.75	94.00 \pm 1.41	63.26 \pm 3.35	51.85 \pm 0.41	44.93 \pm 4.34	47.42 \pm 4.54	60.41

Table 4: Few-shot performance of GPT-J. The subscript of MetaICL represents the number (K) of demonstrations in one prompt. For each method (MetaICL _{K} , MetaICL _{K} +Lex, or LexPT+ K), we choose a set of K examples with five different random seeds. By introducing lexicons into prompts, the standard deviation of performance across five runs generally decreases. More results on varying values of K are shown in Appendix E.2.

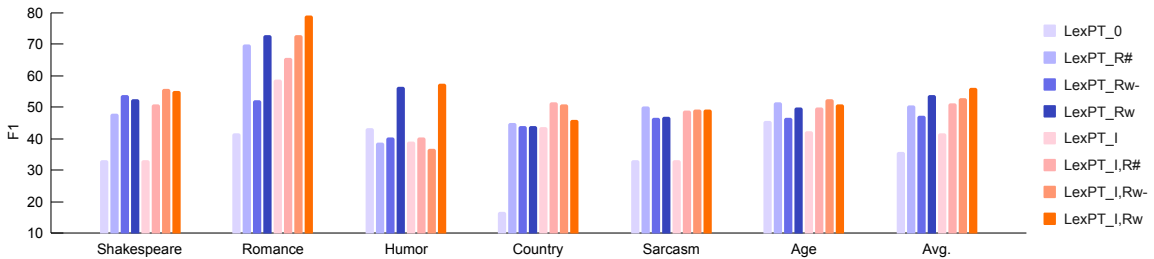


Figure 2: Performance of different LexPT variants on T5. LexPT with class Randomization are better than those without. LexPT Instructions are generally better than those without.

Introducing lexicons into prompts can be beneficial when gold labels are not available.

When the gold examples of target styles are inaccessible (i.e., *random* labels), introducing lexicon into MetaICL is generally more useful than increasing the number of examples. For example, the average performance drops by 4.32 when K increases from 4 to 16, which is in contrast with a performance improvement of MetaICL₄+Lex over MetaICL₄. It can also be seen that LexPT+ K generally outperforms the other methods when considering examples with random labels. These may suggest that lexicons can provide a useful signal for the prediction of unseen styles when gold labels of few-shot demonstrations are absent.

On the other hand, when ground-truth labels are known, MetaICL₁₆ shows superior performance in Shakespeare and Romance, while LexPT_{I, R_w}+16 outperforms the other methods in Humor, Country, Sarcasm, Age, and demonstrates the highest average performance of 60.41 F1 points. This suggests that different methods may excel in different target styles, and the best method might vary depending on the specific style targeted.

4.3 Comparison of LexPT Variants

We study the impact of instructions and class randomization in LexPT by comparing the eight variants (§3.5) listed in Table 2. Our experiment results in Figure 2 show that introducing class randomization can improve the performance of transfer learning consistently across all six styles. For example, in the absence of instructions, the average F1 improves from 35.58 (LexPT₀) to 50.54 (LexPT_{R#}), while with instructions, the average F1 improves from 41.72 (LexPT_I) to 51.23 (LexPT_{I,R#}). Moreover, by comparing LexPT_{R#} with LexPT_{Rw-}, and LexPT_{I,R#} with LexPT_{I,Rw-}, we find that prompts without instructions usually work better with numeric index labels, while those with instructions are usually better with word labels.

5 Further Analyses

To gain a better understanding, we study the following aspects of LexPT: (i) the number of lexicon words included in each prompt, (ii) choice of prompt templates, (iii) choice of lexicon sources, and (iv) model size.

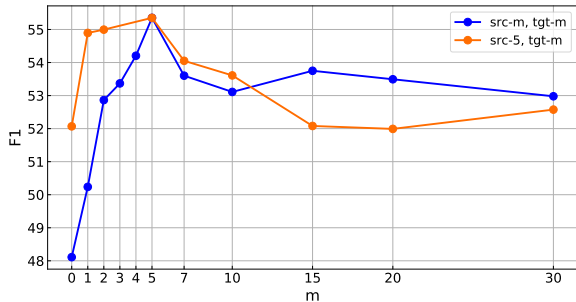


Figure 3: Impact of the number (m) of lexicon words or phrases used in each LexPT. “src- m ” is for fine-tuning on source styles and “tgt- m ” for evaluation on targets.

Impact of the number of lexicon words. When predicting a target style, the zero-shot LexPT model only has access to a subset (m) of lexicon words that express or imply the style classes rather than example sentences. To investigate the model’s dependence on the number of lexicon words, we take $\text{LexPT}_{I,Rw}$ and incrementally increase m from 0 to 30 in both fine-tuning and inference phases. Figure 3 shows a general trend that the average F1 of six targets initially increases with increasing m , but then either drops or stabilizes. Figure 7 provides a detailed view of this trend for each individual style, revealing that different styles reach their peak performance at different values of m . On average, our method performs the best when $m = 5$.

Moreover, we fix the model fine-tuned using $\text{LexPT}_{I,Rw}$ with $m = 5$, and then gradually increase m while evaluating target styles. A similar trend is noticed in Figure 3. It can also be seen that when target styles have no lexicon resources ($m = 0$), increasing the number of lexicon words in each prompt during source fine-tuning might be beneficial. For instance, “src-5, tgt-0” improves the performance of “src-0, tgt-0” by an average of 3.96 F1 points.

Impact of prompt templates. Prior works find that prompting a large LLM on an unseen task is extremely sensitive to the prompt design, such as the wording of prompts (Sanh et al., 2021). To investigate the sensitivity of LexPT, we experiment with four different prompt templates t1, t2, t3, t4 (Table 13), each of which contains natural language instructions. For each template, we fine-tune a model on the source styles using LexPT. Table 5 shows that LexPT_I is sensitive to the choice of prompt templates. However, after introducing class randomization, $\text{LexPT}_{I,Rw}$ improves the average

		dict	nlp+chat	class	human	Avg.	SD.
w/o rand. (LexPT_I)	t1	42.55	43.88	41.99	41.64	42.52	0.99
	t2	39.05	41.72	33.71	41.56	39.01	3.74
	t3	35.40	40.21	36.13	38.69	37.61	2.24
	t4	30.43	36.33	37.02	36.14	34.98	3.06
	Avg.	36.86	40.54	37.21	39.51		
SD.	5.18	3.18	3.48	2.63			
w/ rand. ($\text{LexPT}_{I,Rw}$)	t1	54.20	54.72	53.16	55.15	54.31	0.86
	t2	54.74	54.23	50.24	54.83	53.51	2.20
	t3	53.24	52.17	51.59	53.85	52.71	1.02
	t4	55.83	51.89	55.02	53.91	54.16	1.71
	Avg.	54.50	53.25	52.50	54.44		
SD.	1.08	1.43	2.06	0.66			

Table 5: For each combination of the lexicon source and the prompt template, class randomization ($\text{LexPT}_{I,Rw}$) consistently improves the average scores. t1, t2, t3 and t4 are four different templates detailed in Appendix Table 13. dict, nlp+chat, class and human are the different lexicon sources described in §5. Each white cell reports the result averaged over the six styles in the target split. Light grey cells indicate the average and the standard deviation scores over four lexicon sources. Dark grey cells represent the average and the standard deviation over four templates.

F1 across the explored templates by a substantial margin while also reducing the standard deviation across them, which indicates that it is more robust to the wording choices of prompts.

Impact of lexicon source. Given the importance of lexicon shown in previous experiments, we study the impact of lexicon choices on LexPT. We fix all other aspects (e.g., the number of lexicon words, prompt template, etc.) and consider lexicons from the following sources: (1) dict: all lexicons are from dictionary; (2) nlp+chat: for classes that have NLP lexicons, we directly use them, whereas for those without, we create ones using ChatGPT; (3) class: each class lexicon contains only its class name, e.g., the “humorous” lexicon has a single word “humorous”; (4) human: we have a native English speaker create a lexicon for each class.

Table 5 shows that without class randomization, the average F1 for nlp+chat across four templates is higher than that of dict, class and human, at 40.54. After randomization, dict performs the best with an average score of 54.50. Moreover, randomizing the classes with words in LexPT consistently improves the average F1 while reducing the standard deviation across the four lexicon sources, regardless of the prompt templates employed. Another interesting observation is that human, the human-created lexicons, is most robust to the change of prompt templates, both with and

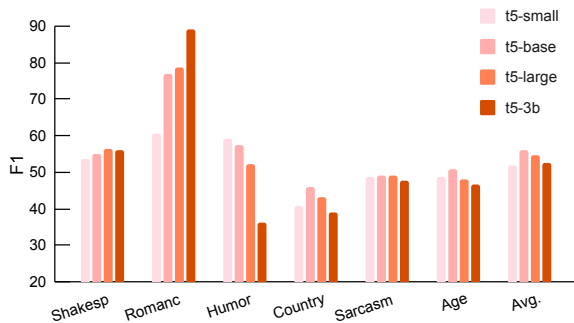


Figure 4: Scaling behavior of LexPT_{L,Rw}.

without randomization.

Impact of model scale. We study how LexPT behaves as model scale increases by varying the size of T5 models: t5-small (60M), t5-base (220M), t5-large (770M) and t5-3b (3B). Results are reported in Figure 4. Some styles perform better on larger models, while others prefer smaller models. For example, Humor behaves worse as model scales up. The unexpected scaling behavior contradicts the common observation in most NLP tasks where performance improves with larger models.

In order to figure out the possible reasons, we took a closer look at the training process in which we found that larger models have larger training loss but better validation scores on source styles. So we tuned the hyperparameters (e.g., the number of epochs, learning rate) and report the results in Appendix E.5. Interestingly, the scaling curves on most styles do not change. Moreover, during tuning t5-large and t5-3b, we observed a trend where smaller training losses correlate with better validation F1 (on source styles) but worse test F1 (on target styles).

One possible explanation is that the larger models may overfit to source styles. During the fine-tuning process, the larger model might prioritize minimizing loss by fitting features from the training data, rather than format learning, which is crucial for our task. The model is expected to understand the format of LexPT (i.e., the use of lexicons) and predict unseen styles through format transfer. This discrepancy in prioritization could potentially elucidate the observed performance improvement in the source styles, but a decline in performance when dealing with unseen styles. Further insights can be derived from the recent work (Wei et al., 2022), which explored eleven inverse scaling tasks. The study showed that even the same task can have different scaling curves based on the type of prompt-

ing used and the setup (e.g., zero-shot or few-shot learning). They also found that the inverse scaling trend may not necessarily hold when the model is sufficiently large.

6 Related Work

Style classification. Research in NLP has studied various styles. Kang and Hovy (2021) provided a benchmark that combines mostly existing datasets for cross-style learning, such as formality (Rao and Tetreault, 2018), sarcasm (Khodak et al., 2018), Hate/Offense (i.e., toxicity) (Davidson et al., 2017) and sentiment (Socher et al., 2013). Other writing styles include but are not limited to readability (i.e., simplicity) (Arase et al., 2022), Shakespearean English (Xu et al., 2012), subjectivity (Pang and Lee, 2004), biasedness (Pryzant et al., 2020) and engagingness (Jin et al., 2020). Despite an extensive range of style classification tasks studied in prior research, zero-shot or cross-style classification is relatively underexplored (Puri and Catanzaro, 2019; Kang and Hovy, 2021). Furthermore, much of the cross-style research thus far has predominantly focused on generation tasks, rather than classification (Jin et al., 2022; Zhou et al., 2023). In this study, we aim to address this research gap by concentrating on zero-shot and few-shot style classification across a collection of different styles.

Language model prompting. Large language models (LLMs) like GPT-3 (Brown et al., 2020b) demonstrated impressive potential for zero-shot learning by conditioning on an appropriate textual context, also known as prompts. Since then, how to design appropriate prompts has become a popular line of research (Liu et al., 2022; Sanh et al., 2021). In this work, we propose to introduce lexicon into prompts. In order to encourage format transfer to arbitrary target styles, we replace classes with random words when fine-tuning on source styles. This is similar to Zhao et al. (2022), which indexes and shuffles the slot description in natural language for dialogue state tracking. We focus on style classification. Moreover, LexPT enriches the instructions by including a distinct lexicon for each style class. In addition, to enhance cross-style transfer, we substitute the class names with entirely random words. This differs from the practice observed in previous studies (Min et al., 2022b; Zhao et al., 2022; Wei et al., 2023), where a predefined set of names, precisely equal in size to the number of labels in the datasets, was used. Examples of such predefined

sets include numeric indices (Zhao et al., 2022) or specific labels like “Apple/Orange” (Min et al., 2022b). Recently, Zhou et al. (2023) specified the target styles in the instructions as constraints to improve controlled text generation. LexPT is different as it uses lexicon to define the style.

7 Conclusion & Discussions

In this work, we study zero-shot and few-shot style classification using different prompting methods. Experiments show that conventional prompts often struggle to transfer knowledge across diverse styles, especially with moderately large models. However, our analyses show that by incorporating the appropriate style lexicons and leveraging class randomization in the prompts, it is possible to instruction-tune a modest-sized model (e.g. t5-base) to infer unseen styles effectively. It also shows an interesting promise of using prompt design and fine-tuning to make the language model robust to unseen domains. Moreover, we speculate that our approach may generalize to other classification tasks and even generation tasks (e.g., cross-style transfer), and we would like to dig deeper into this hypothesis in future work.

Limitations

In our method, we leverage the lexicons we have collected (as detailed in Table 1). However, it is important to acknowledge that a potential limitation of our approach lies in the possibility of different performance outcomes when using lexicons of varying qualities. While we have conducted comparisons between lexicons from different sources in §5, it is plausible that utilizing different lexicons could yield different results. Another limitation is that we only include a limited set of styles for evaluation due to space constraints. Different styles may behave differently. We leave evaluating on a more diverse set of styles as future work.

Acknowledgments

This research is supported in part by the NSF (IIS-2052498, IIS-2144493 and IIS-2112633), ODNI and IARPA via the HIATUS program (2022-22072200004). The views and conclusions contained herein are those of the authors and should not be interpreted as necessarily representing the official policies, either expressed or implied, of NSF, ODNI, IARPA, or the U.S. Government. The U.S.

Government is authorized to reproduce and distribute reprints for governmental purposes notwithstanding any copyright annotation therein.

References

- Luis Von Ahn. 2005. Useful resources: Offensive/profane word list. <https://www.cs.cmu.edu/~biglou/resources/>.
- Yuki Arase, Satoru Uchida, and Tomoyuki Kajiwara. 2022. CEFR-based sentence difficulty annotation and assessment. In *Proceedings of the 2022 Conference on Empirical Methods in Natural Language Processing*, pages 6206–6219, Abu Dhabi, United Arab Emirates. Association for Computational Linguistics.
- Tom Brown, Benjamin Mann, Nick Ryder, Melanie Subbiah, Jared D Kaplan, Prafulla Dhariwal, Arvind Neelakantan, Pranav Shyam, Girish Sastry, Amanda Askell, et al. 2020a. Language models are few-shot learners. *Advances in neural information processing systems*.
- Tom Brown, Benjamin Mann, Nick Ryder, Melanie Subbiah, Jared D Kaplan, Prafulla Dhariwal, Arvind Neelakantan, Pranav Shyam, Girish Sastry, Amanda Askell, et al. 2020b. Language models are few-shot learners. *Advances in neural information processing systems*, 33:1877–1901.
- Yang Chen and Alan Ritter. 2021. Model selection for cross-lingual transfer. In *Proceedings of the 2021 Conference on Empirical Methods in Natural Language Processing*.
- Aakanksha Chowdhery, Sharan Narang, Jacob Devlin, Maarten Bosma, Gaurav Mishra, Adam Roberts, Paul Barham, Hyung Won Chung, Charles Sutton, Sebastian Gehrmann, et al. 2022. PaLM: Scaling language modeling with pathways. *arXiv preprint arXiv:2204.02311*.
- Hyung Won Chung, Le Hou, Shayne Longpre, Barret Zoph, Yi Tay, William Fedus, Yunxuan Li, Xuezhi Wang, Mostafa Dehghani, Siddhartha Brahma, Albert Webson, Shixiang Shane Gu, Zhuyun Dai, Mirac Suzgun, Xinyun Chen, Aakanksha Chowdhery, Alex Castro-Ros, Marie Pellat, Kevin Robinson, Dasha Valter, Sharan Narang, Gaurav Mishra, Adams Yu, Vincent Zhao, Yanping Huang, Andrew Dai, Hongkun Yu, Slav Petrov, Ed H. Chi, Jeff Dean, Jacob Devlin, Adam Roberts, Denny Zhou, Quoc V. Le, and Jason Wei. 2022. *Scaling instruction-finetuned language models*.
- CrowdTruth. 2016. Short Text Corpus For Humor Detection. <http://github.com/CrowdTruth/Short-Text-Corpus-For-Humor-Detection>. [Online; accessed 1-Oct-2019].
- Cristian Danescu-Niculescu-Mizil, Moritz Sudhof, Dan Jurafsky, Jure Leskovec, and Christopher Potts.

- 2013a. [A computational approach to politeness with application to social factors](#). In *Proceedings of the 51st Annual Meeting of the Association for Computational Linguistics (Volume 1: Long Papers)*, pages 250–259, Sofia, Bulgaria. Association for Computational Linguistics.
- Cristian Danescu-Niculescu-Mizil, Robert West, Dan Jurafsky, Jure Leskovec, and Christopher Potts. 2013b. No country for old members: User lifecycle and linguistic change in online communities. In *Proceedings of the 22nd international conference on World Wide Web*.
- Thomas Davidson, Dana Warmusley, Michael Macy, and Ingmar Weber. 2017. Automated hate speech detection and the problem of offensive language. In *Proceedings of the 11th International AAI Conference on Web and Social Media, ICWSM '17*, pages 512–515.
- Eduard Hovy. 1987. Generating natural language under pragmatic constraints. *Journal of Pragmatics*, 11(6):689–719.
- Edward J Hu, Yelong Shen, Phillip Wallis, Zeyuan Allen-Zhu, Yuanzhi Li, Shean Wang, Lu Wang, and Weizhu Chen. 2021. Lora: Low-rank adaptation of large language models. *arXiv preprint arXiv:2106.09685*.
- Di Jin, Zhijing Jin, Zhiting Hu, Olga Vechtomova, and Rada Mihalcea. 2022. [Deep Learning for Text Style Transfer: A Survey](#). *Computational Linguistics*, 48(1):155–205.
- Di Jin, Zhijing Jin, Joey Tianyi Zhou, Lisa Orri, and Peter Szolovits. 2020. Hooks in the headline: Learning to generate headlines with controlled styles. *arXiv preprint arXiv:2004.01980*.
- Dongyeop Kang and Eduard Hovy. 2021. Style is not a single variable: Case studies for cross-style language understanding. In *Proceedings of the 59th Annual Meeting of the Association for Computational Linguistics*. Association for Computational Linguistics.
- Mikhail Khodak, Nikunj Saunshi, and Kiran Vodrahalli. 2018. [A large self-annotated corpus for sarcasm](#). In *Proceedings of the Eleventh International Conference on Language Resources and Evaluation (LREC 2018)*, Miyazaki, Japan. European Language Resources Association (ELRA).
- Jiachang Liu, Dinghan Shen, Yizhe Zhang, Bill Dolan, Lawrence Carin, and Weizhu Chen. 2022. [What makes good in-context examples for GPT-3?](#) In *Proceedings of Deep Learning Inside Out (DeeLIO 2022): The 3rd Workshop on Knowledge Extraction and Integration for Deep Learning Architectures*, pages 100–114, Dublin, Ireland and Online. Association for Computational Linguistics.
- Mounica Maddela and Wei Xu. 2018. [A word-complexity lexicon and a neural readability ranking model for lexical simplification](#). In *Proceedings of the 2018 Conference on Empirical Methods in Natural Language Processing*, pages 3749–3760, Brussels, Belgium. Association for Computational Linguistics.
- Yu Meng, Yunyi Zhang, Jiaxin Huang, Chenyan Xiong, Heng Ji, Chao Zhang, and Jiawei Han. 2020. Text classification using label names only: A language model self-training approach. In *Proceedings of the 2020 Conference on Empirical Methods in Natural Language Processing*.
- Sewon Min, Mike Lewis, Luke Zettlemoyer, and Hannaneh Hajishirzi. 2022a. [MetaICL: Learning to learn in context](#). In *Proceedings of the 2022 Conference of the North American Chapter of the Association for Computational Linguistics: Human Language Technologies*, pages 2791–2809, Seattle, United States. Association for Computational Linguistics.
- Sewon Min, Xinxu Lyu, Ari Holtzman, Mikel Artetxe, Mike Lewis, Hannaneh Hajishirzi, and Luke Zettlemoyer. 2022b. Rethinking the role of demonstrations: What makes in-context learning work? In *EMNLP*.
- Saif Mohammad, Svetlana Kiritchenko, and Xiaodan Zhu. 2013. nrc-canada: Building the state-of-the-art in sentiment analysis of tweets. In *Second Joint Conference on Lexical and Computational Semantics (*SEM), Volume 2: Proceedings of the Seventh International Workshop on Semantic Evaluation (SemEval 2013)*.
- Saif M. Mohammad. 2021. Sentiment analysis: Automatically detecting valence, emotions, and other affectual states from text. In Herb Meiselman, editor, *Emotion Measurement (Second Edition)*. Elsevier.
- Bo Pang and Lillian Lee. 2004. A sentimental education: Sentiment analysis using subjectivity summarization based on minimum cuts. In *Annual Meeting of the Association for Computational Linguistics*.
- Adam Paszke, Sam Gross, Francisco Massa, Adam Lerer, James Bradbury, Gregory Chanan, Trevor Killeen, Zeming Lin, Natalia Gimelshein, Luca Antiga, Alban Desmaison, Andreas Köpf, Edward Yang, Zach DeVito, Martin Raison, Alykhan Tejani, Sasank Chilamkurthy, Benoit Steiner, Lu Fang, Junjie Bai, and Soumith Chintala. 2019. [Pytorch: An imperative style, high-performance deep learning library](#).
- Reid Pryzant, Richard Diehl Martinez, Nathan Dass, Sadao Kurohashi, Dan Jurafsky, and Diyi Yang. 2020. [Automatically neutralizing subjective bias in text](#). *Proceedings of the AAI Conference on Artificial Intelligence*, 34(01):480–489.
- Raul Puri and Bryan Catanzaro. 2019. Zero-shot text classification with generative language models. *arXiv preprint arXiv:1912.10165*.
- Colin Raffel, Noam Shazeer, Adam Roberts, Katherine Lee, Sharan Narang, Michael Matena, Yanqi Zhou, Wei Li, and Peter J. Liu. 2020. [Exploring the](#)

- limits of transfer learning with a unified text-to-text transformer. *Journal of Machine Learning Research*, 21(140):1–67.
- Sudha Rao and Joel Tetreault. 2018. Dear sir or madam, may I introduce the GYAFC dataset: Corpus, benchmarks and metrics for formality style transfer. In *Proceedings of the 2018 Conference of the North American Chapter of the Association for Computational Linguistics: Human Language Technologies, Volume 1 (Long Papers)*, pages 129–140, New Orleans, Louisiana. Association for Computational Linguistics.
- Victor Sanh, Albert Webson, Colin Raffel, Stephen H. Bach, Lintang Sutawika, Zaid Alyafeai, Antoine Chaffin, Arnaud Stiegler, Teven Le Scao, Arun Raja, Manan Dey, M. Saiful Bari, Canwen Xu, Urmish Thakker, Shanya Sharma, Eliza Szczechla, Taewoon Kim, Gunjan Chhablani, Nihal V. Nayak, Debajyoti Datta, Jonathan Chang, Mike Tian-Jian Jiang, Han Wang, Matteo Manica, Sheng Shen, Zheng Xin Yong, Harshit Pandey, Rachel Bawden, Thomas Wang, Trishala Neeraj, Jos Rozen, Abheesht Sharma, Andrea Santilli, Thibault Févry, Jason Alan Fries, Ryan Teehan, Stella Biderman, Leo Gao, Tali Bers, Thomas Wolf, and Alexander M. Rush. 2021. Multitask prompted training enables zero-shot task generalization. *CoRR*, abs/2110.08207.
- Yanchuan Sim, Brice D. L. Acree, Justin H. Gross, and Noah A. Smith. 2013. Measuring ideological proportions in political speeches. In *Proceedings of the 2013 Conference on Empirical Methods in Natural Language Processing*, pages 91–101, Seattle, Washington, USA. Association for Computational Linguistics.
- Richard Socher, Alex Perelygin, Jean Wu, Jason Chuang, Christopher D. Manning, Andrew Ng, and Christopher Potts. 2013. Recursive deep models for semantic compositionality over a sentiment treebank. In *Proceedings of the 2013 Conference on Empirical Methods in Natural Language Processing*, pages 1631–1642, Seattle, Washington, USA. Association for Computational Linguistics.
- Maite Taboada, Julian Brooke, Milan Tofiloski, Kimberly Voll, and Manfred Stede. 2011. Lexicon-based methods for sentiment analysis. *Computational linguistics*.
- Ben Wang and Aran Komatsuzaki. 2021. GPT-J-6B: A 6 Billion Parameter Autoregressive Language Model. <https://github.com/kingoflolz/mesh-transformer-jax>.
- Tong Wang, Julian Brooke, and Graeme Hirst. 2010. Inducing lexicons of formality from corpora.
- Jason Wei, Yi Tay, and Quoc V. Le. 2022. Inverse scaling can become u-shaped. *ArXiv*, abs/2211.02011.
- Jerry Wei, Jason Wei, Yi Tay, Dustin Tran, Albert Webson, Yifeng Lu, Xinyun Chen, Hanxiao Liu, Da Huang, Denny Zhou, et al. 2023. Larger language models do in-context learning differently. *arXiv preprint arXiv:2303.03846*.
- Theresa Wilson, Janyce Wiebe, and Paul Hoffmann. 2005. Recognizing contextual polarity in phrase-level sentiment analysis. In *Proceedings of Human Language Technology Conference and Conference on Empirical Methods in Natural Language Processing*, pages 347–354, Vancouver, British Columbia, Canada. Association for Computational Linguistics.
- Thomas Wolf, Lysandre Debut, Victor Sanh, Julien Chaumond, Clement Delangue, Anthony Moi, Pierric Cistac, Tim Rault, Remi Louf, Morgan Funtowicz, Joe Davison, Sam Shleifer, Patrick von Platen, Clara Ma, Yacine Jernite, Julien Plu, Canwen Xu, Teven Le Scao, Sylvain Gugger, Mariama Drame, Quentin Lhoest, and Alexander Rush. 2020. Transformers: State-of-the-art natural language processing. In *Proceedings of the 2020 Conference on Empirical Methods in Natural Language Processing: System Demonstrations*, pages 38–45, Online. Association for Computational Linguistics.
- Wei Xu, Alan Ritter, Bill Dolan, Ralph Grishman, and Colin Cherry. 2012. Paraphrasing for style. In *COLING*, pages 2899–2914.
- Jeffrey Zhao, Raghav Gupta, Yuan Cao, Dian Yu, Mingqiu Wang, Harrison Lee, Abhinav Rastogi, Izhak Shafran, and Yonghui Wu. 2022. Description-driven task-oriented dialog modeling.
- Ruiqi Zhong, Kristy Lee, Zheng Zhang, and Dan Klein. 2021. Adapting language models for zero-shot learning by meta-tuning on dataset and prompt collections. In *Findings of the Association for Computational Linguistics: EMNLP 2021*.
- Wangchunshu Zhou, Yuchen Eleanor Jiang, Ethan Wilcox, Ryan Cotterell, and Mrinmaya Sachan. 2023. Controlled text generation with natural language instructions. *arXiv preprint arXiv:2304.14293*.

A More Details About the Datasets

The XSLUE benchmark, designed for exploring cross-style language understanding, encompasses 15 styles (Kang and Hovy, 2021). We choose 10 writing styles from XSLUE based on their suitability for our task. Specifically, we consider the task type (i.e., whether the task is classification or not), task granularity (e.g., whether the annotated style is sentence-level or not), expressiveness at both the word and phrase level (i.e., the possibility of expressing a style with lexicons). For example, the TroFi dataset for style Metaphor is not used because it is focused on the literal usage of one specific verb in a sentence. Take the verb “drink” as an example, it is a literal expression in the sentence “‘I stayed home and drank for two years after that,’ he notes sadly”, whereas in “So the kids gave Mom a watch, said a couple of nice things, and drank a retirement toast in her honor”, “drink” is non-literal.

B Create Lexicons with ChatGPT

For style classes that do not have an available NLP lexicon, we prompt ChatGPT to generate a list of words or phrases that express or imply that specific style. Table 6 shows the prompts used. Figure 5 presents some examples of ChatGPT output.

C Examples and Details of Lexicons

Recall in §3.2, we discuss the difference sources from which we collected a lexicon. Table 7 shows more examples of lexicons from different sources. Statistics of NLP and ChatGPT lexicons are presented in Table 8.

D Implementation Details

We use PyTorch (Paszke et al., 2019) and Huggingface Transformers (Wolf et al., 2020) in the experiments. In transfer zero-shot experiments, we first fine-tune a model on the source styles before evaluating it on the target styles. Hyperparameters are selected following the common practices in previous research. Table 9 reports the hyperparameters for source style fine-tuning.

E Additional Results & Analyses

E.1 Zero-shot Results of All Prompting Methods

Table 10 presents the performance of all prompts on each model in a zero-shot setting (i.e., no source

style fine-tuning). It is observed that simply adding lexicon to the prompts (i.e. LexPT_I) is not helpful. After randomizing the classes in the prompt, both LexPT_{R#} and LexPT_{I,Rw} have shown improvement, with LP_{I,Rw} demonstrating a significant advancement. Moreover, for No Lexicon prompt and LexPT_I, F1 on many styles are around 33.33. Through an examination of per-class scores for each target dataset, we discovered that the main cause is the models’ tendency to consistently predict a single class. In general, the benefits of LexPT are not obvious in the zero-shot setting. One possible reason is that these LLMs never saw such prompts during their pre-training. This also emphasizes the importance of source fine-tuning with LexPT before zero-shot evaluation, which improves format learning and thereby enhances the ability of LLMs to do format transfer.

E.2 Varying Number of Training Examples (K) used in Few-Shot Learning

We investigate the impact of the number of examples (K) that are used in the few-shot learning methods MetaICL_K and LexPT+K. Results are reported in Figure 6. The performance of both methods deteriorates with an increase in K when using random labels. However, when gold labels are utilized for the target-style training examples, the performance improves with larger K , particularly showing significant improvement from $K = 8$ to $K = 16$. Moreover, as K increases, the performance disparity between utilizing ground-truth labels and random labels further expands. These observations show that the ground-truth input-label mapping is important in our case.

E.3 Varying Number of Lexicon Words (m)

Figure 7 illustrates the pattern of performance shifts associated with an increase in the number of lexicon words or phrases incorporated into each prompt, broken down by each target style.

E.4 More Experiments on Style Splits

This section presents additional experimental results of our approach utilizing the different style splits listed in Table 11. Results are presented in Table 12.

E.5 More Experiments on Model Scaling Ablation

To investigate the possible reason why performance on some styles drops on larger models, we adjust

Style	Class	ChatGPT Prompt
Politeness	impolite	Give me 10 words that show impolite style.
		Give me 20 words or short phrases that people may use when they show impolite attitude towards others.
Romance	literal	What's the difference between literal text and romantic text?
		Give me 20 words or short phrases that show the literal style rather than romantic style.
Humor	humorous	Give me 10 words that show humorous style.
	literal	Give me 20 words or short phrases that people may use in text to show humor. What's the difference between literal text and humorous text? Give me 20 words or short phrases that show the literal style rather than humorous style.
Sarcasm	sarcastic	Give me 10 words that show sarcastic style.
	literal	Give me 20 words or short phrases that people may use in text to show sarcasm. What's the difference between literal text and sarcastic text? Give me 20 words or short phrases that show the literal style rather than sarcastic style.
Age	under12	Give me some words or phrases that an under-12-year-old child might say or write.
		What words or phrases can a child under 12 say? Imagine that you are 8 years old, what words or phrases do you often use in communication and writing?
	12-17	Give me some words or phrases that people aged 12-17 might say or write.
		What words or phrases can a teenager aged 12-17 say? Imagine that you are 14 years old, what words or phrases do you often use in communication and writing?
	18-24	Give me some words or phrases that people aged 18-24 might say or write.
		What words or phrases can a person aged 18-24 say? Imagine that you are 21 years old, what words or phrases do you often use in communication and writing?
	25-34	Give me some words or phrases that people aged 25-34 might say or write.
		What words or phrases can a person aged 25-34 say? Imagine that you are 30 years old, what words or phrases do you often use in communication and writing?
	35-44	Give me some words or phrases that people aged 35-44 might say or write.
		What words or phrases can a person aged 35-44 say? Imagine that you are 40 years old, what words or phrases do you often use in communication and writing?
45-54	Give me some words or phrases that people aged 45-54 might say or write.	
	What words or phrases can a person aged 45-54 say? Imagine that you are 50 years old, what words or phrases do you often use in communication and writing?	
55-74	Give me some words or phrases that people aged 55-74 might say or write.	
	What words or phrases can a person aged 55-74 say? Imagine that you are 65 years old, what words or phrases do you often use in communication and writing?	
75Years OrOlder	Give me some words or phrases that people aged 75 or older might say or write.	
	What words or phrases can a person aged 75 or older say? Imagine that you are 80 years old, what words or phrases do you often use in communication and writing?	

Table 6: Prompts used for ChatGPT to generate lexicon. Since we map the *Age* dataset to a binary one, we also map the corresponding lexicons of its original age classes to the new classes. For example, the *youthful* lexicon contains the contents of *Under12*, *12-17* and *18-24* lexicons.

Give me 10 words that show impolite style.

1. Disrespectful
2. Rude
3. Impolite
4. Insulting
5. Condescending
6. Arrogant
7. Intimidating
8. Dismissive
9. Patronizing
10. Sarcastic

(a) impolite

What words or phrases can a child under 12 say?

It is difficult to say exactly what words or phrases a child under the age of 12 might say, as each child is different and will have their own unique vocabulary. However, some common words and phrases that children of this age might use include:

1. "Mom" or "Dad"
2. "Please" and "thank you"
3. "Yes" and "no"
4. "I want" or "I need"
5. "Food" and "drink"
6. "Toy" or "game"
7. "Friend" and "playmate"
8. "Bath" and "bathtime"
9. "Story" and "book"
10. "Sleep" and "nap"
11. "Up" and "down"
12. "Hot" and "cold"
13. "Tired" and "sad"
14. "Happy" and "excited"
15. "Good" and "bad"

(b) under12

Imagine that you are 14 years old, what words or phrases do you often use in communication and writing?

As a large language model trained by OpenAI, I don't have personal experiences or memories to draw on, so I can't accurately predict what words or phrases a 14-year-old might use in communication and writing. I can provide some general information about the language and communication habits of teenagers, but this may not be specific to the year 2021.

In general, teenagers are known for using a lot of slang and informal language in their communication and writing. This can include words and phrases like "lit," "OMG," "YOLO," "selfie," "on fleek," "Netflix and chill," and many others. Teenagers also often use abbreviations, such as "BTW" for "by the way" and "IDK" for "I don't know."

In addition to slang, teenagers may also use a lot of emojis and other visual elements in their communication and writing, such as stickers, GIFs, and memes. This can be a way to add emphasis or express emotions in a more visual way.

Overall, the language and communication habits of teenagers can vary greatly, and it's important to remember that not all teenagers use the same words and phrases in the same way.

(c) 12-17

Figure 5: Examples of ChatGPT output for different style classes.

Style	Class	Lex Src	Lex
Formality	formal	NLP	admittedly, albeit, insofar...
		Dict	in accordance with rules of convention or etiquette; official
	informal	NLP	dude, kinda, sorta, repo...
		Dict	having a relaxed, friendly, or unofficial style
Humor	humorous	ChatGPT	funny, laugh-out-loud, silly...
		Dict	being comical, amusing, witty human chuckle, wisecrack, hilarious...
	literal	ChatGPT	grim, formal, solemn, dour...
		Dict	not humorous; serious human analysis, scrutinize, enforce...

Table 7: Examples of lexicons. “Class” represents the category in a style. Each lexicon contains words or phrases that express or describe the class. “Lex Src” indicates how the lexicon is collected (§3.2).

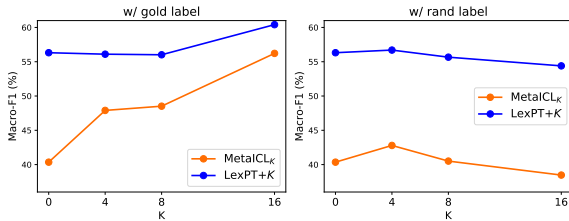


Figure 6: Ablation on the number of training examples (K) in a few-shot learning setting.

the number of epochs and learning rate on T5-large and T5-3b. Results are reported in Figure 8.

F Prompting Templates

F.1 Template in Main Experiments

In our main experiments (§4), we conduct a comparative analysis between LexPT and the standard prompt, specifically the “No Lexicon” prompt. Both utilize the template **t2** in Table 13 except that “No Lexicon” does not incorporate any lexicon sampling. Instead, each slot for the lexicon words contains only the corresponding class name. Here is an example input of No Lexicon prompt on Politeness: *In this task, you are given sentences. The task is to classify a sentence as "polite" if the style of the sentence is similar to the words "polite" or as "impolite" if the style of the sentence is similar to the words "impolite". Here is the sentence: "I've just noticed I wrote... and smooth out the text?".* Its output is *polite*.

F.2 Ablation on Templates with Instructions

In §5, we discuss how the prompt template $T(\cdot)$ affects LexPT. Here we provide the four templates used for our experiments in Table 13.

Style	Class	Lex Src	Lex Size (# of words/phrases)
Age	youthful	ChatGPT	98
	mature	ChatGPT	65
Country	U.K	ChatGPT	131
	U.S.A	ChatGPT	127
Formality	formal	NLP	330
	informal	NLP	370
Hate/Offense	hate	NLP	178
	offensive	NLP	1403
Humor	neither	ChatGPT	5
	humorous	ChatGPT	21
Politeness	literal	ChatGPT	6
	polite	NLP	110
Politics	impolite	ChatGPT	54
	LeftWing	NLP	2581
Readability	Centrist	NLP	1231
	RightWing	NLP	2416
Romance	simple	NLP	10290
	complex	NLP	4890
Sarcasm	romantic	ChatGPT	58
	literal	ChatGPT	5
Sentiment	sarcastic	ChatGPT	34
	literal	ChatGPT	2
Shakespeare	positive	NLP	204
	negative	NLP	292
Subjectivity	shakespearean	NLP	1524
	modern	NLP	1524
	subjective	NLP	5569
	objective	NLP	2653

Table 8: Statistics of lexicons.

G Prompt Examples

Figure 9 shows the example input and output for all LexPT variants. In MetaICL_K+Lex, one prompt consists of K demonstrations and an input sentence. Figure 10 provides an example demonstration.

Hyperparameter	T5-based Models	GPT-J
optimizer	Adafactor	Adam
learning rate	1e-4	1e-5
batch size	8	4
max encoder/input length	512	512
max decoder/target length	16	16
# epochs	Prompts with word randomization: 5 Other prompts: 3	1

Table 9: Hyperparameters of source-style fine-tuning. Note that the number of epochs depends on the model convergence rate. Prompts with word randomization converge more slowly than the other prompts, so their epoch is longer.

Model	Prompt	Shakespeare	Romance	Humor	Country	Sarcasm	Age	Avg.
Flan-T5	No Lexicon	33.36	33.33	33.33	43.15	33.33	33.92	35.07
	LexPT _I	35.12	33.33	33.33	3.35	33.33	33.92	28.73
	LexPT _{R#}	32.95	32.43	33.60	33.83	33.43	33.52	33.29
	LexPT _{I,Rw}	49.95	51.30	48.66	35.34	49.40	49.02	47.28
T0	No Lexicon	33.36	50.72	44.58	49.30	33.32	45.15	42.74
	LexPT _I	33.35	33.33	48.97	49.30	33.33	37.50	39.30
	LexPT _{R#}	49.83	45.01	49.11	36.24	48.11	37.01	44.22
	LexPT _{I,Rw}	49.92	53.54	49.02	37.13	50.73	48.55	48.15
GPT-J	No Lexicon	33.36	33.33	33.33	49.30	33.33	35.30	36.33
	LexPT _I	33.36	33.33	33.73	49.30	33.33	35.30	36.39
	LexPT _{R#}	45.15	35.03	38.08	40.41	33.41	37.92	38.33
	LexPT _{I,Rw}	47.84	41.63	48.75	40.10	49.98	49.73	46.34
GPT-3	No Lexicon	71.26	99.00	50.26	17.01	50.59	35.33	53.91
	LexPT _I	76.18	95.00	55.85	51.39	55.99	25.22	59.94
	LexPT _{I,Rw}	31.92	71.82	35.54	23.71	42.52	31.09	39.43

Table 10: Zero-shot learning on target styles.

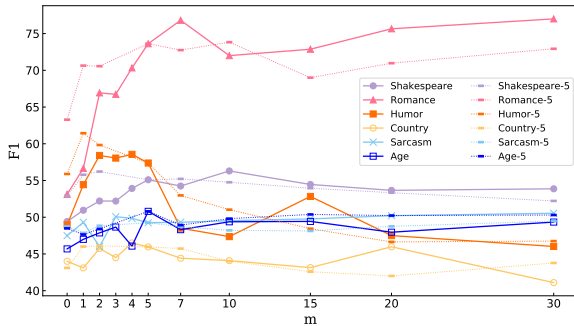


Figure 7: Impact of the number m of lexicon words or phrases used in each LexPT. The solid lines represent the cases where m is applied to both source fine-tuning and target evaluation. The dotted lines (i.e., *Style-5*) show the scores of target styles when lexicon size 5 is used for source fine-tuning, while the size of target-style lexicons m is varied for evaluation.

Split	Source Styles
style _{src1}	Politeness, Formality, Sentiment
style _{src2}	Politeness, Formality, Sentiment, Hate/Offense
style _{src3}	Politeness, Formality, Sentiment, Hate/Offense, Politics
style _{src4}	Politeness, Formality, Sentiment, Hate/Offense, Politics, Readability, Subjectivity

Table 11: Source styles used in different source-target style splits.

Model	#Params	Prompt	style _{src1}	style _{src2}	style _{src3}	style _{src4}
T5	220M	No Lexicon	36.72	36.27	30.01	33.72
		LexPT _{I,Rw}	53.30	53.27	54.18	57.30
GPT-J	6B	No Lexicon	50.14	53.64	56.06	51.96
		LexPT _{I,Rw}	54.14	56.15	57.52	56.32

Table 12: Average F1 on the six target styles. Across all source-target splits, LexPT_{I,Rw} improves the average performance on unseen styles compared to No Lexicon prompts for both T5 and GPT-J.

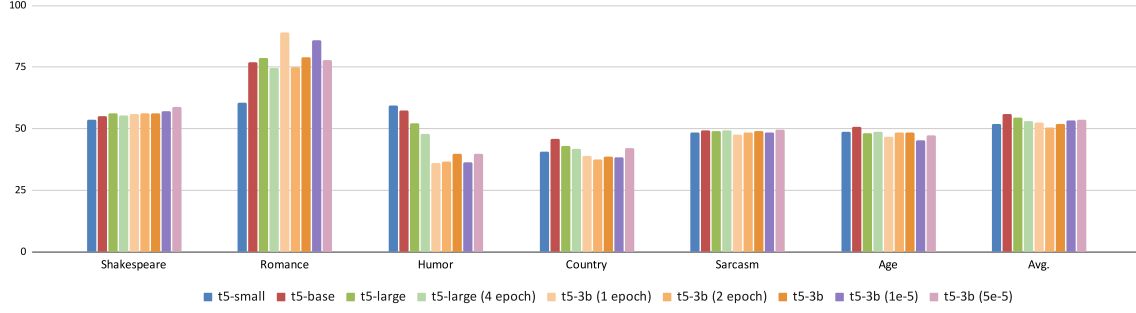


Figure 8: Scaling behavior of target styles. If not specified, the number of epochs is 3 and learning rate is 1e-4.

Prompt Template $T(\cdot)$	Input	Output
t1	Which style best describes the sentence “{sentence}”? styles: - {className ₁ }: {e ₁ , ..., e _k } - {className ₂ }: {e ₁ , ..., e _k } ...	className _i
t2	In this task, you are given sentences. The task is to classify a sentence as “{className ₁ ” if the style of the sentence is similar to the words “{e ₁ , ..., e _k ” or as “{className ₂ ” if the style of the sentence is similar to the words “{e ₁ , ..., e _k ” or as ... Here is the sentence: “{sentence}”.	
t3	The task is to classify styles of sentences. We define the following styles: “{className ₁ ” is defined by “{e ₁ , ..., e _k ””; “{className ₂ ” is defined by “{e ₁ , ..., e _k ””; Here is the sentence: “{sentence}”, which is more like	
t4	Context: “{className ₁ ” is defined by “{e ₁ , ..., e _k ””, “{className ₂ ” is defined by “{e ₁ , ..., e _k ”” ... Sentence: {sentence} Question: which is the correct style of the sentence? Answer:	

Table 13: Prompt templates with instructions.

Prompt	Input $T(c_1, L_{c_1}, \dots, c_k, L_{c_k}, s)$	Output
LexPT ₀	polite:thank, please, awesome, appears, beautiful impolite:confrontational, ungracious, you're out of line, impudent, indecorous Thanks for your help on this. Should I delete my request for checkuser?	polite
LexPT _{R#}	0:thank, please, awesome, appears, beautiful 1:confrontational, ungracious, you're out of line, impudent, indecorous Thanks for your help on this. Should I delete my request for checkuser?	0
LexPT _{Rw}	hiccup's:thank, please, awesome, appears, beautiful recompilation:confrontational, ungracious, you're out of line, impudent, indecorous Thanks for your help on this. Should I delete my request for checkuser?	hiccup's
LexPT _I	In this task, you are given sentences. The task is to classify a sentence as “polite” if the style of the sentence is similar to the words “thank, please, awesome, appears, beautiful” or as “impolite” if the style of the sentence is similar to the words “confrontational, ungracious, you're out of line, impudent, indecorous”. Here is the sentence: “Thanks for your help on this. Should I delete my request for checkuser?”	polite
LexPT _{I,R#}	In this task, you are given sentences. The task is to classify a sentence as “0” if the style of the sentence is similar to the words “thank, please, awesome, appears, beautiful” or as “1” if the style of the sentence is similar to the words “confrontational, ungracious, you're out of line, impudent, indecorous”. Here is the sentence: “Thanks for your help on this. Should I delete my request for checkuser?”	0
LexPT _{I,Rw}	In this task, you are given sentences. The task is to classify a sentence as “hiccup's” if the style of the sentence is similar to the words “thank, please, awesome, appears, beautiful” or as “recompilation” if the style of the sentence is similar to the words “confrontational, ungracious, you're out of line, impudent, indecorous”. Here is the sentence: “Thanks for your help on this. Should I delete my request for checkuser?”	hiccup's

Figure 9: Examples of different LexPT on Politeness. Red part is (randomized) classes, the green part represents the words sampled from each class lexicon, and yellow stands for the input sentence and the uncolored part is the prompt template $T(\cdot)$.

One demonstration in MetaICL+Lex

polite: roughly, suggested, by the way, unlikely, mister
impolite: disrespectful, insulting, impudent, rough, arrogant
I did notice that some articles linked to the ones... shouldn't
someone clean up these broken links?
impolite

Figure 10: MetaICL+Lex input consists of K demonstrations and an input sentence. Each demonstration contains m lexicon words for each class, followed by an example with its label.