

# RE<sup>2</sup>: Region-Aware Relation Extraction from Visually Rich Documents

Pritika Ramu<sup>◇</sup> Sijia Wang<sup>♣</sup> Lalla Mouatadid<sup>♣</sup> Joy Rimchala<sup>♣</sup> Lifu Huang<sup>♣</sup>

<sup>◇</sup> Birla Institute of Technology and Science, Pilani    <sup>♣</sup> Virginia Tech    <sup>♣</sup> Intuit AI Research  
 pritikaramu1@gmail.com    {sijiawang, lifuh}@vt.edu  
 {lalla\_mouatadid, joy\_rimchala}@intuit.com

## Abstract

Current research in form understanding predominantly relies on large pre-trained language models, necessitating extensive data for pre-training. However, the importance of layout structure (i.e., the spatial relationship between the entity blocks in the visually rich document) to relation extraction has been overlooked. In this paper, we propose **RE**gion-Aware **RE**lation Extraction (**RE**<sup>2</sup>) that leverages region-level spatial structure among the entity blocks to improve their relation prediction. We design an edge-aware graph attention network to learn the interaction between entities while considering their spatial relationship defined by their region-level representations. We also introduce a constraint objective to regularize the model towards consistency with the inherent constraints of the relation extraction task. Extensive experiments across various datasets, languages and domains demonstrate the superiority of our proposed approach.

## 1 Introduction

Visually Rich Documents (VRDs) encompass various types such as *invoices*, *questionnaire forms*, *financial forms*, *legal documents*, and so on. These documents possess valuable layout information that aids in comprehending their content. Recent research (Liu et al., 2019a; Jaume et al., 2019; Yu et al., 2020) has focused on extracting key information, such as entities and relations, from VRDs by leveraging their layout structures and Optical Character Recognition (OCR) results<sup>1</sup>. An example is shown in Figure 1, where entity recognition aims to identify blocks of text in certain categories, such as *Question(Q)*, *Answer(A)*, *Header(H)* and so on. Relation extraction further predicts the links among the entities, especially *Q-A* links indicating

<sup>1</sup>Optical Character Recognition will recognize a set of bounding boxes and their corresponding text from VRDs where each bounding box can represent a single word or a cohesive group of words, both semantically and spatially.

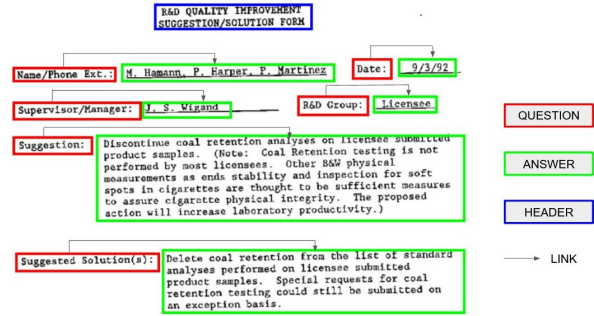


Figure 1: Example of the key entity and relation extraction from a visually rich document. The colored boxes represent three categories of semantic entities, including Header, Question, and Answer, and the arrows represent the relations between them.

that the *A* block is the corresponding answer to the *Q* block.

Extracting key information, especially relations in VRDs is a challenging task. Though similar to traditional extraction tasks in text-only Natural Language Processing (NLP) (Grishman, 1997; Chen et al., 2022), inferring relations in VRDs pose additional challenges. They require not only understanding the semantic meaning of entities but also taking into account the layout information, e.g., the spatial structures among the entity blocks in original VRDs. Previous studies mainly focused on combining the text and layout with language model pre-training (Lu et al., 2019; Su et al., 2020; Chen et al., 2020; Powalski et al., 2021; Xu et al., 2022a; Wang et al., 2022a,b; Huang et al., 2022) or encoding the local layout information by constructing super-tokens (Qian et al., 2019; Liu et al., 2019b; Yu et al., 2021; Lee et al., 2022, 2023). However, the layout of the VRD, especially the relative spatial relationship among the entity blocks, are still yet to be effectively explored for relation extraction.

To this end, we propose **RE**gion-Aware **RE**lation Extraction (**RE**<sup>2</sup>) that leverages the region-level spatial structures among the entity blocks to reason

about their relations. Specifically, given the question and answer entities from each VRD, we define three categories of region-level representations for each entity block, through which we further characterize the relative spatial relationship between each pair of question and answer entities. We employ both a layout-aware pre-trained language model (i.e., LayoutXLM (Xu et al., 2022a)) to encode the entities and an Edge-aware Graph Attention Network (eGAT) to further learn the interaction between the entities in a bipartite graph of questions and answers while considering their spatial relationship. To ensure each answer is linked to at most one question, we design a constraint-based learning objective to guide the learning process, in combination with the relation classification objective.

To validate the effectiveness of  $\mathbf{RE}^2$ , we conduct extensive experiments on various benchmark datasets for a wide range of languages. We evaluate  $\mathbf{RE}^2$  on two public datasets FUNSD (Jaume et al., 2019) and XFUND (Xu et al., 2022b), under supervised, multitask transfer, and zero-shot cross-lingual transfer settings. Experimental results show that  $\mathbf{RE}^2$  outperforms the previous state-of-the-art approaches with a large margin on (almost) all languages and domains across all settings. Our ablation studies also verify the significant benefit of the region-level spatial structures of entity blocks for relation extraction. The contributions of this work can be summarized as follows:

- We are the first to propose the region-level entity representations and utilize them to characterize the spatial structure among the entity blocks, which have been proven to be significantly beneficial to relation extraction from visually rich documents.
- We develop an edge-aware graph attention network to effectively capture the interaction between the question and answer entities in a bipartite graph while considering their spatial structure, and an effective constraint objective to regularize the model predictions.
- Our proposed framework,  $\mathbf{RE}^2$ , demonstrates superior performance across all the languages and domains under supervised, cross-lingual and cross-domain transfer settings.

## 2 Related Works

Visually rich document understanding encompasses various tasks, including layout recognition (Li et al., 2020), table detection and table structure recognition (Zhong et al., 2019), and key information extraction (Jaume et al., 2019; Graliński et al., 2020; Huang et al., 2019). This work focuses on key information extraction, which consists of semantic entity recognition and relation extraction.

Research shows that incorporating 2D positional embedding and layout coordinates into the language model improve VRD understanding (Xu et al., 2020, 2022a; Huang et al., 2022; Powalski et al., 2021). LayoutLM (Xu et al., 2020) is a pre-training technique that incorporates these features. LayoutLMv2 (Xu et al., 2022a) builds upon LayoutLM by including 2D relative positional embedding and visual features. LayoutLMv2 adopts masked visual-language modeling and masked visual-region modeling pre-training strategies for better integration of layout, image and text modality. LayoutLMv3 (Huang et al., 2022) additionally uses a word-patch alignment objective to align text and image. TILT (Powalski et al., 2021) incorporates layout information as an attention bias with contextualized visual information. ERNIE-mmLayout (Wang et al., 2022b) incorporates both coarse-grained and fine-grained understanding of layout structures during the pre-training stage. Building upon the performance enhancements observed in ERNIE-mmLayout, this research also utilizes a multi-granular level of layout information.

To address the challenge of unpredictable relation definitions, DocRel (Li et al., 2022) proposes a contrastive learning task called Relational Consistency Modeling (RCM). RCM utilizes the coherence of existing relations in diverse enhanced positive views to generate relational representations that are better suited for subsequent tasks. This work does not explore the nuances of layout heuristics for relation extractions in VRDs. (Zhang et al., 2021) explores entity relation extraction as dependency parsing, incorporating minimum vertical and horizontal distances as layout heuristics between the entities of relation pairs.

Graph Attention Networks (GAT) (Veličković et al., 2018) have proven to be efficient for learning on graph-structured data (Zhang et al., 2022a), proposing a self-attention-based mechanism to efficiently and flexibly aggregate neighboring node

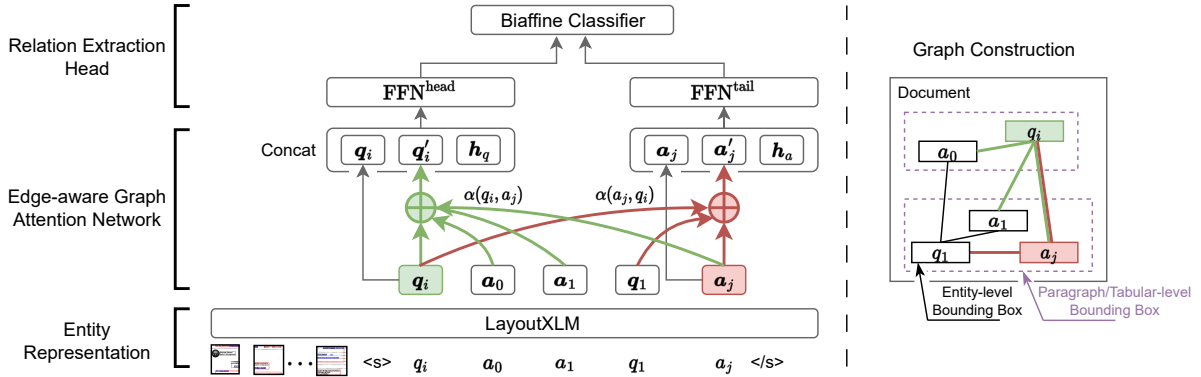


Figure 2: Overview of the REgion-level Relation Extraction (RE<sup>2</sup>) framework

features. This is exemplified by the work GraphDoc, a multimodal graph attention-based model designed for various document understanding tasks (Zhang et al., 2022b). GraphDoc leverages a multimodal framework that simultaneously utilizes text, layout, and image information for document analysis. By incorporating a graph attention layer into the model’s attention mechanism, GraphDoc allows each input node to attend to its neighboring nodes, facilitating contextualization within the document. Edge-Featured Graph Attention Networks (Chen and Chen, 2021) explore simultaneous updates of node and edge features in the graph structure. FormNet (Lee et al., 2022) and FormNetV2 (Lee et al., 2023), two structure-aware sequence models, tackle the serialization problem by using Rich Attention to capture spatial relationships between tokens and constructing Super-Tokens to recover lost local syntactic information. These different directions collectively contribute to the advancement of VRD understanding.

### 3 Approach

Given a visually rich document  $D$ , a set of question entities  $Q = \{q_1, q_2, \dots, q_m\}$  and answers  $A = \{a_1, a_2, \dots, a_n\}$ , we aim to identify all the connected pairs  $(q, a)$  where  $q \in Q$  and  $a \in A$ , indicating that  $a$  is the corresponding answer of  $q$ . Each  $q_i$  and  $a_j$  can be expressed  $\{[w_0, w_1, \dots, w_t], (x_0, x_1, y_0, y_1)\}$ , where  $[w_0, w_1, \dots, w_t]$  is the sequence of words denoting the entity span and  $(x_0, x_1, y_0, y_1)$  is the coordinates for the entity bounding box. Figure 2 illustrates our RE<sup>2</sup> framework that aims to leverage region-level spatial structures among the question and answer blocks to detect their association.

#### 3.1 Entity Representation

We first learn the encoding of question and answer entities based on LayoutXML (Xu et al., 2022b), a layout-aware transformer-based model that has been extended to support multilingualism by pre-training on multilingual VRD datasets. Given a set of question entities  $Q = \{q_1, q_2, \dots, q_m\}$  and answers  $A = \{a_1, a_2, \dots, a_n\}$  from document  $D$ , we obtain the entity embeddings  $\mathbf{Q} = \{q_1, q_2, \dots, q_m\}$ ,  $\mathbf{A} = \{a_1, a_2, \dots, a_n\}$ ,  $q_i, a_i \in \mathbb{R}^{1 \times F}$  where  $F$  is the feature dimension of the entity representation.<sup>2</sup>

#### 3.2 Region-Aware Graph Construction

Based on the spatial structures of the input VRD, we define three distinct categories of regions (i.e., bounding box) for each entity: (1) an **entity-level bounding box** that refers to the bounding box encompassing the entire entity span and is obtained by merging the bounding boxes of all the words in a span obtained by OCR (Liu et al., 2019a; Yu et al., 2020); (2) a **paragraph-level bounding box** that is defined as a visually distinct section for the paragraph that the entity occurs within a document and corresponds to the clustering of words that are located within a dense region. The paragraph-level bounding boxes are extracted by an existing tool, EasyOCR<sup>3</sup>, which takes the maximum horizontal and vertical distances between adjacent word-level bounding boxes as hyperparameters to merge them into paragraph-level bounding boxes; and (3) a **tabular-based bounding box** if the entity occurs in a tabular structure. We define a tabular-based bounding box as the coordinates of a table cell. Our preliminary results show that tabular-based

<sup>2</sup>We use bold symbols to denote vectors.

<sup>3</sup><https://www.jaied.ai/easyocr/>

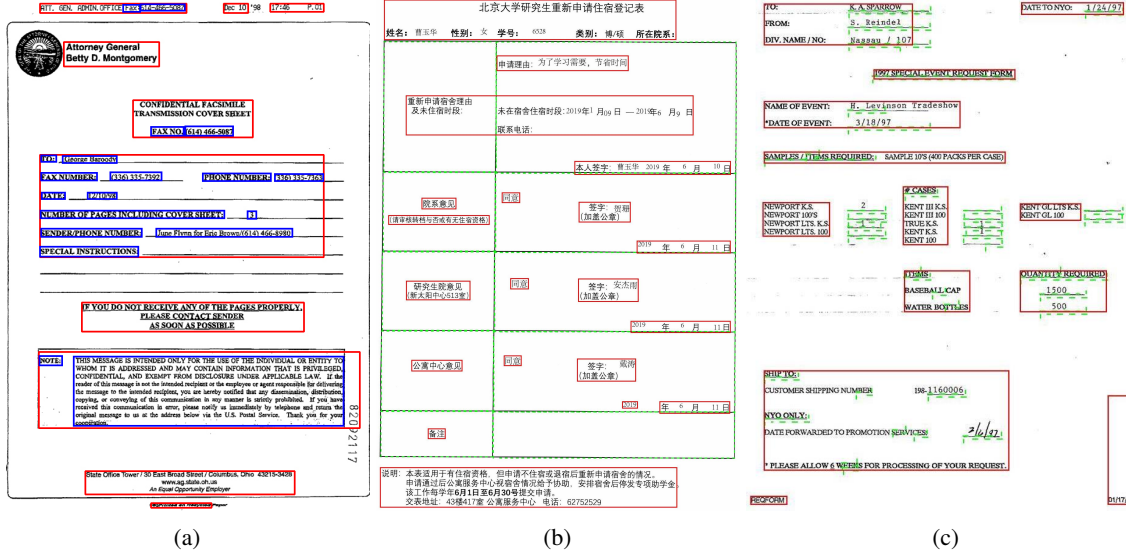


Figure 3: Entity level bounding box (for question and answer entities) are shown in blue, paragraph-level bounding box in red and tabular-based bounding box in green. Figure 3b shows a highly tabular document where regions obtained from EasyOCR are not useful and Figure 3c shows a document where tabular-based regions are not useful.

bounding box is vital because tabular structures are usually not well-captured by existing OCR tools. Illustrations of the three types of regions are shown in Figure 3.<sup>4</sup> The pseudocode for extracting paragraph/tabular regions is present in Appendix C.

To characterize the links between the question and answer entities, we further propose to construct a complete bipartite graph,  $G = (Q, A, E)$ , for each visually rich document, where the question entities  $Q = \{q_1, q_2, \dots, q_m\}$  and answers  $A = \{a_1, a_2, \dots, a_n\}$  are the nodes, and for each pair of  $q_i$  and  $a_j$ , there is an edge  $e_{ij} \in E$  connecting them. Each entity is represented by the encoding learned from LayoutXLM as detailed in Section 3.1, and each edge is represented by a one-hot encoding vector based on the spatial relationship between the three categories of bounding boxes of the question and answer:

$$e_{ij} = [I^r, E_{lr}^r, E_{tb}^r, E_{lr}^{-r}, E_{tb}^{-r}, R_{lr}, R_{tb}],$$

where each term is an indicator variable:  $I$  is a normal indicator, each  $E$  is an entity level indicator, and each  $R$  is a paragraph/tabular level indicator.  $r$  and  $\neg r$  respectively denote whether the entity pair is within the same paragraph/tabular region or not.  $lr$  and  $tb$  indicate left-right and top-bottom relation. For example,  $I^r = 1$  indicates that the pair  $(q, a)$  is

<sup>4</sup>Note that for each entity, other than its entity-level bounding box, we always assign either a paragraph-level or a tabular level bounding box. Tabular level bounding box is used when the documents are highly tabular.

within the same paragraph/tabular region, whereas  $E_{lr}^{-r} = 1$  indicates that the pair  $(q, a)$  is not in the same paragraph/tabular region but their entity level bounding boxes have left-right relation. Note that if the regions of a  $(q, a)$  pair do not have left-right or top-bottom relations nor are they present within the same paragraph/tabular region, then  $\text{link}(q, a)$  will be a zero-vector.

To obtain a dense representation of this link, it is passed through a feed-forward network and the resulting value is assigned as the edge weight between  $q$  and  $a$ :

$$e(q, a) = \text{FFN}(\text{link}(q, a))$$

where  $e(q, a) \in \mathbb{R}^{1 \times F/2}$ .

### 3.3 Edge-aware Graph Attention Network

We further propose an edge-aware graph attention network (eGAT), extended from the graph attention network (GAT) (Veličković et al., 2018) by incorporating the edge weights into the encoding process, to learn the interaction between the question and answer nodes. In our experiments, eGAT consists of 2 encoding layers, while each layer updates the node embeddings based on the first-order neighbors with masked self-attention.

Specifically, given the node embeddings at layer  $l$ ,  $Q^l = \{q_1^l, q_2^l, \dots, q_m^l\}$ ,  $A = \{a_1^l, a_2^l, \dots, a_n^l\}$ , we first compute the attention weight between  $q_i$  and  $a_j$  as follows

$$c(q_i^l, a_j^l) = \text{LeakyReLU}\left(\text{att}\left(Wq_i^l, Wa_j^l\right)\right)$$

$$\alpha(q_i^l, a_j^l) = \text{softmax}\left(\sum_j (e(q_i^l, a_j^l) \cdot c(q_i^l, a_j^l))\right)$$

where  $\cdot$  denotes scalar multiplication and  $\mathbf{W}$  is a shared parameter matrix for all the question and answer nodes.

The resulting edge-aware normalized attention scores are then used to update the hidden representations of the question and answer nodes, respectively, with residual connection:

$$\begin{aligned}\bar{\mathbf{q}}_i^{l+1} &= \mathbf{q}_i + \sum_{j \in \mathcal{N}_i} \alpha(q_i^l, a_j^l) \mathbf{W} \mathbf{a}_j^l \\ \bar{\mathbf{a}}_j^{l+1} &= \mathbf{a}_j + \sum_{i \in \mathcal{M}_j} \alpha(a_j^l, q_i^l) \mathbf{W} \mathbf{q}_i^l\end{aligned}$$

where  $\mathcal{N}_i$  and  $\mathcal{M}_j$  denotes the first order neighbors of  $q_i$  and  $a_j$  respectively.

For each layer of eGAT, we apply multi-head attention (Vaswani et al., 2017), where each attention head performs operations independently and the mean of all attention heads is taken for aggregation. The updated representation of question node  $q_i$  and answer  $a_j$  is computed as follows:

$$\begin{aligned}\mathbf{q}_i^{l+1} &= \sigma\left(\frac{1}{K} \sum_{k=1}^K \left(\mathbf{q}_i + \sum_{j \in \mathcal{N}_i} \alpha(q_i^l, a_j^l)^k \mathbf{W}^k \mathbf{a}_j^l\right)\right) \\ \mathbf{a}_j^{l+1} &= \sigma\left(\frac{1}{K} \sum_{k=1}^K \left(\mathbf{a}_j + \sum_{i \in \mathcal{M}_j} \alpha(a_j^l, q_i^l)^k \mathbf{W}^k \mathbf{q}_i^l\right)\right)\end{aligned}$$

where  $K$  is the number of independent attention heads and  $\mathbf{W}^k$  denotes the weight matrix for the  $k^{\text{th}}$  attention head.  $\sigma(\cdot)$  denotes a non-linear function (ELU is used for experiments).  $\mathbf{q}_i^{l+1}$  and  $\mathbf{a}_j^{l+1}$  are then used as input node embeddings for layer  $l+1$ .

### 3.4 Relation Extraction

**Binary Relation Prediction** For each pair of question  $q_i$  and answer  $a_j$ , we aim to predict to binary label, indicating whether the answer corresponds to the particular question or not. The representation of  $q_i$  or  $a_j$  is formed by concatenating the LayoutXLM embedding, the final node embedding learned from eGAT, the edge representation of the pair of  $q_i$  and  $a_j$ , and an entity type representation (i.e., question or answer). The entity type representation is learned by an embedding layer during training. The inclusion of entity type embedding is important in determining the direction of the relation between the two entities. The resulting representations  $q_i$  and  $a_j$  are then passed through two feed-forward networks and a biaffine classifier

(Dozat and Manning, 2017) to obtain a score  $s_{i,j}$  for determining whether the pair is associated or not.

$$\begin{aligned}\mathbf{q}'_i &= \text{FFN}_q(\mathbf{q}_i \parallel \mathbf{q}_i^L \parallel e(q_i, a_j) \parallel \mathbf{h}_q) \\ \mathbf{a}'_j &= \text{FFN}_a(\mathbf{a}_j \parallel \mathbf{a}_j^L \parallel e(q_i, a_j) \parallel \mathbf{h}_a) \\ s_{i,j} &= \mathbf{q}'_i \mathbf{U} \mathbf{a}'_j + \mathbf{W}(\mathbf{q}'_i \circ \mathbf{a}'_j) + b\end{aligned}$$

where  $\mathbf{h}_q$  and  $\mathbf{h}_a$  are the type embeddings of question and answer entities. Note that  $\mathbf{h}_q$  and  $\mathbf{h}_a$  remain the same across all questions and answers, respectively.  $\mathbf{U}$ ,  $\mathbf{W}$  and  $b$  are trainable parameters. During training, the loss is computed following the cross-entropy loss

$$\mathcal{L}_b = - \sum y \cdot \log(p_{i,j}).$$

where  $p_{i,j} = \text{softmax}(s_{i,j})$ .

**Constraint Loss** Our preliminary study shows that without any constraint, the model tends to predict multiple questions to be associated with one answer, which is against the definition of relation extraction for VRDs, which expects each answer to be linked to at most one question. To address this issue, we incorporate the constraint into the learning process in the form of a constraint loss. Previous work (Li et al., 2019; Wang et al., 2020) demonstrated that declarative logical constraints can be converted into differentiable functions, and help regularize the model towards consistency with the logical constraints. Inspired by these studies, we design our declarative logical constraints as

$$\begin{aligned}\forall a \in A, \forall q_i \in Q, \text{rel}(q_i, a) \rightarrow \\ \bigwedge_{q_j \in Q \setminus \{q_i\}} \neg \text{rel}(q_j, a).\end{aligned}$$

This means, for any  $a \in A$ , if there exists one relation link between  $a$  and any particular  $q_i$  among all questions, there cannot be another relation link for this answer  $a$ . We further define the constraint loss derived from the logical constraints. Let  $p_{i,j}$  be the probability of the relation  $(q_i, a_j)$  being correct and  $y$  the target variable  $\{0,1\}$ . The constraint can be modeled by the following objective function:

$$\mathcal{L}_c = y \cdot \left| \log(p_{i,j}) - \frac{1}{|N|} \sum_{k=0}^{|N|} \log(1 - p_{i,j}) \right|$$

The average of all incorrect relations is computed because in each training sample, the total number of entities varies.

Model	EN	ZH	JA	ES	FR	IT	DE	PT	Avg.
XLM-RoBERTa <sub>BASE</sub> (Conneau et al., 2020)	26.59	51.05	58.00	52.95	49.65	53.05	50.41	39.82	47.69
InfoXML <sub>BASE</sub> (Chi et al., 2021)	29.20	52.14	60.00	55.16	49.13	52.81	52.62	41.70	49.10
LayoutXML <sub>BASE</sub> (Xu et al., 2022b)	54.83	70.73	69.63	68.96	63.53	64.15	65.51	57.18	64.32
LiLT[InfoXML] <sub>BASE</sub> (Wang et al., 2022a)	62.76	72.97	70.37	71.95	69.65	70.43	65.58	58.74	67.81
<b>RE<sup>2</sup> (Our Approach)</b>	<b>72.14</b>	<b>81.14</b>	<b>74.06</b>	<b>75.00</b>	<b>78.62</b>	<b>74.19</b>	<b>73.93</b>	<b>62.54</b>	<b>73.95</b>

Table 1: Language-specific fine-tuning results (F1%) on FUNSD(EN) and XFUND.

Model	EN	ZH	JA	ES	FR	IT	DE	PT	Avg.
XLM-RoBERTa <sub>BASE</sub>	26.59	16.01	26.11	24.40	22.40	23.74	22.88	19.96	22.76
InfoXML <sub>BASE</sub>	29.20	24.05	28.51	24.81	24.54	21.93	20.27	20.49	24.23
LayoutXML <sub>BASE</sub>	54.83	44.94	44.08	47.08	44.16	40.90	38.20	36.85	43.88
LiLT[InfoXML] <sub>BASE</sub>	62.76	47.64	50.81	49.68	52.09	46.97	41.69	42.72	49.30
<b>RE<sup>2</sup> (Our Approach)</b>	<b>72.14</b>	<b>67.17</b>	<b>62.42</b>	<b>59.69</b>	<b>67.37</b>	<b>60.42</b>	<b>53.70</b>	<b>48.60</b>	<b>61.44</b>

Table 2: Zero-shot cross-lingual results (F1%) (trained on language EN (FUNSD) and tested on language X).

**Overall Learning Objective** The overall learning objective is a weighted combination of the binary cross entropy loss and the constraint loss:

$$\mathcal{L} = \alpha \mathcal{L}_b + \beta \mathcal{L}_c$$

where  $\alpha$  and  $\beta$  are hyperparameters. In our experiments, we set  $\alpha = 1$  and  $\beta = 0.02$ .

## 4 Experiment Settings

### 4.1 Datasets

The main challenge of relation extraction from visually rich documents lies in the varying layouts of form-like documents from different domains or languages. On the other hand, the region-level spatial structures defined in **RE<sup>2</sup>** are domain and language independent. To validate the effectiveness of **RE<sup>2</sup>**, we perform experiments on several benchmark datasets covering a wide range of languages and domains.

**FUNSD** The FUNSD dataset (Jaume et al., 2019), a subset of the RVL-CDIP dataset (Harley et al., 2015), comprises realistic scanned document images in English along with ground truth OCR. The dataset includes bounding boxes for each entity span and annotations for four entity types, namely, *Question*, *Answer*, *Header*, and *Other*. Additionally, the dataset also provides relational links among these entities, with the Question-Answer links being particularly suited to our research focus. We follow the same data split of FUNSD as well as experimental settings as previous studies (Xu et al., 2022b; Wang et al., 2022a): we use 149 documents for training and 50 documents for evaluation, and report the best performance on the evaluation set.

**XFUND** XFUND (Xu et al., 2022b) is a rich and diverse dataset of multilingual visually rich documents, encompassing texts in seven different languages: Portuguese, Chinese, Spanish, French, Japanese, Italian, and German. The documents vary in their formats, reflecting differences in document conventions across languages and countries, and thus provide a wide range of document structures. This benchmark includes a total of 1,393 fully annotated forms. Each language includes 149 forms in the train set and 50 forms in the test set. This dataset is accompanied by human-annotated ground truth OCR, entity annotations, and relation annotations. It is noteworthy that the format of the XFUND dataset bears similarities to that of the FUNSD dataset.

By leveraging this curated dataset, further research can be done on extracting relation pairs from complex form layouts. The dataset comprises a total of 150 training documents and 50 testing documents.

### 4.2 Experiment Results


**Language-specific fine-tuning** results are presented in Table 1, where each model is fine-tuned on language X and tested on language X. The experimental findings show that the proposed model outperforms all the baselines across all evaluated languages. To evaluate the **cross-lingual zero-shot transfer** capability, the model is fine-tuned on the FUNSD dataset in English, followed by testing on multiple languages. The experimental results, as shown in Table 2, demonstrate the superiority of our model over the baseline approach in terms

Model	EN	ZH	JA	ES	FR	IT	DE	PT	Avg.
XLM-RoBERTa <sub>BASE</sub>	36.38	67.97	68.29	68.28	67.27	69.37	68.87	60.82	63.41
InfoXML <sub>BASE</sub>	36.99	64.93	64.73	68.28	68.31	66.90	63.84	57.63	61.45
LayoutXML <sub>BASE</sub>	66.71	82.41	81.42	81.04	82.21	83.10	78.54	70.44	78.23
LiLT[InfoXML] <sub>BASE</sub>	74.07	84.71	83.45	<b>83.35</b>	84.66	<b>84.58</b>	78.78	<b>76.43</b>	81.25
<b>RE<sup>2</sup> (Our Approach)</b>	<b>78.75</b>	<b>88.37</b>	<b>84.71</b>	83.04	<b>86.87</b>	84.32	<b>81.89</b>	71.04	<b>82.37</b>

Table 3: Multitask fine-tuning performance (F1%) on FUNSD(EN) and XFUND.

Model	EN	ZH	JA	ES	FR	IT	DE	PT	Avg.
<b>RE<sup>2</sup></b>	<b>72.14</b>	<b>81.14</b>	<b>74.06</b>	<b>75.00</b>	<b>78.62</b>	<b>74.19</b>	<b>73.93</b>	<b>62.54</b>	<b>73.95</b>
- node embedding	60.67	79.73	75.09	75.82	76.46	74.74	71.81	60.38	71.84
- edge embedding	57.42	69.00	67.93	71.36	62.74	69.67	63.48	53.47	64.38
- constraint loss	67.55	78.06	71.30	74.86	75.20	72.66	72.68	61.74	71.76
- paragraph/tabular regions	71.57	79.92	72.17	72.02	78.38	68.87	70.46	51.29	70.59

Table 4: Ablation study results (F1%) on eGAT (node and edge embeddings), constraint loss and paragraph/tabular regions.



(a) Concatenating only node embeddings (b) Concatenating only edge embeddings (c) Concatenating node & edge embeddings

Figure 4: Visualization of predictions of the ablation study of node and edge embeddings, where red lines denote the question span, green lines denote the answer span, and blue lines denote the question answer relation predictions.

of zero-shot performance. This outcome provides compelling evidence that the incorporated region-level spatial structures and constraints for relation extraction exhibit effective transferability across different languages. Furthermore, the **multitask fine-tuning** results are shown in Table 3, where the model is trained on the training sets of all languages and then tested on each individual language. The achieved results demonstrate superior performance, indicating that the model successfully learns the layout invariance present across different languages. By effectively capturing and leveraging the shared layout characteristics, the model exhibits improved generalization capabilities, leading to en-

hanced performance across diverse linguistic contexts. This highlights the significance of incorporating layout information in cross-lingual settings and underscores the model’s ability to adapt and transfer its learned knowledge to effectively process and understand documents in various languages.

### 4.3 Ablation Study

#### Effect of Node and Edge Embeddings from eGAT

The node and edge embeddings from eGAT are concatenated with the entity representations before being passed to the biaffine classifier. A series of ablation studies are conducted to assess the individual contributions of the lay-

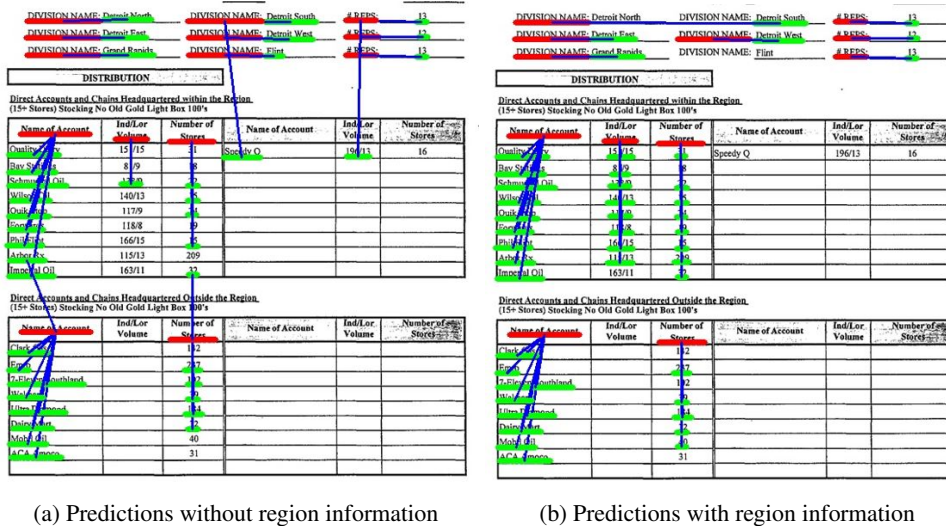


Figure 5: Visualization of predictions of the ablation study of incorporating regions, where red lines denote the question span, green lines denote the answer span, and blue lines denote the question answer relation predictions.

out information. The results of these studies are presented in Table 4. Figure 4 provides visual evidence that solely relying on the updated node embeddings from eGAT fails to adequately capture the layout heuristics and results in the omission of numerous relations. Conversely, employing only the updated edge embeddings without considering the node embeddings leads to an over-prediction of relations with limited regard for the semantic relevance of the entities involved. Optimal performance is achieved through the joint utilization of both node and edge embeddings, indicating the importance of integrating both sources of information to effectively capture the region-level spatial structures and consider the semantic context of the relations.

**Effect of Constraint Loss** The constraint loss has been modeled to increase the precision of the predicted relations. Table 4 shows the precision, recall, and F1 scores of  $RE^2$  and  $RE^2$ -constraint. The increased precision of the model incorporating the constraint loss proves that the assumption of one answer having only one question entity linked to it is correct.

**Effect of Region Information** The ablation study conducted in this research investigates the impact of incorporating region information into the layout heuristics for prediction purposes. By considering the spatial relationship between different regions in the document layout, the objective is to enhance the accuracy of the predictions. The findings demonstrate that the inclusion of region in-

formation significantly improves the performance of the model. Notably, there is a noticeable reduction in the number of incorrect predictions, particularly in cases where the question is located further away from the corresponding answer. Figure 5 illustrates the predictions of relations. These results emphasize the significance of utilizing region information within the layout heuristics, as it allows the model to effectively capture spatial dependencies and make more informed predictions in document understanding tasks.

## 5 Conclusion

In this work, we propose a novel entity relation extraction model,  $RE^2$ , that incorporates layout heuristics and constraints that are generalizable across different languages. Experimental results on 8 different languages show the effectiveness of our proposed method under three settings (language specific, cross-lingual zero-shot and multi-lingual fine-tuning).

## Limitations

One of the limitations of our model is its reliance on a relatively limited set of heuristics and features. For instance, we have not yet incorporated visual information and template-based knowledge, which could potentially improve the accuracy and robustness of the relation extraction task. Additionally, the current model employs an exhaustive inference approach, considering all possible relations during prediction. While this ensures comprehensive



coverage, it also results in longer inference times for each relation type. These limitations indicate avenues for further improvement, such as exploring additional heuristics and incorporating more efficient inference strategies, to enhance the performance and efficiency of our model.

## Acknowledgements

We thank Intuit AI Research for the funding support.

## References

- Jun Chen and Haopeng Chen. 2021. [Edge-featured graph attention network](#).
- Muhao Chen, Lifu Huang, Manling Li, Ben Zhou, Heng Ji, and Dan Roth. 2022. New frontiers of information extraction. In *Proceedings of the 2022 Conference of the North American Chapter of the Association for Computational Linguistics: Human Language Technologies: Tutorials*.
- Yen-Chun Chen, Linjie Li, Licheng Yu, Ahmed El Kholy, Faisal Ahmed, Zhe Gan, Yu Cheng, and Jingjing Liu. 2020. Uniter: Universal image-text representation learning. In *ECCV*.
- Zewen Chi, Li Dong, Furu Wei, Nan Yang, Saksham Singhal, Wenhui Wang, Xia Song, Xian-Ling Mao, Heyan Huang, and Ming Zhou. 2021. [InfoXLM: An information-theoretic framework for cross-lingual language model pre-training](#). In *Proceedings of the 2021 Conference of the North American Chapter of the Association for Computational Linguistics: Human Language Technologies*, pages 3576–3588, Online. Association for Computational Linguistics.
- Alexis Conneau, Kartikay Khandelwal, Naman Goyal, Vishrav Chaudhary, Guillaume Wenzek, Francisco Guzmán, Edouard Grave, Myle Ott, Luke Zettlemoyer, and Veselin Stoyanov. 2020. [Unsupervised cross-lingual representation learning at scale](#). In *Proceedings of the 58th Annual Meeting of the Association for Computational Linguistics*, pages 8440–8451, Online. Association for Computational Linguistics.
- Timothy Dozat and Christopher D. Manning. 2017. [Deep biaffine attention for neural dependency parsing](#).
- Filip Graliński, Tomasz Stanisławek, Anna Wróblewska, Dawid Lipiński, Agnieszka Kaliska, Paulina Rosalska, Bartosz Topolski, and Przemysław Biecek. 2020. [Kleister: A novel task for information extraction involving long documents with complex layout](#).
- Ralph Grishman. 1997. Information extraction: Techniques and challenges. In *Information Extraction A Multidisciplinary Approach to an Emerging Information Technology: International Summer School, SCIE-97 Frascati, Italy, July 14–18, 1997*, pages 10–27. Springer.
- Adam W. Harley, Alex Ufkes, and Konstantinos G. Derpanis. 2015. [Evaluation of deep convolutional nets for document image classification and retrieval](#).
- Yupan Huang, Tengchao Lv, Lei Cui, Yutong Lu, and Furu Wei. 2022. [Layoutlmv3: Pre-training for document ai with unified text and image masking](#). In *Proceedings of the 30th ACM International Conference on Multimedia, MM '22*, page 4083–4091, New York, NY, USA. Association for Computing Machinery.
- Zheng Huang, Kai Chen, Jianhua He, Xiang Bai, Dimosthenis Karatzas, Shijian Lu, and C. V. Jawahar. 2019. Icdar2019 competition on scanned receipt ocr and information extraction. In *2019 International Conference on Document Analysis and Recognition (ICDAR)*, pages 1516–1520.
- Guillaume Jaume, Hazim Kemal Ekenel, and Jean-Philippe Thiran. 2019. [Funsd: A dataset for form understanding in noisy scanned documents](#).
- Chen-Yu Lee, Chun-Liang Li, Timothy Dozat, Vincent Perot, Guolong Su, Nan Hua, Joshua Ainslie, Renshen Wang, Yasuhisa Fujii, and Tomas Pfister. 2022. [Formnet: Structural encoding beyond sequential modeling in form document information extraction](#).
- Chen-Yu Lee, Chun-Liang Li, Hao Zhang, Timothy Dozat, Vincent Perot, Guolong Su, Xiang Zhang, Ki-hyuk Sohn, Nikolai Glushnev, Renshen Wang, Joshua Ainslie, Shangbang Long, Siyang Qin, Yasuhisa Fujii, Nan Hua, and Tomas Pfister. 2023. [Formnetv2: Multimodal graph contrastive learning for form document information extraction](#).
- Minghao Li, Yiheng Xu, Lei Cui, Shaohan Huang, Furu Wei, Zhoujun Li, and Ming Zhou. 2020. [DocBank: A benchmark dataset for document layout analysis](#). In *Proceedings of the 28th International Conference on Computational Linguistics*, pages 949–960, Barcelona, Spain (Online). International Committee on Computational Linguistics.
- Tao Li, Vivek Gupta, Maitrey Mehta, and Vivek Sriku-mar. 2019. [A logic-driven framework for consistency of neural models](#). In *Proceedings of the 2019 Conference on Empirical Methods in Natural Language Processing and the 9th International Joint Conference on Natural Language Processing (EMNLP-IJCNLP)*, pages 3924–3935, Hong Kong, China. Association for Computational Linguistics.
- Xin Li, Yan Zheng, Yiqing Hu, Haoyu Cao, Yunfei Wu, Deqiang Jiang, Yinsong Liu, and Bo Ren. 2022. [Relational representation learning in visually-rich documents](#).
- Xiaoqing Liu, Feiyu Gao, Qiong Zhang, and Huasha Zhao. 2019a. Graph convolution for multimodal information extraction from visually rich documents.

- In *Proceedings of the 2019 Conference of the North American Chapter of the Association for Computational Linguistics: Human Language Technologies, Volume 2 (Industry Papers)*, pages 32–39. Association for Computational Linguistics.
- Xiaojing Liu, Feiyu Gao, Qiong Zhang, and Huasha Zhao. 2019b. [Graph convolution for multimodal information extraction from visually rich documents](#). In *Proceedings of the 2019 Conference of the North American Chapter of the Association for Computational Linguistics: Human Language Technologies, Volume 2 (Industry Papers)*, pages 32–39, Minneapolis, Minnesota. Association for Computational Linguistics.
- Jiasen Lu, Dhruv Batra, Devi Parikh, and Stefan Lee. 2019. [ViLBERT: Pretraining Task-Agnostic Visiolinguistic Representations for Vision-and-Language Tasks](#). Curran Associates Inc., Red Hook, NY, USA.
- Rafał Powalski, Łukasz Borchmann, Dawid Jurkiewicz, Tomasz Dwojak, Michał Pietruszka, and Gabriela Pałka. 2021. [Going full-tilt boogie on document understanding with text-image-layout transformer](#). In *Document Analysis and Recognition—ICDAR 2021: 16th International Conference, Lausanne, Switzerland, September 5–10, 2021, Proceedings, Part II 16*, pages 732–747. Springer.
- Yujie Qian, Enrico Santus, Zhijing Jin, Jiang Guo, and Regina Barzilay. 2019. [GraphIE: A graph-based framework for information extraction](#). In *Proceedings of the 2019 Conference of the North American Chapter of the Association for Computational Linguistics: Human Language Technologies, Volume 1 (Long and Short Papers)*, pages 751–761, Minneapolis, Minnesota. Association for Computational Linguistics.
- Weijie Su, Xizhou Zhu, Yue Cao, Bin Li, Lewei Lu, Furu Wei, and Jifeng Dai. 2020. [Vi-bert: Pre-training of generic visual-linguistic representations](#). In *International Conference on Learning Representations*.
- Ashish Vaswani, Noam Shazeer, Niki Parmar, Jakob Uszkoreit, Llion Jones, Aidan N. Gomez, Lukasz Kaiser, and Illia Polosukhin. 2017. [Attention is all you need](#).
- Petar Veličković, Guillem Cucurull, Arantxa Casanova, Adriana Romero, Pietro Liò, and Yoshua Bengio. 2018. [Graph attention networks](#).
- Haoyu Wang, Muhao Chen, Hongming Zhang, and Dan Roth. 2020. [Joint constrained learning for event-event relation extraction](#). In *Proceedings of the 2020 Conference on Empirical Methods in Natural Language Processing (EMNLP)*, pages 696–706, Online. Association for Computational Linguistics.
- Jiapeng Wang, Lianwen Jin, and Kai Ding. 2022a. [Lilt: A simple yet effective language-independent layout transformer for structured document understanding](#).
- Wenjin Wang, Zhengjie Huang, Bin Luo, Qianglong Chen, Qiming Peng, Yinxu Pan, Weichong Yin, Shikun Feng, Yu Sun, Dianhai Yu, and Yin Zhang. 2022b. [Ernie-mmlayout: Multi-grained multimodal transformer for document understanding](#).
- Yang Xu, Yiheng Xu, Tengchao Lv, Lei Cui, Furu Wei, Guoxin Wang, Yijuan Lu, Dinei Florencio, Cha Zhang, Wanxiang Che, Min Zhang, and Lidong Zhou. 2022a. [Layoutlmv2: Multi-modal pre-training for visually-rich document understanding](#).
- Yiheng Xu, Minghao Li, Lei Cui, Shaohan Huang, Furu Wei, and Ming Zhou. 2020. [Layoutlm: Pre-training of text and layout for document image understanding](#). In *Proceedings of the 26th ACM SIGKDD International Conference on Knowledge Discovery; Data Mining, KDD '20*, page 1192–1200, New York, NY, USA. Association for Computing Machinery.
- Yiheng Xu, Tengchao Lv, Lei Cui, Guoxin Wang, Yijuan Lu, Dinei Florencio, Cha Zhang, and Furu Wei. 2022b. [XFUND: A benchmark dataset for multilingual visually rich form understanding](#). In *Findings of the Association for Computational Linguistics: ACL 2022*, pages 3214–3224, Dublin, Ireland. Association for Computational Linguistics.
- W. Yu, N. Lu, X. Qi, P. Gong, and R. Xiao. 2021. [Pick: Processing key information extraction from documents using improved graph learning-convolutional networks](#). In *2020 25th International Conference on Pattern Recognition (ICPR)*, pages 4363–4370, Los Alamitos, CA, USA. IEEE Computer Society.
- Wenwen Yu, Ning Lu, Xianbiao Qi, Ping Gong, and Rong Xiao. 2020. [Pick: Processing key information extraction from documents using improved graph learning-convolutional networks](#). *arXiv preprint arXiv:2004.07464*.
- Shuaicheng Zhang, Qiang Ning, and Lifu Huang. 2022a. [Extracting temporal event relation with syntax-guided graph transformer](#). In *Findings of the Association for Computational Linguistics: NAACL 2022*, pages 379–390, Seattle, United States. Association for Computational Linguistics.
- Yue Zhang, Bo Zhang, Rui Wang, Junjie Cao, Chen Li, and Zuyi Bao. 2021. [Entity relation extraction as dependency parsing in visually rich documents](#).
- Zhenrong Zhang, Jiefeng Ma, Jun Du, Licheng Wang, and Jianshu Zhang. 2022b. [Multimodal pre-training based on graph attention network for document understanding](#).
- Xu Zhong, Elaheh ShafieiBavani, and Antonio Jimeno Yepes. 2019. [Image-based table recognition: data, model, and evaluation](#). *arXiv preprint arXiv:1911.10683*.

## **Appendix**

### **A Data Preprocessing**

To accurately determine the layout heuristics, it is important to get the bounding box of the entire entity span. If token level bounding boxes are provided, the boxes can be merged to obtain a span level box. All the paragraph/tabular regions are detected and their bounding boxes are obtained. We identify the region an entity belongs to by checking the entity's Intersection over Union (IoU) with the regions and assign the region with maximum IoU.

### **B Hyperparameters**

To create paragraph-level regions using EasyOCR, a horizontal merging of text boxes is carried out when their distance is within 2, and vertical merging is done when the distance is within 1, while setting the paragraph flag to True. The model is trained end-to-end, with fine-tuning of the LayoutXLM base model. The eGAT layers and relation extraction head are trained from scratch, using 2 eGAT layers for all experiments. The training process entails 4500 steps with a batch size of 4, a learning rate of  $5e-5$ , and a warm-up ratio of 0.1. The cross entropy loss is weighted at 1 and constraint loss is weighted at 0.02.

### **C Pseudocode**

The following pseudocode extracts the tabular and paragraph-level regions from a VRD.

---

**Algorithm 1** IdentifyHorizontalAndVerticalLines(image)

---

- 1: Apply horizontal kernel to image
  - 2: Apply vertical kernel to image
  - 3: Find horizontal lines
  - 4: Find vertical lines
  - 5: **return** Combined horizontal and vertical lines
- 

---

**Algorithm 2** FindBoundingBoxes(lines)

---

- 1: TabularBoxList = []
  - 2: Find contours in lines
  - 3: **for** each contour **do**
  - 4:     Compute the bounding box
  - 5:     Append the box to TabularBoxList
  - 6: **end for**
  - 7: **return** TabularBoxList
- 

---

**Algorithm 3** SortBoxesByArea(boundingBoxes)

---

- 1: Sort the bounding boxes by area in increasing order
  - 2: **return** boundingBoxes
- 

---

**Algorithm 4** AppendBoxToList(boundingBoxes, text)

---

- 1: FinalBoxList = []
  - 2: **for** each box in boundingBoxes **do**
  - 3:     **if** the box contains any text and has no intersection with existing boxes in FinalBoxList **then**
  - 4:         Append the box to FinalBoxList
  - 5:     **end if**
  - 6: **end for**
  - 7: **return** FinalBoxList
- 

---

**Algorithm 5** CheckAllTextPresent(FinalBoxList, text)

---

- 1: **if** all the text in the document is present in the boxes in FinalBoxList **then**
  - 2:     **return** True
  - 3: **else**
  - 4:     **return** False
  - 5: **end if**
- 

---

**Algorithm 6** GetMissingText(FinalBoxList, text)

---

- 1: missingText = []
  - 2: **if** the text is not present inside the bounding boxes of any of the FinalBoxList **then**
  - 3:     Append text to missingText
  - 4: **end if**
  - 5: **return** missingText
- 

---

**Algorithm 7** AppendMissingTextBoxes(FinalBoxList, missingText, ParagraphRegions)

---

- 1: **for** each missing text in missingText **do**
  - 2:     **if** missing text is present in any paragraph region in ParagraphRegions **then**
  - 3:         Append paragraph region to FinalBoxList
  - 4:     **end if**
  - 5: **end for**
  - 6: **return** FinalBoxList
-

---

**Algorithm 8** GetParagraphTabularRegions(imageFile)

---

```
1: image = LoadImage(imageFile)
2: text = OCR(imageFile)
3: lines = IdentifyHorizontalAndVerticalLines(image)
4: boundingBoxes = FindBoundingBoxes(lines)
5: boundingBoxes = SortBoxesByArea(boundingBoxes)
6: FinalBoxList = AppendBoxToList(boundingBoxes, text)
7: if CheckAllTextPresent(FinalBoxList, text) then
8:     OutputResult(FinalBoxList)
9: else
10:    ParagraphRegions = GetParagraphRegionsFromEasyOCR(image)
11:    missingText = GetMissingText(FinalBoxList, text)
12:    FinalBoxList = AppendMissingTextBoxes(FinalBoxList, missingText, ParagraphRegions)
13:    OutputResult(FinalBoxList)
14: end if
```

---