

# INSTRUCTSCORE: Towards Explainable Text Generation Evaluation with Automatic Feedback

Wenda Xu<sup>¶</sup>, Danqing Wang<sup>¶</sup>, Liangming Pan<sup>¶</sup>, Zhenqiao Song<sup>¶</sup>,  
Markus Freitag<sup>†</sup>, William Yang Wang<sup>¶</sup>, Lei Li<sup>¶</sup>

<sup>†</sup>Google Research, <sup>¶</sup>UC Santa Barbara

{wendaxu, danqingwang, liangmingpan, zhenqiao, william, leili}@cs.ucsb.edu  
freitag@google.com

## Abstract

The field of automatic evaluation of text generation made tremendous progress in the last few years. In particular, since the advent of neural metrics, like COMET, BLEURT and SEScore2, the newest generation of metrics show a high correlation with human judgment. Unfortunately, quality scores generated with neural metrics are not interpretable and it is unclear which part of the generation output is criticized by the metrics. To address this limitation, we present INSTRUCTSCORE, an **open-source, explainable evaluation metric** for text generation. By harnessing both explicit human instruction and the implicit knowledge of GPT4, we fine-tune a LLAMA model to create an evaluative metric that can produce a diagnostic report aligned with human judgment. We evaluate INSTRUCTSCORE on the WMT22 Zh-En translation task, where our 7B model surpasses other LLM-based baselines, including those based on 175B GPT3. Impressively, our INSTRUCTSCORE, even without direct supervision from human-rated data, achieves performance levels on par with state-of-the-art metrics like COMET22, which was fine-tuned on human ratings.<sup>1</sup>

## 1 Introduction

Recently, Large Language Models (LLMs) have exhibited significant progress in various natural language tasks (Brown et al., 2020; Ouyang et al., 2022; Touvron et al., 2023). However, evaluation metrics have not kept pace with these advancements. Traditional rule-based metrics, such as  $n$ -gram matching, BLEU (Papineni et al., 2002), and chrF (Popović, 2015), along with distance-based metrics like TER (Snover et al., 2006), are limited. They primarily focus on surface form differences between texts and provide insufficient insights when it comes to assessing semantic as-

<sup>1</sup>Our codes and data are publicly available at <https://github.com/xu1998hz/SEScore3>.

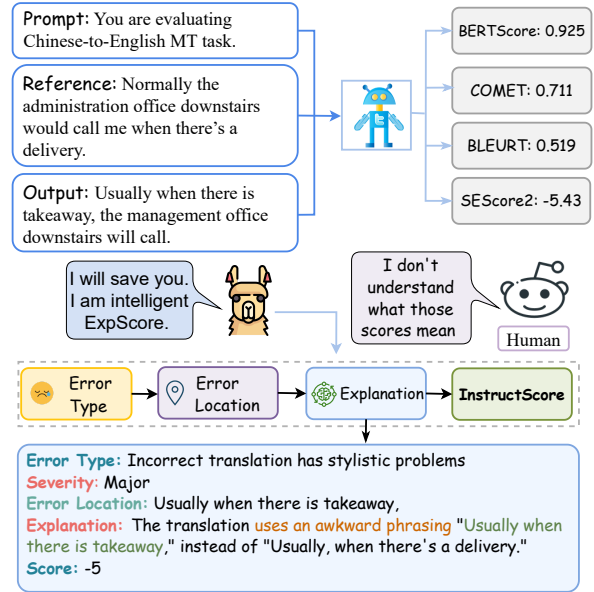


Figure 1: The INSTRUCTSCORE can generate a comprehensive error diagnostic report for text generation tasks, including error type, error location, severity label, and explanation, all presented in natural language. Based on this report, INSTRUCTSCORE counts the number of major errors (each worth a score of  $-5$ ) and minor errors (each worth a score of  $-1$ ), ultimately assigning a final score.

pects (Freitag et al., 2020). Moreover, recent studies have brought to light that rule-based automatic metrics obstruct research progress (Freitag et al., 2022b,a; Fernandes et al., 2022) and can potentially lead to misleading conclusions in research (Anil et al., 2023).

In response to these challenges, researchers have started integrating learned components into the evaluation pipeline. Framing the learning of an evaluation metric can take the form of regression (Rei et al., 2020; Sellam et al., 2020b; Xu et al., 2022a), ranking (Rei et al., 2020), or sequence probabilistic estimation (Thompson and Post, 2020). Despite the different training objectives of these learned metrics, they all converge toward the gener-

ation of a singular quality score, as shown in Figure 1 top right. However, providing only a single score does not sufficiently aid in human understanding or error analysis (Leiter et al., 2022a).

Several efforts have been made on the explanatory aspects of text generation metrics, such as pinpointing error locations (e.g., quality estimation in machine translation (Zerva et al., 2022)) and assessing generation performance across multiple dimensions (Zhong et al., 2022). However, the rationale given by those evaluation metrics remains unclear despite the breakdown of error dimensions and identification of errors.

In this paper, we introduce INSTRUCTSCORE to evaluate text generation by providing a quality score based on detailed error explanations. Our objective is to devise an explanation-based text generation metric capable of pinpointing error location, identifying error types, assigning severity labels, and justifying the final score—all simultaneously without relying on human-annotated data. To this end, we first extract latent evaluation knowledge from an instruction-following model, such as GPT-4 (OpenAI, 2023), to construct a synthetic dataset with a predetermined explanation structure. Next, we determine a range of explanation failure modes and devise automated feedback to meta-evaluate error explanations. Ultimately, we train a meta-reward function on the pairwise ranking of error explanations. By leveraging these reward signals, we manage to generate explanations that are predominantly aligned with human instructions.

Several advantages are inherent in the INSTRUCTSCORE’s training pipeline: 1) Unlike GPT-4’s approach of free-form rationale generation, INSTRUCTSCORE enforces explanations to adhere to a predefined structure, thereby serving as an effective diagnostic tool for errors, as showcased in Figure 2. 2) Employing human-instructed automatic feedback allows us to build a reward function that can bypass failure modes, yielding more precise and human-aligned explanations. 3) INSTRUCTSCORE’s 7B version exhibits superior performance compared to evaluation metrics based on a 175B LLM, despite using a significantly lower number of parameters. 4) INSTRUCTSCORE is open-sourced, meaning all results can be reproduced. 5) Importantly, the entire pipeline requires no human-annotated data.

In summary, our key contributions are:

- We introduce INSTRUCTSCORE, an interpretable

metric for text generation tasks, capable of providing comprehensive evaluation complete with diagnostic reports, culminating in a well-justified final score.

- We advocate for a prompting technique that extracts latent evaluation knowledge from LLMs to construct a synthetic dataset. Our approach demonstrates that this knowledge can be effectively distilled into a considerably smaller language model.
- We identify a range of explanation pathologies, design an automatic pipeline to pinpoint explanation failure modes and train a ranking model to ensure the alignment of generated explanations with human instructions.
- Our experimental findings reveal that the unsupervised INSTRUCTSCORE significantly surpasses strong baselines, including the 175B GPT3-based score, BLEURT20, and COMET20. It achieves performance comparable to the state-of-the-art COMET22, which is trained over all available human ratings.

## 2 Related Work

**Learned Evaluation Metric.** Supervised metrics aim to optimize performance using human rating data, as demonstrated by (Rei et al., 2020) and (Sellam et al., 2020a), which refine pre-trained models with human rating data. Meanwhile, unsupervised metrics utilize different learning objectives or heuristics on learned embeddings. For example, Zhang et al. (2019) employs BERT embeddings for greedy matching and coverage scoring, while Thompson and Post (2020) and Yuan et al. (2021) leverage sequence-to-sequence models to yield a final score based on the probability estimation of candidate text. Xu et al. (2022b) and Xu et al. (2022a) generate synthetic datasets to simulate human grading and train regression models for better correlation with human judgments. Supervised metrics can arguably attain higher correlations with human judgments (Freitag et al., 2021b, 2022b), while unsupervised metrics exhibit greater levels of generalization (Xu et al., 2022a). However, none of these approaches offer an explanation for the resulting scores, rendering the decision-making processes obscure and less trustworthy. In this paper, we generate a diagnostic report to deliver a transparent metric and augment the final score with detailed explanations.

**Explainable Evaluation Metric.** In recent

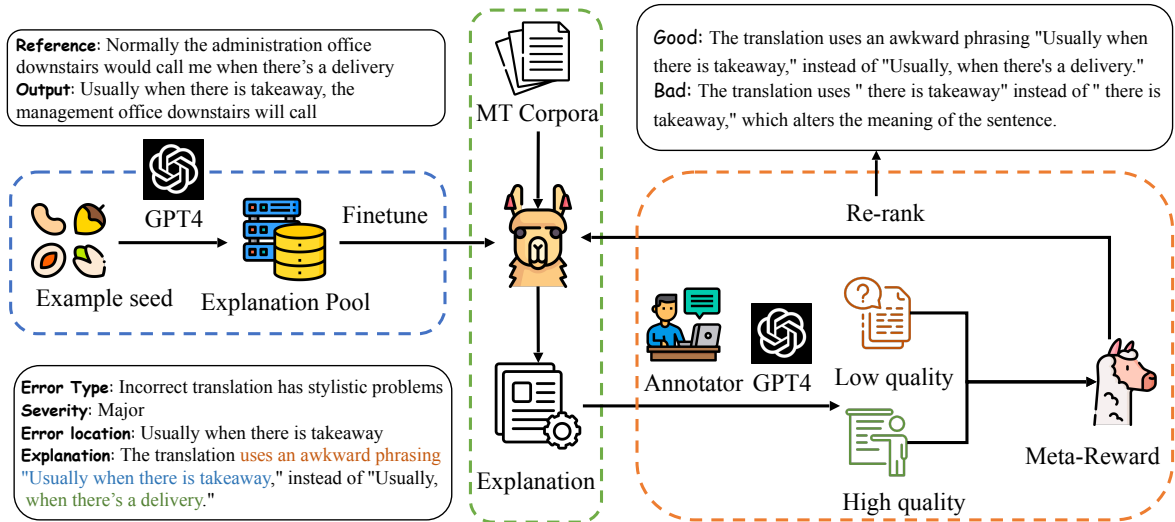


Figure 2: Our INSTRUCTSCORE pipeline consists of three components: First, we construct synthetic evaluation data from GPT-4 and use it to fine-tune a 7B LLAMA model. Second, we sample from actual machine-generated distribution to trigger INSTRUCTSCORE’s failure modes. We query GPT-4 with human explicit instructions on each failure mode and gather feedback from GPT-4. Third, we train a reward model to pairwise rank our explanation quality and align the generated diagnostic report with human requirements.

times, the demand for explainability in evaluation metrics has grown considerably. Freitag et al. (2021a) introduces a multi-dimensional quality metrics (MQM) framework tailored for machine translation. Leiter et al. (2022b) delves into the essential characteristics of explainable machine translation evaluation metrics. Several evaluation metrics derived from this framework demonstrate enhanced explainability by differentiating the severity of diverse errors (Lu et al., 2022; Xu et al., 2022b,a). UniEval (Zhong et al., 2022) creates a multi-dimensional evaluation system by developing and learning custom datasets for each aspect and providing scores across various dimensions. Considering the remarkable progress of LLMs in text generation tasks, researchers are exploring their potential for assessing and evaluating models. Fu et al. (2023) examines the evaluation capabilities of numerous LLMs across multiple aspects for four generative tasks. Although previous studies attempt to disentangle single scores into multiple dimensions, the lack of explanation still hampers interpretation. Kocmi and Federmann (2023) and Liu et al. (2023) discovered that GPT-3.5 and larger models can achieve competitive correlation to humans and are capable of generating rationales for their decision-making processes. However, these generated rationales are free-form and may not necessarily align with human understanding. In our work, we implement INSTRUCTSCORE to generate

error annotations with structured explanations. Furthermore, we explicitly instruct INSTRUCTSCORE to produce explanations that align with human expectations and requirements.

### 3 Problem Definition

The core concept of the learned explainable metric is to establish a scalar quality score based on a diagnostic report generated for a given output sentence. Given a reference  $y$  and a candidate output  $x$ , the INSTRUCTSCORE evaluates the quality of  $x$  by producing an intermediate diagnostic report that identifies error locations  $l$ , error types  $t$ , and severity levels  $se$  for each individual error. INSTRUCTSCORE is learning a function  $M$ ,  $M(x, y) \rightarrow (l, t, se, e)$ . Due to the limited human annotations, such mapping data is not available for most text generation tasks. Therefore, we propose an automatic way to construct a dataset to train  $M$ .

### 4 The INSTRUCTSCORE Approach

In this section, we present INSTRUCTSCORE, an explainable metric that offers a comprehensive diagnosis of generation errors. First, we extract implicit explanatory knowledge from a large-scale instruction-following model and use it to fine-tune a pre-trained language model (Section 4.1). Second, we gather human-instructed automatic feedback for INSTRUCTSCORE’s explanations on actual machine-generated outputs, enabling us to

Fields	Explanation Failure Mode	Failure Descriptions
Local Failure Mode		
Error Type	Consistency to explanation	M1: Error type descriptions should be consistent with explanation
Error Location	Consistency to explanation	M2: Error locations have to be consistent with the explanation
	Error location hallucination	M3: Error locations have to be referred to in the output text
Explanation	Error location hallucination	M4: Error locations have to be referred in the output text
	Major/Minor disagreement	M5: Major and minor labels correspond to the correct severity levels
Global Failure Mode		
Error Type, Location and Explanation	No-error	G1: Error described in the explanation has to be an error
	Repetition	G2: One error can not be mentioned twice in two explanations
	Phrase misalignment	G3: The incorrect phrase and correct phrase have to be correctly aligned
	Mention multiple errors	G4: One error can only correspond to one error span
	Phrase inconsistency	G5: The explanation has to be consistent with the human logic

Table 1: This table shows explanation failure modes and descriptions in the explanation output of INSTRUCTSCORE. Local errors are field-specific, which only correspond to the error of the local field. Global errors can affect all three fields, such as error type, error location, and explanation.

train a reward function that ranks the quality of explanations (Section 4.3). Finally, we align INSTRUCTSCORE with the reward feedback to produce accurate and human-like explanations (Section 4.4). The quality score  $s$  for each candidate  $y$  is determined based on the number of errors and their respective severity estimations in the diagnostic report <sup>2</sup>.

#### 4.1 Implicit Knowledge Extraction

Inspired by the large language model (LLM)’s evaluation capability (Kocmi and Federmann, 2023), we hypothesized that LLM gathered rich evaluation knowledge through its large-scale pretraining data. This knowledge can then be extracted through aspect-based prompts.

Specifically, we collected raw text sentences in the target language from diverse domains and topics via GPT-4 (Details are included in Section 5.1 and Appendix A). This corpus is used as the starting point to inject errors. Then, we prompt GPT-4 to synthesize designated generation errors, as shown in Table 12.

For each raw text, we specify the number of errors, error types, and severity labels (minor/major). After generating a candidate output with the specified errors, GPT-4 also generates an explanation for each error annotation. Benefiting from the large-scale pre-training corpora, GPT-4 is able to generate diverse errors and meet the requirements with specified instructions. To avoid the model’s over-

<sup>2</sup>We assign -1 for a minor error and -5 for a major error. Total score is the sum of  $(-1) * \text{\#Minor errors} + (-5) * \text{\#Major errors}$

reliance on the lexical and structural similarities between the candidate and raw text, we request GPT-4 to rephrase the raw text sentence to construct pseudo-reference sentence. By specifying error type,  $t$ , severity label  $se$ , and raw text, GPT-4 is able to generate a synthetic error sentence  $x$  with annotated error location  $l$  and a pseudo reference  $y$  with explanation  $e$ . Therefore, we can construct synthetic data that maps  $(x, y)$  to  $(t, l, se, e)$ .

During the fine-tuning phase, the LLaMA model takes the pseudo reference  $y$  and candidate  $x$  as the input. The objective is to generate the corresponding error type  $t$ , the error location  $l$ , the severity label  $se$ , and the explanation  $e$  (A concrete example can be found in Figure 2). We denote  $M$  as the base model. Our training objective is the following:

$$\mathcal{L}(t, l, se, e, x, y) = -\log P_M(t, l, se, e|y, x) \quad (1)$$

#### 4.2 Failure Modes of the Explanation

In addition to adhering to a pre-defined structure, our explanation output must meet certain fundamental criteria (Refer to Table 1). We categorize failure modes into global and local levels. In the event of a global failure, all three fields: error type, error location, and error explanation become invalid. Meanwhile, a local failure only affects one specific field, such as the error type.

We define five scenarios that can trigger a global failure. First, if a detected error is not an actual error, a global failure is detected. Second, since INSTRUCTSCORE’s outputs may contain multiple error explanations, each output should only refer

to one independent error. Third, an error cannot be described twice in the diagnostic report. Fourth, in the explanation, a phrase in the candidate output may be misaligned with the phrase in the reference (a concrete example can be found in the Appendix), and one explanation should not mention multiple errors. Lastly, the explanation must adhere to basic logic; for example, it cannot display "*use water instead of water*", and the suggested correction must be accurate.

We also define local failure modes that can only impact the local field. The error type and error location must be consistent with the explanation description. The error location should specify a text span contained in the output. Furthermore, the explanation must correspond to the major-minor estimation. For instance, if an explanation describes a minor change in word choice, it should be classified as a minor error rather than a major error (please refer to concrete examples in the Appendix Table 4). A special case would be when the INSTRUCTSCORE outputs a candidate with no errors. In this situation, we need to verify if this is accurate. If the output does contain errors, then the entire diagnostic report is incorrect.

Ideally, a human annotator can provide the most accurate judgment for detecting each failure mode. However, obtaining annotations from humans for every instance of a diagnostic report is infeasible. As an alternative, we leverage the LLM’s capabilities in information extraction, parsing, and semantic understanding to convert complex requirement queries into simple Yes/No questions.

Specifically, we prompt the LLM to parse the explanation into incorrect and correct phrase pairs and extract the error span from the error location. To address hallucinations from error location (M3) and explanation (M4), we verify if our parsed error span is present in the candidate sentence. If one error annotation contains multiple incorrect-correct phrase pairs, it indicates multiple errors in one error location (G4). To address G5, we first check if the correct and incorrect phrases are identical. Additionally, we verify if the revision suggestion is already in the output. For the remaining M and G aspects, we design aspect-specific prompt queries for the LLM. A detailed example and discussion of the prompt query for checking M1-M5 and G1-G5 can be found in Table 13 and 14 in Appendix Section B.

### 4.3 Human-Instructed Reward Function

As reported by prior works (Sellam et al., 2020a; Xu et al., 2022c), there is a discrepancy between synthetic and actual machine-generated outputs. We hypothesize that this discrepancy can contribute to most of our failure modes described in Table 11 when deploying the model into the evaluation pipeline.

After fine-tuning our metric, with  $M(x, y) \rightarrow (l, t, se, e)$ , we obtain a good initialization of  $M$  with evaluation capability. In practice, there exists a large set of generation model output  $\{h_i\}$ <sup>3</sup>. Ideally, if we can sample a diverse set of those model outputs, we can approximate the real distribution of the model-generated texts. We leverage a supervised training data consisting  $\{j, k\}$  input-output pairs and a large set of the generation models  $\{m_i\}$  which can perform this task. We input  $m_i$  with  $j$  to obtain a large set of hypotheses  $\{h_i\}$ . We used  $h$  as candidate output and  $k$  as a reference to construct input data for metric  $M$ .

Since there is a discrepancy between our synthetic candidate-reference pair  $\{x, y\}$  and  $\{h, k\}$ , we would expect some failure modes described in Table 1 to be observed. We use top- $p$  sampling to sample a diverse set of  $M$ ’s outputs,  $\{o_i\}$ . We pair each diagnostic output  $o_i$  with candidate reference pair  $(h_i, k_i)$  and input them into LLM to have an assessment of each local and global failure mode. Since we have the structured diagnostic output, we assign each with a binary score (In total 3 fields). If one local error is observed, the corresponding field score will be 0. If any of the global errors are observed, all fields will be 0s. Therefore, for each error annotation,  $score = \frac{\#correct\ fields}{\#total\ fields}$ . The scores for all error annotations in one instance will be averaged, yielding a total score between 0 to 1.

For each instance  $(h, k)$ , we sample  $n$  possible diagnostic outputs and use the feedback scores to perform pairwise rankings. Similar to (Ouyang et al., 2022), we learn a reward model  $R$  by direct comparisons between two model outputs on the same input (Refer to Eqn 2). This can create  $\binom{n}{2}$  comparisons for each instance.

$$\mathcal{L}_R = -E_{(h,j) \sim \mathcal{D}} E_{(o_w, o_l) \sim M(h,k)} [\log(\sigma(R_\theta(h, k, o_w) - R_\theta(h, k, o_l)))] \quad (2)$$

where  $o_w$  ranks higher than  $o_l$  for each comparison,

<sup>3</sup>A large set of model outputs consists of models with different architectures, initialization or training data, etc. However, they all have the capability to perform a certain task.

and  $\theta$  is trainable parameter of the reward model.

#### 4.4 Human-aligned Explanation Output

After obtaining the reward model  $R$ , we are able to rank the metrics' outputs with their alignments toward human requirements. We create a simple baseline by directly asking the Reward model to be a Ranker and selecting the most aligned output from INSTRUCTSCORE's output distribution. We use top  $p$  sampling to sample a large set of candidate outputs and select the candidate output that maximizes the reward. Meanwhile, we are also actively exploring reinforcement learning to pass the reward to the model using Proximal Policy Optimization (PPO) (Schulman et al., 2017).

### 5 Experiments

In the experiment section, we aim to address the following research questions: 1) *Can we extract implicit evaluation knowledge from GPT-4 and distill this knowledge into a 7B model for text generation evaluation?* 2) *What is the performance quality across various domains within the English language?* 3) *Given that LLaMA is predominantly trained in English texts, can it effectively evaluate translations in other languages?* 4) *Can we align the evaluation with human expectations without requiring extensive human input?* To answer questions 1) and 2), we conducted an extrinsic evaluation that employed metric scores derived from the generated explanations. We then analyzed their Kendall and Pearson correlation with human ratings obtained from WMT22. To assess the metric's generalization capabilities, we specifically examined four diverse domains: News, Conversation, Social, and E-Commerce. For question 3), we evaluated our approach on English-to-German and English-to-Russian translations in order to investigate its multilingual evaluation capabilities. Lastly, to address question 4), we utilized the Kendall correlation to show that our human-instructed reward function can effectively prioritize explanations that are better aligned with human expectations.

#### 5.1 Experiment Setup

**Baseline and Benchmark** We tested our INSTRUCTSCORE at WMT22 shared metric task, in three target languages: English, German, and Russian. We included all participating metric systems as our baselines, including n-gram based metrics: BLEU (Papineni et al., 2002) and chrF (Popović,

2015); Unsupervised learned metrics: YiSi-1 (Lo, 2019), BERTScore (Zhang et al., 2019), SEScore (Xu et al., 2022b) and SEScore2 (Xu et al., 2022a); LLM-based metrics: ChatGPT and GPT3-Dav3 (Kocmi and Federmann, 2023); Supervised learned metrics: COMET-20 (Rei et al., 2020), BLEURT-20 (Sellam et al., 2020a), UniTE (Wan et al., 2022), COMETKiwi (Rei et al., 2022b), COMET-QE (Chimoto and Bassett, 2022), MetricX XXL<sup>4</sup> and COMET22 (Rei et al., 2022a).

**Implementation** We use GPT-4 as our implicit evaluation knowledge base. We use LLaMA-7B as our trained initialization. For the data generation pipeline, we start by prompting GPT-4 with 12 seed domains, such as medical, technology News, etc. We used GPT-4 to augment them to 100 distinct domains. For each domain, we further used GPT-4 to generate 100 topics. In the end, we generate 10k sentences with distinct topics, lengths, and sentence structures (See Appendix Table 8). We apply prompts in Appendix Table 12 with 10k raw text to generate a synthetic dataset with candidate-reference pair as input and structured diagnostic report as output. We use the language modeling loss to fine-tune the LLaMA-7B model with a 10k synthetic dataset. We trained our model for 3 epochs, with learning rate, batch size, and weight decay to be  $2e-5$ , 128, 0, respectively. During the evaluation of the model, we set the temperature to 0 to perform greedy decoding.

We used machine translation (MT) outputs from 18 participating systems at WMT20 (Sellam et al., 2020b) to approximate the distribution of the model-generated output. We use 2,000 Chinese-to-English parallel sentences. We randomly select one of the 20 MT systems to translate each source sentence and obtain 2,000 translation outputs in the end. We pair each translation with reference as input to INSTRUCTSCORE and use top  $p$  sampling with temperature 0.8 and  $p = 0.9$  to generate 8 candidate outputs for each input. We obtained GPT-4's feedback on those 16,000 candidate outputs and formed 35,932 ranking pairs<sup>5</sup>. We use another 7B LLaMA model to train our reward model.

**Meta-evaluation** We evaluate the performance of INSTRUCTSCORE using the Segment-level

<sup>4</sup>This is an anonymous submission metric to WMT22 shared metric task. We access its performance through the official WMT22 shared metric website: <https://wmt-metrics-task.github.io>

<sup>5</sup>We removed tie ranking pairs

		News		E-Comm		Chat		Social		Overall	
		$\tau$	$\rho$	$\tau$	$\rho$	$\tau$	$\rho$	$\tau$	$\rho$	$\tau$	$\rho$
With Supervision	COMET-20	0.317	0.394	0.330	0.423	0.301	0.365	0.335	0.378	0.332	0.386
	BLEURT-20	0.350	0.477	0.365	0.458	0.301	0.364	0.371	0.429	0.361	0.430
	UniTE	0.304	0.348	0.342	0.397	0.365	0.453	0.392	0.439	0.361	0.410
	COMETKiwi[noref]	0.367	0.527	0.364	0.508	0.281	0.364	0.388	0.524	0.364	0.509
	COMET-QE[noref]	0.374	0.499	0.360	0.486	0.267	0.359	0.340	0.488	0.365	0.505
	MetricX XXL	<b>0.422</b>	<b>0.579</b>	<b>0.434</b>	0.570	<b>0.377</b>	0.447	0.412	0.563	0.427	0.581
	COMET-22	0.407	0.576	0.433	<b>0.587</b>	0.369	<b>0.463</b>	<b>0.427</b>	<b>0.582</b>	<b>0.428</b>	<b>0.585</b>
Without Supervision	BLEU	0.049	0.102	0.159	0.206	0.117	0.155	0.171	0.169	0.145	0.175
	ChrF	0.045	0.078	0.174	0.214	0.151	0.198	0.198	0.184	0.154	0.147
	YiSi-1	0.246	0.353	0.315	0.398	0.307	0.242	0.339	0.322	0.296	0.351
	BERTScore	0.268	0.378	0.326	0.411	0.264	0.337	0.333	0.347	0.316	0.376
	ChatGPT-DA	0.289	0.349	0.378	0.383	0.365	0.407	0.375	0.349	0.361	0.357
	ChatGPT-DA [src]	0.328	0.372	0.382	0.386	0.306	0.368	0.382	0.352	0.359	0.373
	GPT3-Dav3-DA	0.303	0.312	0.370	0.297	<b>0.380</b>	0.375	0.387	0.348	0.371	0.309
	GPT3-Dav3-DA[src]	0.198	0.164	0.284	0.198	0.303	0.307	0.311	0.198	0.289	0.201
	SEScore1	0.245	0.368	0.352	0.457	0.303	0.368	0.337	0.405	0.331	0.422
	SEScore2	0.276	0.418	0.360	0.497	0.310	0.380	0.328	0.439	0.330	0.464
	INSTRUCTSCORE	<b>0.389</b>	<b>0.496</b>	<b>0.434</b>	<b>0.505</b>	0.350	<b>0.385</b>	<b>0.430</b>	<b>0.505</b>	<b>0.425</b>	<b>0.517</b>

Table 2: Segment-level Kendall ( $\tau$ ) and Pearson ( $\rho$ ) correlation on Zh-En for WMT22. INSTRUCTSCORE significantly outperforms all unsupervised metrics in all domains based on William’s pairwise significance test, with p values  $< 0.05$ . We bold the best performed supervised and unsupervised metrics.

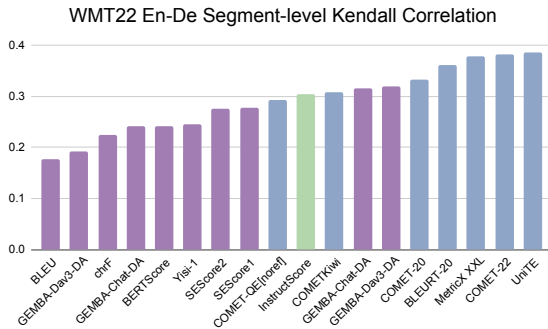


Figure 3: Segment-level Kendall correlation of INSTRUCTSCORE at WMT22 English-to-German. Purple indicates unsupervised learned metrics, while Blue indicates supervised learned metrics.

Kendall and Pearson correlation between human and metric output. Kendall correlation is the official meta-evaluation metric used by WMT22 metric shared task (Freitag et al., 2022b) which assesses the ranking capability of the evaluation method. However, Kendall Tau-b might favor tie pairs, potentially giving an unfair advantage to systems that produce a large number of such pairs. On the other hand, the Pearson correlation measures the linear association between two datasets. By reporting both results, which are complementary in nature, we can achieve a comprehensive understanding of the method’s performance.

## 5.2 Main Results

We assess the primary performance of INSTRUCTSCORE in the Chinese-to-English translation direction at WMT22. As shown in Table 2, INSTRUCTSCORE significantly surpasses all other unsupervised metrics across various domains, achieving an overall improvement of 5.4% in Kendall’s correlation and 20.8% in Pearson’s correlation over the top GPT3.5-based models. All improvements are statistically significant. Surprisingly, INSTRUCTSCORE even outperforms prior supervised learned metrics that trained over direct assessment data (DA), leading COMET20 and BLEURT20 by 9.3% and 6.4% at overall Kendall correlation. Lastly, we demonstrate that INSTRUCTSCORE can achieve close performance to the supervised learned metrics that have trained over comprehensive human rating data (both DA and MQM data), with only a 0.3% gap in the overall Kendall correlation.

## 5.3 Robust Performance across Domains

In Table 2, we further evaluate the performance of INSTRUCTSCORE across different domains. From Kendall correlation analysis, INSTRUCTSCORE surpasses all unsupervised metrics in four domains. It achieves comparable performance in *Ecommerce*, *Chat*, and *Social* domains when compared to the leading supervised metrics COMET22 and Metric-XXL. However, its performance is no-

ticeably worse in the *News* domain compared to COMET22 and Metric-XXL. This gap can be primarily attributed to their supervised data distribution of News domain DA and MQM data.

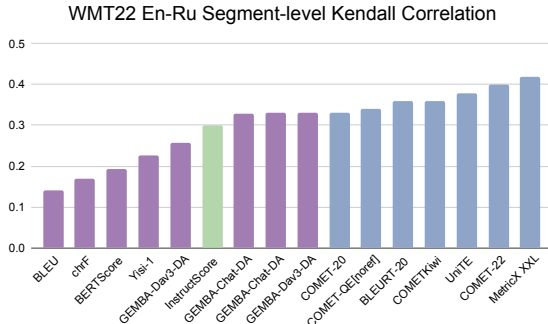


Figure 4: Segment-level Kendall correlation of INSTRUCTSCORE at WMT22 English-to-Russian. Purple indicates unsupervised learned metrics, while Blue indicates supervised learned metrics.

#### 5.4 Quantitative Analysis

Fields	Explanation Failure Mode	Percent%
Local Failure Mode		
Error Type	M1: Consistency to explanation	5.2%
Error Location	M2: Consistency to explanation	1.2%
	M3: Error location hallucination	8.2%
Explanation	M4: Error location hallucination	4.5%
	M5: Major/Minor disagreement	27.6%
Global Failure Mode		
Error Type, Location and Explanation	G1: No-error	2.3%
	G2: Repetition	1.8%
	G3: Phrase misalignment	1.4%
	G4: Mention multiple errors	0.2%
	G5: Phrase inconsistency	2.2%

Table 3: This table shows explanation failure modes and their corresponding failure occurrence ratios.

**Performance at Non-English Language.** Due to the imbalanced pretraining distribution, we suspect that INSTRUCTSCORE might exhibit lower performance towards non-English target languages. Specifically, we followed the same data construction pipeline as in English and tested INSTRUCTSCORE on WMT22 En-De and En-Ru (as shown in Figures 3 and 4). INSTRUCTSCORE outperforms all unsupervised learning metrics except for a slightly worse performance compared to the 175B ChatGPT and GPT3.5 models. However, in both languages, the unsupervised IN-

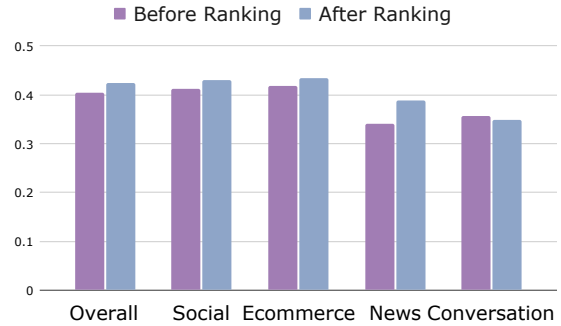


Figure 5: Segment-level Kendall correlation of INSTRUCTSCORE before and after reward function rankings across four domains in WMT22 Chinese-to-English.

STRUCTSCORE cannot surpass supervised counterparts like COMET20 and BLEURT20. We hypothesize that several reasons contribute to this observation:

First, LLaMA might have insufficient pretraining data for non-English texts, resulting in weaker pre-trained knowledge for languages other than English. Second, our task setting for non-English languages implicitly necessitates INSTRUCTSCORE’s alignment capabilities between two languages (see an example in the Appendix). In particular, we employed English instructions and responses to form our diagnostic report and quoted evidence from German or Russian output/reference texts, explicitly requiring mixed code text generation. A potential future direction involves investigating warmup methods for multilingual language alignment before training over our evaluation data.

**Explanation Error Pathology.** We then use GPT-4 to investigate the failure occurrence ratios for each pathology that we defined in Table 3. From GPT-4’s feedback, we find out that our INSTRUCTSCORE has substantial major/minor disagreement with GPT-4’s decision. Moreover, the hallucination at the error location is still severe, which occurs as 8.2% of quoted outputs that are not occurring in the machine-generated output. Multiple-error occurrence is relatively light, accounting for only 0.2% for all input instances. The rest of the failure modes are between 1% to 5.2%.

**Benefit from Reward Model.** We extrinsically evaluate our reward model by performing output reranking for the INSTRUCTSCORE method. We observe consistent improvements in three out of four domains for the Chinese-to-English direction.



Specifically, the News domain obtains the most significant improvement, with a 4.9% increase in Kendall correlation. For the remaining domains, the improvements range between 1% and 2%.

## 6 Conclusion

In this paper, we present a novel framework for explainable text generation evaluation, addressing the existing black-box limitations associated with learned metrics. We define a set of explanation pathologies to regularize the explanations to align with human interpretations. Empirical evidence demonstrates the framework’s capacity to extract implicit evaluation knowledge from large language models (LLMs) and distill it into a significantly smaller pre-trained language model (7B) while maintaining strong correlations with human evaluations. We also demonstrate that we can train a reward function from human-instructed LLM feedback and further align the explanation generation with human requirements.

## Limitations

While LLaMA’s (Touvron et al., 2023) text generation primarily focuses on English due to the abundance of pretraining data, the exploration of its capabilities in other languages is currently ongoing. We are proactively advancing our pipeline validation for multiple languages, and we aim to enhance mixed code generation ability by incorporating warm-up techniques. Our pipeline relies on extracting evaluation knowledge from GPT-4, which may vary in quality based on the language used in GPT-4’s pretraining. Thus, we are working on addressing potential challenges for low-resource languages to ensure high-quality output across various linguistic contexts.

Meta-evaluation is primarily accomplished through extrinsic evaluation methods, which include calculating the Kendall correlation based on the final scores derived from our diagnostic report and human rating data. Similarly, we also compare the re-ranked outputs and compute Kendall’s correlation to human ratings. To ensure the accuracy and reliability of our evaluation, we continuously seek additional validation through human evaluation.

While our data construction pipeline utilizes GPT-4 outputs, we recognize the significance of quantitatively measuring its biases and are actively researching future directions. This includes exploring INSTRUCTSCORE’s evaluation abilities on both

GPT-4 and non-GPT-4 outputs, ensuring a comprehensive understanding of the system.

## Ethics Statement

One potential future direction for benefiting from human-like outputs of INSTRUCTSCORE is to facilitate interactive human evaluation between human and automatic metrics. For example, INSTRUCTSCORE could initially gather evidence for humans and then request them to assess the severity labels. This could potentially result in more efficient and agreeable human annotations. Despite the human-like outputs from INSTRUCTSCORE, it opens the risks that the AI model attempts to impose a human annotator. The misuse of this model and imposing human annotations can lead to serious consequences. Future work should also look into the automatic detection method in distinguishing human and model-generated annotations.

## References

Rohan Anil, Andrew M. Dai, Orhan Firat, Melvin Johnson, Dmitry Lepikhin, Alexandre Passos, Siamak Shakeri, Emanuel Taropa, Paige Bailey, Zhifeng Chen, Eric Chu, Jonathan H. Clark, Laurent El Shafey, Yanping Huang, Kathy Meier-Hellstern, Gaurav Mishra, Erica Moreira, Mark Omernick, Kevin Robinson, Sebastian Ruder, Yi Tay, Kefan Xiao, Yuanzhong Xu, Yujing Zhang, Gustavo Hernandez Abrego, Junwhan Ahn, Jacob Austin, Paul Barham, Jan Botha, James Bradbury, Siddhartha Brahma, Kevin Brooks, Michele Catasta, Yong Cheng, Colin Cherry, Christopher A. Choquette-Choo, Aakanksha Chowdhery, Clément Crepy, Shachi Dave, Mostafa Dehghani, Sunipa Dev, Jacob Devlin, Mark Díaz, Nan Du, Ethan Dyer, Vlad Feinberg, Fangxiaoyu Feng, Vlad Fienber, Markus Freitag, Xavier Garcia, Sebastian Gehrmann, Lucas Gonzalez, Guy Gur-Ari, Steven Hand, Hadi Hashemi, Le Hou, Joshua Howland, Andrea Hu, Jeffrey Hui, Jeremy Hurwitz, Michael Isard, Abe Ittycheriah, Matthew Jagielski, Wenhao Jia, Kathleen Kenealy, Maxim Krikun, Sneha Kudugunta, Chang Lan, Katherine Lee, Benjamin Lee, Eric Li, Music Li, Wei Li, YaGuang Li, Jian Li, Hyeontaek Lim, Hanzhao Lin, Zhongtao Liu, Frederick Liu, Marcello Maggioni, Aroma Mahendru, Joshua Maynez, Vedant Misra, Maysam Moussalem, Zachary Nado, John Nham, Eric Ni, Andrew Nystrom, Alicia Parrish, Marie Pellat, Martin Polacek, Alex Polozov, Reiner Pope, Siyuan Qiao, Emily Reif, Bryan Richter, Parker Riley, Alex Castro Ros, Aurko Roy, Brennan Saeta, Rajkumar Samuel, Renee Shelby, Ambrose Slone, Daniel Smilkov, David R. So, Daniel Sohn, Simon Tokumine, Dasha Valter, Vijay Vasudevan, Kiran Vodrahalli, Xuezhi Wang, Pidong Wang, Zirui Wang, Tao Wang, John Wieting, Yuhuai Wu, Kelvin Xu, Yunhan Xu, Linting

- Xue, Pengcheng Yin, Jiahui Yu, Qiao Zhang, Steven Zheng, Ce Zheng, Weikang Zhou, Denny Zhou, Slav Petrov, and Yonghui Wu. 2023. [Palm 2 technical report](#).
- Tom Brown, Benjamin Mann, Nick Ryder, Melanie Subbiah, Jared D Kaplan, Prafulla Dhariwal, Arvind Neelakantan, Pranav Shyam, Girish Sastry, Amanda Askell, et al. 2020. Language models are few-shot learners. *Advances in neural information processing systems*, 33:1877–1901.
- Everlyn Chimoto and Bruce Bassett. 2022. [COMET-QE and active learning for low-resource machine translation](#). In *Findings of the Association for Computational Linguistics: EMNLP 2022*, pages 4735–4740, Abu Dhabi, United Arab Emirates. Association for Computational Linguistics.
- Patrick Fernandes, António Farinhas, Ricardo Rei, José G. C. de Souza, Perez Ogayo, Graham Neubig, and Andre Martins. 2022. [Quality-aware decoding for neural machine translation](#). In *Proceedings of the 2022 Conference of the North American Chapter of the Association for Computational Linguistics: Human Language Technologies*, pages 1396–1412, Seattle, United States. Association for Computational Linguistics.
- Markus Freitag, George Foster, David Grangier, Viresh Ratnakar, Qijun Tan, and Wolfgang Macherey. 2021a. Experts, errors, and context: A large-scale study of human evaluation for machine translation. *Transactions of the Association for Computational Linguistics*, 9:1460–1474.
- Markus Freitag, David Grangier, and Isaac Caswell. 2020. Bleu might be guilty but references are not innocent. In *Proceedings of the 2020 Conference on Empirical Methods in Natural Language Processing (EMNLP)*, pages 61–71.
- Markus Freitag, David Grangier, Qijun Tan, and Bowen Liang. 2022a. [High quality rather than high model probability: Minimum Bayes risk decoding with neural metrics](#). *Transactions of the Association for Computational Linguistics*, 10:811–825.
- Markus Freitag, Ricardo Rei, Nitika Mathur, Chi-kiu Lo, Craig Stewart, Eleftherios Avramidis, Tom Kocmi, George Foster, Alon Lavie, and André F. T. Martins. 2022b. [Results of WMT22 metrics shared task: Stop using BLEU – neural metrics are better and more robust](#). In *Proceedings of the Seventh Conference on Machine Translation (WMT)*, pages 46–68, Abu Dhabi, United Arab Emirates (Hybrid). Association for Computational Linguistics.
- Markus Freitag, Ricardo Rei, Nitika Mathur, Chi-kiu Lo, Craig Stewart, George Foster, Alon Lavie, and Ondřej Bojar. 2021b. [Results of the WMT21 metrics shared task: Evaluating metrics with expert-based human evaluations on TED and news domain](#). In *Proceedings of the Sixth Conference on Machine Translation*, pages 733–774, Online. Association for Computational Linguistics.
- Jinlan Fu, See-Kiong Ng, Zhengbao Jiang, and Pengfei Liu. 2023. [Gptscore: Evaluate as you desire](#). *arXiv preprint arXiv:2302.04166*.
- Tom Kocmi and Christian Federmann. 2023. Large language models are state-of-the-art evaluators of translation quality. *arXiv preprint arXiv:2302.14520*.
- Christoph Leiter, Piyawat Lertvittayakumjorn, M. Fomicheva, Wei Zhao, Yang Gao, and Steffen Eger. 2022a. [Towards explainable evaluation metrics for natural language generation](#). *ArXiv*, abs/2203.11131.
- Christoph Leiter, Piyawat Lertvittayakumjorn, Marina Fomicheva, Wei Zhao, Yang Gao, and Steffen Eger. 2022b. [Towards explainable evaluation metrics for natural language generation](#). *arXiv preprint arXiv:2203.11131*.
- Yang Liu, Dan Iter, Yichong Xu, Shuohang Wang, Ruochen Xu, and Chenguang Zhu. 2023. [G-eval: Nlg evaluation using gpt-4 with better human alignment](#).
- Chi-kiu Lo. 2019. [YiSi - a unified semantic MT quality evaluation and estimation metric for languages with different levels of available resources](#). In *Proceedings of the Fourth Conference on Machine Translation (Volume 2: Shared Task Papers, Day 1)*, pages 507–513, Florence, Italy. Association for Computational Linguistics.
- Qingyu Lu, Liang Ding, Liping Xie, Kanjian Zhang, Derek F Wong, and Dacheng Tao. 2022. [Toward human-like evaluation for natural language generation with error analysis](#). *arXiv preprint arXiv:2212.10179*.
- OpenAI. 2023. [Gpt-4 technical report](#).
- Long Ouyang, Jeff Wu, Xu Jiang, Diogo Almeida, Carroll L Wainwright, Pamela Mishkin, Chong Zhang, Sandhini Agarwal, Katarina Slama, Alex Ray, et al. 2022. [Training language models to follow instructions with human feedback](#). *arXiv preprint arXiv:2203.02155*.
- Kishore Papineni, Salim Roukos, Todd Ward, and Wei-Jing Zhu. 2002. [Bleu: a method for automatic evaluation of machine translation](#). In *Proceedings of the 40th Annual Meeting of the Association for Computational Linguistics*, pages 311–318, Philadelphia, Pennsylvania, USA. Association for Computational Linguistics.
- Maja Popović. 2015. [chrF: character n-gram F-score for automatic MT evaluation](#). In *Proceedings of the Tenth Workshop on Statistical Machine Translation*, pages 392–395, Lisbon, Portugal. Association for Computational Linguistics.
- Ricardo Rei, José G. C. de Souza, Duarte Alves, Chrysoula Zerva, Ana C Farinha, Taisiya Glushkova, Alon Lavie, Luisa Coheur, and André F. T. Martins. 2022a. [COMET-22: Unbabel-IST 2022 submission](#)

- for the metrics shared task. In *Proceedings of the Seventh Conference on Machine Translation (WMT)*, pages 578–585, Abu Dhabi, United Arab Emirates (Hybrid). Association for Computational Linguistics.
- Ricardo Rei, Craig Stewart, Ana C Farinha, and Alon Lavie. 2020. **COMET: A neural framework for MT evaluation**. In *Proceedings of the 2020 Conference on Empirical Methods in Natural Language Processing (EMNLP)*, pages 2685–2702, Online. Association for Computational Linguistics.
- Ricardo Rei, Marcos Treviso, Nuno M. Guerreiro, Chrysoula Zerva, Ana C. Farinha, Christine Maroti, José G. C. de Souza, Taisiya Glushkova, Duarte M. Alves, Alon Lavie, Luisa Coheur, and André F. T. Martins. 2022b. **Cometkiwi: Ist-unbabel 2022 submission for the quality estimation shared task**.
- John Schulman, Filip Wolski, Prafulla Dhariwal, Alec Radford, and Oleg Klimov. 2017. **Proximal policy optimization algorithms**.
- Thibault Sellam, Dipanjan Das, and Ankur Parikh. 2020a. **BLEURT: Learning robust metrics for text generation**. In *Proceedings of the 58th Annual Meeting of the Association for Computational Linguistics*, pages 7881–7892, Online. Association for Computational Linguistics.
- Thibault Sellam, Amy Pu, Hyung Won Chung, Sebastian Gehrmann, Qijun Tan, Markus Freitag, Dipanjan Das, and Ankur Parikh. 2020b. **Learning to evaluate translation beyond english: Bleurt submissions to the wmt metrics 2020 shared task**. In *Proceedings of the Fifth Conference on Machine Translation*, pages 921–927, Online. Association for Computational Linguistics.
- Matthew Snover, Bonnie Dorr, Rich Schwartz, Linnea Micciulla, and John Makhoul. 2006. **A study of translation edit rate with targeted human annotation**. In *Proceedings of the 7th Conference of the Association for Machine Translation in the Americas: Technical Papers*, pages 223–231, Cambridge, Massachusetts, USA. Association for Machine Translation in the Americas.
- Brian Thompson and Matt Post. 2020. **Automatic machine translation evaluation in many languages via zero-shot paraphrasing**. In *Proceedings of the 2020 Conference on Empirical Methods in Natural Language Processing (EMNLP)*, pages 90–121, Online. Association for Computational Linguistics.
- Hugo Touvron, Thibaut Lavril, Gautier Izacard, Xavier Martinet, Marie-Anne Lachaux, Timothée Lacroix, Baptiste Rozière, Naman Goyal, Eric Hambro, Faisal Azhar, et al. 2023. **Llama: Open and efficient foundation language models**. *arXiv preprint arXiv:2302.13971*.
- Yu Wan, Dayiheng Liu, Baosong Yang, Haibo Zhang, Boxing Chen, Derek Wong, and Lidia Chao. 2022. **UniTE: Unified translation evaluation**. In *Proceedings of the 60th Annual Meeting of the Association for Computational Linguistics (Volume 1: Long Papers)*, pages 8117–8127, Dublin, Ireland. Association for Computational Linguistics.
- Wenda Xu, Xian Qian, Mingxuan Wang, Lei Li, and William Yang Wang. 2022a. **Sescore2: Retrieval augmented pretraining for text generation evaluation**. *arXiv preprint arXiv:2212.09305*.
- Wenda Xu, Yi-Lin Tuan, Yujie Lu, Michael Saxon, Lei Li, and William Yang Wang. 2022b. **Not all errors are equal: Learning text generation metrics using stratified error synthesis**. In *Findings of the Association for Computational Linguistics: EMNLP 2022*, pages 6559–6574, Abu Dhabi, United Arab Emirates. Association for Computational Linguistics.
- Wenda Xu, Yi-lin Tuan, Yujie Lu, Michael Saxon, Lei Li, and William Yang Wang. 2022c. **Not all errors are equal: Learning text generation metrics using stratified error synthesis**. In *Proceedings of the 2022 Conference on Empirical Methods in Natural Language Processing*.
- Weizhe Yuan, Graham Neubig, and Pengfei Liu. 2021. **Bartscore: Evaluating generated text as text generation**.
- Chrysoula Zerva, Frédéric Blain, Ricardo Rei, Piyawat Lertvittayakumjorn, José G. C. de Souza, Steffen Eger, Diptesh Kanojia, Duarte Alves, Constantin Orăsan, Marina Fomicheva, André F. T. Martins, and Lucia Specia. 2022. **Findings of the WMT 2022 shared task on quality estimation**. In *Proceedings of the Seventh Conference on Machine Translation (WMT)*, pages 69–99, Abu Dhabi, United Arab Emirates (Hybrid). Association for Computational Linguistics.
- Tianyi Zhang, Varsha Kishore, Felix Wu, Kilian Q. Weinberger, and Yoav Artzi. 2019. **Bertscore: Evaluating text generation with bert**.
- Ming Zhong, Yang Liu, Da Yin, Yuning Mao, Yizhu Jiao, Pengfei Liu, Chenguang Zhu, Heng Ji, and Jiawei Han. 2022. **Towards a unified multi-dimensional evaluator for text generation**. In *Proceedings of the 2022 Conference on Empirical Methods in Natural Language Processing*, pages 2023–2038, Abu Dhabi, United Arab Emirates. Association for Computational Linguistics.

## A Prompting for Data Generation

In this section, we will discuss the data generation processes using prompts for GPT-4 API. We start from the seed domains, such as News, Technical, Legal and Medical, etc. We query GPT-4 to augment seed domains to 100 domains (See a prompt example in Table 8). For each domain, we query GPT-4 to generate 100 topics (See a prompt example in Table 9). Therefore, we have obtained 10,000 different topics for this process. For each topic, we generate 5 distinct sentences, each with a different length and structure (See a prompt example in Table 10). For each topic, we randomly select one sentence out of five candidates, yielding 10,000 raw text sentences from distinct topics. We start from each raw text to synthesize sentence errors.

Based on the guidelines provided by (Freitag et al., 2021a), we arbitrarily decide the range of errors from 1 to 5. For each raw text, we randomly select a number of errors from 1 to 5. Each synthesized error will have error types that are predefined from MQM guidelines (Freitag et al., 2021a). For each synthesized error, we randomly select one error type that is defined in Table 11 and randomly select major or minor severity labels. Therefore, based on the given raw text, error type, and severity label, GPT-4 needs to generate the location of the error and explanation for the error annotation (See a prompt example in Table 12). To disentangle the model’s reliance on sentence structure and lexical overlap, we paraphrase the raw text to yield the pseudo reference. The generated synthetic erroneous sentence will become pseudo model generated text. This completes our synthetic data construction. During the fine-tuning process on the LLAMA model, we input the model with pseudo reference and pseudo candidate text, LLAMA is optimized to generate error type, error location, severity label, and explanation.

## B Prompting for LLM Feedback

To obtain GPT-4 feedback for INSTRUCTSCORE’s generated diagnostic report, we developed two different prompts. If our diagnostic report contains error annotations, we asked 7 questions listed in Table 13 to determine the correctness and consistency of the explanation output. This is how we collected responses for failure modes that we defined in Table 1. If our diagnostic report does not contain error annotation, we directly query GPT-4

to validate this claim. If GPT-4 reconfirms with EXPSCORE’s claim, the feedback score is 1. Otherwise, 0.

## C Qualitative Analysis

In this section, we will display a case study of our generated explanations from INSTRUCTSCORE.

### C.1 Case study of INSTRUCTSCORE’s Output Failure Modes of INSTRUCTSCORE’s Output

Please check four failure modes for vanilla fine-tuned INSTRUCTSCORE (See table 4, 5, 7, 6).

---

**INSTRUCTSCORE Input:**

**Reference:** Normally, people wash hands by flushing hands with water, with a little soap and sanitizer at most; however, Li Qizhang and his classmates invented a set of "equipment to wash hands with air".

**Output:** Ordinary people wash their hands with water, at most, wipe some soap and squeeze some hand sanitizer, while Li Qizhang and other students invented a set of "air hand washing device".

---

**INSTRUCTSCORE Output:**

**Your Translation contains 4 errors:**

**Error type 1:** Incorrect translation is missing content from the correct translation

**Major/minor:** Major

**Error location 1:** "with air"

**Explanation for error 1:** The incorrect translation changes the method of hand washing from "with water" to "with air," which significantly alters the meaning of the sentence.

**Error type 2:** Incorrect translation has stylistic problems

**Major/minor:** Major

**Error location 2:** "Ordinary people wash their hands with water, at most, wipe some soap and squeeze some hand sanitizer,"

**Explanation for error 2:** The incorrect translation has a choppy and awkward sentence structure, making it difficult to understand the intended meaning.

**Error type 3:** Incorrect translation includes information not present in the correct translation

**Major/minor:** Major

**Error location 3:** "other students"

**Explanation for error 3:** The incorrect translation adds information about other students, which is not present in the correct translation.

**Error type 4:** Incorrect translation does not accurately represent the correct translation

**Major/minor:** Minor

**Error location 4:** "air hand washing device"

**Explanation for error 4:** The incorrect translation uses "air hand washing device" instead of "air hand washing equipment," which is a less accurate representation of the correct translation.

---

Table 4: This is the case where two phrases are misaligned in the explanation. "With water" and "With air" are incorrectly aligned. "with air" is the correct generation output and is not an error.

---

**INSTRUCTSCORE Input:**

**Reference:** This set of biological sensor uses the new material of graphene; its target is chemical elements, and its keen "sense of smell" enables it to reflect the health status of the body more in-depth and accurately.

**Output:** This biosensor uses graphene, a new material, and its target is chemical elements. Its keen sense of smell enables it to reflect the health status more deeply and accurately.

---

**INSTRUCTSCORE Output:**

**Your Translation contains 2 errors:**

**Error type 1:** Incorrect translation is missing content from the correct translation

**Major/minor:** Major

**Error location 1:** "and its target is chemical elements"

**Explanation for error 1:** The incorrect translation omits the information about the biosensor's target being "chemical elements" and instead only mentions "chemical elements."

**Error type 2:** Incorrect translation has stylistic problems

**Major/minor:** Minor

**Error location 2:** "biosensor" instead of "biological sensor"

**Explanation for error 2:** The incorrect translation uses "biosensor" instead of "biological sensor," which is a minor stylistic error that does not significantly change the meaning but may be noticed by the reader.

---

Table 5: This is the case where the explanation is logically inconsistent. The incorrect phrase and suggested revision are exactly the same.

---

**INSTRUCTSCORE Input:**

**Reference:** And how much longer does it take for the restaurant to prepare it? Could could help me ask them?

**Output:** Or how long before the restaurant is ready? Can you ask for me?

---

**INSTRUCTSCORE Output:**

**Your Translation contains 3 errors:**

**Error type 1:** Incorrect translation is missing content from the correct translation

**Major/minor:** Major

**Error location 1:** "Or how long before the restaurant is ready?"

**Explanation for error 1:** The incorrect translation omits the information about the wait time for the food, which is an important detail in the correct translation.

**Error type 2:** Incorrect translation has stylistic problems

**Major/minor:** Major

**Error location 2:** "Can you ask for me?"

**Explanation for error 2:** The incorrect translation changes the meaning of the sentence by implying that the person is asking the question on behalf of someone else, rather than themselves.

**Error type 3:** Problems with grammar, other than orthography

**Major/minor:** Minor

**Error location 3:** "could help me ask them?"

**Explanation for error 3:** The incorrect translation uses "could help me ask them" instead of "could you ask them for me?" The grammar is slightly off, but the meaning is still clear.

---

Table 6: This is the case where two explanations are referring to the same error location.

---

**INSTRUCTSCORE Input:**

**Reference:** According to Shen Junfei, for example, in early inspection of cancer, if doctors cannot see clearly all the tumor tissues in a timely manner, the tumor cells will still spread.

**Output:** Shen Junfei said, for example, if doctors can't see all the tumor tissues in time during the early examination of cancer, the cancer cells will spread later.

---

**INSTRUCTSCORE Output:**

**Your Translation contains 2 errors:**

**Error type 1:** Incorrect translation has stylistic problems

**Major/minor:** Major

**Error location 1:** "Shen Junfei said, for example"

**Explanation for error 1:** The incorrect translation uses "said" instead of "stated" and "for example" instead of "such as", which makes the sentence less formal and less precise.

**Error type 2:** Incorrect translation includes information not present in the correct translation

**Major/minor:** Major

**Error location 2:** "later"

**Explanation for error 2:** The incorrect translation adds the word "later" which is not present in the correct translation and changes the meaning by implying that the spread of cancer cells is delayed, rather than happening sooner.

---

Table 7: Multiple errors are mentioned in one error annotation

---

**Prompt:** Find 100 major domains at machine translation following format like this: News, Technical, Legal, Medical, Financial, Gaming, E-commerce, Tourism and hospitality, Marketing and advertising, and Scientific (make sure all domains are very distinct from one another)

---

**GPT-4:** "News", "Technical", "Legal", "Medical", "Financial", "Gaming", "E-commerce", "Tourism and hospitality", "Marketing and advertising", "Scientific", "Education", "Social media", "Entertainment", "Automotive", "Sports", "Retail", "Energy", "Agriculture", "Aerospace", "Art and culture", "Beauty and personal care", "Construction", "Consumer goods", "Defense", "Electronics", "Environment", "Food and beverage", "Government", "Health and fitness", "Insurance", "Internet of things (IoT)", "Logistics", "Manufacturing", "Music", "Non-profit", "Pharmaceuticals", "Real estate", "Recruitment", "Religion", "Telecommunications", "Transportation", "Utilities", "Venture capital", "Virtual and augmented reality", "Web development", "Wine and spirits", "Women's issues", "Workplace and HR", "Youth issues", "Zoology", "Robotics and automation", "Urban planning and development", "Parenting and family", "Mental health and wellness", "Biotechnology", "Cybersecurity", "Film and television", "Language and linguistics", "Photography and videography", "Politics and diplomacy", "Psychology and neuroscience", "Public health and safety", "Publishing and journalism", "Radio and podcasts", "Renewable energy and sustainability", "Research and development", "Shipping and maritime", "Space and astronomy", "Start-ups and entrepreneurship", "Taxation and accounting", "Textiles and fashion", "Theatre and performing arts", "Travel and exploration", "Weather and meteorology", "Wildlife and conservation", "Animation and graphic design", "Artificial intelligence and machine learning", "Blockchain and cryptocurrency", "Cannabis and hemp industries", "Chemical engineering and materials science", "Coaching and personal development", "Comic books and graphic novels", "Dance and choreography", "Diet and nutrition", "Digital marketing and SEO", "Disaster relief and emergency management", "E-learning and online courses", "Event planning and management", "Forensic science and criminology", "Genealogy and family history", "Geology and earth sciences", "Home and garden", "Industrial design and product design", "Intellectual property and patents", "Interior design and architecture", "Library and information science", "Marine biology and oceanography", "Meteorology and climatology", "Mining and minerals", "Pet care and animal husbandry"

---

Table 8: This is one example of how we generate 100 distinct domains from GPT-4.

---

**Prompt:** Find 100 topics in the Technical domain (make sure all topics are very distinct from one another)

---

**GPT-4:** 1. Artificial Intelligence 2. Machine Learning 3. Data Science 4. Natural Language Processing 5. Robotics 6. Internet of Things 7. Big Data 8. Cyber Security 9. Cloud Computing 10. Virtual Reality 11. Augmented Reality 12. Blockchain 13. Cryptocurrencies 14. Quantum Computing 15. 5G Technology 16. Wireless Communication 17. Computer Vision 18. Neural Networks 19. Deep Learning 20. Human-Computer Interaction 21. User Experience Design 22. Software Development 23. Web Development 24. Mobile App Development 25. Game Development 26. Computer Graphics 27. Computer Animation 28. Computer Networks 29. Operating Systems 30. Database Management 31. Information Retrieval 32. Computer Architecture 33. Microprocessors 34. Embedded Systems 35. Control Systems 36. Mechatronics 37. Electrical Engineering 38. Electronic Engineering 39. Mechanical Engineering 40. Civil Engineering 41. Chemical Engineering 42. Materials Science 43. Nanotechnology 44. Biomedical Engineering 45. Bioinformatics 46. Computational Biology 47. Genetics 48. Neuroscience 49. Psychology 50. Linguistics 51. Computational Linguistics 52. Digital Signal Processing 53. Image Processing 54. Audio Processing 55. Video Processing 56. Speech Recognition 57. Speech Synthesis 58. Text-to-Speech 59. Optical Character Recognition 60. Computer Vision Applications 61. Face Recognition 62. Object Detection 63. Object Tracking 64. Image Segmentation 65. Image Classification 66. Image Retrieval 67. Image Compression 68. Video Compression 69. Video Streaming 70. Multimedia Systems 71. Human-Robot Interaction 72. Human-Centered Computing 73. Ubiquitous Computing 74. Wearable Computing 75. Smart Homes 76. Smart Cities 77. Intelligent Transportation Systems 78. Autonomous Vehicles 79. Drones 80. Industrial Automation 81. Manufacturing Systems 82. Quality Control 83. Supply Chain Management 84. Logistics 85. Health Informatics 86. Telemedicine 87. Electronic Health Records 88. Medical Imaging 89. Medical Devices 90. Biomechanics 91. Rehabilitation Engineering 92. Assistive Technology 93. Education Technology 94. E-Learning 95. Learning Analytics 96. Gamification 97. Social Media Analytics 98. Web Analytics 99. Search Engine Optimization 100. Digital Marketing.

---

Table 9: This is one example of how we generate 100 topics within a certain domain. Here are 100 topics generated by GPT-4 for the Technical domain.

---

**Prompt:** Give me 5 English sentences about 5G Technology (Each has a distinct topic, length, and sentence structure). Only return English text.

---

**GPT-4:**

1. With the introduction of 5G technology, we can expect significantly faster download speeds, enabling quicker access to high-quality content such as 4K videos and virtual reality experiences.
  2. One of the most exciting aspects of 5G technology is its potential for improving communication between smart devices in the Internet of Things, paving the way for a more connected and efficient society.
  3. Enhanced safety features and real-time data transfer in 5G-powered autonomous vehicles will revolutionize the way we commute, offering faster, greener, and more reliable transportation.
  4. 5G networks are anticipated to make dramatic improvements in telemedicine; for example, doctors could conduct remote consultations and perform surgeries with haptic feedback, ultimately increasing accessibility to healthcare.
  5. Although there are concerns surrounding the potential health risks and privacy issues associated with 5G technology, many experts argue that the benefits far outweigh the drawbacks, heralding a new era of innovation and connectivity.
- 

Table 10: This is one example how we generate 5 distinct sentences for distinct sentence length and structure from GPT-4 for a given topic.

Error Category		Description
Accuracy	Addition	Translation includes information not present in the source.
	Omission	Translation is missing content from the source.
	Mistranslation	Translation does not accurately represent the source.
	Untranslated text	Source text has been left untranslated.
Fluency	Spelling	Incorrect spelling or capitalization.
	Grammar	Problems with grammar, other than orthography.
	Register	Wrong grammatical register (eg, inappropriately informal pronouns).
	Inconsistency	Internal inconsistency (not related to terminology).
Terminology	Character encoding	Characters are garbled due to incorrect encoding.
	Inappropriate for context	Terminology is non-standard or does not fit the context.
Style	Inconsistent use	Terminology is used inconsistently.
	Awkward	Translation has stylistic problems.
Locale convention	Address format	Wrong format for addresses.
	Currency format	Wrong format for currency.
	Date format	Wrong format for dates.
	Name format	Wrong format for names.
	Telephone format	Wrong format for telephone numbers.
	Time format	Wrong format for time expressions.

Table 11: We use the above error types to perform data synthesis at GPT-4. These definitions are from Freitag et al. (2021a). For each error annotation, we randomly select one of the above error types and query GPT4 for the generation. Please check the prompt example at Table 12



---

**Prompt:** You are translating from Chinese to English. The correct translation is, "*The art of writing for educational publications involves striking a delicate balance between providing enough detail to be useful and overwhelming the reader with too much information.*". Your translation needs to contain two non-overlapping errors non-overlapping errors based on the given error types. Please give 0 minor errors and 2 major errors. Major errors can significantly alter the meaning of the sentences, while minor errors will not change the meaning. For each error, give me an error type, a major/minor label, an error location, and an explanation. The format is

Paraphrase correct translation:

Incorrect Translation:

Error type 1: Translation includes information not present in the correct translation

Major/minor: Major

Error location 1:

Explanation for error 1:

Error type 2: Problems with grammar, other than orthography

Major/minor: Major

Error location 2:

Explanation for error 2:

---

**GPT-4:** Paraphrase correct translation: "*The art of writing for educational publications involves striking a delicate balance between providing enough detail to be useful and overwhelming the reader with too much information.*"

Incorrect Translation: "*Writing for educational publications is about finding a balance between giving enough examples to be useful and making the reader bored with too many details.*"

Error type 1: Translation includes information not present in the correct translation

Major/minor: Major

Error location 1: "...giving enough examples..."

Explanation for error 1: The correct translation talks about providing enough detail, not specific examples, which changes the meaning of the sentence.

Error type 2: Problems with grammar, other than orthography

Major/minor: Major

Error location 2: "...making the reader bored with too many details."

Explanation for error 2: The correct translation mentions overwhelming the reader with too much information, not making them bored with too many details. This change in phrasing alters the meaning of the sentence.

---

Table 12: This prompt was used to generate synthetic data to fine-tune the LLAMA model, specifically GPT-4. The model was provided with the number of errors in a sentence. For each error annotation, we pre-define the error type and a severity label. GPT-4 was then required to identify the error locations and provide explanations for each error annotation. The prompts in green are variables for each synthesized generation.

---

**Prompt** (For diagnostic report which contains error annotations):

*Ref: State-owned enterprises and advantageous private enterprises entered the revolutionary base area of south Jiangxi.*

*Out: State-owned enterprises and dominant private enterprises entered the old revolutionary district of southern Jiangxi.*

*Error1:*

*Error location 1: "old revolutionary district"*

*Error type 1: Terminology is non-standard or does not fit the context. Terminology is used inconsistently*

*Explanation 1: The correct term should be "new revolutionary base area" which refers to the area where the revolution started in 1927, not "old revolutionary district" which does not convey the same meaning.*

*Error2:*

*Error location 2: "dominant"*

*Error type 2: Incorrect translation includes information not present in the correct translation*

*Explanation 2: The word "dominant" is used instead of "privileged," which adds information that is not present in the correct translation, but does not change the overall meaning.*

Q1: For each error location, extract the incorrect error location.

A1:

Q2: Parse the explanation into either one of the four forms: [incorrect phrase, correct phrase], [incorrect phrase, None], [None, correct phrase], or [None, None].

A2:

Q3: If A2 is "incorrect phrase to correct phrase", is A2 a correct alignment for reference and output? (Answer Yes/No) If A2 contains None, Answer None.

A3:

Q4: According to the sentence context, if A2 is "incorrect phrase to correct phrase" and incorrect and correct phrases can be used interchangeably, it is no-error. If an error can be fixed by reading the rest of the output context it is a minor-error. If it changes the sentence's meaning (Don't consider sentence formality changes) and is unable to be fixed by reading the rest of the output it is a major-error. Answer, no-error or minor-error or major-error

A4:

Q5: Is the explanation consistent with the given error type?

A5:

Q6: Does the explanation talk about the given error location?

A6:

Q7: Do two error locations mention the same location in two different ways? (Answer Yes/No) How many pairs of repetitions? (Answer in a number)

A7: Yes/No, number

The output format will be in JSON

{ "Err1": { "Q1": A1, "Q2": A2, "Q3": A3, "Q4": A4, "Q5": A5, "Q6": A6 }, "Err2": { "Q1": A1, "Q2": A2, "Q3": A3, "Q4": A4, "Q5": A5, "Q6": A6, "Q7": A7 } }

---

**GPT-4:** { "Err1": { "Q1": "old revolutionary district", "Q2": ["old revolutionary district", "new revolutionary base area"], "Q3": "Yes", "Q4": "major-error", "Q5": "Yes", "Q6": "Yes" }, "Err2": { "Q1": "dominant", "Q2": ["dominant", "privileged"], "Q3": "Yes", "Q4": "minor-error", "Q5": "Yes", "Q6": "Yes" }, "Q7": "No, 0" } }

---

Table 13: Human-instructed annotation: if our diagnostic report contains error annotations, we asked following questions to determine the correctness and consistency of the explanation output. This is a prompt example of how we obtained GPT-4 feedback for Table 1.

---

**Prompt** (For diagnostic report which contains no-error):

*Reference: Summarizing foreign media reports, the IAEA report states that Iran's Natanz Nuclear Facility's advanced centrifuge is "accumulating or ready to accumulate enriched uranium".*

*Output: According to comprehensive foreign media reports, the IAEA report pointed out that the advanced centrifuges at Iran's Natanz nuclear facility are "accumulating or are ready to accumulate enriched uranium".*

Compared to the reference, does the output contain any error? (Answer in Yes/No)

---

**GPT-4:** No

---

Table 14: Human-instructed annotation: if our diagnostic report does not contain error annotation, we directly query GPT-4 to validate this claim. If GPT-4 reconfirms with INSTRUCTSCORE's claim, the feedback score is 1. Otherwise, 0.