

Exploring Representational Disparities Between Multilingual and Bilingual Translation Models

Neha Verma¹ Kenton Murray^{1,2} Kevin Duh^{1,2}

¹Center for Language and Speech Processing

²Human Language Technology Center of Excellence

Johns Hopkins University

{nverma7, kenton}@jhu.edu, kevinduh@cs.jhu.edu

Abstract

Multilingual machine translation has proven immensely useful for low-resource and zero-shot language pairs. However, language pairs in multilingual models sometimes see worse performance than in bilingual models, especially when translating in a one-to-many setting. To understand why, we examine the geometric differences in the representations from bilingual models versus those from one-to-many multilingual models. Specifically, we evaluate the isotropy of the representations, to measure how well they utilize the dimensions in their underlying vector space. Using the same evaluation data in both models, we find that multilingual model decoder representations tend to be less isotropic than bilingual model decoder representations. Additionally, we show that much of the anisotropy in multilingual decoder representations can be attributed to modeling language-specific information, therefore limiting remaining representational capacity.

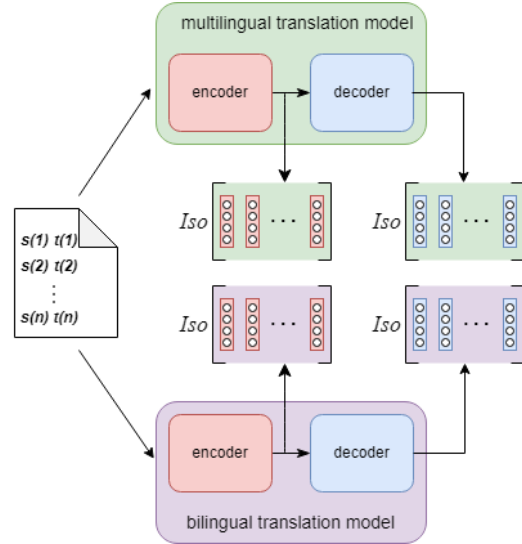


Figure 1: Schematic of our hidden space utilization comparisons. We extract final layer representations from both a bilingual model and a multilingual model on the same set of parallel sentences. We compute the isotropy of these representations using IsoScore (*Iso*) (Rudman et al., 2022), and compare the two models.

1 Introduction

Recent advances in multilingual machine translation have led to better parameter efficiency and language transfer by simultaneously modeling multiple language pairs (Firat et al., 2016; Ha et al., 2016). Some works have even proven the viability of performing zero-shot translation between language pairs for which there may be very little to no bitext (Johnson et al., 2017; Zhang et al., 2020). However, multilingual translation systems with complete parameter sharing can suffer from interference, or reduced performance for some language pairs versus a comparable bilingual baseline (Aharoni et al., 2019; Arivazhagan et al., 2019).

Previous work has hypothesized that limited modeling capacity is a major contributor to reduced performance in multilingual models (Aharoni et al., 2019; Zhu et al., 2021; Conneau et al., 2020). Some

prior work shows this bottleneck phenomenon empirically by evaluating bilingual vs. multilingual model performance across different model and data sizes (Zhang et al., 2020; Shaham et al., 2022). Besides capacity, the direction of translation can also dictate how much interference occurs in multilingual models; one-to-many translation systems suffer more from interference compared to multilingual translation model types (Wang et al., 2018; Arivazhagan et al., 2019; Fernandes et al., 2023). Therefore, in this work, we focus on one-to-many multilingual translation systems.

Despite trends pointing towards a frequent trade-off between language capacity and performance in multilingual machine translation systems, especially in those with multilingual decoders, it is still unclear *how* modeling multiple languages may be causing a capacity bottleneck. To this end, we sys-

tematically compare the behavior of one-to-many translation models to their bilingual counterparts. Specifically, we examine the geometry of model representations from both types of models and compare them directly. We ask the following: (1) How does the ambient space utilization of model representations differ between bilingual models and one-to-many models? (2) If space utilization differs, what might be driving these differences?

We measure space utilization using IsoScore, a metric that determines how uniformly a point cloud utilizes the dimensions of its ambient vector space, or its isotropy (Rudman et al., 2022). Prior work has shown that improving the isotropy of sentence representations can lead to better performance on semantic similarity tasks, which is a strong indicator of the overall semantic quality of sentence representations (Li et al., 2020; Gao et al., 2021). We compute the isotropy of representations on the same set of sentence pairs across model types so that their scores are directly comparable, and summarize our analysis in Figure 1. We observe the following in our comparison:

- Across different data resource levels and different source-target language pairs, the isotropy of one-to-many decoder representations for a given source-target pair is reduced as compared to decoder representations in a bilingual model.
- Source-side representation capacity improves slightly in one-to-many models over bilingual models. However, the extent of this improvement is smaller than the extent of capacity reduction in the decoder.
- With further analysis, we find that reduced space utilization in multilingual decoder representations seems driven by language-specific information occupying much of the available representation space. Single language decoders, however, do not have to distinguish this language-specific information.

While most previous work has observed interference and some of its potential causes, our work characterizes the differences between bilingual and multilingual translation models in the context of potential modeling inefficiencies. Our results match intuitions of why one-to-many models may underperform bilingual models in a resource-rich setting. Such results could inform improvements on current multilingual modeling design, especially in models that cover multiple target languages.

2 Analysis of Model Representations

2.1 Model Representation Space Utilization

In this work, we investigate the difference between our model types via the geometry of final layer representations. Specifically, we are interested in how well these representations utilize the dimensions of the vector space they lie in. If a set of representations has very high variance across a few dimensions, and little to no variance spread across the remaining dimensions, these representations are not efficiently capturing information and have the capacity to encode more information with greater efficiency.

Previous work has investigated the space utilization of contextualized representations from pre-trained language models, and found that reducing self-similarity between these representations is well-motivated theoretically, and can lead to better empirical results (Gao et al., 2019; Timkey and van Schijndel, 2021; Rajaei and Pilehvar, 2022). Sentence and word representations are thought to lie in an underlying semantic feature space, and improving their distribution among this space is thought to help representations capture semantic information more effectively. This is particularly true in the case of the semantic textual similarity task, where prior work has found that improving the isotropy of sentence representations can improve their encoding of semantics, and therefore perform better on determining sentence similarity (Li et al., 2020; Gao et al., 2021; Huang et al., 2021).

Because one-to-many models generally underperform bilingual models, we hypothesize that our multilingual models may have less representational capacity than bilingual models for a given language pair. Therefore, we turn to examining the isotropy of representations produced from both a bilingual model and a multilingual model on a set of parallel sentences. Since our experiments keep the hidden dimension fixed across all models, and the representations are computed from the same data, these two sets of hidden vectors are directly comparable. In this setting, if one set of representations uses less ambient vector space compared to the other set, we can say that the first set is benefiting from more representational capacity. This improved capacity allows better capture of semantic information from the underlying space, which is important in the case of translation.

2.2 Computing Isotropy

In computing the space utilization of model representations, we first compute the sequence of hidden states across tokens. For a given source target pair (\mathbf{x}, \mathbf{y}) , a forward pass through the encoder gives $h_{\text{enc}}(\mathbf{x}, \mathbf{y}) = (v_1, v_2, \dots, v_{|\mathbf{x}|})$, and through the decoder gives $h_{\text{dec}}(\mathbf{x}, \mathbf{y}) = (w_1, w_2, \dots, w_{|\mathbf{y}|})$

We convert our encoder and decoder hidden state sequences into single vectors for analysis by mean pooling all non-padding tokens over the token dimension (Li et al., 2020). We then compute the isotropy over these sentence-level hidden states to determine their space utilization. Isotropy, formally, is a measure of how uniformly the variance of a dataset is spread across its vector dimensions.

The isotropy metric used in this work is IsoScore (Rudman et al., 2022). IsoScore is a metric that uses the diagonal of the covariance matrix of PCA-transformed points in order to measure how many dimensions are used and how uniformly the dimensions are used. Previous works on representation isotropy have used other metrics, like average cosine similarity or partition scores (Mu and Viswanath, 2018; Ethayarajh, 2019), but Rudman et al. (2022) found that these methods do not stand up to thorough validity testing, like mean agnosticism or rotational invariance.

More formally, IsoScore computes the following:

1. Reorient dataset $X \subseteq \mathbb{R}^n$ with PCA: X^{PCA}
2. Compute the diagonal covariance matrix of $X^{\text{PCA}} \in \mathbb{R}^n$, denoted as Σ_D . PCA guarantees no off-diagonal covariance elements.
3. Normalize the variance diagonal to be: $\hat{\Sigma}_D := \sqrt{n} \frac{\Sigma_D}{\|\Sigma_D\|}$
4. Compute the distance between the covariance diagonal and the identity matrix, which reflects ideal isotropy: $\delta(X) := \frac{\|\hat{\Sigma}_D - \mathbf{1}\|}{\sqrt{2(n - \sqrt{n})}}$
5. Use $\delta(X)$ to compute the percent of dimensions isotropically utilized.

$$\phi(X) = (n - \delta(X)^2(n - \sqrt{n}))^2/n^2$$

The final range of $\phi(X)$ is linearly rescaled to span the interval $[0, 1]$, resulting in the IsoScore (Iso). More details and motivation behind the metric can be found in the original paper (Rudman et al., 2022). We detail an example of point clouds and their respective IsoScores in Figure 2.

In our work, we compute several IsoScores of several sets for comparison. We begin

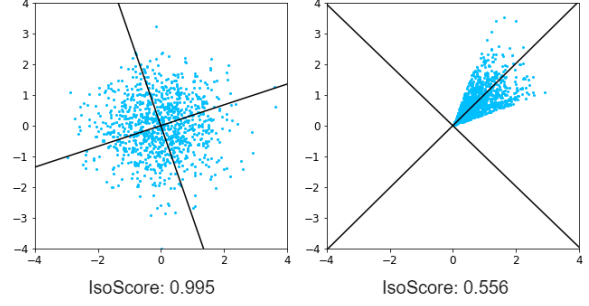


Figure 2: Depictions of 2D point clouds with different IsoScores and their principal components. The left point cloud has high isotropy due to even variance spread across principal components, but the right has lower isotropy due to uneven variance spread.

with a multilingual model that translates language pairs $s \rightarrow \{t_1, t_2, \dots, t_n\}$, a bilingual model that translates only $s \rightarrow t_1$, and a set of sentences $\{s(i), t_1(i)\}$. For both models, we compute $X_{\text{enc}} = \{h_{\text{enc}}(s(i), t_1(i)) : \forall i\}$ and $X_{\text{dec}} = \{h_{\text{dec}}(s(i), t_1(i)) : \forall i\}$, which we label $Iso(X_{\text{enc}}^{\text{multi}}(s, t_1))$, $Iso(X_{\text{dec}}^{\text{multi}}(s, t_1))$ and $Iso(X_{\text{enc}}^{\text{bi}}(s, t_1))$, $Iso(X_{\text{dec}}^{\text{bi}}(s, t_1))$. Additionally, to observe the overall behavior of our multilingual models, we compute the isotropy of hidden states from all covered language pairs, resulting in $Iso(X_{\text{enc}}^{\text{multi}}(s, \bigcup_j t_j))$, $Iso(X_{\text{dec}}^{\text{multi}}(s, \bigcup_j t_j))$.

3 Experimental Setup

3.1 Trilingual Models

In order to control for the effects of language similarity, we experiment with trilingual models that translate from English to two languages, keeping one of the target languages fixed (Shaham et al., 2022; Xin et al., 2022; Fernandes et al., 2023). Specifically, we look at trilingual models with English as a source language, and 2 target languages. We use Russian (ru) as a fixed target, and vary the 3 other target languages: Chinese (zh), German (de), and Ukrainian (uk). These three additional languages have differing degrees of language similarity with Russian; Ukrainian and Russian share a close language family and script, German and Russian share a distant language family and do not share a script, and Russian and Chinese do not share a language family or script. In summary, we experiment with en-{ru,zh}, en-{ru,de}, and en-{ru,uk}.

dataset	lang	WMT-large		WMT-small		Multiparallel TED	
		train	dev	train	dev	train	dev
en-{ru,de}	en-ru	98.2M	2993	149k	2993	149k	1958
	en-de	98.2M	2203	149k	2203	149k	1958
en-{ru,uk}	en-ru	31.5M	2993	67k	2993	67k	1958
	en-uk	31.5M	997	67k	997	67k	1958
en-{ru,zh}	en-ru	41.1M	2993	161k	2993	161k	1958
	en-zh	41.1M	3418	161k	3418	161k	1958

Table 1: Statistics of the bitext used in our work. We train trilingual models that translate from English into two other languages. We force the WMT-small training split to be the same size as Multiparallel TED for comparability.

3.2 Datasets

Our main experiments use data from previous WMT competitions on general translation. We use training and development data from the 2022 WMT General Machine Translation task, and describe our WMT data preparation pipeline in Appendix A. For validation on our en-{ru,uk} multilingual models, we subsample from the WMT22 Russian development set in order to match the size of the Ukrainian set for evenness. However, we perform our analysis on the whole development set.

We additionally use bitext from Multitarget TED talks, which allow us to investigate the role of multiparallel data in MT representations (Duh, 2018). We filter the Multitarget TED talk training sets to be strictly multiparallel, like their dev and test sets. To measure the effect of data availability as well as multiparallelism, we subsample our WMT data to match the size of the Multitarget TED talks. This way, our small WMT set and TED talks can help us study multiparallelism, and our small WMT set and large WMT set can help show the effect of scale on representational capacity. Statistics on our datasets are in Table 1.

3.3 Training Details

For our bilingual and multilingual translation models, we use the Transformer architecture as implemented by fairseq (Vaswani et al., 2017; Ott et al., 2019). For TED and WMT-small experiments, we use the transformer_iwslt_de_en configuration, and for WMT-large experiments, we use a transformer_base configuration. We use weight tying between decoder input and output embeddings (Press and Wolf, 2017; Inan et al., 2016). For all bilingual experiments, we use a joint source-target SentencePiece vocabulary of 16K tokens (Sennrich et al., 2016; Kudo and Richardson, 2018). For all multi-

lingual experiments, we use a joint source-target vocabulary of 32K tokens. We use target language id tokens prepended to the source sentence for our multilingual models (Wicks and Duh, 2022).

For TED and WMT-small experiments, we select the best model checkpoint using validation on BLEU after training for up to 80 epochs. For WMT large experiments, we use average validation loss for selection after training up to 240k updates with a batch size of 32k tokens. All outputs are computed using a beam size of 5. We report BLEU scores on our dev sets computed with sacrebleu (Papineni et al., 2002; Post, 2018).

4 Results

4.1 Multilingual decoder capacity reduction

We find that across our language pair settings and across our dataset sizes, representations from multilingual translation model decoders are more anisotropic as compared to bilingual model decoder representations. In Table 2, we see that for all trilingual settings, and for both WMT-small and WMT-large, bilingual decoder isotropy scores are larger than those of multilingual models for the same language pair. For example, in the WMT-large en-{ru,zh} dataset, the IsoScore of multilingual decoder representations for Russian is 0.1571 and Chinese is 0.1014, but in their respective bilingual models, these values jump to 0.1888 for Russian and 0.1427 for Chinese.

Additionally, we plot the singular values from the singular value decomposition (SVD) of the hidden states of one of our multilingual model decoders and its corresponding two bilingual model decoders in Figure 3. We see that the spectra of the bilingual model decoder hidden states are more balanced than those of from the multilingual model.

dataset	langs	type	WMT-large			WMT-small		
			BLEU	iso-enc	iso-dec	BLEU	iso-enc	iso-dec
en-{ru,zh}	en-ru	multi	23.7	0.0802	0.1571	20.0	0.1083	0.2118
		bi	23.7	0.0760	0.1888	19.1	0.0850	0.2393
	en-zh	multi	34.5	0.0514	0.1014	28.0	0.0753	0.1374
		bi	36.0	0.0248	0.1427	27.7	0.0366	0.1885
	both	multi	-	0.0653	0.0623	-	0.0886	0.0751
en-{ru,de}	en-ru	multi	23.8	0.0814	0.1602	19.1	0.1174	0.2345
		bi	23.8	0.0784	0.1875	18.9	0.1118	0.2454
	en-de	multi	26.4	0.0494	0.1414	18.0	0.0815	0.1755
		bi	28.0	0.0375	0.1934	15.3	0.0629	0.2375
	both	multi	-	0.0502	0.0358	-	0.0741	0.0709
en-{ru,uk}	en-ru	multi	23.7	0.0688	0.1521	17.3	0.0483	0.2270
		bi	23.8	0.0717	0.1928	15.7	0.1218	0.2462
	en-uk	multi	26.6	0.1004	0.1395	16.2	0.1101	0.1954
		bi	27.8	0.0756	0.1947	12.7	0.1599	0.2219
	both	multi	-	0.0995	0.0763	-	0.0734	0.0865

Table 2: Main isotropy results for models trained on WMT data. We report BLEU scores of each model on the appropriate validation set, and IsoScores for both encoder and decoder representations. We report scores for both language pairs, and in both types of models, bilingual (bi) and multilingual (multi). We bold the higher IsoScore value between each multilingual/bilingual comparison. We additionally report the IsoScore of multilingual model spaces on the entire development set, not separating by language pair (both).

This demonstrates that the bilingual decoder hidden states have better distribution of variance across its dimensions.

Because these representations are computed from the same set of source-target sentences, and only the models differ, the multilinguality of the one-to-many decoder must be contributing its reduced representational capacity for the source-target pair. In this case, the need to model language information in each decoder pass may be occupying much of the decoder state space. We explore this hypothesis further in Section 4.5.

4.2 Multilingual encoder capacity increase

In encoder representation spaces, we see an opposite effect, although less pronounced. In both en-{ru,zh} and en-{ru,de} models, across small and large data availability, multilingual encoders tend to have greater isotropy among representations than bilingual model encoders. However, this effect is not consistent in en-{ru,uk} models.

Comparing multilingual encoder isotropy separated by language versus the isotropy of the whole multilingual encoder space, we see that the difference in scores is not very large. This could indicate

that the multilingual encoder space is benefiting from sharing across the English sources from both language pairs in our multilingual dataset.

4.3 Effects of training scale

In comparing IsoScore results on WMT-small vs WMT-large setups, we see that in a larger scale, there is consistently less space utilization in both multilingual and bilingual models. This occurs consistently in the decoder space, and in almost all settings in the encoder space. Even among the overall multilingual isotropy scores (setting labeled ‘both’ in Table 2), WMT-large representations have smaller isotropy values than WMT-small representations in almost all language settings.

The increased anisotropy with training scale we see in this setting is closely related to the representation degeneration problem reported in previous literature (Gao et al., 2019). This phenomenon describes a tendency towards anisotropy of the final softmax layer in NLG models, due to a frequency bias among output embedding updates. With more training updates, this bias that degenerates output embeddings worsens. In our case, we see a similar degeneration with hidden states, which are closely

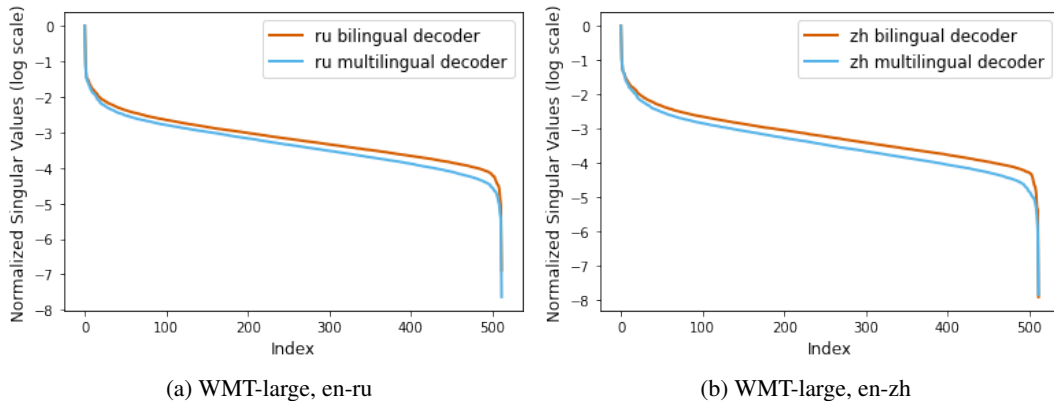


Figure 3: Semi-log plots of normalized singular values from SVD of bilingual decoder hidden states and multilingual decoder hidden states for the WMT-large en- $\{ru,zh\}$ model. The spectra of bilingual decoder hidden states are better balanced than those of multilingual decoder hidden states. We use a semi-log scale for visibility.

related to the softmax layer given the output distribution computation $y = \text{softmax}(h^T W)$ where h is our final hidden vector, and W is the output embedding matrix.

We note that only the WMT-large BLEU scores see a reduction in the multilingual case; it is known that measurable interference does not generally occur much at a smaller data scale (Shaham et al., 2022).

4.4 Multi-way parallelism

We report results on the Multiparallel TED Talks in Table 3. In this setting, we find that our results on increased isotropy of multilingual source-side representations still holds, even though the source-side sentences are identical across our two language pairs in the trilingual model. This is a strong indication that in one-to-many models, source-side representations benefit from a shared source embedding space, and do not separate much based on target language.

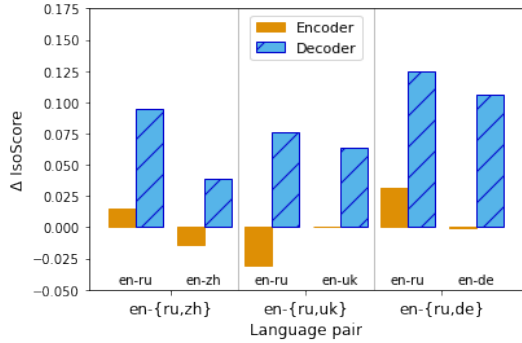
On the other hand, our results on decreased decoder capacity do not hold in all language settings in our multiparallel model. An isotropy increase occurs over bilingual models to a small extent for our en- $\{ru,de\}$ model, and a larger one for our en- $\{ru,uk\}$ model, where the target languages share a script. However, the isotropy of our entire decoder multilingual space is still quite low. This indicates that although there is still separation in the decoder space by language, each language’s representation cluster in the decoder space is still more locally isotropic than its bilingual counterpart.

We test our TED model on our WMT test sets for comparability to our other models. Full results

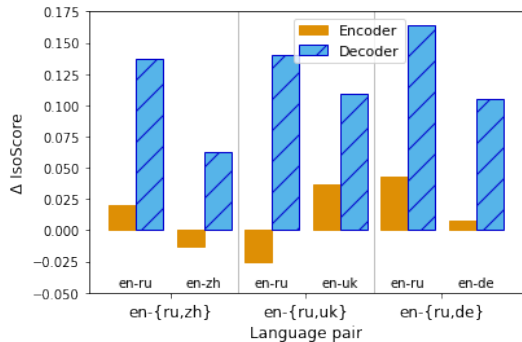
can be found in Appendix B. We see that results are mostly consistent for multilingual encoder isotropy improvement. For multilingual decoder isotropy, we see similar results with respect to language relatedness — bilingual decoder representations are more anisotropic than their multilingual counterparts for en- $\{ru,zh\}$, similar for en- $\{ru,de\}$, and the opposite for en- $\{ru,uk\}$, where the target languages are most related.

		Multi-parallel TED		
langs	type	BLEU	iso-enc	iso-dec
en-ru	multi	16.0	0.1389	0.2585
	bi	15.5	0.1366	0.2901
en-zh	multi	19.3	0.1294	0.2495
	bi	18.8	0.1297	0.2830
	multi	-	0.1420	0.1052
en-ru	multi	15.8	0.1121	0.2667
	bi	15.3	0.1040	0.2556
en-de	multi	26.1	0.1081	0.2645
	bi	25.2	0.0793	0.2533
	multi	-	0.1118	0.1162
en-ru	multi	13.5	0.1335	0.2533
	bi	12.1	0.1243	0.2221
en-uk	multi	16.8	0.1353	0.2495
	bi	15.6	0.1248	0.2017
	multi	-	0.1365	0.1777

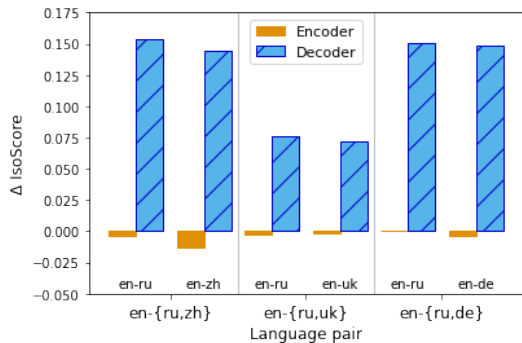
Table 3: Isotropy results on the encoder and decoder of our Multiparallel TED model, tested on the Multiparallel TED development set.



(a) WMT-large



(b) WMT-small



(c) Multiparallel TED

Figure 4: Δ IsoScore values between language-specific multilingual representations separated by language and overall multilingual representations, for both the encoder and decoder. Large Δ IsoScores between language-specific multilingual reps. and overall multilingual reps. indicate heavy encoding of language specificity in the decoder space.

4.5 Decoder language separation

Across all three language settings, and in all of our data settings, we see that the IsoScore of the overall multilingual decoder hidden space is much lower than either of the specific language portions of the multilingual space. What this suggests, according to IsoScore, is that there are some dimensions whose variance is heavily dictated by language information. When separating out these rep-

resentations by language, the variance is reduced. This, however, is not the case when considering encoder language separation. We summarize this phenomenon in Figure 4.

In our multiparallel setting, tested on both our TED and WMT datasets, we see that this difference is smallest for en- $\{ru,uk\}$. We hypothesize that this difference is due to vocabulary sharing. Because Russian and Ukrainian share a script and subword units, shared output embedding vocabulary items would lead to closer hidden states. Additionally, their typological relatedness could be contributing to their decoders state closeness as well. However, since Russian and German or Russian and Chinese share very few vocabulary units, their hidden states are further in the multilingual decoder space, as seen in the figure.

4.5.1 Layerwise decoder behavior

We further investigate our claim that multilingual decoders use significant representational capacity to model language-specific information by observing how isotropy changes in multilingual decoder states across decoder layers. We show layer-wise isotropy results for multilingual decoder states in Figure 5. We obtain hidden states according method described in Section 2.2, but instead at each layer boundary.

We find that throughout decoder layers, the overall isotropy of the entire set of decoder hidden states remains constant or decreases. However, for language-specific decoder states, we see that isotropy increases throughout the layers. Together, this implies that throughout the decoder layers, representations become more language specific. With much of the decoder space variance being allocated to language-specific features, it follows that within language-specific decoder spaces, less dimensionality is available for modeling semantic information.

5 Related Work

5.1 Multilingual model capacity

Prior work has also examined the bottleneck phenomenon in multilingual machine translation. Much of this work observes the phenomenon empirically, and proposes methods to try to alleviate the parity. Sachan and Neubig (2018) also focus on one-to-many translation models, and propose partial sharing between language decoders in order to reduce the observed interference during full sharing. Tan et al. (2019) propose a knowledge dis-

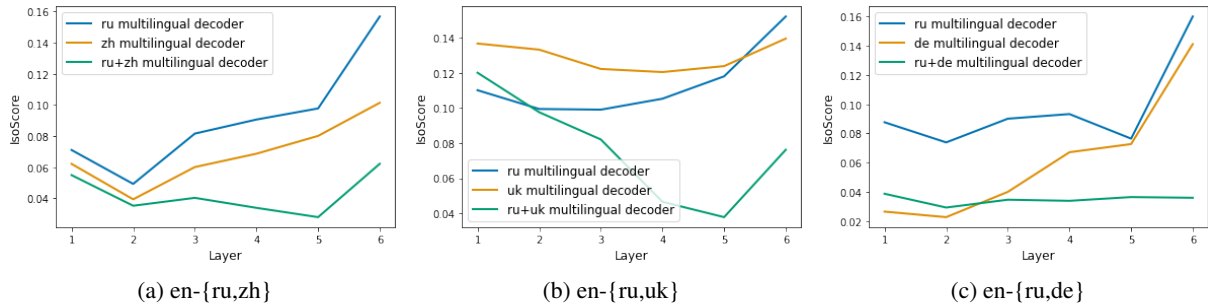


Figure 5: Layerwise IsoScores on our WMT-large models. The divergence between the overall decoder isotropy and language-specific isotropy shows that hidden states become more language-specific throughout the decoder.

tillation method to reduce the parity between bilingual and multilingual translation models by using bilingual models as teachers and the multilingual model as a student. Other methods propose using a mix of language-specific and language-agnostic parameters, (Lin et al., 2021) and even automatically learning where to and where not to share across language pairs (Zhang et al., 2021). Wang et al. (2021) approach interference from a gradient viewpoint, and find that in $\text{En} \rightarrow \text{Any}$ models, gradients become less similar in decoders, and hypothesize that this is due to the difference in decoder label spaces.

Kudugunta et al. (2019), like us, also investigate hidden representations to understand sharing in multilingual translation models. However, they focus on an in-house many-to-many translation model, and focus on representational similarities between languages, rather than representational capacity for language pairs.

Shaham et al. (2022) take an empirical approach to understanding interference, by investigate how scale and multilingual dataset ratios affect performance. They propose to both scale up models and adjust temperature sampling to reduce interference for simple models. However, this approach does not account for smaller scales and balanced datasets.

5.2 Isotropy of Representations

Recently, studies analyzing the geometry of Transformer representations have shown that they do not uniformly occupy many of the dimensions of the underlying space in which they lie. Ethayarajh (2019) show that many pretrained language models are anisotropic, where any two representations have very high cosine similarity. In addition to proposing a new metric, Rudman et al. (2022) also find

that in their revised analysis, representations from language models use even fewer dimensions than previously reported. In the translation setting, Gao et al. (2019) show that embeddings from generation models, including MT models, tend to degenerate into an anisotropic distribution due to frequency bias. Yu et al. (2022) find a similar degeneration in generation models, and propose a gradient gating method that helps reduce the frequency bias causing embedding isotropy. They report improved MT results when controlling for anisotropy.

6 Conclusion

While previous work has empirically demonstrated performance differences in multilingual and bilingual models, in this work, we systematically compare the geometry of model representations in bilingual and multilingual translation models in order to determine what might drive these differences. Using one-to-many models which are most prone to interference, we experiment with varying data sizes and source-target combinations.

We find for a given language pair, there is a consistent reduction in representational capacity in multilingual decoders versus comparable bilingual decoders. We additionally find a small increase in representational capacity for multilingual encoder spaces given the one-to-many task. Representational capacity decreases in a larger model and data paradigm, and results on multiparallel training data point to a strong improvement multilingual encoder representational capacity and some improvement in multilingual decoder representational capacity. Finally, we find that reduced capacity in multilingual decoders can be attributed to language information occupying a significant portion of the available representation space.

Limitations

Our models cover at most 3 language families for the sake of controlled analysis when modern multilingual translation models cover many more. We think it is worthwhile to analyze models with larger coverage as future work. We focus on one-to-many models as they tend to face the most interference (Sachan and Neubig, 2018; Wang et al., 2018; Shaham et al., 2022), however, many-to-many models still have multilingual decoders but may have different behavior given their multilingual encoder state space.

Additionally, our conclusions focus on encoder-decoder models, but there is growing interest in decoder-only translation models whose isotropic behavior may differ.

Finally, our work focuses only on the characterization of representational capacity differences between model types, and not on the improvement of representational capacity of one-to-many models. However, we hope this work provides insight into the development of future modeling techniques for models with high multilingual interference.

Acknowledgements

We thank Rachel Wicks, Marc Marone, and Drew Prinster for their helpful discussions and feedback on this project.

References

- Roei Aharoni, Melvin Johnson, and Orhan Firat. 2019. [Massively multilingual neural machine translation](#). In *Proceedings of the 2019 Conference of the North American Chapter of the Association for Computational Linguistics: Human Language Technologies, Volume 1 (Long and Short Papers)*, pages 3874–3884, Minneapolis, Minnesota. Association for Computational Linguistics.
- Naveen Arivazhagan, Ankur Bapna, Orhan Firat, Dmitry Lepikhin, Melvin Johnson, Maxim Krikun, Mia Xu Chen, Yuan Cao, George Foster, Colin Cherry, et al. 2019. [Massively multilingual neural machine translation in the wild: Findings and challenges](#). *arXiv preprint arXiv:1907.05019*.
- Mikel Artetxe and Holger Schwenk. 2019. [Margin-based parallel corpus mining with multilingual sentence embeddings](#). In *Proceedings of the 57th Annual Meeting of the Association for Computational Linguistics*, pages 3197–3203, Florence, Italy. Association for Computational Linguistics.
- Mikko Aulamo, Sami Virpioja, and Jörg Tiedemann. 2020. [OpusFilter: A configurable parallel corpus filtering toolbox](#). In *Proceedings of the 58th Annual Meeting of the Association for Computational Linguistics: System Demonstrations*, pages 150–156, Online. Association for Computational Linguistics.
- Alexis Conneau, Kartikay Khandelwal, Naman Goyal, Vishrav Chaudhary, Guillaume Wenzek, Francisco Guzmán, Edouard Grave, Myle Ott, Luke Zettlemoyer, and Veselin Stoyanov. 2020. [Unsupervised cross-lingual representation learning at scale](#). In *Proceedings of the 58th Annual Meeting of the Association for Computational Linguistics*, pages 8440–8451, Online. Association for Computational Linguistics.
- Kevin Duh. 2018. The multitarget ted talks task. <http://www.cs.jhu.edu/~kevinduh/a/multitarget-tedtalks/>.
- Kawin Ethayarajh. 2019. [How contextual are contextualized word representations? Comparing the geometry of BERT, ELMo, and GPT-2 embeddings](#). In *Proceedings of the 2019 Conference on Empirical Methods in Natural Language Processing and the 9th International Joint Conference on Natural Language Processing (EMNLP-IJCNLP)*, pages 55–65, Hong Kong, China. Association for Computational Linguistics.
- Angela Fan, Shruti Bhosale, Holger Schwenk, Zhiyi Ma, Ahmed El-Kishky, Siddharth Goyal, Mandeep Baines, Onur Celebi, Guillaume Wenzek, Vishrav Chaudhary, Naman Goyal, Tom Birch, Vitaliy Liptchinsky, Sergey Edunov, Edouard Grave, Michael Auli, and Armand Joulin. 2021. [Beyond english-centric multilingual machine translation](#). *J. Mach. Learn. Res.*, 22(1).
- Patrick Fernandes, Behrooz Ghorbani, Xavier Garcia, Markus Freitag, and Orhan Firat. 2023. [Scaling laws for multilingual neural machine translation](#). *arXiv preprint arXiv:2302.09650*.
- Orhan Firat, Kyunghyun Cho, and Yoshua Bengio. 2016. [Multi-way, multilingual neural machine translation with a shared attention mechanism](#). In *Proceedings of the 2016 Conference of the North American Chapter of the Association for Computational Linguistics: Human Language Technologies*, pages 866–875, San Diego, California. Association for Computational Linguistics.
- Jun Gao, Di He, Xu Tan, Tao Qin, Liwei Wang, and Tiejun Liu. 2019. [Representation degeneration problem in training natural language generation models](#). In *International Conference on Learning Representations*.
- Tianyu Gao, Xingcheng Yao, and Danqi Chen. 2021. [SimCSE: Simple contrastive learning of sentence embeddings](#). In *Proceedings of the 2021 Conference on Empirical Methods in Natural Language Processing*, pages 6894–6910, Online and Punta Cana, Dominican Republic. Association for Computational Linguistics.

- Thanh-Le Ha, Jan Niehues, and Alex Waibel. 2016. [Toward multilingual neural machine translation with universal encoder and decoder](#). In *Proceedings of the 13th International Conference on Spoken Language Translation*, Seattle, Washington D.C. International Workshop on Spoken Language Translation.
- Junjie Huang, Duyu Tang, Wanjun Zhong, Shuai Lu, Linjun Shou, Ming Gong, Daxin Jiang, and Nan Duan. 2021. [WhiteningBERT: An easy unsupervised sentence embedding approach](#). In *Findings of the Association for Computational Linguistics: EMNLP 2021*, pages 238–244, Punta Cana, Dominican Republic. Association for Computational Linguistics.
- Hakan Inan, Khashayar Khosravi, and Richard Socher. 2016. [Tying word vectors and word classifiers: A loss framework for language modeling](#). *arXiv preprint arXiv:1611.01462*.
- Melvin Johnson, Mike Schuster, Quoc V. Le, Maxim Krikun, Yonghui Wu, Zhifeng Chen, Nikhil Thorat, Fernanda Viégas, Martin Wattenberg, Greg Corrado, Macduff Hughes, and Jeffrey Dean. 2017. [Google’s multilingual neural machine translation system: Enabling zero-shot translation](#). *Transactions of the Association for Computational Linguistics*, 5:339–351.
- Armand Joulin, Edouard Grave, Piotr Bojanowski, Matthijs Douze, H erve J egou, and Tomas Mikolov. 2016. [Fasttext.zip: Compressing text classification models](#). *arXiv preprint arXiv:1612.03651*.
- Armand Joulin, Edouard Grave, Piotr Bojanowski, and Tomas Mikolov. 2017. [Bag of tricks for efficient text classification](#). In *Proceedings of the 15th Conference of the European Chapter of the Association for Computational Linguistics: Volume 2, Short Papers*, pages 427–431, Valencia, Spain. Association for Computational Linguistics.
- Taku Kudo and John Richardson. 2018. [SentencePiece: A simple and language independent subword tokenizer and detokenizer for neural text processing](#). In *Proceedings of the 2018 Conference on Empirical Methods in Natural Language Processing: System Demonstrations*, pages 66–71, Brussels, Belgium. Association for Computational Linguistics.
- Sneha Kudugunta, Ankur Bapna, Isaac Caswell, and Orhan Firat. 2019. [Investigating multilingual NMT representations at scale](#). In *Proceedings of the 2019 Conference on Empirical Methods in Natural Language Processing and the 9th International Joint Conference on Natural Language Processing (EMNLP-IJCNLP)*, pages 1565–1575, Hong Kong, China. Association for Computational Linguistics.
- Bohan Li, Hao Zhou, Junxian He, Mingxuan Wang, Yiming Yang, and Lei Li. 2020. [On the sentence embeddings from pre-trained language models](#). In *Proceedings of the 2020 Conference on Empirical Methods in Natural Language Processing (EMNLP)*, pages 9119–9130, Online. Association for Computational Linguistics.
- Zehui Lin, Liwei Wu, Mingxuan Wang, and Lei Li. 2021. [Learning language specific sub-network for multilingual machine translation](#). In *Proceedings of the 59th Annual Meeting of the Association for Computational Linguistics and the 11th International Joint Conference on Natural Language Processing (Volume 1: Long Papers)*, pages 293–305, Online. Association for Computational Linguistics.
- Jiaqi Mu and Pramod Viswanath. 2018. [All-but-the-top: Simple and effective post-processing for word representations](#). In *6th International Conference on Learning Representations, ICLR 2018*.
- Myle Ott, Sergey Edunov, Alexei Baevski, Angela Fan, Sam Gross, Nathan Ng, David Grangier, and Michael Auli. 2019. [fairseq: A fast, extensible toolkit for sequence modeling](#). In *Proceedings of the 2019 Conference of the North American Chapter of the Association for Computational Linguistics (Demonstrations)*, pages 48–53, Minneapolis, Minnesota. Association for Computational Linguistics.
- Kishore Papineni, Salim Roukos, Todd Ward, and Wei-Jing Zhu. 2002. [Bleu: a method for automatic evaluation of machine translation](#). In *Proceedings of the 40th Annual Meeting of the Association for Computational Linguistics*, pages 311–318, Philadelphia, Pennsylvania, USA. Association for Computational Linguistics.
- Matt Post. 2018. [A call for clarity in reporting BLEU scores](#). In *Proceedings of the Third Conference on Machine Translation: Research Papers*, pages 186–191, Brussels, Belgium. Association for Computational Linguistics.
- Ofir Press and Lior Wolf. 2017. [Using the output embedding to improve language models](#). In *Proceedings of the 15th Conference of the European Chapter of the Association for Computational Linguistics: Volume 2, Short Papers*, pages 157–163, Valencia, Spain. Association for Computational Linguistics.
- Sara Rajaei and Mohammad Taher Pilehvar. 2022. [An isotropy analysis in the multilingual BERT embedding space](#). In *Findings of the Association for Computational Linguistics: ACL 2022*, pages 1309–1316, Dublin, Ireland. Association for Computational Linguistics.
- William Rudman, Nate Gillman, Taylor Rayne, and Carsten Eickhoff. 2022. [IsoScore: Measuring the uniformity of embedding space utilization](#). In *Findings of the Association for Computational Linguistics: ACL 2022*, pages 3325–3339, Dublin, Ireland. Association for Computational Linguistics.
- Devendra Sachan and Graham Neubig. 2018. [Parameter sharing methods for multilingual self-attentional translation models](#). In *Proceedings of the Third Conference on Machine Translation: Research Papers*, pages 261–271, Brussels, Belgium. Association for Computational Linguistics.

- Rico Sennrich, Barry Haddow, and Alexandra Birch. 2016. [Neural machine translation of rare words with subword units](#). In *Proceedings of the 54th Annual Meeting of the Association for Computational Linguistics (Volume 1: Long Papers)*, pages 1715–1725, Berlin, Germany. Association for Computational Linguistics.
- Uri Shaham, Maha Elbayad, Vedanuj Goswami, Omer Levy, and Shruti Bhosale. 2022. [Causes and cures for interference in multilingual translation](#). *arXiv preprint arXiv:2212.07530*.
- Xu Tan, Yi Ren, Di He, Tao Qin, Zhou Zhao, and Tie-Yan Liu. 2019. [Multilingual neural machine translation with knowledge distillation](#). In *International Conference on Learning Representations*.
- William Timkey and Marten van Schijndel. 2021. [All bark and no bite: Rogue dimensions in transformer language models obscure representational quality](#). In *Proceedings of the 2021 Conference on Empirical Methods in Natural Language Processing*, pages 4527–4546, Online and Punta Cana, Dominican Republic. Association for Computational Linguistics.
- Ashish Vaswani, Noam Shazeer, Niki Parmar, Jakob Uszkoreit, Llion Jones, Aidan N Gomez, Łukasz Kaiser, and Illia Polosukhin. 2017. [Attention is all you need](#). In *Advances in Neural Information Processing Systems*, volume 30. Curran Associates, Inc.
- Yining Wang, Jiajun Zhang, Feifei Zhai, Jingfang Xu, and Chengqing Zong. 2018. [Three strategies to improve one-to-many multilingual translation](#). In *Proceedings of the 2018 Conference on Empirical Methods in Natural Language Processing*, pages 2955–2960, Brussels, Belgium. Association for Computational Linguistics.
- Zirui Wang, Yulia Tsvetkov, Orhan Firat, and Yuan Cao. 2021. [Gradient vaccine: Investigating and improving multi-task optimization in massively multilingual models](#). In *International Conference on Learning Representations*.
- Rachel Wicks and Kevin Duh. 2022. [The effects of language token prefixing for multilingual machine translation](#). In *Proceedings of the 2nd Conference of the Asia-Pacific Chapter of the Association for Computational Linguistics and the 12th International Joint Conference on Natural Language Processing (Volume 2: Short Papers)*, pages 148–153, Online only. Association for Computational Linguistics.
- Derrick Xin, Behrooz Ghorbani, Justin Gilmer, Ankush Garg, and Orhan Firat. 2022. [Do current multi-task optimization methods in deep learning even help?](#) In *Advances in Neural Information Processing Systems*.
- Sangwon Yu, Jongyoon Song, Heeseung Kim, Seongmin Lee, Woo-Jong Ryu, and Sungroh Yoon. 2022. [Rare tokens degenerate all tokens: Improving neural text generation via adaptive gradient gating for rare token embeddings](#). In *Proceedings of the 60th Annual Meeting of the Association for Computational Linguistics (Volume 1: Long Papers)*, pages 29–45, Dublin, Ireland. Association for Computational Linguistics.
- Biao Zhang, Ankur Bapna, Rico Sennrich, and Orhan Firat. 2021. [Share or not? learning to schedule language-specific capacity for multilingual translation](#). In *International Conference on Learning Representations*.
- Biao Zhang, Philip Williams, Ivan Titov, and Rico Sennrich. 2020. [Improving massively multilingual neural machine translation and zero-shot translation](#). In *Proceedings of the 58th Annual Meeting of the Association for Computational Linguistics*, pages 1628–1639, Online. Association for Computational Linguistics.
- Yaoming Zhu, Jiangtao Feng, Chengqi Zhao, Mingxuan Wang, and Lei Li. 2021. [Counter-interference adapter for multilingual machine translation](#). In *Findings of the Association for Computational Linguistics: EMNLP 2021*, pages 2812–2823, Punta Cana, Dominican Republic. Association for Computational Linguistics.

A WMT Data Preprocessing

We preprocess and filter the WMT training data in order to ensure a set of high quality bitext from the original crawled data provided by organizers. Steps 1-4 are reproduced from [Fan et al. \(2021\)](#).

1. Remove lines that are >50% punctuation
2. Deduplicate training data
3. Language-specific filtering to remove sentences that are >50% characters that are not identified as belonging to the given language.
4. Length ratio cleaning with ratio=3, and remove sentences with > 250 subwords.
5. Language identification filter such that both the source and target language ID must be correct. We use the fasttext LangID model: lid.176.bin. ([Joulin et al., 2016, 2017](#)).
6. Bitext filtering using LASER Embeddings as implemented by the OpusFilter toolkit ([Aulamo et al., 2020; Artetxe and Schwenk, 2019](#)).

B TED Models on WMT dev set

langs	type	TED		
		BLEU	iso-enc	iso-dec
en-ru	multi	10.6	0.1015	0.2267
	bi	10.3	0.1065	0.2642
en-zh	multi	16.4	0.0841	0.1659
	bi	15.3	0.0342	0.1936
	multi	-	0.0916	0.0560
en-ru	multi	11.0	0.0969	0.2430
	bi	10.2	0.0760	0.2351
en-de	multi	16.5	0.0729	0.2230
	bi	15.2	0.0399	0.2269
	multi	-	0.0787	0.0847
en-ru	multi	7.7	0.1249	0.2282
	bi	7.1	0.1028	0.2131
en-uk	multi	11.2	0.1428	0.2019
	bi	10.0	0.1314	0.1883
	multi	-	0.1297	0.1735

Table 4: Isotropy results on our multiparallel TED model, tested on the WMT development set for direct comparison with our other models.

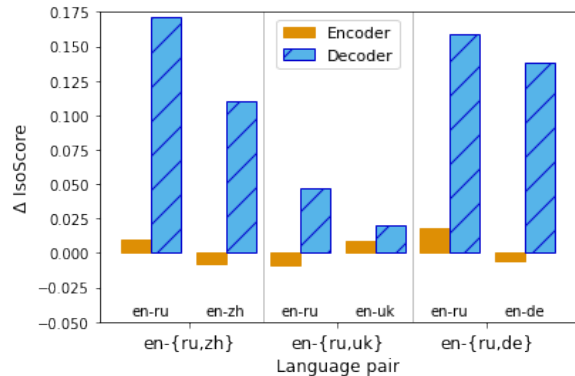


Figure 6: Δ IsoScore values between language-specific multilingual representations separated by language and overall multilingual representations, for both the encoder and decoder.