

Large Language Models as Commonsense Knowledge for Large-Scale Task Planning

Zirui Zhao Wee Sun Lee David Hsu
 School of Computing
 National University of Singapore
 {ziruiz, leews, dyhsu}@comp.nus.edu.sg

Abstract

Natural language provides a natural interface for human communication, yet it is challenging for robots to comprehend due to its abstract nature and inherent ambiguity. Large language models (LLMs) contain commonsense knowledge that can help resolve language ambiguity and generate possible solutions to abstract specifications. While LLMs have shown promise as few-shot planning policies, their potential for planning complex tasks is not fully tapped. This paper shows that LLMs can be used as both the *commonsense model of the world* and the *heuristic policy* in search algorithms such as Monte Carlo Tree Search (MCTS). MCTS explores likely world states sampled from LLMs to facilitate better-reasoned decision-making. The commonsense policy from LLMs guides the search to relevant parts of the tree, substantially reducing the search complexity. We demonstrate the effectiveness of our method in daily task-planning experiments and highlight its advantages over using LLMs solely as policies.

1 Introduction

Natural language provides an intuitive and user-friendly interface for humans to specify goals for robots. However, the abstraction and ambiguity inherent in natural language often result in incomplete information regarding both the goal state and how the goal can be achieved. For example, a human might instruct a robot to “bring me a fruit,” requiring the robot to have commonsense knowledge of the types of objects that can be considered fruits, as well as understand the goal state indicated by that instruction. Furthermore, instructions such as “bring me a fruit” describe high-level tasks that require multiple actions to complete. For instance, the robot may need to look in the fridge for a fruit (recognizing that apples, oranges, peaches, etc. are fruits), and if the fridge has no fruit, look further in the pantry. A typical household environment comprises hundreds of moveable items and containers, resulting in a huge search space that makes the planning intractable. Utilizing commonsense knowledge to deduce missing information and reduce search space is crucial for the robot to achieve the natural language-specified goal successfully.

Recently, large language models (LLMs) [1, 2, 3] have become prevalent in AI research. LLMs encode vast commonsense knowledge and exhibit impressive performance in information retrieval and text generation. Li et al. [4] suggested utilizing the fine-tuned LLMs as policies to provide




Figure 1: We focus on language-instructed object rearrangement tasks as shown in (a). We use the commonsense knowledge to guide the search algorithms to explore potentially promising actions and make reasoned decisions (b).

instructions for achieving abstract, incomplete goals specified by natural language. Huang et al. [5] and Ahn et al. [6] proposed to use the pre-trained LLM directly as a few-shot or zero-shot policy for planning without fine-tuning, with only a few examples as prompts. Furthermore, Huang et al. [7] proposed translating sensor observations into language feedback to provide to the pre-trained LLMs so that it is able to provide the next instruction conditioned on the outcomes of the previous instructions. These works use LLMs as policies, exploiting the commonsense knowledge of the correct action to take given the history of actions and observations previously encountered.

In this study, we leverage the vast commonsense knowledge encapsulated in LLMs by incorporating it into an online search algorithm, i.e., Monte Carlo Tree Search (MCTS) [8]. MCTS utilizes LLMs’ rich world knowledge as a model for reasoned decision-making, which is not fully exploited when LLMs are used solely as policies. Specifically, LLMs provide prior common sense beliefs of the world that can be used to sample likely states. These generated samples encompass various common scenarios, such as fruits being present on the kitchen counter, inside the fridge, or in the pantry. MCTS summarizes the useful information in searching the likely states through the estimated Q value (the expected reward after taking action) so as to make a reasonable decision. The algorithm progressively updates its belief of the world as it acts in the world and receives observations to rectify model errors. In addition, instead of directly providing instructions, we employ the LLM as a search heuristic to guide exploration only toward promising parts of the search tree. For instance, when given the instruction “bring me a fruit,” the LLM uses commonsense knowledge to prioritize opening the fridge or pantry rather than opening the trash can. By utilizing LLM policies as search heuristics, we transform an otherwise intractable search task into a computationally practical one.

The question arises as to whether the knowledge of LLMs regarding states of the world is more complete than their knowledge of policies for accomplishing daily tasks. However, within certain real-world domains, we assert that LLM models are likely to possess more extensive knowledge compared to LLM policies. Here, we describe a simple problem where learning about the world would likely require less training data than learning policies to do all tasks in the domain. Consider the task of planning for air travel from a starting city to a destination city. To solve the problem through a planning process, we only need to know the direct flights out of each city. This can be modeled as a graph, which is likely to be sparse in the real world. Assuming that the total number of edges grows proportionally to the number of cities, $O(n \log n)$ bits would be sufficient to describe a graph with n cities, with approximately $2 \log n$ bits used to describe the two cities involved in each edge. Conversely, considering all potential starting and destination cities results in approximately n^2 tasks. Assuming each task necessitates a constant number of flights, specifying around n^2 trajectories would require roughly $n^2 \log n$ bits. The amount of data required for learning to solve a problem typically depends on the complexity of a problem, which can roughly be estimated by the description length of the solution. In this example, the total description length of policies is far larger than the description length of the model, indicating that doing a search with the help of the LLM as a model may be better than using the LLM directly as a policy. At the very least, it is beneficial to leverage the LLM’s dual capability as both a model and a policy, a strategy we adopt in our study.

In contrast to solely using LLMs as policies, our method is able to exploit knowledge about likely states of the world in the LLMs to facilitate reasoned planning through tree search¹. MCTS enables LLM to leverage its world modeling knowledge and explore new combinations of actions to tackle novel tasks. By employing the LLM policy as a heuristic, we substantially reduce the search complexity required to identify good actions. We demonstrate the advantages through our experiments conducted in large, complex household environments, specifically in the context of daily task planning.

2 Related work

Grounding robot behaviors from natural language instructions is critical to human-robot interactions. It is useful in a broad range of tasks, such as language-conditioned manipulation [9, 10, 11, 12, 13, 14, 15], visual language navigation [16, 17], and visual question answering [18, 19, 20, 21, 22, 23, 24]. However, those tasks lack a large, complex state and action space or a long planning horizon. Our research mainly focuses on object rearrangement tasks [25] in household environments to demonstrate the method. Object rearrangement is a typical and comprehensive instruction-following problem

¹For the purpose of the search, we assume that the action set is known with known deterministic transitions. In the experiments, the physical-level motion planning is processed separately when executing an action.

with large-scale, long-horizon task planning. The comprehensiveness comes from its coverage of many instruction-following subtasks, such as object searching, navigation, and object pick-and-place. It also requires long-horizon planning to determine how to pick an object, navigate, and place it somewhere. Some prior works [6, 26, 27] focus on grounding low-level robot actions in object rearrangement tasks, therefore using a limited number of objects or a small room environment for simplicity. The resulting planning tasks are simpler. We select the large-scale house environment for experiments, where the scale of task planning is significantly more complex.

The execution of natural language instructions entails long-horizon task planning due to the inherent abstraction of the language. For task planning, early attempts [28, 29, 30, 31] used symbolic representation and search algorithms to efficiently carry out small-scale or short-horizon problems; these methods do not work well for large-scale, long-horizon problems. Recently, researchers [32, 33, 34, 35] have used deep learning and reinforcement learning methods to learn search heuristics to accelerate planning. Those learned policies or heuristics are not generalizable to other unseen settings. Most recently, the pre-trained LLMs have been exhibiting impressive ability for format following and content generation, allowing them to be applied as policies for task planning [5, 6, 7]. However, the planning policy may suffer from hallucination issues of LLMs. Our method uses the LLM’s knowledge of the world together with a search algorithm for better-reasoned decision-making. To operate in the real world, task planning should be integrated with physical-level motion planning, i.e., task and motion planning (TAMP) [36, 31]. Limited by the scope, we consider the influence of physical-level motion planning as future work.

Pre-trained large language models (LLMs) have recently been dominating AI research due to their vast encoded knowledge. That knowledge has been leveraged in many tasks successfully. It has been used as a few-shot policy for language-conditioned task planning [5, 6, 7]. LLMs can also be viewed as probabilistic priors for non-linguistic perception and decision-making tasks [37]. In reinforcement learning, LLMs are applied as heuristics to provide background knowledge for providing exploration bias [38]. Studies also leverage LLMs as a human model to simulate human behaviors [39] or facilitate better human-robot interactions [40]. However, the literature has not discussed utilizing LLMs’ commonsense knowledge of modeling the world in depth. In this paper, we show that LLMs’ commonsense knowledge of the world can be exploited in a search algorithm such as Monte Carlo Tree Search to facilitate more reasoned planning for daily tasks.

3 Problem statement

We aim to solve object rearrangement task-planning problems in a household environment. In this task, a human user uses natural language to instruct the robot to find an item and move it to a target location. The problem can be formulated as a Partially Observable Markov Decision Process (POMDP): $(S, A, \Omega, T, O, R, \gamma)$. The state space S is object-centric and consists of the robot’s position and the positions of moveable items and containers. The actions space A defines the action that the robot can do. In our case, we predefine a set of high-level actions: object picking, object placing, moving, opening a container, and closing a container. The observation space, Ω , is the space for natural language observations. T defines the transition function of states, which we assume to be deterministic. O is the observation function at the current state s . We assume it is deterministic, but the robot will only observe items in the same room or in an opened container at the robot’s location. $R(s, a)$ is the reward function determined by the action a taken at the state s . In our setting, the robot will receive a high positive reward if all the items are at the goal position, and the task will be terminated. The discount factor is specified by γ . The history trajectory h_t at time step t consists of a sequence of executed actions and received observations up to time $t - 1$, $h_t = (o_0, a_0, o_1, a_1, \dots, o_{t-1}, a_{t-1})$. The objective is to find an optimal policy $\pi^*(h_t)$ that maximize the expected cumulative rewards $\pi^*(h_t) = \arg \max_{a \in A} \mathbb{E} [\sum_{i=0}^{\infty} \gamma^i R(s_{t+i}, a_{t+i}) | a_t = a]$.

4 LLM-MCTS: Monte Carlo planning with commonsense knowledge

As shown in Fig 2, our core idea is to use LLMs as the commonsense world model and the heuristic policy within the MCTS framework, enabling reasoned and informed decision-making for daily tasks. MCTS enables LLM to leverage its world modeling knowledge and explore new combinations of actions to tackle novel tasks. LLM helps MCTS through the biased sampling of states and action selection, improving its efficiency in resolving large, complex task-planning problems.

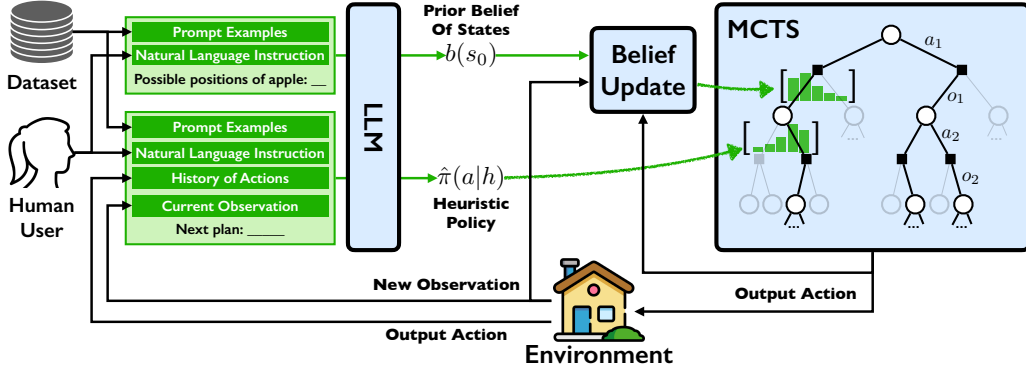


Figure 2: Overview of LLM-MCTS. We query the large language model (LLM) for the commonsense belief of states and the commonsense planning policy for action selection. For each simulation in the MCTS algorithm, we sample from the commonsense belief to obtain an initial state of the world and use the LLM as heuristics to guide the trajectory to promising parts of the search tree.

4.1 Background

Monte Carlo Tree Search. Monte Carlo Tree Search (MCTS) [41, 8, 42] is a scalable online planning algorithm for sequential decision-making. It uses random sampling in the tree search to tackle intractable large-scale problems. It starts with an empty root node represented by the initial state and executes simulation, expansion, rollout, and update to improve the tree search performance progressively. To trade-off between exploration and exploitation, UCT [41] applied UCB to select actions for simulation: $\operatorname{argmax}_{a \in A} Q(h_t, a) + c_{uct} \sqrt{\frac{\log N(h_t)}{N(h_t, a)}}$, where h_t is the history of observations and actions that determines a node in a tree, Q is the average received value of taking action a at h_t , $N(h_t)$ is the number of times the node h_t has been visited, and $N(h_t, a)$ is the number of times action a has been selected at node h_t in the search so far. This method requires each action to be explored at least once, as the visitation counts greatly influence the action selection. Thus, it requires massive sampling, which makes it inefficient. Silver et al. [32, 33] created PUCT that applies learned policy prior in PUCB [43] to bias the action selection and avoid exploring each action at least once: $\operatorname{argmax}_{a \in A} Q(h_t, a) + c_{puct} \pi(a|h_t) \sqrt{\frac{N(h_t)}{N(h_t, a) + 1}}$. The policy $\pi(a|h_t)$ is trained using behavior cloning of the action at the root of the search tree from previous execution results in tree search. The method has been successfully applied in long-horizon planning games such as Go [32, 33]. However, task-specific training makes this approach difficult to apply to unseen tasks. In this work, we use the PUCT as the algorithm framework for planning to enable the exploitation of the commonsense knowledge of the world encoded in LLMs.

Large Language Models. Language models estimate the probability distribution of texts $p(W)$ in the world, where texts consist of various word strings $W = (w_0, w_1, w_2, \dots, w_n)$. The standard approach is to factorize the probability distribution of words into a set of conditional distributions $p(W) = p(w_0) \prod_{i=1}^n p(w_i | w_0, w_1, \dots, w_{i-1})$, as the underlying assumption is that each word in a sentence is generated conditioned upon the previous contexts. It is also called auto-regression in terms of Natural Language Processing. In recent years, transformer, a neural network architecture with an attention mechanism, has been dominating the research of language models due to its effectiveness in modeling the factored conditional distribution $p(w_i | w_0, w_1, \dots, w_{i-1})$. This work uses the commonsense knowledge encoded in LLMs as a world model and policy for Monte Carlo Tree Search, making the planning more informed and practical.

4.2 Large Language Models as commonsense world model

A commonsense prior belief of states can improve the effectiveness of object and location searches by prioritizing the search to appropriate locations. Our approach utilizes LLM’s commonsense knowledge to generate the initial belief of states, which is updated with each action and observation in the real world. MCTS samples from the belief in simulation to estimate the value of the action.

Initial belief of state. We use object-centric state representation and categorize the objects in the house as moveable objects (e.g., apples), containers (e.g., fridge), and surfaces (e.g., kitchen table). The states of a moveable object might be inside the containers or on the surfaces. The containers and surfaces should be inside a room. Similar to [4, 44], we maintain the belief in object-centric graphs, where nodes are objects and edges describe abstract-level relationships (e.g., an apple is inside the fridge, and the fridge is inside the kitchen) between objects and rooms. Details are in the Appendix.

Assume a dataset \mathcal{D} is accessible, containing expert actions and observations in similar household environments to solve daily tasks. LLMs can use the observations in the data to know what are the objects in the house and predict their positions, forming the commonsense belief of the state. To achieve this, we find all the objects, containers, and surfaces that appeared in the dataset \mathcal{D} to form a list of objects \mathcal{D}_{obj} using a unique name for all of them. To approximate $b(s_0)$, we ask the LLMs to sample the positions of objects M times. For each sample, we ask the LLM to predict the position of objects using \mathcal{D}_{obj} and a fixed prompt. For instance, we ask LLM to complete “*The containers in the apartment are: fridge, kitchen cabinet, ... ; The surfaces in the apartment are: kitchen counter, coffee table, ... ; Question: what are the possible positions of strawberry? Answer: inside fridge, inside pantry; ... Question: what are the possible positions of apple? Answer: __.*” We use three prompt examples to provide example formats of the response. The exact prompts we used are provided in the appendix. As the responses from LLM are free-form natural language, we have to precisely map those expressions to \mathcal{D}_{obj} for consistent state representation. Thus, we encode the names of objects in the LLM’s response into embeddings using sentence-BERT $f(\cdot)$ [45] and examine their cosine similarity to the unique name of objects in \mathcal{D}_{obj} : $\text{CosineSim}(e_i, e) = \frac{f(e_i)f(e)}{\|f(e_i)\|\|f(e)\|}$, where e is the name of objects, containers, or surfaces in the LLM’s response, and $e_i \in \mathcal{D}_{\text{obj}}$ are the unique names in the object list. We select the most similar expressions in \mathcal{D}_{obj} to form the sampled state. For example, when querying the position of an apple, the LLM’s response is “on the kitchen table,” we use the above technique to translate “the kitchen table” to “kitchentable,” a unique name in \mathcal{D}_{obj} .

Goal. Similar to prior works [46], we use LLMs to translate the natural language goal into a formal representation for the search algorithm. We use a fixed set of prompt examples for LLM to interpret natural language goals, such as “put one apple into the fridge” is translated as a tuple “(*apple, inside, fridge*).” For compositional instructions, it will translate it into multiple tuples, such as “put one apple on the kitchen table and one plate inside the dishwasher” is translated as “(*apple, on, kitchentable, plate, inside, dishwasher*).” Similar to initial belief generation, we precisely map the LLM-generated goal into the admissible expressions in \mathcal{D}_{obj} for search using the same representation as the state. In MCTS, the goal is used to identify the reward. As the representations are the same, we can directly check whether the object’s state is the same as the goal by string matching. If the goal is reached, it will receive a large positive reward, or 0 otherwise.

4.3 Large Language Models as heuristic policy

We use LLMs to play the role of $\pi(a|h)$ in PUCT to guide the action selection in the simulation procedure. In this procedure, the LLM takes as input the examples in the dataset, the goal description, the current observation, and the history of actions, and then outputs the suggested action plan (e.g., “*Next actions: move to the kitchen, open the fridge, ...*”). Similar to [4], the observations and goal description are translated into English sentences. As the answer of LLM is from the conditional distribution of the following words given the context, it can also be viewed as a commonsense policy of actions to take conditioned on the context of tasks, observations, and completed actions. However, direct implementation and access to the probability value of the GPT-3.5 is not available. Thus, we propose an empirical policy distribution $\hat{\pi}$ that uses sampling to approximate the policy distribution.

We sample the LLM for M times to approximate the policy probability distribution. For each sample, we query the LLM with prompt and trajectory history h and receive an answer of the following actions to take $\alpha_i \sim \text{LLM}(h, \text{prompt})$, where α_i is the first action of the answer. The prompt examples are retrieved from the dataset according to the similarity to the current language instruction ℓ . We use [45] to translate the instructions in the dataset $\ell_i \in \mathcal{D}$ into embedding and examine their cosine similarity to the current instruction: $\text{CosineSim}(\ell_i, \ell)$. In experiments, we use a subset of \mathcal{D} to show its performance when restricted to a small trainings set. We select the top K similar instructions and use the corresponding expert trajectories as a K -shot prompt. However, the answer α_i is a free-formed natural language sentence that cannot be mapped to admissible actions for the agent directly. To ensure that the action can be executed, we follow the method in prior

works [5] to represent the actions and admissible actions by embeddings from [45] and evaluate their cosine similarity $\text{CosineSim}(\alpha_i, a)$. The empirical policy distribution is formulated as follows: $\hat{\pi}(a|h) = \lambda \frac{1}{|A|} + (1 - \lambda) \text{Softmax}\{\sum_{i=1}^M \text{CosineSim}(\alpha_i, a) - \eta\}$, where η is the average value of $\sum_i \text{CosineSim}(\alpha_i, a)$ and $|A|$ is the size of the admissible action space. λ is a hyper-parameter that adds randomness to the belief, as the sampled actions from LLM could be very deterministic. Therefore, the empirical policy distribution is a mixture of approximated policy from LLM and uniform distribution. The example prompts are provided in the appendix.

Algorithm 1 LLM-MCTS

<pre> 1: procedure SEARCH(h, b, \mathcal{T}, N) 2: $n \leftarrow 0$ 3: while $n < N$ do 4: $s \sim b(s)$ 5: SIMULATE($s, h, \text{False}, 0, \mathcal{T}$) 6: $n \leftarrow n + 1$ 7: end while 8: return $\text{argmax}_{a \in A} Q(h, a)$ 9: end procedure 10: procedure ROLLOUT(s, h, done, d) 11: if $\gamma^d < \epsilon$ or $\text{done} = \text{True}$ then 12: return 0 13: end if 14: $a \sim \pi_{\text{rollout}}(h, \cdot)$ 15: $(s', o, r, \text{done}) \sim \mathcal{G}(s, a)$ 16: $h' \leftarrow \text{PUSHBACK}(h, [a^*, o]), d' \leftarrow d + 1$ 17: return $r + \gamma \cdot \text{ROLLOUT}(s, h', \text{done}, d')$ 18: end procedure 19: procedure SIMULATE($s, h, \text{done}, d, \mathcal{T}$) </pre>	<pre> 20: if $\gamma^d < \epsilon$ or $\text{done} = \text{True}$ then 21: return 0 22: end if 23: if h is not in \mathcal{T} then 24: $\mathcal{T} \leftarrow \mathcal{T} \cup h, N(h) \leftarrow 0$ 25: $\forall a \in A, N(h, a) \leftarrow 0, Q(h, a) \leftarrow 0$ 26: return ROLLOUT(s, h, done, d) 27: end if 28: $\hat{\pi}(a h) \leftarrow \text{QUERYLLMPOLICY}(h)$ 29: $a^* \leftarrow \text{argmax}_{a \in A} Q(h, a) + c \hat{\pi}(a h) \frac{\sqrt{N(h)}}{N(h, a) + 1}$ 30: $(s', o, r, \text{done}) \sim \mathcal{G}(s, a^*)$ 31: $h' \leftarrow \text{PUSHBACK}(h, [a^*, o]), d' \leftarrow d + 1$ 32: $R \leftarrow r + \gamma \cdot \text{SIMULATE}(s', h', \text{done}, d', \mathcal{T})$ 33: $N(h, a^*) += 1, N(h) += 1$ 34: $Q(h, a^*) \leftarrow Q(h, a^*) + \frac{R - Q(h, a^*)}{N(h, a^*)}$ 35: return R 36: end procedure </pre>
---	--

4.4 Searching with commonsense world model and heuristic policy

We integrate the world model and policy from LLM in MCTS, presented in Alg 1. For each simulation, MCTS samples a state from the belief $b(s)$ at the root (line 4). It independently samples one position for each object to construct a state s . This sampled state s is then employed in the simulation, generating a new tree trajectory. An action a^* is chosen during the simulation based on the Q value, visit counts, and LLM policy (lines 28 and 29). The observation and transition function, denoted as \mathcal{G} (lines 15 and 30), predict the next state s' given the selected action a^* and the sampled state s , thus progressing to the subsequent step in the simulation (lines 30 and 31). When encountering leaf nodes in the tree, MCTS expands the tree and performs a random rollout for the corresponding node (lines 23 to 26). A uniform policy is employed to sample actions in the rollout, and the discounted reward is then returned (lines 14 to 17). Upon completing the task or reaching the maximum depth, the accumulated rewards are backpropagated, updating each node’s estimated Q value (lines 32 to 35). Following N simulations, the output action is determined based on the estimated Q value (lines 3 to 8). Upon completion of the search process, the agent will execute an action and receive a new observation. For simplicity, we assume that the observation and transition functions are deterministic and known. In cases where an object is detected, its corresponding position within the belief will be updated with the observed position. Conversely, if the object remains undetected at certain positions, the belief regarding its presence in those positions will be rendered null, denoted by a zero value.

5 Experiments

5.1 Experimental settings

We proceed with our experiments in the VirtualHome [47], a large household simulated environment with partial observation, large action space, and long planning horizon. The house contains hundreds

of interactive items and containers with various types of rooms. It is a well-suited platform for evaluating embodied decision-making for solving daily tasks in household environments.

The tasks we use to evaluate our method are object rearrangement tasks, such as table setup, food preparation, snack preparation, and bathroom cabinet organization. To generate training data, we follow the method described in [44], creating 2000 tasks with randomly initialized scenes and expert action trajectories. There are several settings for the evaluation. *Simple* tasks are the tasks that only require the rearrangement of one item generated from the same distribution as the training dataset. *Comp.* refers to the composition of simple tasks in order to rearrange multiple objects sampled from the same distribution as the dataset. The composition of tasks increases the planning horizon, making it more challenging to complete. In evaluation, we also use the *Novel Simple* tasks with seen items (e.g., in the dataset, we have “put one plate on the kitchen table” and “put one chicken inside the fridge,” and we use “put one plate inside the fridge” and “put one chicken on the kitchen table” to evaluate; these tasks are not included in the training dataset). For compositional tasks, we include *Novel Compositional* tasks, with 2 or 3 primary tasks composed (e.g., in the dataset, we have “put plate on kitchen table” and “put chicken inside fridge,” but their composition “Put plate on kitchen table and chicken inside fridge” is not in the dataset.) We also generate scenes at a *Novel Apartment* for testing, where the distribution of object positions differs from the training dataset.

The expert data are generated by an oracle agent implemented in the prior work [44]. The expert has the full knowledge of the environment (hence does not need to understand where objects are likely to be placed) and uses handcrafted heuristics for completing various tasks. It uses regression planning to search for solutions to a task. We collect the actions and observations of the expert completing the tasks in the VirtualHome simulator as the dataset. There are 10000 trajectories in total for training the baseline. To show capability of LLMs when using a small training set, we only select 200 instances uniformly at random from the dataset as prompt candidates for the LLM model and policy when used in few-shot mode with no fine-tuning. We also generate 800 tasks in total for evaluation.

We evaluate the success rate of completing the tasks within 30 steps, while a typical task can be finished within at most 15 steps. The task is considered successful if all the requirements of object positions are satisfied. For example, given the instruction “Put one apple inside the fridge,” the task is successful if any apple is in the fridge. For simplicity, we don’t consider the task of rearranging a very specific object, e.g., putting the leftmost apple in the fridge.

We evaluate the following baselines as comparisons. *UCT* [41]: We use the UCT algorithm to conduct planning without commonsense knowledge and use the ground-truth reward function in simulation. We use uniform distribution as the initial belief for states of objects. This baseline is to provide evidence that commonsense knowledge improves planning efficiency. For the *finetuned GPT2 policy* [4], we use the collected training dataset with 10000 trajectories to fine-tune a language model (GPT-2) as the planning policy. This is to show that larger pre-trained large language models without fine-tuning outperform the smaller model fine-tuned in specific tasks. *GPT3.5 Policy*: This is an improved version of [5]. When querying for actions, it not only takes as input the instructions and history of actions but also the currently visible objects. We use the LLM as the policy only, with a few examples as prompts to interact with the environments. This baseline demonstrates the benefits of additional information from the commonsense model and algorithmic benefits from MCTS.

For implementation, we use GPT-3.5 as the LLM. The temperature parameter is set to 0.6, and the top-p parameter is 0.9. The sample number for querying the LLM is $M = 10$, and the number of prompts is $K = 1$. The mixture parameter for heuristic policy is $\lambda = 0.5$. We select 200 instances uniformly at random from the dataset as prompt candidates for the LLM model and policy. Other details are enclosed in the appendix of the supplementary materials.

5.2 Results

Main result. The main results of the experiments are shown in Table 1, reporting the success rate of our method and baselines in completing the tasks in VirtualHome environments. In this result, GPT3.5-MCTS outperforms all the compared baselines, especially for unseen situations. UCT works poorly in all conditions, as the poor model and the huge search tree make the planning intractable. Thus, we focus our discussion on comparing the finetuned GPT2 policy and GPT3.5 policy.

For *Simple*, in-distribution tasks, the planning horizon is relatively short. Finetuned GPT2 policy, GPT3.5 Policy, and our method work reasonably well, but our method still outperforms the baselines.

For *Novel Simple* tasks, finetuned GPT2 policy works significantly worse than GPT3.5 Policy and GPT3.5-MCTS. This is because the fine-tuning of narrow tasks results in a biased distribution of the policy and compromises generalizability. GPT3.5 Policy and GPT3.5-MCTS work better due to the LLM’s few-shot planning capability. GPT3.5-MCTS works better for both situations. It benefits from the MCTS’ look-ahead search that explore commonsense states of the world for potential outcomes in order to make reasoned decisions. This procedure utilizes the additional commonsense knowledge of the world encoded in LLM, compared to using LLM solely as policy.

For the *Compositional*, in-distribution tasks, the finetuned GPT2 policy and GPT3.5 policy get significantly worse performance, while GPT3.5-MCTS works far better. The finetuned GPT2 policy is trained by behavior cloning that suffers from compounding errors. Therefore, when the planning horizon gets longer, the influence of

Table 1: Main results: mean \pm standard error of success rate (%)

Method	Seen Apartment				
	Simple	Comp.	NovelSimple	NovelComp.(2)	NovelComp.(3)
UCT [41]	0.0 \pm 0.0	0.0 \pm 0.0	0.0 \pm 0.0	0.0 \pm 0.0	0.0 \pm 0.0
finetuned GPT2 policy [4]	81.3 \pm 2.4	59.0 \pm 6.7	41.2 \pm 7.1	30.9 \pm 2.8	2.3 \pm 1.5
GPT3.5 Policy	83.4 \pm 6.8	47.0 \pm 7.8	74.3 \pm 4.0	48.2 \pm 8.8	5.4 \pm 2.0
GPT3.5-MCTS (Ours)	91.4 \pm 3.3	71.2 \pm 6.2	88.1 \pm 4.3	72.6 \pm 6.9	33.6 \pm 3.1
Method	Unseen Apartment				
	Simple	Comp.	NovelSimple	NovelComp.(2)	NovelComp.(3)
UCT [41]	0.0 \pm 0.0	0.0 \pm 0.0	0.0 \pm 0.0	0.0 \pm 0.0	0.0 \pm 0.0
finetuned GPT2 policy [4]	65.5 \pm 3.4	39.9 \pm 5.2	33.4 \pm 6.4	12.8 \pm 3.9	1.1 \pm 0.9
GPT3.5 Policy	74.3 \pm 5.0	43.3 \pm 4.0	67.8 \pm 4.9	54.0 \pm 3.0	6.9 \pm 2.1
GPT3.5-MCTS (Ours)	82.9 \pm 3.2	71.9 \pm 5.6	79.3 \pm 3.3	70.4 \pm 6.4	38.8 \pm 3.4

the errors accumulates and compromises the overall performance significantly. As for GPT3.5 Policy, the longer horizon potentially introduces more possible errors during planning, which might not be included in the prompt examples. Without suitable guidance from prompt, we cannot guarantee the GPT3.5 Policy will carry out suitable replanning when encountering errors or mistakes. MCTS encourages exploration to a certain extent of different possible actions during searching, introducing additional guidance to the GPT3.5 policy to look into other possible solutions. This is because the action selection procedure in GPT3.5-MCTS is not purely determined by GPT3.5 Policy but also by the Q value and visit counts. Therefore, MCTS encourages GPT3.5 Policy to explore other possible search directions instead of excessively applying certain actions sampled by itself.

Table 2: Results on Ablation Study: mean \pm standard error of success rate (%)

Method	Seen Apartment				Unseen Apartment			
	Simple	Comp.	NovelSimple	NovelComp.(2)	Simple	Comp.	NovelSimple	NovelComp.(2)
GPT3.5-MCTS (No Heuristic Policy)	0.0 \pm 0.0	0.0 \pm 0.0	0.0 \pm 0.0	0.0 \pm 0.0	0.0 \pm 0.0	0.0 \pm 0.0	0.0 \pm 0.0	0.0 \pm 0.0
GPT3.5-MCTS (Uniform State Prior)	3.2 \pm 1.1	0.0 \pm 0.0	1.1 \pm 0.4	0.0 \pm 0.0	1.1 \pm 0.2	0.0 \pm 0.0	0.0 \pm 0.0	0.0 \pm 0.0
GPT3.5-MCTS (Fully Observable)	94.0 \pm 2.1	80.7 \pm 3.3	94.3 \pm 2.4	78.5 \pm 4.0	85.1 \pm 5.0	77.5 \pm 3.2	82.2 \pm 3.3	76.6 \pm 3.1
GPT3.5-MCTS (Ours)	91.4 \pm 3.3	71.2 \pm 6.2	88.1 \pm 4.3	72.6 \pm 6.9	82.9 \pm 3.2	71.9 \pm 5.6	79.3 \pm 3.3	70.4 \pm 6.4

Ablation study. We conduct ablation studies to see the individual contributions of different components within the GPT3.5-MCTS framework. The *No Heuristic Policy* version of GPT3.5-MCTS refers to the absence of PUCT guided by the GPT3.5 Policy for action selection. Instead, it solely relies on UCT with an initial commonsense belief derived from LLM. The variant employing the *Uniform State Prior* utilizes a uniform prior belief regarding states, in contrast to the LLM-generated initial belief employed during the search process. Lastly, the variant operating in a *Fully Observable* environment aims to assess the accuracy of LLM’s knowledge in modeling the world.

Table 2 presents the results of our ablation experiments. The outcomes obtained under the *No Heuristic Policy* version highlight the significance of heuristic policies in facilitating MCTS to conduct efficient searches for complex and large-scale planning tasks. Conversely, the results of the *Uniform State Prior* row indicate that imperfect world models compromise search performance. This is because the model of the world determines the Q value. The wrong model results in an inaccurate estimation of the Q value, misleading the search process toward irrelevant locations. The *Fully Observable* results demonstrate that GPT3.5-MCTS with perfect knowledge of the environment only slightly outperforms its counterpart without it, implying that the commonsense knowledge of LLM regarding world modeling suffices for practical purposes.

Failure analysis. Policy, model, and translation errors are the primary causes of failures. Among these, policy errors are responsible for the majority of the failures. Often time, the policy produces unreasonable behaviors that mislead the search procedure. For example, it usually outputs inadmissible actions, such as “walk to the cutleryfork” where the “cutleryfork” is not in the observation.

It also produces back-and-forth behaviors, resulting in an unreasonable heuristic and slowing the search procedure. For example, when putting objects inside the microwave, it is sometimes struck by repeatedly opening and closing the microwave. For model error, the predicted positions of objects are not always correct. Since a random rollout policy is employed, incorrect object states can result in higher Q -values than correct states, leading to misguided exploration. The wrong translation also compromises the performance as we translate the response from LLM to admissible action or object names to ensure executability. This is caused in part by the VirtualHome environments, as the policy might not understand the underlying logic of the actions in VirtualHome, such as you have to walk close to interact with the object. Thus, if the LLM outputs “open fridge” but is not close enough to the fridge, the action will be translated to other admissible actions (“open fridge” is not inside the admissible actions for this case as it is invalid due to the setting of VirtualHome).

5.3 Discussion

We analyze the complexity of the approaches in terms of the description length of the world model and the policy. Assume a house has n moveable objects, m containers, and k rooms. We further assume that each of the n objects and m containers can be positioned inside, at most, a constant number of the $m + k$ containers or rooms and that the positions of each object and container are independent. Each nonzero probability location of the $m + k$ containers or rooms requires $\log(m + k)$ bits to specify. We further assume that we use a constant number of bits to represent each nonzero probability coefficient. Overall the prior distribution of objects in the home requires $O((m + n) \log(m + k))$ bits to describe. For the policy, we can use a pair of objects and containers to specify a task, and a solution to a task involves a path where each edge specifies an action with a target object, container, or room (e.g., “grab the apple, walk to the kitchen, walk to the fridge, open the fridge, put the apple inside the fridge”). To describe all these paths for the mn pairs would require an order of $mn \log(m + n + k)$ bits assuming all the policies have a short bounded number of steps. These are open-loop policies but can be modified into closed-loop ones by stopping the search for the object once it has been found and starting to search for the target location. The analysis suggests that learning the model could be easier than learning the policies for this domain. However, the model-based approach also requires a goal test, which we assume to be similar to recognizing which policy to take. Furthermore, clever decomposition and sharing among the policies can reduce their complexity, e.g., policies can be decomposed into searching for an object and a target location, reducing its description complexity. Whether the LLM successfully learned these shared policies is less clear.

Composing tasks increases the description complexity of policies to $O((mn)^N \log(m + n + k))$, where N is the number of composed tasks if done naively. The goal recognition component of the model-based approach similarly becomes more complex. The composed tasks can also be decomposed into individual tasks done sequentially. How much the LLMs can decompose the problems is unclear, although our experiments on this problem show better results for the model-based approach. Decomposition can help reduce the descriptive complexity, and we expect it would accordingly reduce the sample complexity of learning. Decomposition is automatically done in the tree search at the expense of more computation, although we still depend on the LLM to handle the goal test. For the policy, the LLM must learn to do the decomposition, which may make the learning problem computationally more difficult.

6 Conclusion

We use Large Language Models as the commonsense world model and the heuristic policy within the Monte Carlo Tree Search framework, enabling better-reasoned decision-making for daily tasks. MCTS enables LLM to leverage its world modeling knowledge for informed reasoning and explore new combinations of actions to tackle novel tasks. LLM helps MCTS through the biased sampling of states and actions, improving its efficiency in resolving complex task-planning problems. The runtime of our method is currently hindered by computational constraints, resulting in sluggish performance. Nonetheless, we are optimistic about the potential of our approach. Future advancements in edge computing devices may allow our method to be applied in robotic systems to enhance decision-making capabilities. Our analysis and empirical evidence suggest that, for some domains, the knowledge possessed by LLM in world modeling exhibits a higher degree of comprehensiveness than policies, owing to the significant discrepancy in their respective description complexities. Thus, leveraging LLM’s world knowledge holds considerable promise in decision-making disciplines and beyond.

References

- [1] T. Brown, B. Mann, N. Ryder, M. Subbiah, J. D. Kaplan, P. Dhariwal, A. Neelakantan, P. Shyam, G. Sastry, A. Askell *et al.*, “Language models are few-shot learners,” *Advances in neural information processing systems*, vol. 33, pp. 1877–1901, 2020.
- [2] OpenAI, “Gpt-4 technical report,” *ArXiv*, vol. abs/2303.08774, 2023.
- [3] S. Bubeck, V. Chandrasekaran, R. Eldan, J. Gehrke, E. Horvitz, E. Kamar, P. Lee, Y. T. Lee, Y. Li, S. Lundberg *et al.*, “Sparks of artificial general intelligence: Early experiments with gpt-4,” *arXiv preprint arXiv:2303.12712*, 2023.
- [4] S. Li, X. Puig, C. Paxton, Y. Du, C. Wang, L. Fan, T. Chen, D.-A. Huang, E. Akyürek, A. Anandkumar *et al.*, “Pre-trained language models for interactive decision-making,” *Advances in Neural Information Processing Systems*, vol. 35, pp. 31 199–31 212, 2022.
- [5] W. Huang, P. Abbeel, D. Pathak, and I. Mordatch, “Language models as zero-shot planners: Extracting actionable knowledge for embodied agents,” in *International Conference on Machine Learning*. PMLR, 2022, pp. 9118–9147.
- [6] M. Ahn, A. Brohan, N. Brown, Y. Chebotar, O. Cortes, B. David, C. Finn, K. Gopalakrishnan, K. Hausman, A. Herzog *et al.*, “Do as i can, not as i say: Grounding language in robotic affordances,” *arXiv preprint arXiv:2204.01691*, 2022.
- [7] W. Huang, F. Xia, T. Xiao, H. Chan, J. Liang, P. Florence, A. Zeng, J. Tompson, I. Mordatch, Y. Chebotar *et al.*, “Inner monologue: Embodied reasoning through planning with language models,” *arXiv preprint arXiv:2207.05608*, 2022.
- [8] R. Coulom, “Efficient selectivity and backup operators in monte-carlo tree search,” in *Computers and Games: 5th International Conference, CG 2006, Turin, Italy, May 29-31, 2006. Revised Papers 5*. Springer, 2007, pp. 72–83.
- [9] M. Shridhar, D. Mittal, and D. Hsu, “Ingress: Interactive visual grounding of referring expressions,” *The International Journal of Robotics Research*, vol. 39, no. 2-3, pp. 217–232, 2020.
- [10] M. Shridhar and D. Hsu, “Interactive visual grounding of referring expressions for human-robot interaction,” *arXiv preprint arXiv:1806.03831*, 2018.
- [11] M. Shridhar, L. Manuelli, and D. Fox, “Perceiver-actor: A multi-task transformer for robotic manipulation,” in *Conference on Robot Learning*. PMLR, 2023, pp. 785–799.
- [12] Z. Zhao, W. S. Lee, and D. Hsu, “Differentiable parsing and visual grounding of verbal instructions for object placement,” *arXiv preprint arXiv:2210.00215*, 2022.
- [13] C. Lynch and P. Sermanet, “Language conditioned imitation learning over unstructured data,” *arXiv preprint arXiv:2005.07648*, 2020.
- [14] C. Lynch, A. Wahid, J. Tompson, T. Ding, J. Betker, R. Baruch, T. Armstrong, and P. Florence, “Interactive language: Talking to robots in real time,” *arXiv preprint arXiv:2210.06407*, 2022.
- [15] S. Tellex, N. Gopalan, H. Kress-Gazit, and C. Matuszek, “Robots that use language,” *Annual Review of Control, Robotics, and Autonomous Systems*, vol. 3, no. 1, 2020.
- [16] P. Anderson, Q. Wu, D. Teney, J. Bruce, M. Johnson, N. Sünderhauf, I. Reid, S. Gould, and A. Van Den Hengel, “Vision-and-language navigation: Interpreting visually-grounded navigation instructions in real environments,” in *Proceedings of the IEEE conference on computer vision and pattern recognition*, 2018, pp. 3674–3683.
- [17] X. Wang, Q. Huang, A. Celikyilmaz, J. Gao, D. Shen, Y.-F. Wang, W. Y. Wang, and L. Zhang, “Reinforced cross-modal matching and self-supervised imitation learning for vision-language navigation,” in *Proceedings of the IEEE/CVF conference on computer vision and pattern recognition*, 2019, pp. 6629–6638.
- [18] A. Santoro, D. Raposo, D. G. Barrett, M. Malinowski, R. Pascanu, P. Battaglia, and T. Lillicrap, “A simple neural network module for relational reasoning,” *Advances in neural information processing systems*, vol. 30, 2017.
- [19] R. Hu, J. Andreas, M. Rohrbach, T. Darrell, and K. Saenko, “Learning to reason: End-to-end module networks for visual question answering,” in *Proceedings of the IEEE international conference on computer vision*, 2017, pp. 804–813.

- [20] R. Hu, A. Rohrbach, T. Darrell, and K. Saenko, “Language-conditioned graph networks for relational reasoning,” in *Proceedings of the IEEE/CVF International Conference on Computer Vision*, 2019, pp. 10 294–10 303.
- [21] X. Yang, G. Lin, F. Ly, and F. Liu, “Trnnet: Tiered relation reasoning for compositional visual question answering,” in *European Conference on Computer Vision*. Springer, 2020, pp. 414–430.
- [22] R. Saqr and K. Narasimhan, “Multimodal graph networks for compositional generalization in visual question answering,” *Advances in Neural Information Processing Systems*, vol. 33, pp. 3070–3081, 2020.
- [23] D. A. Hudson and C. D. Manning, “Gqa: A new dataset for real-world visual reasoning and compositional question answering,” in *Proceedings of the IEEE/CVF conference on computer vision and pattern recognition*, 2019, pp. 6700–6709.
- [24] Z. Chen, P. Wang, L. Ma, K.-Y. K. Wong, and Q. Wu, “Cops-ref: A new dataset and task on compositional referring expression comprehension,” in *Proceedings of the IEEE/CVF Conference on Computer Vision and Pattern Recognition*, 2020, pp. 10 086–10 095.
- [25] D. Batra, A. X. Chang, S. Chernova, A. J. Davison, J. Deng, V. Koltun, S. Levine, J. Malik, I. Mordatch, R. Mottaghi *et al.*, “Rearrangement: A challenge for embodied ai,” *arXiv preprint arXiv:2011.01975*, 2020.
- [26] J. Gu, D. S. Chaplot, H. Su, and J. Malik, “Multi-skill mobile manipulation for object rearrangement,” *arXiv preprint arXiv:2209.02778*, 2022.
- [27] A. Szot, A. Clegg, E. Undersander, E. Wijmans, Y. Zhao, J. Turner, N. Maestre, M. Mukadam, D. S. Chaplot, O. Maksymets *et al.*, “Habitat 2.0: Training home assistants to rearrange their habitat,” *Advances in Neural Information Processing Systems*, vol. 34, pp. 251–266, 2021.
- [28] C. Aeronautiques, A. Howe, C. Knoblock, I. D. McDermott, A. Ram, M. Veloso, D. Weld, D. W. SRI, A. Barrett, D. Christianson *et al.*, “Pddl the planning domain definition language,” *Technical Report, Tech. Rep.*, 1998.
- [29] J. Hoffmann, “Ff: The fast-forward planning system,” *AI magazine*, vol. 22, no. 3, pp. 57–57, 2001.
- [30] M. Helmert, “The fast downward planning system,” *Journal of Artificial Intelligence Research*, vol. 26, pp. 191–246, 2006.
- [31] C. R. Garrett, T. Lozano-Pérez, and L. P. Kaelbling, “Pddlstream: Integrating symbolic planners and blackbox samplers via optimistic adaptive planning,” in *Proceedings of the International Conference on Automated Planning and Scheduling*, vol. 30, 2020, pp. 440–448.
- [32] D. Silver, J. Schrittwieser, K. Simonyan, I. Antonoglou, A. Huang, A. Guez, T. Hubert, L. Baker, M. Lai, A. Bolton *et al.*, “Mastering the game of go without human knowledge,” *nature*, vol. 550, no. 7676, pp. 354–359, 2017.
- [33] D. Silver, T. Hubert, J. Schrittwieser, I. Antonoglou, M. Lai, A. Guez, M. Lanctot, L. Sifre, D. Kumaran, T. Graepel *et al.*, “A general reinforcement learning algorithm that masters chess, shogi, and go through self-play,” *Science*, vol. 362, no. 6419, pp. 1140–1144, 2018.
- [34] D. Xu, R. Martín-Martín, D.-A. Huang, Y. Zhu, S. Savarese, and L. F. Fei-Fei, “Regression planning networks,” *Advances in Neural Information Processing Systems*, vol. 32, 2019.
- [35] P. Cai, Y. Luo, A. Saxena, D. Hsu, and W. S. Lee, “Lets-drive: Driving in a crowd by learning from tree search,” *arXiv preprint arXiv:1905.12197*, 2019.
- [36] C. R. Garrett, R. Chitnis, R. Holladay, B. Kim, T. Silver, L. P. Kaelbling, and T. Lozano-Pérez, “Integrated task and motion planning,” *Annual review of control, robotics, and autonomous systems*, vol. 4, pp. 265–293, 2021.
- [37] B. Z. Li, W. Chen, P. Sharma, and J. Andreas, “Lampp: Language models as probabilistic priors for perception and action,” *arXiv e-prints*, pp. arXiv–2302, 2023.
- [38] Y. Du, O. Watkins, Z. Wang, C. Colas, T. Darrell, P. Abbeel, A. Gupta, and J. Andreas, “Guiding pretraining in reinforcement learning with large language models,” *arXiv preprint arXiv:2302.06692*, 2023.
- [39] J. S. Park, J. C. O’Brien, C. J. Cai, M. R. Morris, P. Liang, and M. S. Bernstein, “Generative agents: Interactive simulacra of human behavior,” *arXiv preprint arXiv:2304.03442*, 2023.

- [40] B. Zhang and H. Soh, “Large language models as zero-shot human models for human-robot interaction,” *arXiv preprint arXiv:2303.03548*, 2023.
- [41] L. Kocsis and C. Szepesvári, “Bandit based monte-carlo planning,” in *Machine Learning: ECML 2006: 17th European Conference on Machine Learning Berlin, Germany, September 18-22, 2006 Proceedings 17*. Springer, 2006, pp. 282–293.
- [42] C. B. Browne, E. Powley, D. Whitehouse, S. M. Lucas, P. I. Cowling, P. Rohlfshagen, S. Tavener, D. Perez, S. Samothrakis, and S. Colton, “A survey of monte carlo tree search methods,” *IEEE Transactions on Computational Intelligence and AI in games*, vol. 4, no. 1, pp. 1–43, 2012.
- [43] C. D. Rosin, “Multi-armed bandits with episode context,” *Annals of Mathematics and Artificial Intelligence*, vol. 61, no. 3, pp. 203–230, 2011.
- [44] X. Puig, T. Shu, S. Li, Z. Wang, Y.-H. Liao, J. B. Tenenbaum, S. Fidler, and A. Torralba, “Watch-and-help: A challenge for social perception and human-ai collaboration,” *arXiv preprint arXiv:2010.09890*, 2020.
- [45] N. Reimers and I. Gurevych, “Sentence-bert: Sentence embeddings using siamese bert-networks,” *arXiv preprint arXiv:1908.10084*, 2019.
- [46] Y. Xie, C. Yu, T. Zhu, J. Bai, Z. Gong, and H. Soh, “Translating natural language to planning goals with large-language models,” *arXiv preprint arXiv:2302.05128*, 2023.
- [47] X. Puig, K. Ra, M. Boben, J. Li, T. Wang, S. Fidler, and A. Torralba, “Virtualhome: Simulating household activities via programs,” in *Proceedings of the IEEE Conference on Computer Vision and Pattern Recognition*, 2018, pp. 8494–8502.

Appendix

A Experimental environments

We use the VirtualHome simulator [47] to evaluate our approach as well as the baseline methods. VirtualHome is a 3D household environment with partial observation, large action space, and long planning horizon. It contains hundreds of interactive objects and containers, allowing it to perform various household object rearrangement tasks. This section introduces details of the tasks, the goal specifications, the actions, and the observations in our experimental settings.

A.1 List of objects, containers, surfaces, and rooms in the apartment

We list all the objects that are included in our experimental environment. Here, we can put *moveable objects* into the *Containers* or on the *Surfaces*. The *Containers* and *Surfaces* are located at a *Room* in the apartment.

- *Containers*: bathroom cabinet, kitchen cabinet, bathroom counter, fridge, oven, dishwasher, microwave, stove, bathroom cabinet
- *Surfaces*: bed, bookshelf, cabinet, coffee table, cutting board, floor, fryingpan, kitchen counter, kitchen table, nightstand, sofa, stove
- *moveable objects*: alcohol, apple, banana, bar soap, bell pepper, boardgame, book, box, bread slice, bucket, candle, candy bar, carrot, cellphone, cereal, chicken, Chinese food, chips, chocolate syrup, clock, clothes pants, clothes pile, clothes shirt, coatrack, coffeepot, condiment bottle, condiment shaker, cooking pot, crackers, crayons, creamy buns, cupcake, cutlery fork, cutlery knife, cutlets, cutting board, dish bowl, dishwashing liquid, face cream, folder, fryingpan, glasses, globe, hair product, hanger, juice, keyboard, lime, lotion bottle, magazine, milk, milkshake, minced meat, mouse, mug, notes, oven tray, pancake, paper, pear, pie, pillow, plate, plum, poundcake, pudding, radio, remote control, salad, salmon, slippers, sports ball, sundae, teddybear, toilet paper, toothbrush, toothpaste, towel, towel rack, toy, washing sponge, water glass, whipped cream, wine, wineglass
- *Rooms*: bedroom, bathroom, living room, kitchen.

A.2 Tasks

We use the object rearrangement tasks for evaluation. The task is to search for one or more objects in the house and move them to the desired positions. We use natural language as the interface to specify the tasks. Thus, the agent should take as input the natural language instruction and observations, and then output actions.

The tasks are randomly sampled from different distributions. We define various types of object rearrangement tasks for evaluation:

- *Simple*: this task is to move one object in the house to the desired location. The combination of the object and desired location has appeared in the training dataset.
- *Novel Simple*: this task is to move one object in the house to the desired location. The combination of the object and desired location has **not** appeared in the training dataset.
- *Comp.*: this task is composed of 2 *Simple* tasks, moving more than one object in the house to their desired location. This kind of task has a longer planning horizon as it requires moving multiple objects to complete. The combinations of *Simple* tasks have appeared in the training dataset.
- *Novel Comp. (2)*: this task is composed of 2 *Simple* tasks, moving more than one object in the house to their desired location. The combinations of *Simple* tasks have not appeared in the training dataset.
- *Novel Comp. (3)*: this task is composed of 3 *Simple* tasks, moving more than one object in the house to their desired location. This kind of task has the longest planning horizon. The combinations of *Simple* tasks have not appeared in the training dataset.

We also have different household environments:

- *Seen Apartment*: the map of the apartment is shown in Figure 3. These household environments are the same as the ones in the training set, while the object positions are randomly initialized according to a pre-defined commonsense distribution in VirtualHome [47].
- *Unseen Apartment*: the map of the apartment is shown in Figure 4. These household environments are not the same as the ones in the training set. The object positions are also sampled from a different pre-defined commonsense distribution in VirtualHome [47].



Figure 3: The map of the *seen apartments* in our setting. These household environments are the same as the ones in the training set, while the object positions are randomly initialized according to a commonsense distribution.




Figure 4: The map of the *unseen apartments* in our setting. These household environments are not the same as the ones in the training set. The object positions are also sampled from a different commonsense distribution.

A.3 Goal specification

Similar to prior works [4], we define the goal in the VirtualHome system by a set of predicates. For instance, a goal can be defined by $Inside(apple, fridge):2; Inside(plate, dishwasher):1$, meaning “put two apples inside the fridge and put one plate inside the dishwasher.” For *Simple* and *Novel Simple* tasks, it only requires moving one object, while *Comp.* and *Novel Comp.* have more than one object to move.

A.4 Actions

In VirtualHome, the agent is able to navigate in the environment, grab an object, put an object inside the containers (e.g., fridge) or on the surfaces (e.g., table), open and close the container, etc. The actions in VirtualHome are grounded to moveable objects, containers, or rooms in the environment. For example, `Open(5)` is to open an object with index (5). The list of available actions in our setting are listed below:

- `Walk(<item>)`: walk to the `<item>`. The `<item>` can be a moveable object, a container, or a room. The precondition of this action is that the `<item>` is visible. The effect of this action is that the agent is close to the `<item>` if the `<item>` is an object or inside the `<item>` if the `<item>` is a room. The action is translated into the sentence “walk to the `<name of item>`” when feeding into LLMs.
- `Open(<item>)`: open the `<item>`. The `<item>` can be a moveable object or a container. The precondition of this action is that the agent should be close to `<item>`. The effect of this action is that the `<item>` is opened. The action is translated into the sentence “open the `<name of item>`” when feeding into LLMs.
- `Close(<item>)`: close the `<item>`. The `<item>` can be a moveable object or a container. The precondition of this action is that the agent should be close to `<item>`. The effect of this action is that the `<item>` is closed. The action is translated into the sentence “close the `<name of item>`” when feeding into LLMs.
- `Grab(<item>)`: grab the `<item>`. The `<item>` should be a moveable object. The precondition of this action is that the agent should be close to the `<item>`, and the agent is not holding any objects. The effect of this action is that the agent will hold the `<item>`. The action is translated into the sentence “grab the `<name of item>`” when feeding into LLMs.
- `PutIn(<item1>, <item2>)`: put the moveable object `<item1>` inside the container `<item2>`. The precondition of this action is that the agent should be close to the `<item2>` and holding `<item1>`. The effect of this action is that the agent is not holding any objects, and the `<item1>` is inside the `<item2>`. The action is translated into the sentence “put the `<name of item1>` inside the `<name of item2>`” when feeding into LLMs.
- `PutBack(<item1>, <item2>)`: put the moveable object `<item1>` on the surface `<item2>`. The precondition of this action is that the agent should be close to the `<item2>` and holding `<item1>`. The effect of this action is that the agent is not holding any objects, and the `<item1>` is on the `<item2>`. The action is translated into the sentence “put the `<name of item1>` on the `<name of item2>`” when feeding into LLMs.

A.5 Observations

We use the same representation as [4] for partial observation. The observation is a list of visible objects and relationships between those objects. Each object or container has a state: *open* or *close*. The fine-tuned GPT2 policy [4] also uses the 3d coordinates of the object. We also use relationships to connect different objects, such as `Inside(apple, fridge)`. Those relationships are translated to natural language descriptions when feeding into LLMs, such as “an apple is inside the fridge.”

B Data gathering

Similar to prior works [44, 4], we collect expert trajectories in VirtualHome using regression planning with handcrafted heuristics². The expert has full observation of the environment. Given the goal predicates and full observation, the agent will use the handcrafted heuristics for each task to effectively search for the solutions. The expert also has a handcrafted mechanism for compositional tasks to decompose one task into subtasks and finish them progressively. For each trajectory, we include the goal predicates (used by the VirtualHome system and the expert agent), the goal instruction (used by the agent), the partial observation for each time step (not used by the expert agent, the expert agent uses full observation), and the expert actions.

²Their implementation is available at the GitHub repository: https://github.com/xavierpuigf/watch_and_help.git

C Implementation details of belief in LLM-MCTS

This section introduces our implementation details for the belief of states in GPT3.5-MCTS. The source code will be released at <https://llm-mcts.github.io> before the publication.

C.1 State representation

We represent the states by a list of objects and their relationships. Each object has a unique name and id in the simulator, as well as the state of the object. We use the same unique name and id in our state representation. The relationships connect different objects, containers, surfaces, and rooms. The VirtualHome contains 59 different types of relationships, including `Inside`, `On`, `Close`, `Facing`, etc. We use the same type of relationships in our state representation.

C.2 Belief

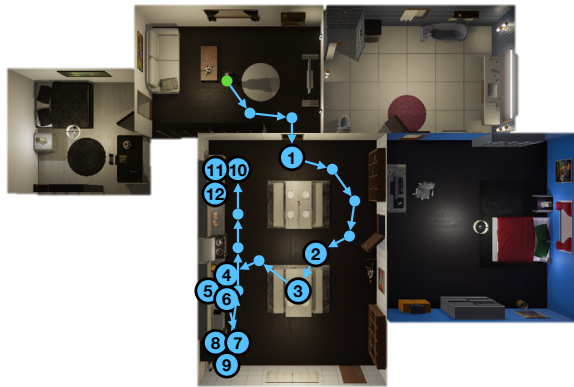
The belief of the state also contains a list of objects and their relationships. However, we parameterize the relationships by a vector, representing the probability that the relationship is true. This vector is affiliated with the object representation. For simplicity, we only include the relationships `Inside`, `On` in our belief, as we only query LLM about the object positions to build up the commonsense belief of the state.

When building up a state’s belief, we query LLM to predict the position of each moveable object, container, and surface. The position of a moveable object is specified by the relationships (i.e., `Inside` or `On`) between itself and a container or surface. The position of a container or a surface is specified by its relationship (i.e., `Inside`) to the room. We use sampling to approximate the distribution of the position. The moveable objects’ belief of position is represented by a vector whose dimension is the same as the total number of containers and surfaces in the house. Each vector entry denotes the probability that whether the object is inside a specific container or on a specific surface is true. When asking LLM to predict the object positions, we asked LLM for M times and received multiple responses from LLM. We then count each entry’s total number of predictions and normalize them to become a probability distribution. We initialize the value of other unsampled entries in the vector by a lower bound of the probability 1×10^{-3} to ensure that the model will not eliminate other possibilities when the commonsense model is wrong.

The agent will receive new observations to update their belief when interacting with the environment. We will first predict the next state of the agent by the transition function and then update the belief of the object positions by new observations. Suppose the object is inside the current observation. In that case, the other entry of the relations between objects will be masked out by zero, and the entry of the relationships in observation will be replaced by the value of one. However, if a relationship is not inside the observation, the value of the corresponding entry will be replaced by zero, and the vector will be normalized again.

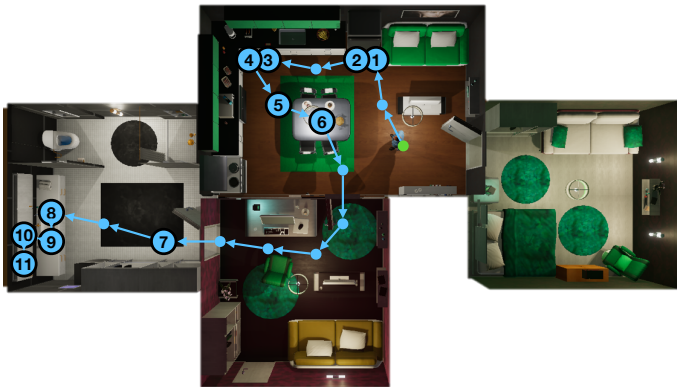
D Visualized examples

We provide a set of successful (shown in Figure 5) and failed trajectories (shown in Figure 6) to give a better understanding of the tasks and our method. Policy, model, and translation errors are the primary causes of failures. Among these, policy errors are responsible for the majority of the failures. Often time, the policy produces unreasonable behaviors that mislead the search procedure. For example, it usually outputs inadmissible actions, such as “*walk to the cutlery fork*” where the “*cutlery fork*” is not in the observation (shown in Figure 6 (a)). It also produces back-and-forth behaviors, resulting in an unreasonable heuristic and slowing the search procedure. For example, when putting objects inside the microwave, it is sometimes struck by repeatedly opening and closing the microwave. For model error, the predicted positions of objects are not always correct. Since a random rollout policy is employed, incorrect object states can result in higher Q -values than correct states, leading to misguided exploration (shown in Figure 6 (b)). The wrong translation also compromises the performance as we translate the response from LLM to admissible action or object names to ensure executability. This is caused in part by the VirtualHome environments, as the policy might not understand the underlying logic of the actions in VirtualHome, such as you have to walk close to interact with the object. Thus, if the LLM outputs “open fridge” but is not close enough to the fridge,



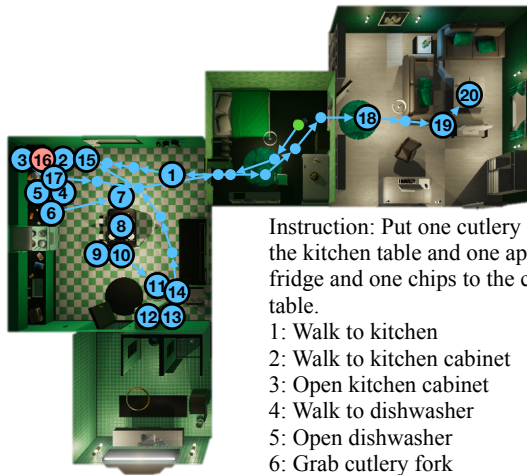
Instruction: Put one plate inside the kitchen cabinet and one chicken inside microwave.

- 1: Walk to kitchen
- 2: Walk to plate
- 3: Grab plate
- 4: Walk to kitchen cabinet
- 5: Open kitchen cabinet
- 6: Put plate inside kitchen cabinet
- 7: Move fridge
- 8: Open fridge
- 9: Grab chicken
- 10: Walk to microwave
- 11: Open microwave
- 12: Put chicken inside microwave



Instruction: Put one apple on the kitchen table and one toothbrush inside the bathroom cabinet.

- 1: Walk to fridge
- 2: Open fridge
- 3: Walk to apple
- 4: Grab apple
- 5: Walk to kitchen table
- 6: Put apple on kitchen table
- 7: Walk to bathroom
- 8: Walk to toothbrush
- 9: Grab toothbrush
- 10: Open bathroom cabinet
- 11: Put toothbrush inside bathroom cabinet



Instruction: Put one cutlery fork on the kitchen table and one apple to the fridge and one chips to the coffee table.

- 1: Walk to kitchen
- 2: Walk to kitchen cabinet
- 3: Open kitchen cabinet
- 4: Walk to dishwasher
- 5: Open dishwasher
- 6: Grab cutlery fork
- 7: Walk to kitchen table
- 8: Put cutlery fork on kitchen table
- 9: Walk to apple
- 10: Grab apple
- 11: Walk fridge
- 12: Open fridge
- 13: Put apple inside fridge
- 14: Close fridge
- 15: Walk to kitchen cabinet
- 16: Open kitchen cabinet (Failed)
- 17: Grab chips
- 18: Walk to living room
- 19: Walk to coffee table
- 20: Put chips on coffee table

Figure 5: Successful examples

the action will be translated to other admissible actions (“open fridge” is not inside the admissible actions for this case as it is invalid due to the setting of VirtualHome).

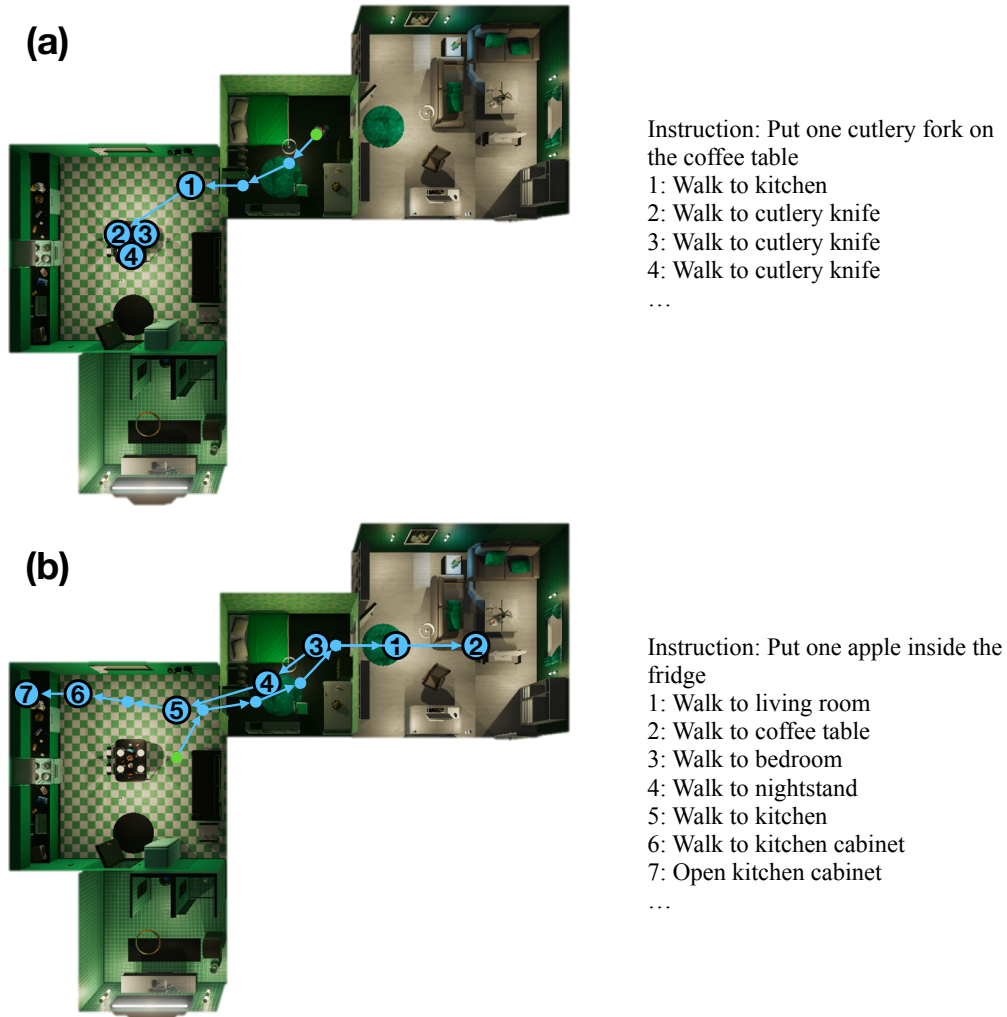


Figure 6: Failed examples. (a) Policy error and translation error. LLM outputs walk to the cutlery fork, but the cutlery fork is not in observation. We use embeddings to evaluate the most similar valid actions. Therefore it translates the action to one similar action “walk to cutlery knife.” The action has an incorrect semantic meaning and causes failure. (b) model error. The LLM predicts the apple is on the nightstand in the bedroom and on the coffee table in the living room. As we are using random rollout to get the estimation of the reward, there will be situations when the incorrect actions result in a higher estimated Q value, thereby misleading the exploration.

E Prompts

One example prompt for the LLM policy and the exact prompt we used for building up the commonsense belief is shown below.

Example prompt for the heuristic policy:

You need to generate a high-level plan for completing a household task using the allowed actions and visible objects.

Allowed actions: walk to <object>, walk to <room>, walk to <container>, walk to <surface>, grab <object>, open <container>, close <container>, put <object> on <surface>, put <object> inside <container>.

Rooms in the house: bedroom, bathroom, living room, kitchen

You need to strictly follow the format in the following examples:

Goal: Put one apple inside the fridge

Completed actions: walk to the kitchen, walk to the apple

Current Observation: a kitchen table is inside the kitchen, a kitchen counter is inside the kitchen, an apple is on the kitchen counter, a plate is on the kitchen table, a banana is on the kitchen counter, a fridge is inside the kitchen and fridge is closed, a kitchen cabinet is inside the kitchen and kitchen cabinet is closed, a cutlery knife is on the kitchen table, a microwave is inside the kitchen and microwave is closed, a dishwasher is inside the kitchen and dishwasher is closed.

Next actions: grab the apple, walk to the fridge, open the fridge, put the apple inside the fridge, close the fridge, done.

Now, finish the next following task.

Goal: Put one apple on the kitchen table

Completed actions: walk to the kitchen

Current observation: a kitchen table is inside the kitchen, an apple is on the kitchen table, a kitchen counter is inside the kitchen, an apple is on the kitchen counter, a cutlery knife is on the kitchen counter, a fridge is inside the kitchen and fridge is closed, a kitchen cabinet is inside the kitchen and kitchen cabinet is closed, a kitchen table is inside the kitchen, a plate is on the kitchen table, a pounding cake is on the kitchen table, a microwave is inside the kitchen and microwave is closed, a dishwasher is inside the kitchen and dishwasher is closed.

Next actions:

Example prompt for the commonsense world model:

You need to predict the positions of the moveable objects, containers, and surfaces in the apartment according to the commonsense.

Rooms in the apartment: bedroom, bathroom, living room, kitchen.

Containers in the apartment: bathroom cabinet, kitchen cabinet, bathroom counter, fridge, oven, dishwasher, microwave, stove, bathroom cabinet.

Surfaces in the apartment: bed, bookshelf, cabinet, coffee table, cutting board, floor, fryingpan, kitchen counter, kitchen table, nightstand, sofa, stove.

You need to strictly follow the format in the following examples:

Question: what are the possible positions of strawberry?

Answer: Inside fridge, On kitchen table.

Question: what are the possible positions of soap?

Answer: On bathroom counter.

Question: what are the possible positions of water cup?

Answer: On kitchen table, Inside dishwasher.

Now, answer the next following question.

Question: what are the possible positions of apple?
Answer: