

Optimizing Long-term Value for Auction-Based Recommender Systems via On-Policy Reinforcement Learning

Ruiyang Xu*, Jalaj Bhandari*, Dmytro Korenkevych, Fan Liu, Yuchen He, Alex Nikulkov, Zheqing Zhu

Meta AI

May 24, 2023

Abstract

Auction-based recommender systems are prevalent in online advertising platforms, but they are typically optimized to allocate recommendation slots based on immediate expected return metrics, neglecting the downstream effects of recommendations on user behavior. In this study, we employ reinforcement learning to optimize for long-term return metrics in an auction-based recommender system. Utilizing temporal difference learning, a fundamental reinforcement learning algorithm, we implement a *one-step policy improvement approach* that biases the system towards recommendations with higher long-term user engagement metrics. This optimizes value over long horizons while maintaining compatibility with the auction framework. Our approach is grounded in dynamic programming ideas which show that our method provably improves upon the existing auction-based base policy. Through an online A/B test conducted on an auction-based recommender system which handles billions of impressions and users daily, we empirically establish that our proposed method outperforms the current production system in terms of long-term user engagement metrics.

1 Introduction

With exponential growth of digital information, recommender systems have come to play a pivotal role in various applications, from personalized movie recommendations at Netflix to product recommendation over e-commerce platforms, to help users access relevant/interesting content (Gomez-Uribe and Hunt, 2015; Lu et al., 2015; Smith and Linden, 2017). Given widespread use, research and practice of recommender system design has constantly evolved in the past two decades. These include traditional recommendation strategies, like content based approaches (Lops et al., 2011; Pazzani and Billsus, 2007) and collaborative filtering methods (Ekstrand et al., 2011; Koren et al., 2009; Schafer et al., 2007; Shi et al., 2014) which model user preferences for different items either using item features or by using past ratings of a user (or similar users), to modern deep supervised learning based approaches which personalize user experience by modeling click through rates (Zhang et al., 2019), with many instances of successful deployment at industry scale. See (Cheng et al., 2016; Covington et al., 2016; Okura et al., 2017) for example of prototypes used for video recommendation at YouTube, app recommendations at Google Play and news recommender systems for Yahoo!.

*These authors contributed equally to this work

Auction based systems (Evans, 2008; Varian, 2007) is a critical component for platforms like Meta, Google, Yahoo! etc. which run large marketplaces such as online advertising platforms which allocate ad slots based on advertiser bids. These systems typically use a Vickrey (second price) auction or a Vickrey-Clarke-Groves (VCG) auction* where the winner pays the next highest bidder’s bid. An attractive property of the VCG auction is that bidding the true value is a dominant strategy* for all bidders (Edelman et al., 2007; Varian and Harris, 2014), which simplifies bidder’s decisions. That is, each participant is incentivised to bid what they value the item to be worth, while the winner gets a discount. This has led to widespread adoption of the second price auction in large scale online ad marketplaces (Varian and Harris, 2014).

In addition to bid values, auction based recommender systems also typically account for “conversion rates” to allocate slots to recommendations. However, both these metrics only account for the immediate value of showing a recommendation in a slot. In this way, auction based recommender systems are designed to optimize myopically for short-term engagement metrics and may not reflect the impact on long-run user engagement. Thus, optimizing for the long-term in an auction based system poses a unique challenge due to the auction mechanism. In this work, we propose a reinforcement learning (RL) approach to bias an auction based recommender system towards strategies that account for downstream impact of recommendations on user behavior.

Reinforcement learning provides a mathematical formalism to optimize for long horizon outcomes and has gained traction through superior performance in different applications, including arcade games (Mnih et al., 2015), robotics (Gu et al., 2017; Smith and Linden, 2017) and navigation (Tai et al., 2017). Many recent works have also shown potential of using RL methods for real-time recommender systems, including off-policy methods like Q-learning (Zheng et al., 2018; Zou et al., 2019) and actor-critic algorithms (Chen et al., 2019a, 2022). However, balancing between bidder’s value and long-term user engagement is one of the key constraints for system designers in applying RL to an auction based recommender system. Unlike most of the prior work, we cannot design a system from scratch using RL; instead we must work within a framework which continues to optimize for bidder’s value as well, at least partially. Moreover, using off-policy RL algorithms to search for an optimal policy poses significant challenges due to distribution shift. Offline collected data rarely satisfies coverage conditions required for off-policy RL algorithms to find a (near) optimal policy. In this work, we make the following contributions:

- We use a reinforcement learning approach to bias an auction based recommender system toward recommendations that improve metrics for long-term user engagement. Our approach can be understood as *one step policy improvement* over the auction based recommender policy.
- Using ideas from classic dynamic programming theory, we make a simple argument to show that our method provably improves over the base (auction) policy.
- We implement our method in an industrial scale real-time recommender system serving billions of users daily and empirically show performance improvements through online A/B testing.

This paper is organized as follows. In section 2, we briefly review prior work on recommender systems with a focus on reinforcement learning based approaches. Section 3 instantiates a rein-

*The VCG auction encompasses the traditional Vickrey auction as a special case.

*Note that for multiple slots, platforms typically rely on generalized second price (GSP) auctions which truth-telling is not a dominant strategy (Edelman et al., 2007; Varian, 2007). For our exposition, we assume a single slot with allocation done using a second price auction.

forcement learning setup to optimize for long-term value in a recommender system problem setting we consider. In section 4, we describe our online reinforcement learning approach which provably improves over the baseline auction based recommender systems in terms of long-run user engagement metrics (we use “conversions” as a proxy metric of long-run user engagement). We end the paper in section 5 with experimental results from an online A/B test showing significant improvement in conversion statistics over an six week period.

Remark 1. *Our approach is not specifically tied to the surrogate metrics we use to quantify long-term user engagement. The surrogate metrics should be looked at through the lens of reward design.*

2 Related Work

Many of the existing approaches to personalized recommendations, like content and collaborative filtering based methods (Ekstrand et al., 2011; Lops et al., 2011; Shi et al., 2014), sequential recommender systems (Hidasi et al., 2015; Quadrana et al., 2018; Wang et al., 2019) and deep supervised learning based methods (Hidasi et al., 2015; Zhang et al., 2019), optimize metrics of immediate user engagement (e.g. click probabilities) without incorporating the downstream effect of recommendation policies on metrics of long-run user engagement. This includes (contextual) multi-arm bandit approaches (Li et al., 2010), although bandit approaches allow for learning user preferences by intelligent exploration thereby combating the feed back loops from data generated by existing recommender systems (Qin et al., 2014; Wang et al., 2017; Zeng et al., 2016).

Given this and the sequential nature of user interactions, reinforcement learning techniques have emerged as natural alternatives to grapple with the problem of myopic recommendation strategies more generally (Chen et al., 2019a; Ie et al., 2019; Shani et al., 2005; Xin et al., 2020; Zhao et al., 2019). Since RL methods aim to optimize for long-run “value” (estimate of accrued reward over a long time horizon), the resulting recommendation strategies account for the efficacy of downstream recommendations in recurring user interactions. Although many different approaches have been proposed, including model-based RL methods (Chen et al., 2019b), a lot of recent work has focused on applying model free RL algorithms to maximize long term measures of user engagement in different applications; see (Zheng et al., 2018; Zou et al., 2019) for examples in e-commerce setting and a personalizing news article recommendation setting. Similar to these efforts, we train a deep neural network model to approximate a Q -function of an auction based recommender policy. However, our focus is on incorporating long-term metrics in an auction-based recommender system. For this, we restrict ourselves to biasing the recommendation policy toward actions with higher Q -values, as opposed to searching for an optimal policy. We use simple ideas from classical dynamic programming theory to elucidate the theoretical motivation of our *one-step policy improvement approach* – modifying the base policy in this way leads to a policy with improved long-run user engagement metrics.

3 Problem Formulation

In this section, we formalize the long-term value optimization problem of a recommender system in the framework of reinforcement learning. We later describe many approximations we make for practical implementation of a large scale auction based system that is designed around this framework

and discuss the limitations of our choices. A general reinforcement learning framework can be characterized by an agent and its interactions with the environment [Hutter \(2007\)](#); [Lu et al. \(2021\)](#)

3.1 A model of the environment.

Following [Lu et al. \(2021\)](#), we model the environment by a tuple $\mathcal{E} = (\mathcal{O}, \mathcal{A}, \rho)$, where \mathcal{O} and \mathcal{A} denote the observation set and action set respectively and ρ prescribes a probability for any observation $o \in \mathcal{O}$. For simplicity, we assume that time is discrete and take one time period to denote a 24 hour window for the model we implement. We assume that the set of users interacting with the recommender system is dynamic and denote $\mathcal{N}(t)$ to be the set of interacting users at time t . To avoid overload of notation, we take the set of all users to be fixed, denoted by \mathcal{N} ; our framework as well as implementation can easily account for new users.

1. Action space: We take \mathcal{A} to be a fixed^{*} finite set of all possible items that can be recommended to any user at a given time and let $a \in \mathcal{A}$ denote one such recommendation. At time step t , an action set $A_t \in \mathcal{A}^{|\mathcal{N}(t)|}$ is a collection of recommended items to different users, $A_t = (a_t^u : u \in \mathcal{N}(t))$.
2. Observation space: We take \mathcal{O} to be a finite set of observations about a user, with each observation $o \in \mathcal{O}$ encoding useful information about user tastes. The observation set, $O_t \in \mathcal{O}^{|\mathcal{N}(t)|}$ is a collection of such observations about each user interacting with the system, $O_t = (o_t^u : u \in \mathcal{N}(t))$.
3. Outcome space: We take \mathcal{Y} to be a finite set of outcomes, with each outcome $y \in \mathcal{Y}$ indicating a user’s response to a recommendation. Similar to the action and observation sets, the outcome set, $Y_t = (y_t^u : u \in \mathcal{N}(t)) \in \mathcal{Y}^{|\mathcal{N}(t)|}$ denotes the collection of outcomes for each user interacting with the system at time t . We later describe how Y_t depends on various quantities, including the action and observation sets, A_t and O_t .
4. Observation probability: We let history $H_t = (O_0, A_0, Y_0, \dots, A_{t-1}, Y_{t-1}, O_t)$ denote interactions with the environment up to time t . An agent selects actions A_t given the history H_t . The probability distribution $\rho(\cdot | H_t, A_t)$ determines the next observation conditioned on H_t and A_t . While we leave the exact form of ρ unspecified, $\rho(\cdot)$ essentially models the evolution of user tastes as well as their propensity to interact with the system.

3.2 A model of user behavior

Given the environment interface as described above, we model the user response y_t^u to a recommended item a_t^u at time t as a function of its past interactions with the system^{*} H_t , the recommended item a_t^u , user context x_t^u which encodes demographic information about the user, as well as some side information i_t^u which encodes dynamic user interests summarized by their interaction with the platform, beyond engagement with the recommender system^{*}. Formally, one can take $g(\cdot)$ to be some unknown fixed function such that, $y_t^u = g(H_t, a_t^u, x_t^u, i_t^u, \epsilon_t)$ where ϵ_t is i.i.d noise capturing

^{*}A fixed action space is assumed to only simplify the exposition in terms of notation.

^{*}History of a user can be written as $h_t^u = \{(o_k^u, a_k^u) : k \in \mathcal{T}(u)\}$ where $\mathcal{T}(u)$ is the set of interaction times of user u with the system up to time t . This can be derived from H_t which logs the collection of observation, action sets up to time t .

^{*}For example, this side information can be derived from organic posts on the platform that users engage with.

idiosyncratic randomness in user behavior. Throughout we assume that the user contexts as well as side information (x_u, i_u) for each user $u \in \mathcal{N}$ evolves independently of other users with time. Essentially, this translates to assuming that there are no *network* effects.

User state representation: Given our model of the user behavior, we take a user state to include all information about a user available to the recommender system at the time period. In particular, we assume vector encoding $z_t^u = f(H_t, u)$ to summarize a user’s interests based on their past interactions with the recommender system. Taken together with the user context vector x_t^u and the side information encoding i_t^u , the user state can be parsimoniously represented as the tuple $s_t^u = (z_t^u, x_t^u, i_t^u)$. It is noteworthy that assuming no network effects, the user states are independent of each other, i.e. $s^{u_1} \perp s^{u_2}$ for any pair of users (u_1, u_2) . Put differently, a user’s state only depends on its past interactions with the recommender system - their context and interests evolve exogenously. Throughout the paper, we denote s to be any generic user state and \mathcal{S} to denote the state space (collection of all users states). For simplicity of exposition, we will assume \mathcal{S} to be countable.

3.3 Agent design.

Besides the environment, a key component of an RL framework is an agent which takes actions given observations from the environment. We let $\pi(\cdot|H_t)$ denote a *policy*, a probability distribution over actions that depends on the history H_t .

1. Agent state: From a computational viewpoint, the dependence of a policy on the entire history is problematic. We therefore take $S_t = \{s_t^u : u \in N(t)\}$ to represent agent “state”, as a collection of state representations for all users interacting with the system at time t . Note that the agent state S_t encodes all relevant information in history H_t , including the observation O_t . We can write the relationship between observation, states and history as:

$$H_t \rightarrow S_t \rightarrow O_{t+1} \rightarrow S_{t+1} \text{ or equivalently, } H_{t-1} \rightarrow S_{t-1} \rightarrow O_t \rightarrow S_t \rightarrow O_{t+1} \rightarrow S_{t+1}.$$

We use the notation $X \rightarrow Y \rightarrow Z$, which is standard in information theory, to denote that random variables X and Z are independent conditioned on Y . Clearly, the state variable obeys the Markov property,

$$\mathbb{P}(S_{t+1} = \cdot | S_t, A_t, \dots, S_0, A_0) = \mathbb{P}(S_{t+1} = \cdot | S_t, A_t),$$

since conditioned on S_t and A_t , S_{t+1} is independent of the history H_t and no network effects are assumed.

2. Reward function: We denote $r : \mathcal{A} \times \mathcal{Y} \mapsto \{0, 1\}$ to be a reward function which maps an (action, outcome) pair to a scalar, encoding the agent’s preferences about outcomes. In our setting, rewards are taken to be binary and $r(a, y) = 1$ indicates “conversion”. Essentially, we associate an “end behavior” for each recommended item a . For example, buying might be the end behavior for some recommendations while getting users to subscribe might be the end behavior for others. User behavior (as indicated by the outcome variable) corresponding to the end behavior for an ad results in a reward of 1; all other user behaviors incur a reward of 0. For action, observation set (A_t, Y_t) , we assume rewards of individual users are additive and take $R(A_t, Y_t) = \sum_{u \in \mathcal{N}(t)} r(a_t^u, y_t^u)$ to be the scalar reward.

3. **Constraint function:** It is common for recommender systems to have constraints on which items can be shown to a user at any given time. We denote $c : \mathcal{A} \times \mathcal{S} \mapsto \bar{\mathcal{A}}$ with $\bar{\mathcal{A}} \subseteq \mathcal{A}$ to be such a constraint function which restricts the feasible action set to a subset of all possible actions, augmented with an option of “no recommendation”.

3.4 Reinforcement learning of recommendation policies

While the reward function specifies the agent’s preferences over a single time step, the goal in reinforcement learning is to optimize for cumulative rewards over long horizons. As is typical, we take a discounting approach to model cumulative rewards with the goal to maximize expected cumulative discounted return,

$$\mathbb{E} \left[\sum_{t=0}^{\infty} \gamma^t R(A_t, Y_t) \right] \quad (1)$$

Thus, a good recommendation policy not only optimizes for immediate rewards but also for long run conversions by transitioning users to states with a higher propensity to convert.

As the agent state encodes all relevant information about the history, we denote the agent policy $\pi_{\text{agent}}(\cdot | S)$ to be a distribution over actions given the agent state. Furthermore, our assumption on no network effects (independence of user states across time) and additive reward functions lets us decompose the policy as

$$\pi_{\text{agent}}(\cdot | S_t) = \prod_{u \in \mathcal{N}(t)} \pi(\cdot | s_t^u)$$

where $\pi(\cdot | s)$ indicates the action selection policy given any generic user state s . To compare different policies as well as to find the optimal one, reinforcement learning algorithms use value functions. Formally, the value function for policy π can be defined as

$$V_{\pi}(s) = \mathbb{E}_{\pi} \left[\sum_{t=0}^{\infty} \gamma^t r(a_t, y_t) \mid s_0 = s \right] \quad (2)$$

which measures the cumulative reward under policy π , from a given user state s . Similarly, we can also define the state-action value function as the expected return under policy π from a user state s and recommendation a ,

$$Q_{\pi}(s, a) = \mathbb{E}_{\pi} \left[\sum_{t=0}^{\infty} \gamma^t r(a_t, y_t) \mid a_0 = a, s_0 = s \right] \quad (3)$$

State-action value functions obey a fixed point equation known as the Bellman equation, and can equivalently be expressed as,

$$Q_{\pi}(s, a) = r(a, y) + \gamma \sum_{s' \in \mathcal{S}} P(s' | s, a) V_{\pi}(s') \quad (4)$$

where \mathcal{S} denotes the set of all states and $\{s'\} \in \mathcal{S}$ are the set of successor states from the state-action pair (s, a) . An optimal policy π^* , is defined to be the one which maximizes the value-to-go from each state, $\pi^*(s) = \arg \max_{\pi} V_{\pi}(s)$. The ultimate goal in RL is to find the optimal policy which maximizes the expected cumulative return from any user state. However, we take a less ambitious approach of performing a one-step policy improvement over a given base policy. We outline this below.

4 A policy improvement approach

One of our motivations to carefully understand performance of a policy obtained by a single policy improvement step is tied to business constraints. Auction-based recommender systems are the main revenue generating work-streams of advertisement platforms and therefore it is reasonable to not deviate too much from the given base policy without exhaustive experimentation. Moreover, we are also constrained by working with real user interaction data - we do not have access to a simulator of user behavior that we can repeatedly query to assess the performance of a policy trained with reinforcement learning. Essentially, from our logged data $\{(O_t, A_t, Y_t)\}_{t \in \mathbb{N}}$, we construct trajectories for each user,

$$\mathcal{D}_{\pi_{\text{base}}} = \{(o_t^u, s_t^u, a_t^u, r_t^u)\}_{u \in \mathcal{N}, t \in \mathcal{T}(u)}$$

where $\mathcal{T}(u)$ denotes the set of interaction times of user u with the system, accounting for the fact that not all users choose to interact with the system at all times. Here, the subscript π_{base} emphasizes that this interaction data is collected using the (current) base policy. We give details about the base policy in the subsection below.

A standard policy iteration step involves approximating the Q-function of the base policy, $Q_{\pi_{\text{base}}}$ using a RL algorithm and subsequently solving the single period optimization problem,

$$\pi^+(s) = \arg \max_{a \in \mathcal{A}} Q_{\pi_{\text{base}}}(s, a) \quad (5)$$

Notice from (4) that for any policy π , Q_π is parameterized by the immediate action which optimizes for the one step reward $r(a, y)$ and transition to the next state s' . Therefore, the optimization problem in (5) is sometimes referred to as a “single period” optimization problem. A well known result in dynamic programming shows that a policy π^+ which simultaneously solves the single step policy iteration problem for all states is an improved policy (Bertsekas, 2012). That is,

$$V_{\pi^+}(s) \geq V_{\pi_{\text{base}}}(s) \quad \forall s \in \mathcal{S}$$

For a problem with finite state and action spaces, a series of policy improvement steps ultimately lead to an optimal policy geometrically fast (Bertsekas, 2012). While we can technically obtain an improved policy over the base recommender policy using (5), we are bound by business constraints of staying close to the base policy. Nevertheless, we show that it is possible to find an improved policy by taking a step in the policy improvement direction.

4.1 Baseline recommender policy with auction mechanism

The base policy, π_{base} that we consider is a second price auction based policy. Essentially, for a given user state s , bidders provide a “bid” value $\text{Bid}(s, a)$ for a subset of eligible recommendations $a \in \mathcal{A}^b \subset \bar{\mathcal{A}}$ which represents an estimate of their utility of recommending item a in user state s . As is common in many practical instantiations of recommender systems, an expected conversion rate (“eCVR”) factor is multiplied to the bid values to upper bound the expected revenue of showing an ad in user state s . We take $f(s, a) = \text{Bid}(s, a) \times \text{eCVR}(s, a)$ to denote the “bid-eCVR” values. Without going too much into details, one can take the deterministic function $f(\cdot)$ to be a black-box recommendation scoring model. Note however that this recommendation scoring model is not trained for optimizing conversions over long time horizons; rather it is trained to be a good predictor of short run engagement of the users with different items (it takes immediate conversion rates as input).

Another common practice in auction-based recommender systems is that each bidder typically only bids on a unique subset of recommendations associated with campaigns. Therefore, it is reasonable to assume that $\mathcal{A}^{b_1} \cap \mathcal{A}^{b_2} = \emptyset$ for any two bidders b_1 and b_2 .

In this work, we take the agent’s base policy π_{base} to be greedy with respect to the bid-eCVR values,

$$\pi_{\text{base}}(s) = \arg \max_{a \in \bar{\mathcal{A}}} f(s, a) \quad (6)$$

where $\bar{\mathcal{A}}$ is the set of all eligible recommendations. Note that our description of the base policy in (6) is not arbitrary; it is a good approximation to many practical auction based recommender systems. The auction mechanism is critical to recommender systems and is commonly used across various monetization products and online marketplaces. Moreover, platforms invest a lot of engineering resources to build, maintain and fine-tune conversion rate models. This limits us from re-inventing the wheel from scratch. Instead, we treat $f(\cdot)$ as a fixed black-box input to the baseline policy and aim to find an improved policy (in terms of cumulative “conversions” as defined above) by perturbing $f(\cdot)$ with an estimate of the expected long run conversions of recommending item a in user state s , $Q_{\pi_{\text{base}}}(s, a)$.

4.2 Optimizing for long-run conversions: a one-step improved policy

Our proposed solution is to bias the recommendation scoring model f to account for long run conversions. Specifically, let $Q_{\pi_{\text{base}}}$ denote the state-action value function of the base policy, with $Q_{\pi_{\text{base}}}(s, a)$ denoting the expected cumulative conversions attributable to recommending item a in user state s and following the base policy thereafter. We take a modified policy to recommend items based on a weighted score, which is a convex combination of the recommendation score and estimated long run conversions,

$$\pi_{\text{mod}}(s) = \text{SELECT}_{a \in \bar{\mathcal{A}}} \left(f(s, a), \hat{Q}_{\pi_{\text{base}}}(s, a) \right) \quad (7)$$

where we define the selection operator as

$$\text{SELECT}_{a \in \bar{\mathcal{A}}} \left(f(s, a), \hat{Q}_{\pi_{\text{base}}}(s, a) \right) := \arg \max_{a \in \bar{\mathcal{A}}} \left[(1 - \alpha) \cdot f(s, a) + \alpha \cdot \hat{Q}_{\pi_{\text{base}}}(s, a) \right]$$

for a fixed value of α . See figure 1 for an illustration of our approach. Note that when $\alpha = 1$, $\bar{\mathcal{A}} = \mathcal{A}$ and exact Q values are available,

$$\pi_{\text{mod}}(s) = \pi^+(s) = \arg \max_{a \in \mathcal{A}} Q_{\pi_{\text{base}}}(s, a)$$

and the modified policy π_{mod} mimics the policy iteration step. When $\alpha = 0$, π_{mod} equals the base policy which is greedy with respect to the recommendation scoring model f . Values of $\alpha \in (0, 1)$ interpolate between the two policies, possibly in a non-linear way and fixing a value of α pins down the trade-off between optimizing short run engagement versus optimizing for long run conversions. In practice, we use a value of $\alpha = 0.96$ which was chosen empirically after a few A/B test iterations, taking into account the business constraint of staying close to the base policy. We discuss more about the choice of α in section 5.

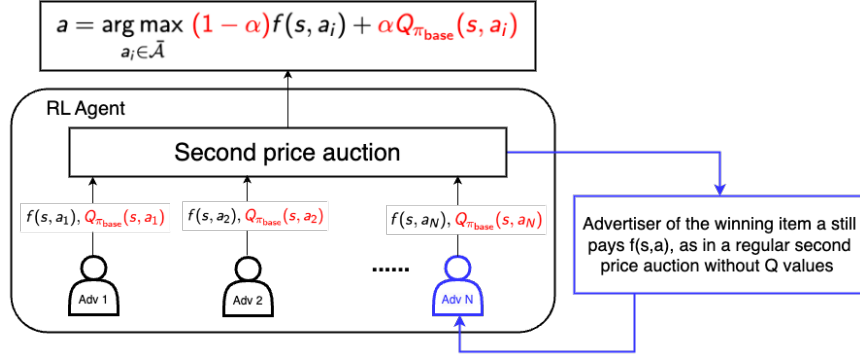


Figure 1: Visualization of an RL approach to improve auction-based recommender policies. We optimize a weighted combination of recommender score $f(s, a)$, which is used for item selection in a second price auction, and estimated long run conversions $\hat{Q}_{\pi_{\text{base}}}(s, a)$.

Next, we show how the modified policy in (7) with exact Q values yields an improved policy, $V_{\pi_{\text{mod}}}(s) \geq V_{\pi_{\text{base}}}(s)$ for all user states s . That is, the expected cumulative conversions under the modified policy from each user state improves as compared to the base policy, with possible strict improvements from a subset of user states. This result is not unexpected as the base policy is not optimized for long run conversions. In comparison, the modified policy takes into account expected cumulative conversions over long horizons, at least partially. Nevertheless, this result acts as a sanity check and serves as a motivation for our approach. Recall the definition of value function from (2) and the functional form of the modified policy given in (7). For our results, we assume that the function f takes unique values for different actions in each user state, i.e. $f(s, a_i) \neq f(s, a_j)$ for any $(a_i, a_j) \in \bar{\mathcal{A}}$. This is reasonable as we expect bid-eCVR values for different recommendations to be non-unique. In addition, we also assume that we have access to exact Q values of the base policy, $Q_{\pi_{\text{base}}}$.

Proposition 1 (Policy improvement step). *For any user state s , $V_{\pi_{\text{mod}}}(s) \geq V_{\pi_{\text{base}}}(s)$. Moreover, $V_{\pi_{\text{mod}}}(s) > V_{\pi_{\text{base}}}(s)$ if $\pi_{\text{mod}}(s) \neq \pi_{\text{base}}(s)$. That is, the inequality is strict if recommendations under the modified and base policies differ in a user state.*

The proof follows by a straightforward application of the monotonicity property of the Bellman operators (Bertsekas, 2012) along with the following lemma. Note that $Q_{\pi_{\text{base}}}(s, \pi_{\text{mod}}(s))$ denotes the expected cumulative conversions using the modified policy in user state s and following the base policy thereafter.

Lemma 1. *For any user state s , $Q_{\pi_{\text{base}}}(s, \pi_{\text{mod}}(s)) \geq V_{\pi_{\text{base}}}(s)$.*

Proof. Consider a fixed state s and let $a_{\text{base}}, a_{\text{mod}}$ denote the selected actions under the base and

modified policy, with the same eligible* item set $\bar{\mathcal{A}}$

$$a_{\text{base}} = \pi_{\text{base}}(s) = \arg \max_{a \in \bar{\mathcal{A}}} f(s, a) \quad (8)$$

$$a_{\text{mod}} = \pi_{\text{mod}}(s) = \arg \max_{a \in \bar{\mathcal{A}}} [(1 - \alpha)f(s, a) + \alpha Q_{\pi_{\text{base}}}(s, a)] \quad (9)$$

Then, we show that, $Q_{\pi_{\text{base}}}(s, a_{\text{mod}}) \geq Q_{\pi_{\text{base}}}(s, a_{\text{base}})$. Clearly, this holds when $a_{\text{mod}} = a_{\text{base}}$. Let's look at the case when the two actions are different. In this case, first note that $f(s, a_{\text{base}}) > f(s, a_{\text{mod}})$ using the fact that $a_{\text{base}} = \arg \max_{a \in \bar{\mathcal{A}}} f(s, a)$ and that $f(\cdot)$ takes on unique values. However, from (9), it holds that

$$(1 - \alpha)f(s, a_{\text{mod}}) + \alpha Q_{\pi_{\text{base}}}(s, a_{\text{mod}}) \geq (1 - \alpha)f(s, a_{\text{base}}) + \alpha Q_{\pi_{\text{base}}}(s, a_{\text{base}}).$$

Rearranging, we get that

$$\alpha(Q_{\pi_{\text{base}}}(s, a_{\text{mod}}) - Q_{\pi_{\text{base}}}(s, a_{\text{base}})) \geq (1 - \alpha)(f(s, a_{\text{base}}) - f(s, a_{\text{mod}})) > 0,$$

where the last inequality follows as $f(s, a_{\text{base}}) > f(s, a_{\text{mod}})$. Thus, for the case when $a_{\text{mod}} \neq a_{\text{base}}$, we have

$$Q_{\pi_{\text{base}}}(s, a_{\text{mod}}) > Q_{\pi_{\text{base}}}(s, a_{\text{base}}). \quad (10)$$

Combining both the cases, we conclude that $Q_{\pi_{\text{base}}}(s, a_{\text{mod}}) \geq Q_{\pi_{\text{base}}}(s, a_{\text{base}})$. Note that as both π_{base} and π_{mod} are deterministic policies, we get our final result,

$$Q_{\pi_{\text{base}}}(s, \pi_{\text{mod}}(s)) = Q_{\pi_{\text{base}}}(s, a_{\text{mod}}) \geq Q_{\pi_{\text{base}}}(s, a_{\text{base}}) = Q_{\pi_{\text{base}}}(s, \pi_{\text{base}}(s)) = V_{\pi_{\text{base}}}(s).$$

Here the final equality uses that $Q_{\pi}(s, \pi(s)) = V_{\pi}(s)$. This relationship is well known in RL (see for example (Bertsekas, 2012)) and can also be derived from equations (2) and (4) above. Note that equation (10) implies a strict inequality, $Q_{\pi_{\text{base}}}(s, \pi_{\text{mod}}(s)) > V_{\pi_{\text{base}}}(s)$, when the modified policy makes a different recommendation than the base policy. \square

Proof of Proposition 1: We use the result in Lemma 1 to show how the modified policy gives an improvement over the base policy. This essentially follows from using the standard monotonicity properties of the Bellman operator (Bertsekas, 2012). Note that as per step rewards are bounded in our setting, $|r(a, y)| \leq 1$, value functions corresponding to any stationary policy π are also bounded. Let $\mathcal{V} = \{V_{\pi} : \pi \in \Pi\}$ be the set of all bounded value functions corresponding to stationary policies $\pi \in \Pi$. The bellman operator $T_{\mu} : \mathcal{V} \mapsto \mathcal{V}$ for some policy $\mu \in \Pi$ maps a value functions $V \in \mathcal{V}$ as

$$T_{\mu}V(s) := r(\mu(s), y) + \gamma \sum_{s' \in \mathcal{S}} P(s'|s, \mu(s))V(s') \quad \forall s \in \mathcal{S}.$$

Using this and the definition of Q function in Equation (4), it is easy to check that for any two stationary policies π, π' ,

$$Q_{\pi}(s, \pi'(s)) = T_{\pi'}V_{\pi}(s) \quad (11)$$

*While comparing action selections under the base and modified policy, we assume the eligible action set remains the same. This seems reasonable to compare the outcome of two policies. Note that the constraint function (which specifies the eligible item set) is part of agent design and is separate from learning of recommendation policies.

With bounded per-step rewards (our setting), Bellman operators are monotone (Bertsekas, 2012), implying that if $V_\pi(s) \geq V_{\pi'}(s)$ for all $s \in \mathcal{S}$, then

$$T_\mu V_\pi(s) \geq T_\mu V_{\pi'}(s) \quad \forall s \in \mathcal{S}. \quad (12)$$

Another standard result from dynamic programming theory (Bertsekas, 2012) helps us prove proposition 1.

$$V_\mu = \lim_{k \rightarrow \infty} T_\mu^k V_\pi \quad (13)$$

Essentially, this states that repeated application of the Bellman operator $T_\mu(\cdot)$ converges to its corresponding value function V_μ . Using (11), we can express the result of lemma 1 as

$$T_{\pi_{\text{mod}}} V_{\pi_{\text{base}}}(s) \geq V_{\pi_{\text{base}}}(s) \quad \forall s \in \mathcal{S}. \quad (14)$$

Applying the monotonicity property to (14) gives,

$$T_{\pi_{\text{mod}}}^2 V_{\pi_{\text{base}}}(s) \geq T_{\pi_{\text{mod}}} V_{\pi_{\text{base}}}(s) \geq V_{\pi_{\text{base}}}(s)$$

Repeatedly applying the monotonicity property shows the desired result,

$$V_{\pi_{\text{mod}}}(s) = \lim_{k \rightarrow \infty} T_{\pi_{\text{mod}}}^k V_{\pi_{\text{base}}}(s) \geq \dots \geq T_{\pi_{\text{mod}}}^2 V_{\pi_{\text{base}}}(s) \geq T_{\pi_{\text{mod}}} V_{\pi_{\text{base}}}(s) \geq V_{\pi_{\text{base}}}(s).$$

It is noteworthy that the inequality is strict for user states where the recommendation actions under π_{mod} differ from those under π_{base} . Indeed, proof of lemma 1 shows that the inequality in (14) is strict for these states.

4.3 Implementation using SARSA

To estimate $Q_{\pi_{\text{base}}}$, we train a deep neural network based model using SARSA, a popular *on-policy* reinforcement learning algorithm, and logged data of user interactions $\{(s_t^u, a_t^u, r_t^u)\}_{u \in \mathcal{N}, t \in \mathcal{T}(u)}$. We pre-process the trajectory data of each user into tuples,

$$d_{t_i}^u = \left(s_{t_i}^u, a_{t_i}^u, r_{t_i}^u, s_{t_{i+1}}^u, a_{t_{i+1}}^u, \tau_i \right) \quad \forall t_i \in \mathcal{T}(u) = \{t_0, t_1, \dots, t_{|\mathcal{T}(u)|}\}$$

Recall that $\mathcal{T}(u)$ denote the set of interaction times of a user u with the recommender system. We let $\tau_i = t_{i+1} - t_i$ denote the i^{th} inter-interaction time and append it to each tuple. Reinforcement learning algorithms like SARSA which do credit assignment by bootstrapping only require training data in the form of these data tuples, unlike Monte Carlo methods which require entire user interaction trajectories. SARSA is a widely used standard reinforcement learning algorithm – however, for completeness we give some details in Algorithm 1 below.

Let $\mathcal{D} = \{d_{t_i}^u\}_{u \in \mathcal{N}, t_i \in \mathcal{T}(u)}$ be the collection of all user interaction tuples. In reinforcement learning, this is usually referred to as the replay buffer. At each training epoch, data tuples are sampled from \mathcal{D} to train the SARSA algorithm. Note that the user interaction data is collected under the base policy, π_{base} and so we can hope to estimate $Q_{\pi_{\text{base}}}$ using an *on-policy* algorithm like SARSA. We also train our models *online*, instead of using a fixed offline data set for training, by updating data set \mathcal{D} daily with a fresh set of user interaction data. See section 4.4 for more details on how we construct these data tuples from user trajectories in an online manner. User states which do not have successor interactions are taken to be terminal and we attribute the immediate reward (conversions) to the corresponding (state, action) pair. Also, as is typical in the training of reinforcement learning algorithms with deep neural networks, we use a separate target network for stability (Mnih et al., 2015). We update the target network every $k = 100$ training steps of the algorithm.

Algorithm 1: Q-value estimation using SARSA

Input: Neural network model Q_θ , target network Q_{θ^-} , initial replay buffer \mathcal{D} , batch-size N , step-size sequence $\{\alpha_k\}_{k \in \mathbb{N}}$.

Initialize: $\theta, \theta^- \leftarrow \theta_0$.

for $t = 0, 1, \dots$ **do**

 Update replay buffer \mathcal{D}_t of user transition tuples.

 Sample batch $\mathcal{B} = \{(s_j, a_j, r_j, s'_j, a'_j, \tau_j)\}_{j=1}^N$ from \mathcal{D}_t .

 Compute targets for each tuple:

$$y_j = \begin{cases} r_j, & \text{if } s_j \text{ is a terminal user state} \\ r_j + \gamma^{\tau_j} Q_{\theta^-}(s'_j, a'_j), & \text{otherwise} \end{cases}$$

 Compute loss function: $\ell(\theta_t) = \sum_{j=1}^N (y_j - Q_\theta(s_j, a_j))^2$

 Take a semi-gradient step: $\theta_{t+1} \leftarrow \theta_t - \alpha_t \nabla_\theta \ell(\theta_t)$

if $t \bmod k == 0$: **then**

 | Update target network: $\theta^- \leftarrow \theta_t$;

end

end

Output: estimate of state action value function Q_θ

4.4 Data processing

Given that recommender systems serves millions of users every day, storing interaction data for each user over long time horizons is impossible, even with distributed storage. Therefore, we take an online training approach – collecting fresh data every day, integrating it with a fixed length table of recent interaction data for each user, and using it to generate training tuples. To describe our data processing pipeline, we introduce some notation specific to this section. We let h be the *effective time horizon*, specifying the number of days we look back to maintain the table of recent user interactions. Fix a time period $t > h$. Let $B_t = (S_{t-h}, A_{t-h}, R_{t-h}, S_{t-h+1}, \dots, S_t, A_t, R_t)$ be a “buffer” table which stores the last h days of interaction data in terms of the states, recommended items and rewards. Let $\mathcal{N}_h(t)$ be the set of users with interaction data in B_t . We process the agent-environment interactions at time $t + 1$, $(S_{t+1}, A_{t+1}, R_{t+1})$, into data tuples by dividing user interactions in three categories:

1. *New user interactions:* Consider a user u which interacts with the system at time $t + 1$ but has not interacted with the system in the last h time periods, i.e. $u \notin \mathcal{N}_h(t)$. Since no predecessor or successor interactions are associated with this user, we do not use this data to generate a transition tuple. Information about this interaction remains a part of the agent-environment interaction, $(S_{t+1}, A_{t+1}, R_{t+1})$, and is added to the buffer B_{t+1} .
2. *Active user interactions:* Consider a user u which interacts with the system at time $t + 1$, and this user has interacted with the system in the recent past, i.e. $u \in \mathcal{N}_h(t)$. Let $t_u \in \{t - h, t - h + 1, \dots, t\}$ be the most recent interaction time of user u before $t + 1$. Then, we take $d_{t+1}^u = (s_{t_u}^u, a_{t_u}^u, r_{t_u}^u, s_{t+1}^u, a_{t+1}^u)$ to be a transition data tuple and add it to the replay buffer \mathcal{D} .

3. *Inactive user interactions:* Consider a user u which interacted with the system at time $t - h$ but has not interacted with the system since then, including at time $t + 1$. We identify such users to be inactive, and take (s_{t-h}^u, a_{t-h}^u) to be the terminal state action pair such that the reward r_{t-h}^u is attributed to them. That is, the transition tuple $d_{t-h}^u = (s_{t-h}^u, a_{t-h}^u, r_{t-h}^u, s^*, a^*, \tau = 0)$ is added to the replay buffer \mathcal{D} , where (s^*, a^*) are dummy states and actions such that $Q_{\pi_{\text{base}}}(s^*, a^*) = 0$.

In some way h can be interpreted as the *effective* time horizon in our implementation. As we work in the discounted setting and take a value of $h = 15$ in our experiments, this implicitly implies* a discount factor of $\gamma \approx 0.8$. Doing data processing this way with a fixed size window is only an approximation to account for very long term effects of recommendations, given data size and memory requirements of a real-time recommender system. We are currently experimenting with a different data processing pipeline architecture which can allow us to take values of h up to 60.

Updating replay buffer and buffer table: The new data tuples generated from agent-environment interaction $(S_{t+1}, A_{t+1}, R_{t+1})$ are added to the replay buffer \mathcal{D} . We also update the buffer table $B_{t+1} = (S_{t+1-h}, A_{t+1-h}, R_{t+1-h}, \dots, S_{t+1}, A_{t+1}, R_{t+1})$ to store the agent environment interactions of past h periods at time $t + 1$. This constitutes the “update replay buffer” step in Algorithm 1. See Figure 2 below for an illustration of different types of user interaction tuples generated by the agent-environment interaction $(S_{t+1}, A_{t+1}, R_{t+1})$ which are used to update the buffer table B_{t+1} .

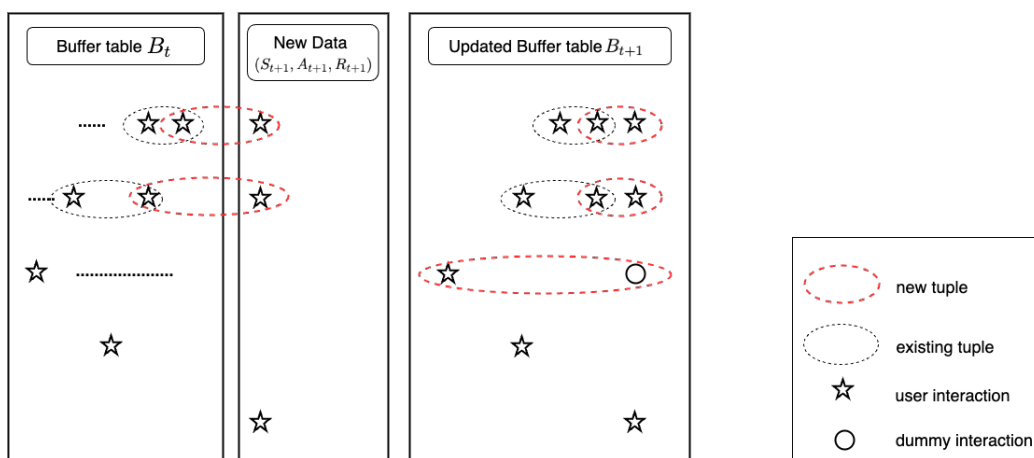


Figure 2: Data processing pipeline with different user interactions. First two rows show how *new data interaction* tuples are created and updated in the buffer table. The third row illustrates *inactive user interaction*, where a dummy state-action is appended to create a data tuple. Fourth row shows that recent interactions are carried over in the updated buffer table B_{t+1} for users who did not interact with the system at time $t + 1$. The final row illustrates a *new user interaction*.

5 Experiments

We conduct an online A/B experiment over a period of six weeks to test our proposed RL based approach in a web scale recommender system serving billions of users every day. The base policy in

*This follows as $(0.8)^{15} \approx 0.03$. We take $\gamma^{15} = 0$.

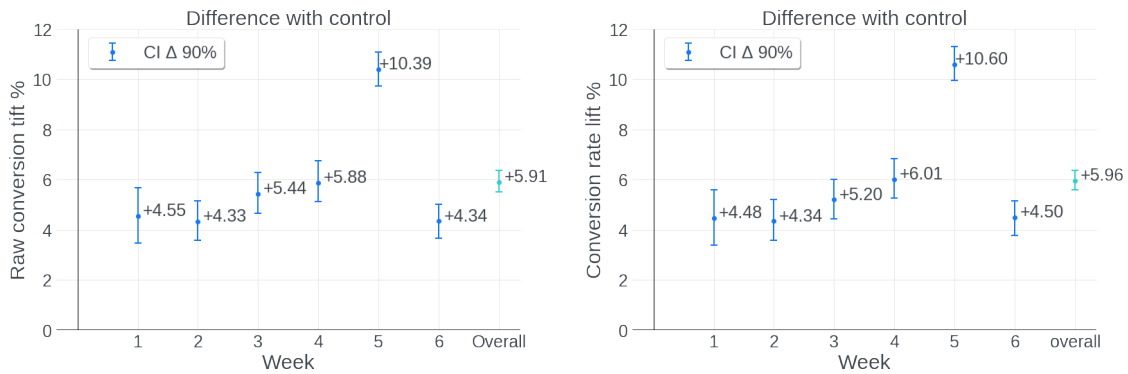


Figure 3: Weekly change in average number of conversions and conversion rate over six weeks of experimentation. Note that change in raw conversion numbers closely mimics the change in conversion rates as we tried to maintain similar total impressions over the test and control group. Error bars represent the standard deviation of change across different bidders.

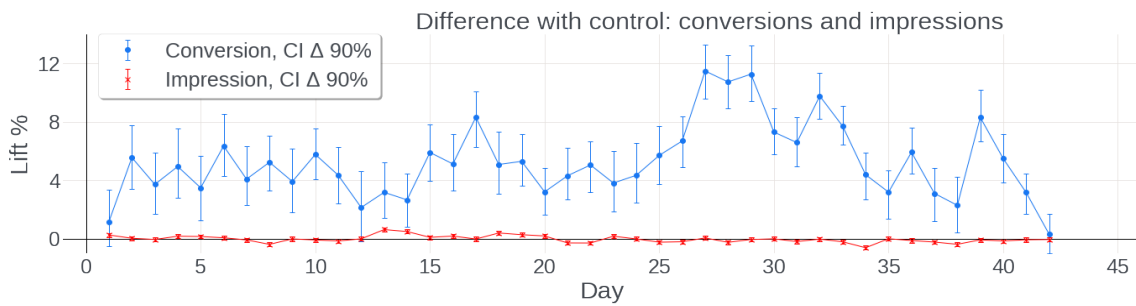


Figure 4: Daily change in conversion and impression numbers over the control group. For most days, our approach (blue curve) results in a significant increase in conversions over the auction based recommender policy. The red curve shows the change in number of daily impressions, which approximately stayed close to 0 for most days.

our experiment uses a second price auction mechanism to recommend items to users. On average, about 2 billion users interact with our recommender system every day. For our experiments, we randomly selected 2% (40 million users) to be a part of our test and control group each. Recall from section 4.4 that our estimated Q values account for cumulative conversions over a 14 day period.

To stay close to the base policy, we tune the hyperparameter α introduced in section 4.2 to make sure that the contribution of estimated cumulative conversions, $\alpha Q_{\pi_{\text{base}}}(s, a)$, in the scoring model $(1 - \alpha)f(s, a) + \alpha Q_{\pi_{\text{base}}}(s, a)$ is less than 8%. That is, we make sure that the fraction $\alpha Q_{\pi_{\text{base}}}(s, a) / ((1 - \alpha)f(s, a) + \alpha Q_{\pi_{\text{base}}}(s, a)) \leq 0.08$. After hyperparameter tuning on our experiments, this approximately came to a value of $\alpha = 0.96$.

Implementation details: As described in section 3, we model the user state as a tuple of three features, $s^u = (z^u, x^u, i^u)$. The context features x^u which encode user demographics are extracted respecting privacy constraints. A sequence model is used to generate features z^u which summarizes the user interests by encoding their past interactions with the system while graph based models pretrained on a large-scale internal dataset (which goes beyond interactions of users with the recommender system) are used to extract features i^u encoding user preferences. The item embeddings, denoted by a , include textual and image representations along with its content category. We use a fully connected deep neural network to model the Q-values $Q_{\pi_{\text{base}}}(s^u, a)$, by taking state and action representations as inputs. We retrain our models every 12 hours to adapt to data distribution shifts and maintain a replay buffer of approximately 300 million data tuples at anytime to train our models using SARSA.

Experimental results: Figures 3 and 4 summarize the results of our A/B test. In Figure 3, we aggregate results week-by-week and summarize the overall improvement for both the number of conversions as well as the conversion rate. On average we see a lift (change between test and control group) between 4 – 10% for both metrics which shows a significant improvement over the base policy. Moreover, Fig. 4 shows that improvements of our approach hold consistently, over most days. Overall, our results demonstrate the effectiveness of our approach in optimizing for long run metrics. We remark that change in conversions closely mimics the change in conversion rates as we tried to maintain a neutral impression change. This can be seen in Fig. 4 where the change in impressions for the test group over control is close to zero for all days.

6 Conclusion

In this work, we proposed a reinforcement learning based approach to account for long run user engagement in recommending items to users while still working within the constraints of an auction based recommender system. Foundational theory in dynamic programming motivates our method – we show that our method provably improves over the baseline policy. An online A/B test conducted with a billion-user scale recommender system demonstrates significant improvements and illustrates the potential of using reinforcement learning ideas for recommender systems at scale in production.

References

- Dimitri Bertsekas. 2012. *Dynamic programming and optimal control: Volume I*. Vol. 1. Athena scientific.
- Minmin Chen, Alex Beutel, Paul Covington, Sagar Jain, Francois Belletti, and Ed H Chi. 2019a. Top-k off-policy correction for a REINFORCE recommender system. In *Proceedings of the Twelfth ACM International Conference on Web Search and Data Mining*. 456–464.
- Minmin Chen, Can Xu, Vince Gatto, Devanshu Jain, Aviral Kumar, and Ed Chi. 2022. Off-Policy Actor-critic for Recommender Systems. In *Proceedings of the 16th ACM Conference on Recommender Systems*. 338–349.
- Xinshi Chen, Shuang Li, Hui Li, Shaohua Jiang, Yuan Qi, and Le Song. 2019b. Generative adversarial user model for reinforcement learning based recommendation system. In *International Conference on Machine Learning*. PMLR, 1052–1061.
- Heng-Tze Cheng, Levent Koc, Jeremiah Harmsen, Tal Shaked, Tushar Chandra, Hrishi Aradhye, Glen Anderson, Greg Corrado, Wei Chai, Mustafa Ispir, et al. 2016. Wide & deep learning for recommender systems. In *Proceedings of the 1st workshop on deep learning for recommender systems*. 7–10.
- Paul Covington, Jay Adams, and Emre Sargin. 2016. Deep neural networks for youtube recommendations. In *Proceedings of the 10th ACM conference on recommender systems*. 191–198.
- Benjamin Edelman, Michael Ostrovsky, and Michael Schwarz. 2007. Internet advertising and the generalized second-price auction: Selling billions of dollars worth of keywords. *American economic review* 97, 1 (2007), 242–259.
- Michael D Ekstrand, John T Riedl, Joseph A Konstan, et al. 2011. Collaborative filtering recommender systems. *Foundations and Trends® in Human-Computer Interaction* 4, 2 (2011), 81–173.
- David S Evans. 2008. The economics of the online advertising industry. *Review of network economics* 7, 3 (2008).
- Carlos A Gomez-Uribe and Neil Hunt. 2015. The netflix recommender system: Algorithms, business value, and innovation. *ACM Transactions on Management Information Systems (TMIS)* 6, 4 (2015), 1–19.
- Shixiang Gu, Ethan Holly, Timothy Lillicrap, and Sergey Levine. 2017. Deep reinforcement learning for robotic manipulation with asynchronous off-policy updates. In *2017 IEEE international conference on robotics and automation (ICRA)*. IEEE, 3389–3396.
- Balázs Hidasi, Alexandros Karatzoglou, Linas Baltrunas, and Domonkos Tikk. 2015. Session-based recommendations with recurrent neural networks. *arXiv preprint arXiv:1511.06939* (2015).
- Marcus Hutter. 2007. Universal algorithmic intelligence: A mathematical top→ down approach. *Artificial general intelligence* (2007), 227–290.

- Eugene Ie, Vihan Jain, Jing Wang, Sanmit Narvekar, Ritesh Agarwal, Rui Wu, Heng-Tze Cheng, Tushar Chandra, and Craig Boutilier. 2019. SlateQ: A tractable decomposition for reinforcement learning with recommendation sets. (2019).
- Yehuda Koren, Robert Bell, and Chris Volinsky. 2009. Matrix factorization techniques for recommender systems. *Computer* 42, 8 (2009), 30–37.
- Lihong Li, Wei Chu, John Langford, and Robert E Schapire. 2010. A contextual-bandit approach to personalized news article recommendation. In *Proceedings of the 19th international conference on World wide web*. 661–670.
- Pasquale Lops, Marco De Gemmis, and Giovanni Semeraro. 2011. Content-based recommender systems: State of the art and trends. *Recommender systems handbook* (2011), 73–105.
- Jie Lu, Dianshuang Wu, Mingsong Mao, Wei Wang, and Guangquan Zhang. 2015. Recommender system application developments: a survey. *Decision support systems* 74 (2015), 12–32.
- Xiuyuan Lu, Benjamin Van Roy, Vikranth Dwaracherla, Morteza Ibrahimi, Ian Osband, and Zheng Wen. 2021. Reinforcement learning, bit by bit. *arXiv preprint arXiv:2103.04047* (2021).
- Volodymyr Mnih, Koray Kavukcuoglu, David Silver, Andrei A Rusu, Joel Veness, Marc G Bellemare, Alex Graves, Martin Riedmiller, Andreas K Fidjeland, Georg Ostrovski, et al. 2015. Human-level control through deep reinforcement learning. *nature* 518, 7540 (2015), 529–533.
- Shumpei Okura, Yukihiro Tagami, Shingo Ono, and Akira Tajima. 2017. Embedding-based news recommendation for millions of users. In *Proceedings of the 23rd ACM SIGKDD international conference on knowledge discovery and data mining*. 1933–1942.
- Michael J Pazzani and Daniel Billsus. 2007. Content-based recommendation systems. *The adaptive web: methods and strategies of web personalization* (2007), 325–341.
- Lijing Qin, Shouyuan Chen, and Xiaoyan Zhu. 2014. Contextual combinatorial bandit and its application on diversified online recommendation. In *Proceedings of the 2014 SIAM International Conference on Data Mining*. SIAM, 461–469.
- Massimo Quadrana, Paolo Cremonesi, and Dietmar Jannach. 2018. Sequence-aware recommender systems. *ACM Computing Surveys (CSUR)* 51, 4 (2018), 1–36.
- J Ben Schafer, Dan Frankowski, Jon Herlocker, and Shilad Sen. 2007. Collaborative filtering recommender systems. *The adaptive web: methods and strategies of web personalization* (2007), 291–324.
- Guy Shani, David Heckerman, Ronen I Brafman, and Craig Boutilier. 2005. An MDP-based recommender system. *Journal of Machine Learning Research* 6, 9 (2005).
- Yue Shi, Martha Larson, and Alan Hanjalic. 2014. Collaborative filtering beyond the user-item matrix: A survey of the state of the art and future challenges. *ACM Computing Surveys (CSUR)* 47, 1 (2014), 1–45.
- Brent Smith and Greg Linden. 2017. Two decades of recommender systems at Amazon. com. *Ieee internet computing* 21, 3 (2017), 12–18.

- Lei Tai, Giuseppe Paolo, and Ming Liu. 2017. Virtual-to-real deep reinforcement learning: Continuous control of mobile robots for mapless navigation. In *2017 IEEE/RSJ International Conference on Intelligent Robots and Systems (IROS)*. IEEE, 31–36.
- Hal R Varian. 2007. Position auctions. *international Journal of industrial Organization* 25, 6 (2007), 1163–1178.
- Hal R Varian and Christopher Harris. 2014. The VCG auction in theory and practice. *American Economic Review* 104, 5 (2014), 442–445.
- Huazheng Wang, Qingyun Wu, and Hongning Wang. 2017. Factorization bandits for interactive recommendation. In *Proceedings of the AAAI Conference on Artificial Intelligence*, Vol. 31.
- Shoujin Wang, Liang Hu, Yan Wang, Longbing Cao, Quan Z Sheng, and Mehmet Orgun. 2019. Sequential recommender systems: challenges, progress and prospects. *arXiv preprint arXiv:2001.04830* (2019).
- Xin Xin, Alexandros Karatzoglou, Ioannis Arapakis, and Joemon M Jose. 2020. Self-supervised reinforcement learning for recommender systems. In *Proceedings of the 43rd International ACM SIGIR conference on research and development in Information Retrieval*. 931–940.
- Chunqiu Zeng, Qing Wang, Shekoofeh Mokhtari, and Tao Li. 2016. Online context-aware recommendation with time varying multi-armed bandit. In *Proceedings of the 22nd ACM SIGKDD international conference on Knowledge discovery and data mining*. 2025–2034.
- Shuai Zhang, Lina Yao, Aixin Sun, and Yi Tay. 2019. Deep learning based recommender system: A survey and new perspectives. *ACM computing surveys (CSUR)* 52, 1 (2019), 1–38.
- Xiangyu Zhao, Long Xia, Jiliang Tang, and Dawei Yin. 2019. ” Deep reinforcement learning for search, recommendation, and online advertising: a survey” by Xiangyu Zhao, Long Xia, Jiliang Tang, and Dawei Yin with Martin Vesely as coordinator. *ACM Sigweb Newsletter Spring* (2019), 1–15.
- Guanjie Zheng, Fuzheng Zhang, Zihan Zheng, Yang Xiang, Nicholas Jing Yuan, Xing Xie, and Zhenhui Li. 2018. DRN: A deep reinforcement learning framework for news recommendation. In *Proceedings of the 2018 world wide web conference*. 167–176.
- Lixin Zou, Long Xia, Zhuoye Ding, Jiaxing Song, Weidong Liu, and Dawei Yin. 2019. Reinforcement learning to optimize long-term user engagement in recommender systems. In *Proceedings of the 25th ACM SIGKDD International Conference on Knowledge Discovery & Data Mining*. 2810–2818.